WCDMA Band V (RMC 12.2Kbps)

Lowest Band Edge

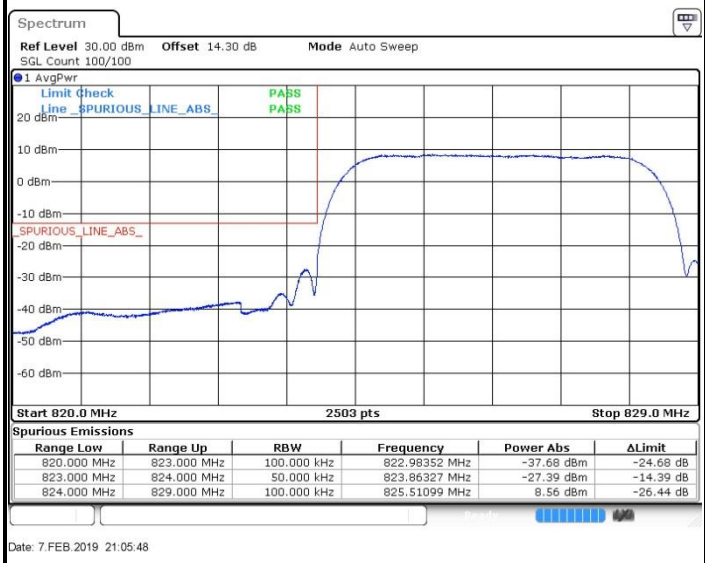

Spurious Emissions

Range Low	Range Up	RBW	Frequency	Power Abs	ΔLimit
820.000 MHz	823.000 MHz	100.000 kHz	822.98352 MHz	-37.68 dBm	-24.68 dB
823.000 MHz	824.000 MHz	50.000 kHz	823.86327 MHz	-27.39 dBm	-14.39 dB
824.000 MHz	829.000 MHz	100.000 kHz	825.51099 MHz	8.56 dBm	-26.44 dB

Date: 7.FEB.2019 21:05:48

Highest Band Edge

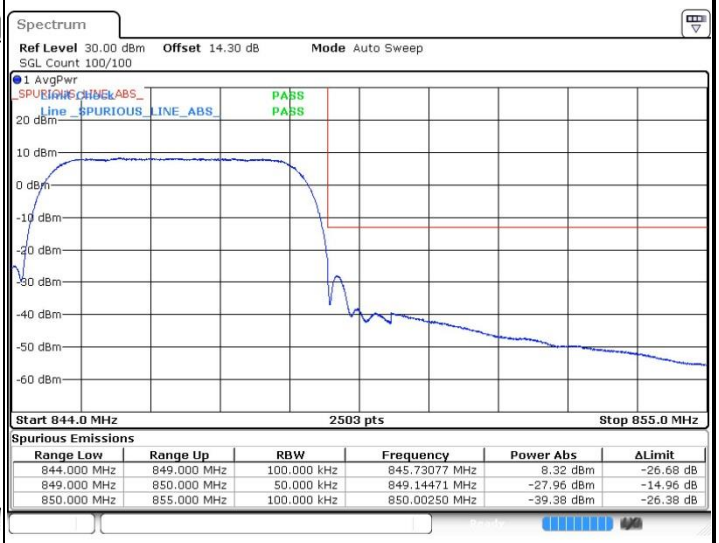

Spurious Emissions

Range Low	Range Up	RBW	Frequency	Power Abs	ΔLimit
844.000 MHz	849.000 MHz	100.000 kHz	845.73077 MHz	8.32 dBm	-26.68 dB
849.000 MHz	850.000 MHz	50.000 kHz	849.14471 MHz	-27.96 dBm	-14.96 dB
850.000 MHz	855.000 MHz	100.000 kHz	850.00250 MHz	-39.38 dBm	-26.38 dB

Date: 7.FEB.2019 21:08:33

WCDMA Band II (RMC 12.2Kbps)

Lowest Band Edge

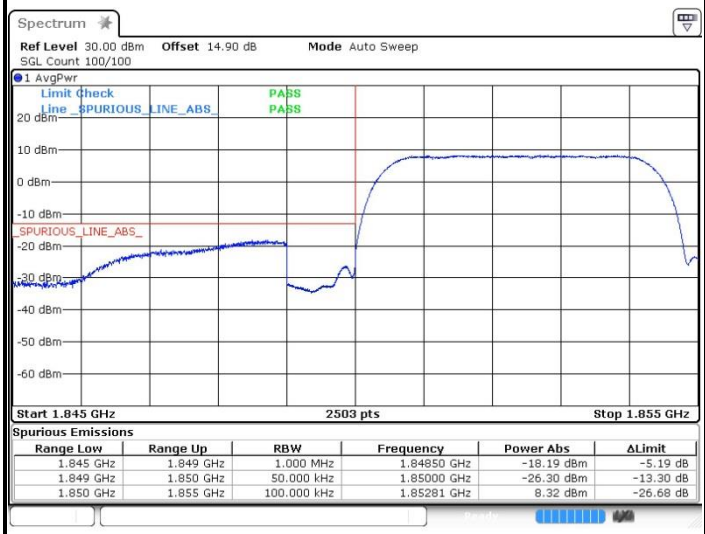

Spurious Emissions

Range Low	Range Up	RBW	Frequency	Power Abs	ΔLimit
1.845 GHz	1.849 GHz	1.000 MHz	1.84850 GHz	-18.19 dBm	-5.19 dB
1.849 GHz	1.850 GHz	50.000 kHz	1.85000 GHz	-26.30 dBm	-13.30 dB
1.850 GHz	1.855 GHz	100.000 kHz	1.85281 GHz	8.32 dBm	-26.68 dB

Date: 7.FEB.2019 21:21:53

Highest Band Edge

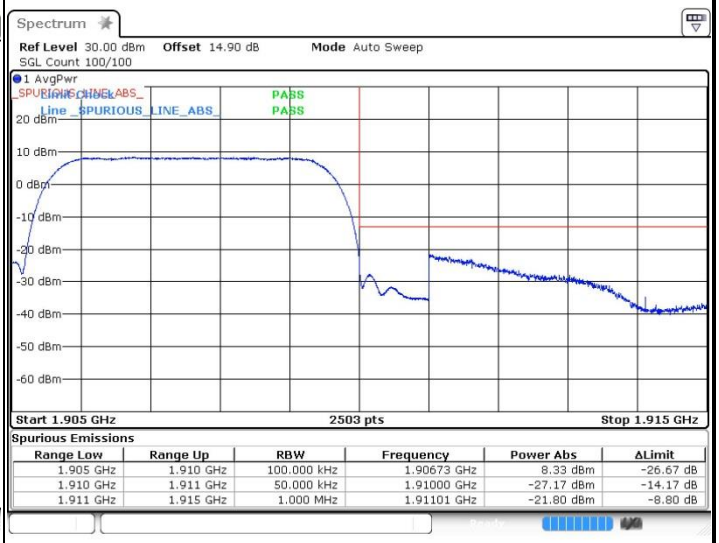

Spurious Emissions

Range Low	Range Up	RBW	Frequency	Power Abs	ΔLimit
1.905 GHz	1.910 GHz	100.000 kHz	1.90673 GHz	8.33 dBm	-26.67 dB
1.910 GHz	1.911 GHz	50.000 kHz	1.91000 GHz	-27.17 dBm	-14.17 dB
1.911 GHz	1.915 GHz	1.000 MHz	1.91101 GHz	-21.80 dBm	-8.80 dB

Date: 7.FEB.2019 21:24:41

WCDMA Band IV (RMC 12.2Kbps)

Lowest Band Edge

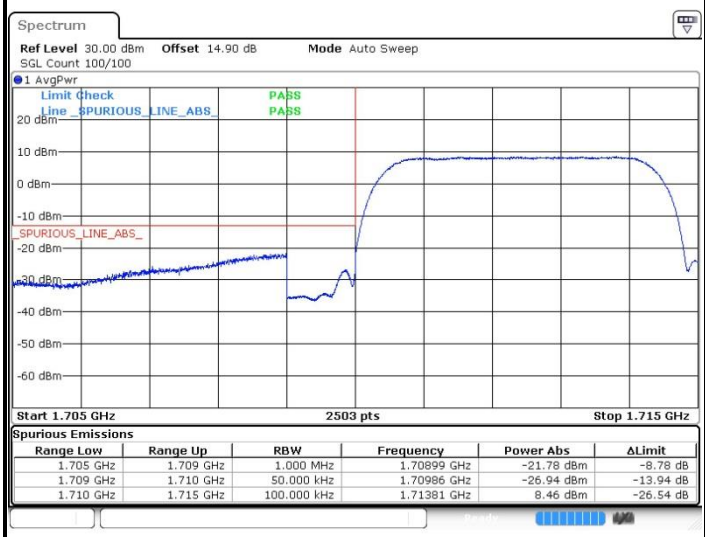

Spurious Emissions

Range Low	Range Up	RBW	Frequency	Power Abs	ΔLimit
1.705 GHz	1.709 GHz	1.000 MHz	1.70899 GHz	-21.78 dBm	-8.78 dB
1.709 GHz	1.710 GHz	50.000 kHz	1.70986 GHz	-26.94 dBm	-13.94 dB
1.710 GHz	1.715 GHz	100.000 kHz	1.71381 GHz	8.46 dBm	-26.54 dB

Date: 7.FEB.2019 21:38:47

Highest Band Edge

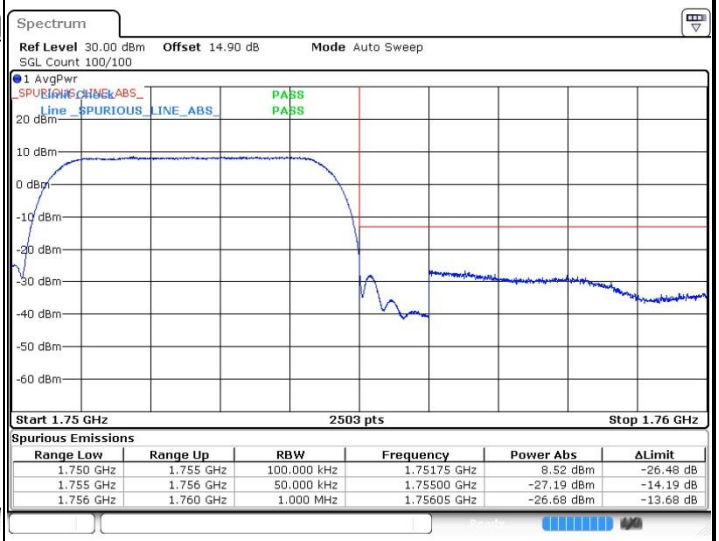

Spurious Emissions

Range Low	Range Up	RBW	Frequency	Power Abs	ΔLimit
1.750 GHz	1.755 GHz	100.000 kHz	1.75175 GHz	8.52 dBm	-26.48 dB
1.755 GHz	1.756 GHz	50.000 kHz	1.75500 GHz	-27.19 dBm	-14.19 dB
1.756 GHz	1.760 GHz	1.000 MHz	1.75605 GHz	-26.68 dBm	-13.68 dB

Date: 7.FEB.2019 22:01:57

CDMA BC0 (1xRTT)

Lowest Band Edge

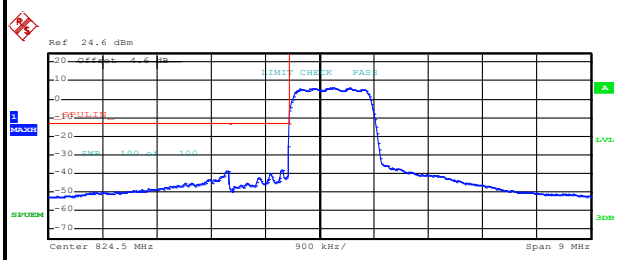

Start [Hz]	Stop [Hz]	RBW [Hz]	Freq [Hz]	PwrAbs [dBm]	ΔLimit [dB]
820.000 M	823.000 M	100.00 k	822.979000 M	-38.78	-25.78
823.000 M	824.000 M	14.00 k	823.996000 M	-26.68	-13.68
824.000 M	829.000 M	100.00 k	824.670000 M	6.12	-28.88

Highest Band Edge

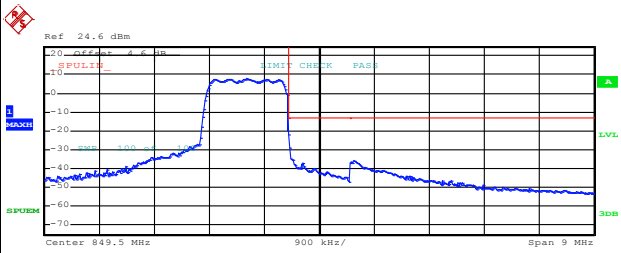

Start [Hz]	Stop [Hz]	RBW [Hz]	Freq [Hz]	PwrAbs [dBm]	ΔLimit [dB]
845.000 M	849.000 M	100.00 k	848.312000 M	7.67	-27.33
849.000 M	850.000 M	14.00 k	849.004000 M	-22.39	-9.39
850.000 M	854.000 M	100.00 k	850.048000 M	-35.96	-22.96

Conducted Spurious Emission

GSM850 (GSM)

Lowest Channel

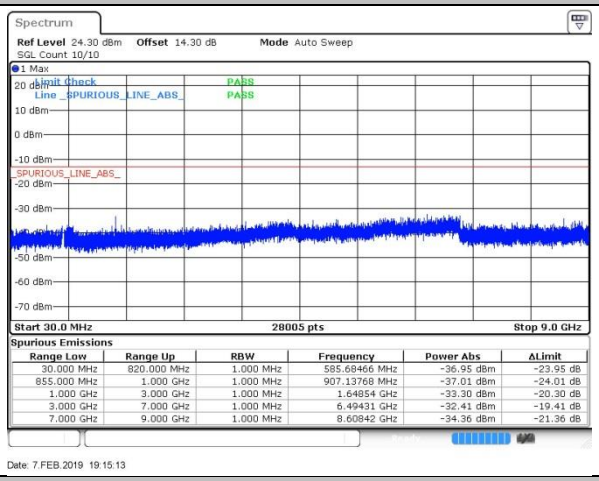

Spurious Emissions

Range Low	Range Up	RBW	Frequency	Power Abs	ΔLimit
30.000 MHz	820.000 MHz	1.000 MHz	585.68466 MHz	-36.95 dBm	-23.95 dB
855.000 MHz	1.000 GHz	1.000 MHz	907.13768 MHz	-37.01 dBm	-24.01 dB
1.000 GHz	3.000 GHz	1.000 MHz	1.64854 GHz	-33.30 dBm	-20.30 dB
3.000 GHz	7.000 GHz	1.000 MHz	6.49431 GHz	-32.41 dBm	-19.41 dB
7.000 GHz	9.000 GHz	1.000 MHz	8.60842 GHz	-34.36 dBm	-21.36 dB

Date: 7.FEB.2019 19:15:13

Middle Channel

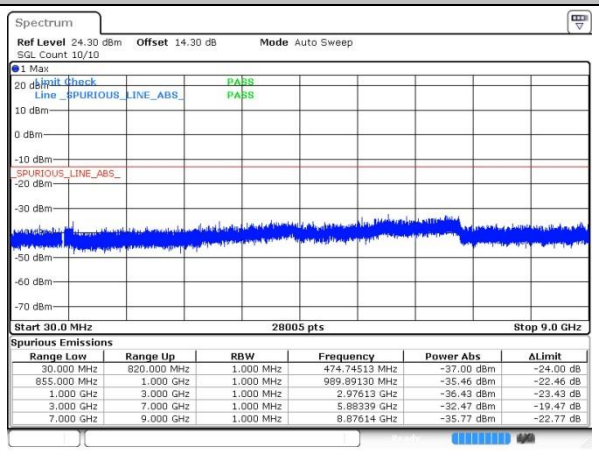

Spurious Emissions

Range Low	Range Up	RBW	Frequency	Power Abs	ΔLimit
30.000 MHz	820.000 MHz	1.000 MHz	474.74513 MHz	-37.00 dBm	-24.00 dB
855.000 MHz	1.000 GHz	1.000 MHz	989.89130 MHz	-35.46 dBm	-22.46 dB
1.000 GHz	3.000 GHz	1.000 MHz	2.97613 GHz	-36.43 dBm	-23.43 dB
3.000 GHz	7.000 GHz	1.000 MHz	5.88339 GHz	-32.47 dBm	-19.47 dB
7.000 GHz	9.000 GHz	1.000 MHz	8.87614 GHz	-35.77 dBm	-22.77 dB

Date: 7.FEB.2019 19:16:29

Highest Channel

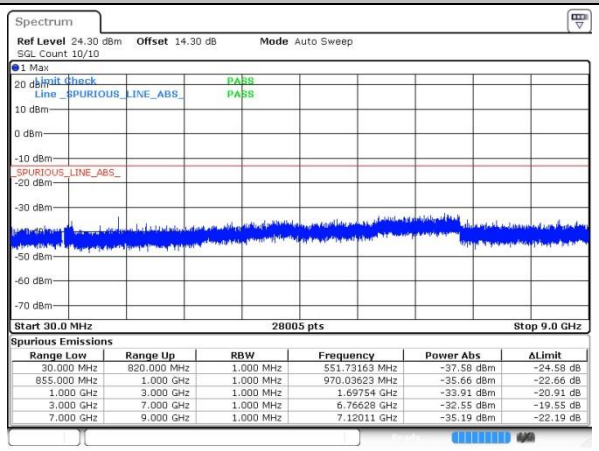

Spurious Emissions

Range Low	Range Up	RBW	Frequency	Power Abs	ΔLimit
30.000 MHz	820.000 MHz	1.000 MHz	551.73163 MHz	-37.58 dBm	-24.58 dB
855.000 MHz	1.000 GHz	1.000 MHz	970.03623 MHz	-35.66 dBm	-22.66 dB
1.000 GHz	3.000 GHz	1.000 MHz	1.69754 GHz	-33.91 dBm	-20.91 dB
3.000 GHz	7.000 GHz	1.000 MHz	6.76628 GHz	-32.55 dBm	-19.55 dB
7.000 GHz	9.000 GHz	1.000 MHz	7.12011 GHz	-35.19 dBm	-22.19 dB

Date: 7.FEB.2019 19:17:48

GSM850 (EDGE class 8)

Lowest Channel

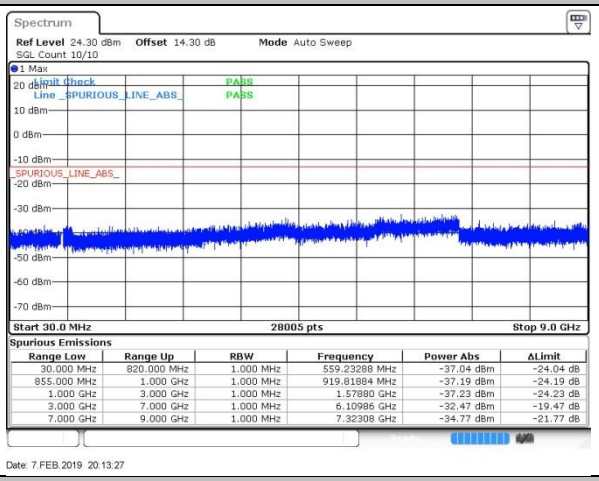

Spurious Emissions

Range Low	Range Up	RBW	Frequency	Power Abs	ΔLimit
30.000 MHz	820.000 MHz	1.000 MHz	559.23288 MHz	-37.04 dBm	-24.04 dB
855.000 MHz	1.000 GHz	1.000 MHz	919.81884 MHz	-37.19 dBm	-24.19 dB
1.000 GHz	3.000 GHz	1.000 MHz	1.57880 GHz	-37.23 dBm	-24.23 dB
3.000 GHz	7.000 GHz	1.000 MHz	6.10986 GHz	-32.47 dBm	-19.47 dB
7.000 GHz	9.000 GHz	1.000 MHz	7.32308 GHz	-34.77 dBm	-21.77 dB

Date: 7.FEB.2019 20:13:27

Middle Channel

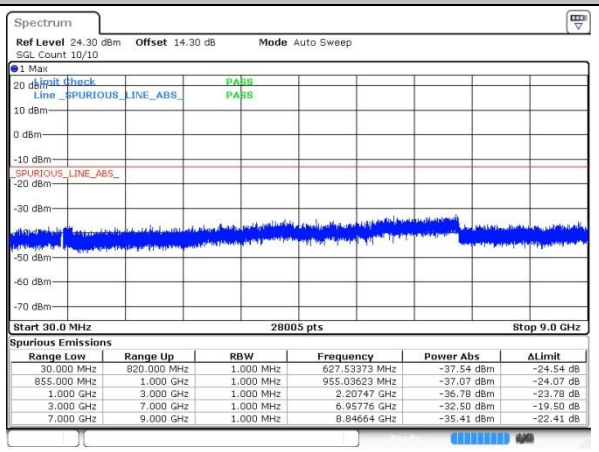

Spurious Emissions

Range Low	Range Up	RBW	Frequency	Power Abs	ΔLimit
30.000 MHz	820.000 MHz	1.000 MHz	627.53373 MHz	-37.54 dBm	-24.54 dB
855.000 MHz	1.000 GHz	1.000 MHz	955.03623 MHz	-37.07 dBm	-24.07 dB
1.000 GHz	3.000 GHz	1.000 MHz	2.20747 GHz	-36.78 dBm	-23.78 dB
3.000 GHz	7.000 GHz	1.000 MHz	6.95776 GHz	-32.50 dBm	-19.50 dB
7.000 GHz	9.000 GHz	1.000 MHz	8.84664 GHz	-35.41 dBm	-22.41 dB

Date: 7.FEB.2019 20:14:47

Highest Channel

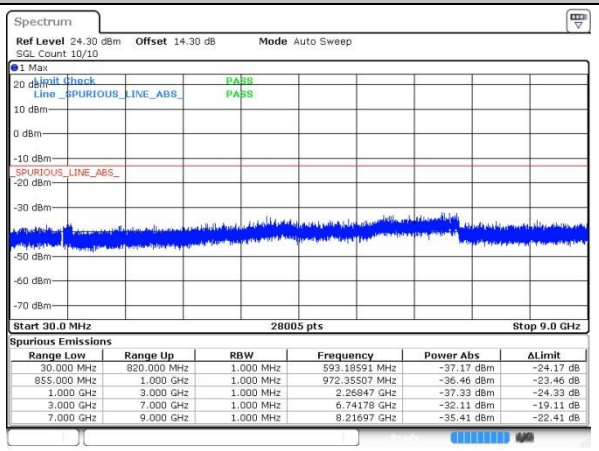

Spurious Emissions

Range Low	Range Up	RBW	Frequency	Power Abs	ΔLimit
30.000 MHz	820.000 MHz	1.000 MHz	593.18591 MHz	-37.17 dBm	-24.17 dB
855.000 MHz	1.000 GHz	1.000 MHz	972.35507 MHz	-36.46 dBm	-23.46 dB
1.000 GHz	3.000 GHz	1.000 MHz	2.26847 GHz	-37.33 dBm	-24.33 dB
3.000 GHz	7.000 GHz	1.000 MHz	6.74178 GHz	-32.11 dBm	-19.11 dB
7.000 GHz	9.000 GHz	1.000 MHz	8.21697 GHz	-35.41 dBm	-22.41 dB

Date: 7.FEB.2019 20:16:07

GSM1900 (GSM)

Lowest Channel

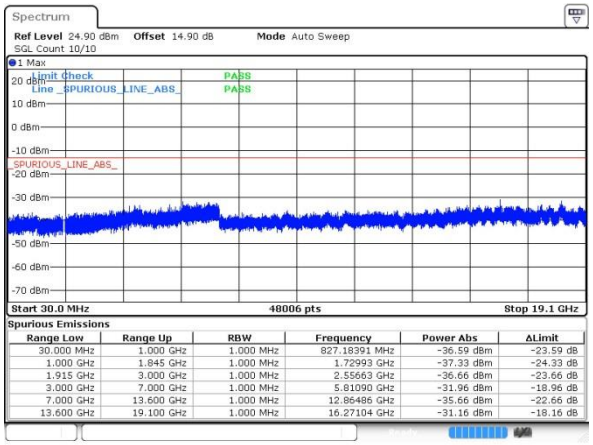

Spurious Emissions

Range Low	Range Up	RBW	Frequency	Power Abs	ΔLimit
30.000 MHz	1.000 GHz	1.000 MHz	827.18391 MHz	-36.59 dBm	-23.59 dB
1.000 GHz	1.845 GHz	1.000 MHz	1.72993 GHz	-37.33 dBm	-24.33 dB
1.915 GHz	3.000 GHz	1.000 MHz	2.55663 GHz	-36.66 dBm	-23.66 dB
3.000 GHz	7.000 GHz	1.000 MHz	5.81090 GHz	-31.96 dBm	-18.96 dB
7.000 GHz	13.600 GHz	1.000 MHz	12.86486 GHz	-35.66 dBm	-22.66 dB
13.600 GHz	19.100 GHz	1.000 MHz	16.27104 GHz	-31.16 dBm	-18.16 dB

Date: 7.FEB.2019 20:33:49

Middle Channel

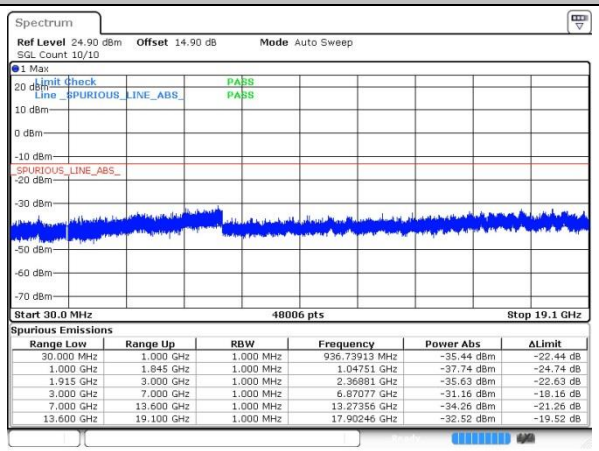

Spurious Emissions

Range Low	Range Up	RBW	Frequency	Power Abs	ΔLimit
30.000 MHz	1.000 GHz	1.000 MHz	936.73913 MHz	-35.44 dBm	-22.44 dB
1.000 GHz	1.845 GHz	1.000 MHz	1.04751 GHz	-37.74 dBm	-24.74 dB
1.915 GHz	3.000 GHz	1.000 MHz	2.36881 GHz	-35.63 dBm	-22.63 dB
3.000 GHz	7.000 GHz	1.000 MHz	6.87077 GHz	-31.16 dBm	-18.16 dB
7.000 GHz	13.600 GHz	1.000 MHz	13.27356 GHz	-34.26 dBm	-21.26 dB
13.600 GHz	19.100 GHz	1.000 MHz	17.90246 GHz	-32.52 dBm	-19.52 dB

Date: 7.FEB.2019 20:35:21

Highest Channel

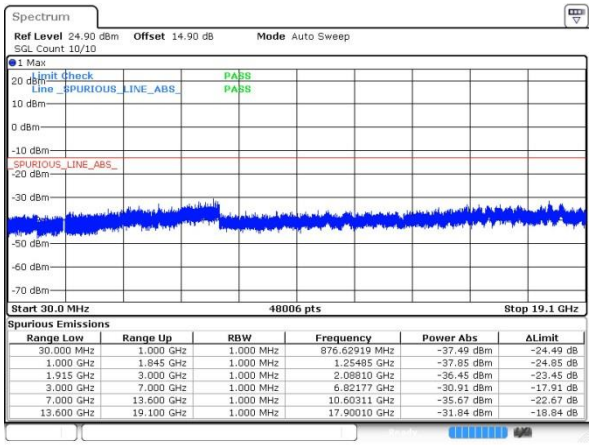

Spurious Emissions

Range Low	Range Up	RBW	Frequency	Power Abs	ΔLimit
30.000 MHz	1.000 GHz	1.000 MHz	876.62919 MHz	-37.49 dBm	-24.49 dB
1.000 GHz	1.845 GHz	1.000 MHz	1.25485 GHz	-37.85 dBm	-24.85 dB
1.915 GHz	3.000 GHz	1.000 MHz	2.08810 GHz	-36.45 dBm	-23.45 dB
3.000 GHz	7.000 GHz	1.000 MHz	6.82177 GHz	-30.91 dBm	-17.91 dB
7.000 GHz	13.600 GHz	1.000 MHz	10.60311 GHz	-35.67 dBm	-22.67 dB
13.600 GHz	19.100 GHz	1.000 MHz	17.90010 GHz	-31.84 dBm	-18.84 dB

Date: 7.FEB.2019 20:36:40

GSM1900 (EDGE class 8)

Lowest Channel

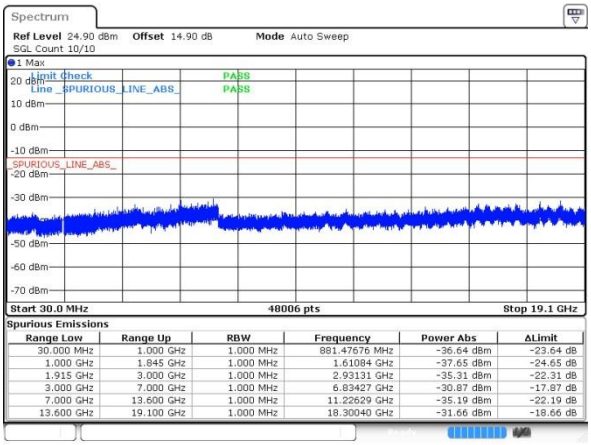

Spurious Emissions

Range Low	Range Up	RBW	Frequency	Power Abs	ΔLimit
30.000 MHz	1.000 GHz	1.000 MHz	881.47676 MHz	-36.64 dBm	-23.64 dB
1.000 GHz	1.845 GHz	1.000 MHz	1.61084 GHz	-37.65 dBm	-24.65 dB
1.915 GHz	3.000 GHz	1.000 MHz	2.93131 GHz	-35.31 dBm	-22.31 dB
3.000 GHz	7.000 GHz	1.000 MHz	6.83427 GHz	-30.87 dBm	-17.87 dB
7.000 GHz	13.600 GHz	1.000 MHz	11.22629 GHz	-35.19 dBm	-22.19 dB
13.600 GHz	19.100 GHz	1.000 MHz	18.30040 GHz	-31.66 dBm	-18.66 dB

Date: 7.FEB.2019 20:48:50

Middle Channel

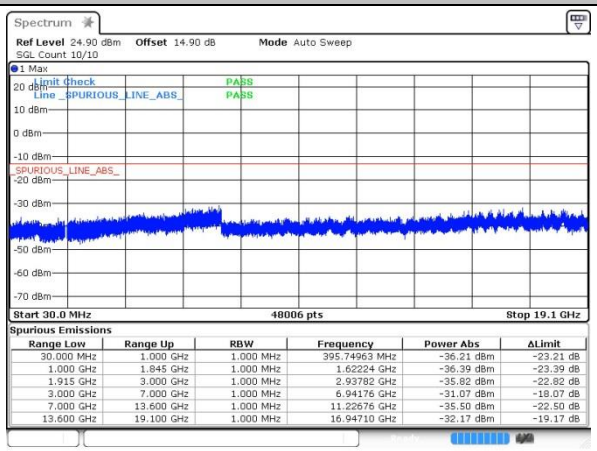

Spurious Emissions

Range Low	Range Up	RBW	Frequency	Power Abs	ΔLimit
30.000 MHz	1.000 GHz	1.000 MHz	395.74963 MHz	-36.21 dBm	-23.21 dB
1.000 GHz	1.845 GHz	1.000 MHz	1.62224 GHz	-36.39 dBm	-23.39 dB
1.915 GHz	3.000 GHz	1.000 MHz	2.93782 GHz	-35.82 dBm	-22.82 dB
3.000 GHz	7.000 GHz	1.000 MHz	6.94176 GHz	-31.07 dBm	-18.07 dB
7.000 GHz	13.600 GHz	1.000 MHz	11.22676 GHz	-35.50 dBm	-22.50 dB
13.600 GHz	19.100 GHz	1.000 MHz	16.94710 GHz	-32.17 dBm	-19.17 dB

Date: 7.FEB.2019 20:50:09

Highest Channel

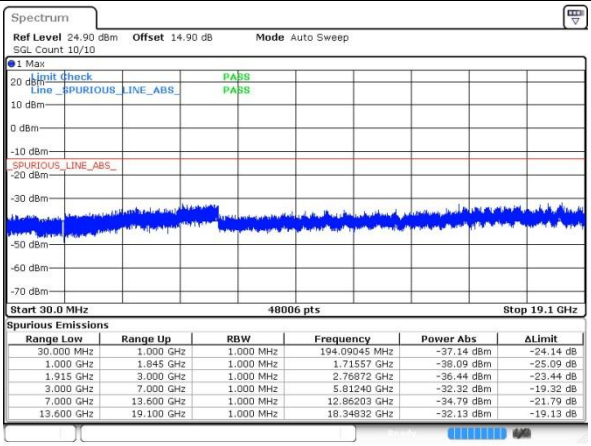

Spurious Emissions

Range Low	Range Up	RBW	Frequency	Power Abs	ΔLimit
30.000 MHz	1.000 GHz	1.000 MHz	194.09045 MHz	-37.14 dBm	-24.14 dB
1.000 GHz	1.845 GHz	1.000 MHz	1.71557 GHz	-38.09 dBm	-25.09 dB
1.915 GHz	3.000 GHz	1.000 MHz	2.76872 GHz	-36.44 dBm	-23.44 dB
3.000 GHz	7.000 GHz	1.000 MHz	5.81240 GHz	-32.32 dBm	-19.32 dB
7.000 GHz	13.600 GHz	1.000 MHz	12.86203 GHz	-34.79 dBm	-21.79 dB
13.600 GHz	19.100 GHz	1.000 MHz	18.34832 GHz	-32.13 dBm	-19.13 dB

Date: 7.FEB.2019 20:51:26

WCDMA Band V (RMC 12.2Kbps)

Lowest Channel

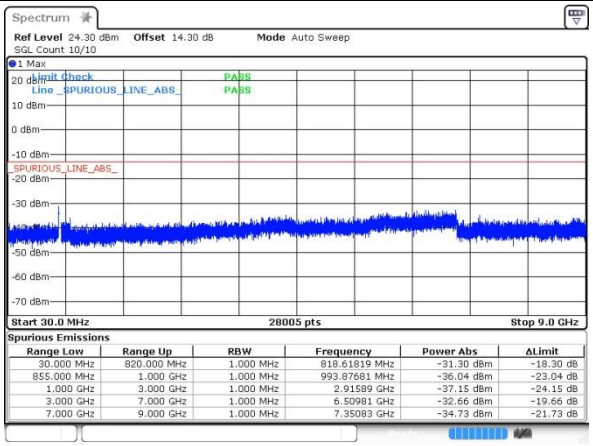

Spurious Emissions

Range Low	Range Up	RBW	Frequency	Power Abs	ΔLimit
30.000 MHz	820.000 MHz	1.000 MHz	818.61819 MHz	-31.30 dBm	-18.30 dB
855.000 MHz	1.000 GHz	1.000 MHz	993.87681 MHz	-36.04 dBm	-23.04 dB
1.000 GHz	3.000 GHz	1.000 MHz	2.91589 GHz	-37.15 dBm	-24.15 dB
3.000 GHz	7.000 GHz	1.000 MHz	6.50981 GHz	-32.66 dBm	-19.66 dB
7.000 GHz	9.000 GHz	1.000 MHz	7.35083 GHz	-34.73 dBm	-21.73 dB

Date: 7.FEB.2019 21:09:56

Middle Channel

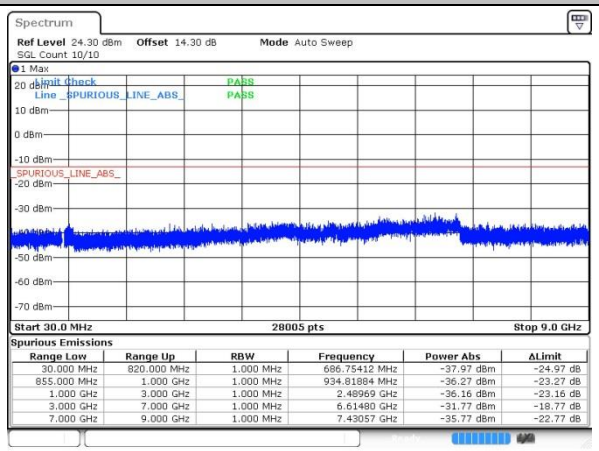

Spurious Emissions

Range Low	Range Up	RBW	Frequency	Power Abs	ΔLimit
30.000 MHz	820.000 MHz	1.000 MHz	686.75412 MHz	-37.97 dBm	-24.97 dB
855.000 MHz	1.000 GHz	1.000 MHz	934.81884 MHz	-36.27 dBm	-23.27 dB
1.000 GHz	3.000 GHz	1.000 MHz	2.48969 GHz	-36.16 dBm	-23.16 dB
3.000 GHz	7.000 GHz	1.000 MHz	6.61480 GHz	-31.77 dBm	-18.77 dB
7.000 GHz	9.000 GHz	1.000 MHz	7.43057 GHz	-35.77 dBm	-22.77 dB

Date: 7.FEB.2019 21:11:43

Highest Channel

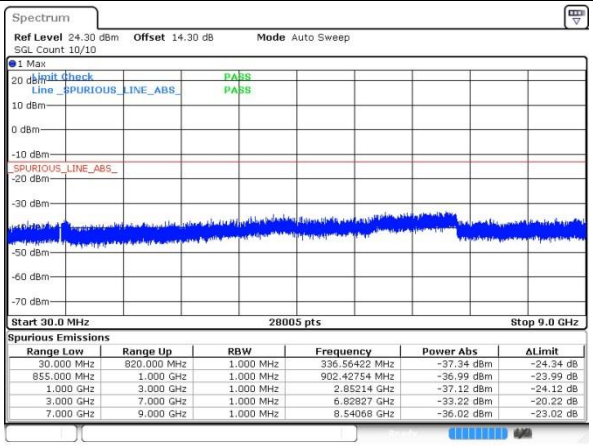

Spurious Emissions

Range Low	Range Up	RBW	Frequency	Power Abs	ΔLimit
30.000 MHz	820.000 MHz	1.000 MHz	336.56422 MHz	-37.34 dBm	-24.34 dB
855.000 MHz	1.000 GHz	1.000 MHz	902.42754 MHz	-36.99 dBm	-23.99 dB
1.000 GHz	3.000 GHz	1.000 MHz	2.85214 GHz	-37.12 dBm	-24.12 dB
3.000 GHz	7.000 GHz	1.000 MHz	6.82827 GHz	-33.22 dBm	-20.22 dB
7.000 GHz	9.000 GHz	1.000 MHz	8.54068 GHz	-36.02 dBm	-23.02 dB

Date: 7.FEB.2019 21:13:02

WCDMA Band II (RMC 12.2Kbps)

Lowest Channel

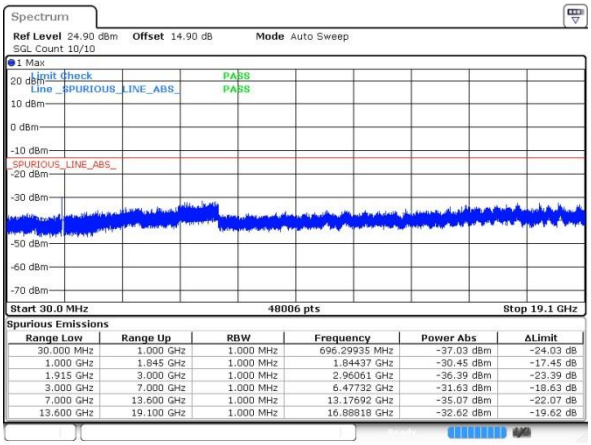

Spurious Emissions

Range Low	Range Up	RBW	Frequency	Power Abs	ΔLimit
30.000 MHz	1.000 GHz	1.000 MHz	696.29935 MHz	-37.03 dBm	-24.03 dB
1.000 GHz	1.845 GHz	1.000 MHz	1.84437 GHz	-30.45 dBm	-17.45 dB
1.915 GHz	3.000 GHz	1.000 MHz	2.96061 GHz	-36.39 dBm	-23.39 dB
3.000 GHz	7.000 GHz	1.000 MHz	6.47732 GHz	-31.63 dBm	-18.63 dB
7.000 GHz	13.600 GHz	1.000 MHz	13.17692 GHz	-35.07 dBm	-22.07 dB
13.600 GHz	19.100 GHz	1.000 MHz	16.88818 GHz	-32.62 dBm	-19.62 dB

Date: 7.FEB.2019 21:26:06

Middle Channel

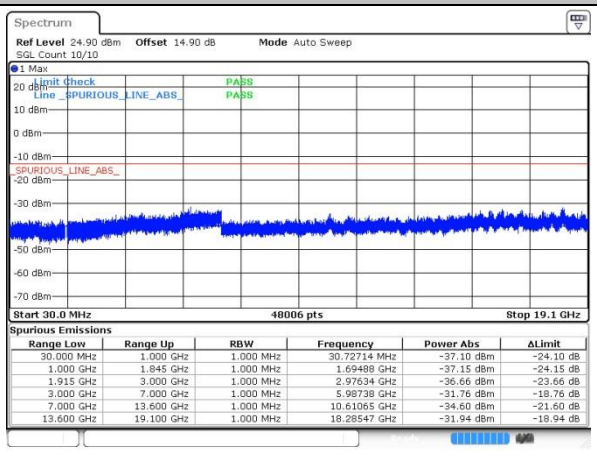

Spurious Emissions

Range Low	Range Up	RBW	Frequency	Power Abs	ΔLimit
30.000 MHz	1.000 GHz	1.000 MHz	30.72714 MHz	-37.10 dBm	-24.10 dB
1.000 GHz	1.845 GHz	1.000 MHz	1.69488 GHz	-37.15 dBm	-24.15 dB
1.915 GHz	3.000 GHz	1.000 MHz	2.97634 GHz	-36.66 dBm	-23.66 dB
3.000 GHz	7.000 GHz	1.000 MHz	5.98738 GHz	-31.76 dBm	-18.76 dB
7.000 GHz	13.600 GHz	1.000 MHz	10.61065 GHz	-34.60 dBm	-21.60 dB
13.600 GHz	19.100 GHz	1.000 MHz	18.28547 GHz	-31.94 dBm	-18.94 dB

Date: 7.FEB.2019 21:27:35

Highest Channel

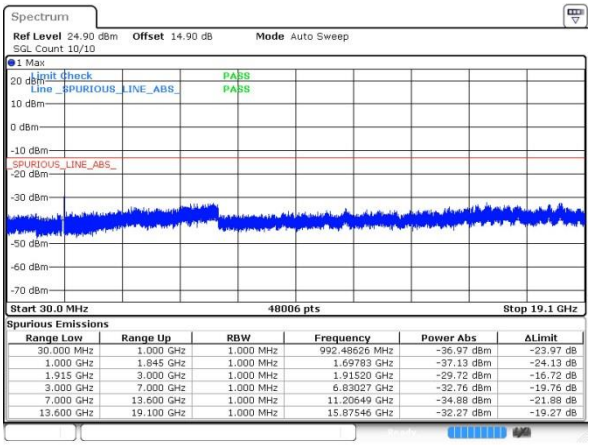

Spurious Emissions

Range Low	Range Up	RBW	Frequency	Power Abs	ΔLimit
30.000 MHz	1.000 GHz	1.000 MHz	992.48626 MHz	-36.97 dBm	-23.97 dB
1.000 GHz	1.845 GHz	1.000 MHz	1.69783 GHz	-37.13 dBm	-24.13 dB
1.915 GHz	3.000 GHz	1.000 MHz	1.91520 GHz	-29.72 dBm	-16.72 dB
3.000 GHz	7.000 GHz	1.000 MHz	6.83027 GHz	-32.76 dBm	-19.76 dB
7.000 GHz	13.600 GHz	1.000 MHz	11.20649 GHz	-34.88 dBm	-21.88 dB
13.600 GHz	19.100 GHz	1.000 MHz	15.87546 GHz	-32.27 dBm	-19.27 dB

Date: 7.FEB.2019 21:28:55

WCDMA Band IV (RMC 12.2Kbps)	CDMA BC0 (1xRTT)
Lowest Channel	**Lowest Channel**

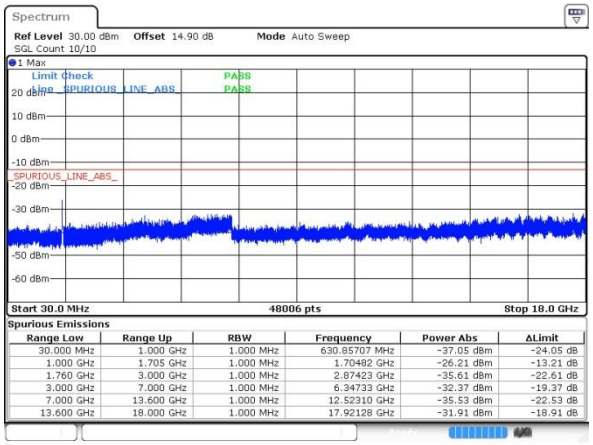

Spurious Emissions

Range Low	Range Up	RBW	Frequency	Power Abs	ΔLimit
30.000 MHz	1.000 GHz	1.000 MHz	630.85707 MHz	-37.05 dBm	-24.05 dB
1.000 GHz	1.705 GHz	1.000 MHz	1.70482 GHz	-26.21 dBm	-13.21 dB
1.760 GHz	3.000 GHz	1.000 MHz	2.87423 GHz	-35.61 dBm	-22.61 dB
3.000 GHz	7.000 GHz	1.000 MHz	6.34733 GHz	-32.37 dBm	-19.37 dB
7.000 GHz	13.600 GHz	1.000 MHz	12.52310 GHz	-35.53 dBm	-22.53 dB
13.600 GHz	18.000 GHz	1.000 MHz	17.92128 GHz	-31.91 dBm	-18.91 dB

Date: 7.FEB.2019 22:03:18

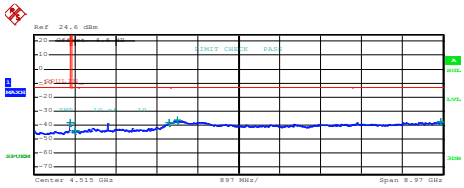

Start [Hz]	Stop [Hz]	RBW [Hz]	Freq [Hz]	PwrAbs [dBm]	ΔLimit [dB]
30.000 M	820.000 M	1.00 M	817.630000 M	-38.12	-25.12
855.000 M	1.000 G	1.00 M	926.485005 M	-44.10	-31.10
1.000 G	3.000 G	1.00 M	2.989000 G	-38.11	-25.11
3.000 G	7.000 G	1.00 M	3.170000 G	-36.70	-23.70
7.000 G	9.000 G	1.00 M	8.947000 G	-37.60	-24.60

Middle Channel	Middle Channel

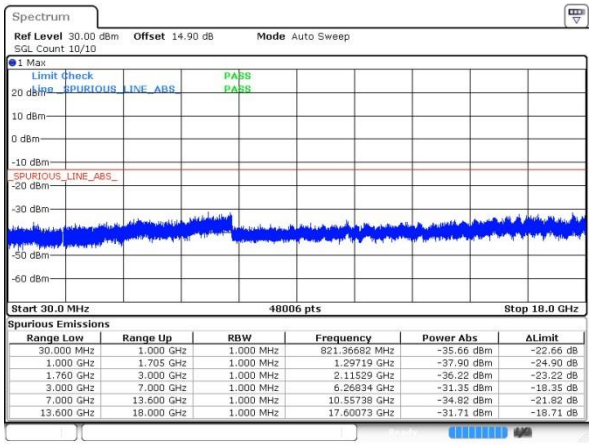

Spurious Emissions

Range Low	Range Up	RBW	Frequency	Power Abs	ΔLimit
30.000 MHz	1.000 GHz	1.000 MHz	821.36682 MHz	-35.66 dBm	-22.66 dB
1.000 GHz	1.705 GHz	1.000 MHz	1.29719 GHz	-37.90 dBm	-24.90 dB
1.760 GHz	3.000 GHz	1.000 MHz	2.11529 GHz	-36.22 dBm	-23.22 dB
3.000 GHz	7.000 GHz	1.000 MHz	6.26834 GHz	-31.35 dBm	-18.35 dB
7.000 GHz	13.600 GHz	1.000 MHz	10.55738 GHz	-34.82 dBm	-21.82 dB
13.600 GHz	18.000 GHz	1.000 MHz	17.60073 GHz	-31.71 dBm	-18.71 dB

Date: 7.FEB.2019 22:04:35

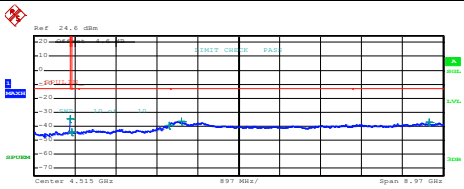

Start [Hz]	Stop [Hz]	RBW [Hz]	Freq [Hz]	PwrAbs [dBm]	ΔLimit [dB]
30.000 M	820.000 M	1.00 M	815.655000 M	-34.50	-21.50
855.000 M	1.000 G	1.00 M	856.051250 M	-43.89	-30.89
1.000 G	3.000 G	1.00 M	2.986500 G	-39.20	-26.20
3.000 G	7.000 G	1.00 M	3.252000 G	-36.59	-23.59
7.000 G	9.000 G	1.00 M	8.690500 G	-37.30	-24.30

Highest Channel	Highest Channel

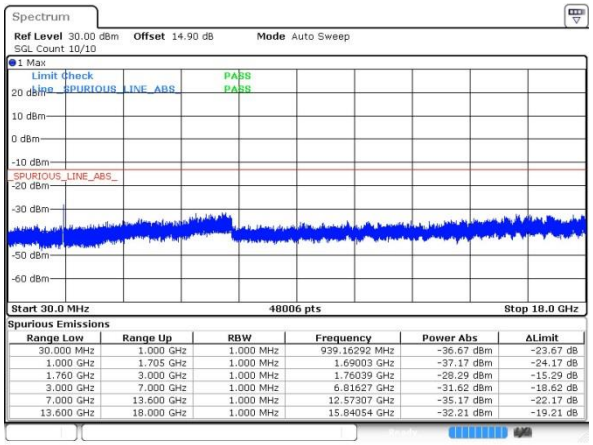

Spurious Emissions

Range Low	Range Up	RBW	Frequency	Power Abs	ΔLimit
30.000 MHz	1.000 GHz	1.000 MHz	939.16292 MHz	-36.67 dBm	-23.67 dB
1.000 GHz	1.705 GHz	1.000 MHz	1.69003 GHz	-37.17 dBm	-24.17 dB
1.760 GHz	3.000 GHz	1.000 MHz	1.76039 GHz	-28.29 dBm	-15.29 dB
3.000 GHz	7.000 GHz	1.000 MHz	6.81627 GHz	-31.62 dBm	-18.62 dB
7.000 GHz	13.600 GHz	1.000 MHz	12.57307 GHz	-35.17 dBm	-22.17 dB
13.600 GHz	18.000 GHz	1.000 MHz	15.84054 GHz	-32.21 dBm	-19.21 dB

Date: 7.FEB.2019 22:05:53

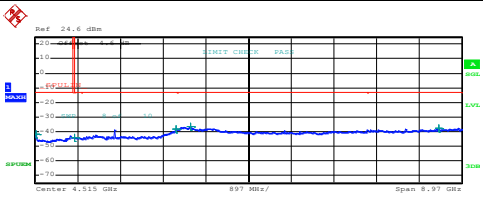

Start [Hz]	Stop [Hz]	RBW [Hz]	Freq [Hz]	PwrAbs [dBm]	ΔLimit [dB]
30.000 M	820.000 M	1.00 M	39.480000 M	-41.96	-28.96
855.000 M	1.000 G	1.00 M	855.072500 M	-44.14	-31.14
1.000 G	3.000 G	1.00 M	2.999500 G	-38.25	-25.25
3.000 G	7.000 G	1.00 M	3.299000 G	-36.77	-23.77
7.000 G	9.000 G	1.00 M	8.519500 G	-37.55	-24.55

Frequency Stability

Test Conditions	Middle Channel	GSM850 (GSM)	GSM850 (EDGE class 8)	Limit 2.5ppm
Temperature (°C)	Voltage (Volt)	Deviation (ppm)		Result
50	Normal Voltage	0.0048	0.0060	PASS
40	Normal Voltage	0.0526	0.0167	
30	Normal Voltage	0.0120	0.0538	
20(Ref.)	Normal Voltage	0.0000	0.0000	
10	Normal Voltage	0.0574	0.0335	
0	Normal Voltage	0.0191	0.0538	
-10	Normal Voltage	0.0084	0.0466	
-20	Normal Voltage	0.0143	0.0167	
-30	Normal Voltage	0.0108	0.0478	
20	Maximum Voltage	0.0466	0.0514	
20	Normal Voltage	0.0000	0.0000	
20	Battery End Point	0.0395	0.0395	

Note: Normal Voltage = 3.87V. ；Battery End Point (BEP) =3.7V.；Maximum Voltage =4.35V

Test Conditions	Middle Channel	GSM1900 (GSM)	GSM1900 (EDGE class 8)	Limit Note 2.
Temperature (°C)	Voltage (Volt)	Deviation (ppm)		Result
50	Normal Voltage	0.0053	0.0005	PASS
40	Normal Voltage	0.0016	0.0016	
30	Normal Voltage	0.0027	0.0021	
20(Ref.)	Normal Voltage	0.0000	0.0000	
10	Normal Voltage	0.0170	0.0255	
0	Normal Voltage	0.0074	0.0186	
-10	Normal Voltage	0.0160	0.0011	
-20	Normal Voltage	0.0218	0.0037	
-30	Normal Voltage	0.0005	0.0213	
20	Maximum Voltage	0.0053	0.0160	
20	Normal Voltage	0.0000	0.0000	
20	Battery End Point	0.0133	0.0011	

Note:

1. Normal Voltage = 3.87V. ；Battery End Point (BEP) =3.7V.；Maximum Voltage =4.35V
2. The frequency fundamental emissions stay within the authorized frequency block based on the frequency deviation measured is small.

Test Conditions	Middle Channel	WCDMA Band V (RMC 12.2Kbps)	Limit 2.5ppm
Temperature (°C)	Voltage (Volt)	Deviation (ppm)	Result
50	Normal Voltage	0.0060	PASS
40	Normal Voltage	0.0395	
30	Normal Voltage	0.0442	
20(Ref.)	Normal Voltage	0.0000	
10	Normal Voltage	0.0072	
0	Normal Voltage	0.0323	
-10	Normal Voltage	0.0048	
-20	Normal Voltage	0.0167	
-30	Normal Voltage	0.0311	
20	Maximum Voltage	0.0442	
20	Normal Voltage	0.0000	
20	Battery End Point	0.0012	

Note: Normal Voltage = 3.87V. ；Battery End Point (BEP) =3.7V.；Maximum Voltage =4.35V

Test Conditions	Middle Channel	WCDMA Band II (RMC 12.2Kbps)	Limit Note 2.
Temperature (°C)	Voltage (Volt)	Deviation (ppm)	Result
50	Normal Voltage	0.0186	PASS
40	Normal Voltage	0.0128	
30	Normal Voltage	0.0165	
20(Ref.)	Normal Voltage	0.0000	
10	Normal Voltage	0.0117	
0	Normal Voltage	0.0154	
-10	Normal Voltage	0.0239	
-20	Normal Voltage	0.0005	
-30	Normal Voltage	0.0117	
20	Maximum Voltage	0.0165	
20	Normal Voltage	0.0000	
20	Battery End Point	0.0032	

Note:

1. Normal Voltage = 3.87V. ；Battery End Point (BEP) =3.7V.；Maximum Voltage =4.35V
2. The frequency fundamental emissions stay within the authorized frequency block based on the frequency deviation measured is small.

Test Conditions	Middle Channel	WCDMA Band IV (RMC 12.2Kbps)	Limit Note 2.
Temperature (°C)	Voltage (Volt)	Deviation (ppm)	Result
50	Normal Voltage	0.0069	PASS
40	Normal Voltage	0.0156	
30	Normal Voltage	0.0017	
20(Ref.)	Normal Voltage	0.0000	
10	Normal Voltage	0.0012	
0	Normal Voltage	0.0058	
-10	Normal Voltage	0.0150	
-20	Normal Voltage	0.0167	
-30	Normal Voltage	0.0092	
20	Maximum Voltage	0.0092	
20	Normal Voltage	0.0000	
20	Battery End Point	0.0167	

Note:

1. Normal Voltage = 3.87V. ；Battery End Point (BEP) =3.7V.；Maximum Voltage =4.35V
2. The frequency fundamental emissions stay within the authorized frequency block based on the frequency deviation measured is small.

Test Conditions	Middle Channel	CDMA BC0 (1xRTT)	Limit 2.5ppm
Temperature (°C)	Voltage (Volt)	Deviation (ppm)	Result
50	Normal Voltage	0.0012	PASS
40	Normal Voltage	0.0155	
30	Normal Voltage	0.0072	
20(Ref.)	Normal Voltage	0.0000	
10	Normal Voltage	0.0048	
0	Normal Voltage	0.0215	
-10	Normal Voltage	0.0048	
-20	Normal Voltage	0.0179	
-30	Normal Voltage	0.0251	
20	Maximum Voltage	0.0024	
20	Normal Voltage	0.0000	
20	Battery End Point	0.0191	

Note: Normal Voltage = 3.87V. ；Battery End Point (BEP) =3.7V.；Maximum Voltage =4.35V

Appendix B. Test Results of Radiated Test

Radiated Spurious Emission

GSM850 (GSM)								
Channel	Frequency (MHz)	ERP (dBm)	Limit (dBm)	Over Limit (dB)	S.G. Power (dBm)	TX Cable loss (dB)	TX Antenna Gain (dBi)	Polarization (H/V)
Middle	1672	-62.86	-13	-49.86	-69.83	1.58	10.70	H
	2508	-42.45	-13	-29.45	-50.70	2.102	12.50	H
	3348	-64.71	-13	-51.71	-73.60	2.856	13.90	H
	1672	-64.51	-13	-51.51	-71.48	1.58	10.70	V
	2508	-51.91	-13	-38.91	-60.16	2.10	12.50	V
	3348	-64.08	-13	-51.08	-72.97	2.86	13.90	V

Remark: Spurious emissions within 30-1000MHz were found more than 20dB below limit line.

GSM850 (EDGE class 8)								
Channel	Frequency (MHz)	ERP (dBm)	Limit (dBm)	Over Limit (dB)	S.G. Power (dBm)	TX Cable loss (dB)	TX Antenna Gain (dBi)	Polarization (H/V)
Middle	1672	-67.65	-13	-54.65	-74.62	1.58	10.70	H
	2508	-53.38	-13	-40.38	-61.63	2.102	12.50	H
	3348	-64.78	-13	-51.78	-73.67	2.856	13.90	H
	1672	-69.29	-13	-56.29	-76.26	1.58	10.70	V
	2508	-56.75	-13	-43.75	-65.00	2.10	12.50	V
	3348	-64.55	-13	-51.55	-73.44	2.86	13.90	V

Remark: Spurious emissions within 30-1000MHz were found more than 20dB below limit line.

GSM1900 (GSM)								
Channel	Frequency (MHz)	EIRP (dBm)	Limit (dBm)	Over Limit (dB)	S.G. Power (dBm)	TX Cable loss (dB)	TX Antenna Gain (dBi)	Polarization (H/V)
Middle	3759	-58.83	-13	-45.83	-71.09	2.641	14.90	H
	5640	-55.96	-13	-42.96	-67.82	2.94	14.80	H
	7521	-51.83	-13	-38.83	-61.60	3.39	13.16	H
	3760	-58.29	-13	-45.29	-70.55	2.64	14.90	V
	5640	-56.02	-13	-43.02	-67.88	2.94	14.80	V
	7521	-51.24	-13	-38.24	-61.01	3.39	13.16	V

Remark: Spurious emissions within 30-1000MHz were found more than 20dB below limit line.

GSM1900 (EDGE class 8)								
Channel	Frequency (MHz)	EIRP (dBm)	Limit (dBm)	Over Limit (dB)	S.G. Power (dBm)	TX Cable loss (dB)	TX Antenna Gain (dBi)	Polarization (H/V)
Middle	3762	-59.21	-13	-46.21	-71.47	2.641	14.90	H
	5640	-56.62	-13	-43.62	-68.48	2.94	14.80	H
	7520	-52.56	-13	-39.56	-62.33	3.39	13.16	H
	3760	-58.76	-13	-45.76	-71.02	2.64	14.90	V
	5640	-56.39	-13	-43.39	-68.25	2.94	14.80	V
	7518	-51.92	-13	-38.92	-61.69	3.39	13.16	V

Remark: Spurious emissions within 30-1000MHz were found more than 20dB below limit line.

WCDMA Band V(RMC 12.2Kbps)								
Channel	Frequency (MHz)	ERP (dBm)	Limit (dBm)	Over Limit (dB)	S.G. Power (dBm)	TX Cable loss (dB)	TX Antenna Gain (dBi)	Polarization (H/V)
Middle	1672	-69.14	-13	-56.14	-76.11	1.58	10.70	H
	2508	-64.59	-13	-51.59	-72.84	2.102	12.50	H
	3348	-64.40	-13	-51.40	-73.29	2.856	13.90	H
	1672	-69.19	-13	-56.19	-76.16	1.58	10.70	V
	2508	-65.01	-13	-52.01	-73.26	2.10	12.50	V
	3348	-64.26	-13	-51.26	-73.15	2.86	13.90	V

Remark: Spurious emissions within 30-1000MHz were found more than 20dB below limit line.

WCDMA Band II(RMC 12.2Kbps)								
Channel	Frequency (MHz)	EIRP (dBm)	Limit (dBm)	Over Limit (dB)	S.G. Power (dBm)	TX Cable loss (dB)	TX Antenna Gain (dBi)	Polarization (H/V)
Middle	3762	-58.82	-13	-45.82	-71.08	2.641	14.90	H
	5640	-56.46	-13	-43.46	-68.32	2.94	14.80	H
	7520	-52.32	-13	-39.32	-62.09	3.39	13.16	H
	3760	-58.80	-13	-45.80	-71.06	2.64	14.90	V
	5640	-56.21	-13	-43.21	-68.07	2.94	14.80	V
	7518	-52.26	-13	-39.26	-62.03	3.39	13.16	V

Remark: Spurious emissions within 30-1000MHz were found more than 20dB below limit line.

WCDMA Band IV(RMC 12.2Kbps)								
Channel	Frequency (MHz)	EIRP (dBm)	Limit (dBm)	Over Limit (dB)	S.G. Power (dBm)	TX Cable loss (dB)	TX Antenna Gain (dBi)	Polarization (H/V)
Middle	3465	-58.93	-13	-45.93	-65.25	1.81	8.13	H
	5199	-55.65	-13	-42.65	-63.63	2.222	10.20	H
	6936	-53.52	-13	-40.52	-62.34	2.54	11.36	H
	3465	-58.92	-13	-45.92	-65.24	1.81	8.13	V
	5199	-56.38	-13	-43.38	-64.36	2.222	10.20	V
	6936	-54.14	-13	-41.14	-62.96	2.54	11.36	V

Remark: Spurious emissions within 30-1000MHz were found more than 20dB below limit line.

CDMA BC0(1xRTT)								
Channel	Frequency (MHz)	ERP (dBm)	Limit (dBm)	Over Limit (dB)	S.G. Power (dBm)	TX Cable loss (dB)	TX Antenna Gain (dBi)	Polarization (H/V)
Middle	1672	-68.66	-13	-55.66	-69.87	2.32	5.68	H
	2510	-66.25	-13	-53.25	-66.88	3.02	5.80	H
	3348	-66.15	-13	-53.15	-68.61	3.27	7.88	H
	1672	-68.30	-13	-55.30	-69.51	2.32	5.68	V
	2510	-67.26	-13	-54.26	-67.89	3.02	5.80	V
	3348	-66.18	-13	-53.18	-68.64	3.27	7.88	V

Remark: Spurious emissions within 30-1000MHz were found more than 20dB below limit line.