WCDMA Band IV (RMC 12.2Kbps)	CDMA BC0 (1xRTT)
Lowest Channel	**Lowest Channel**
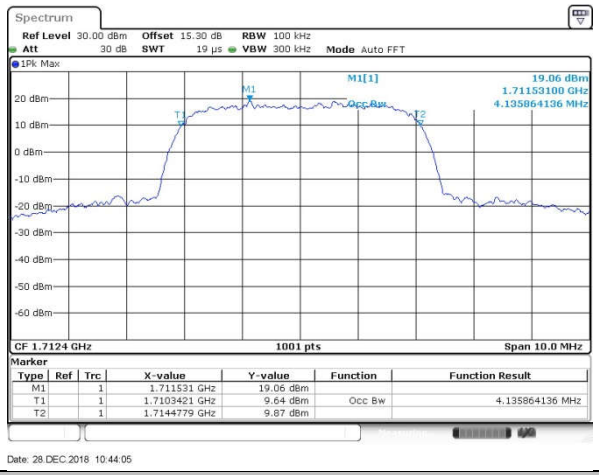	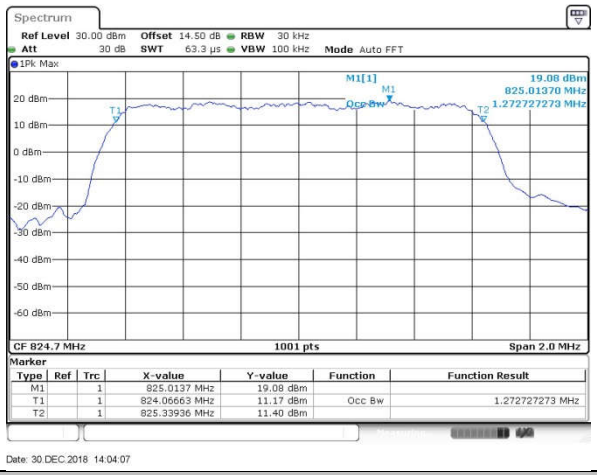
Middle Channel	**Middle Channel**
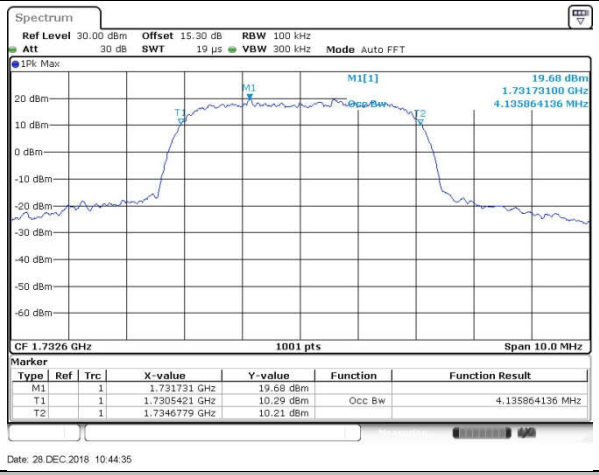	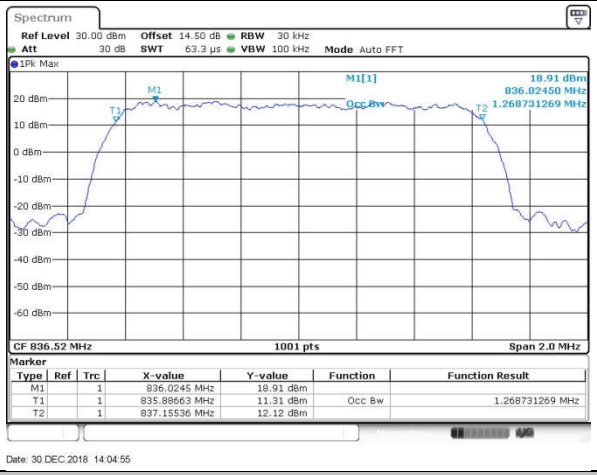
Highest Channel	**Highest Channel**
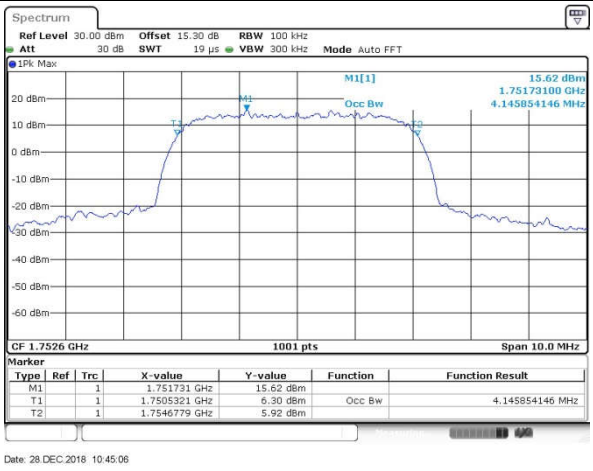	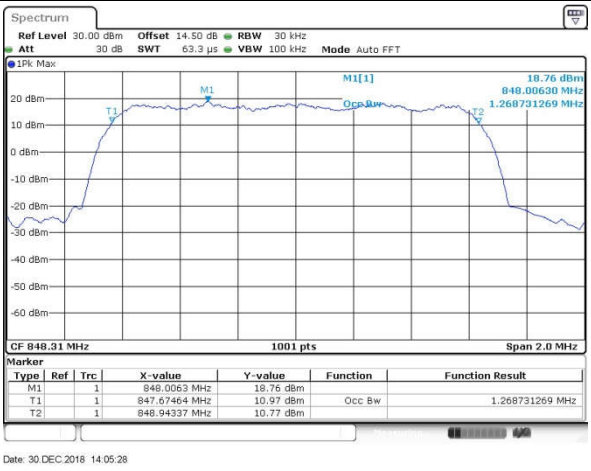

Conducted Band Edge

GSM850 (GSM)

Lowest Band Edge

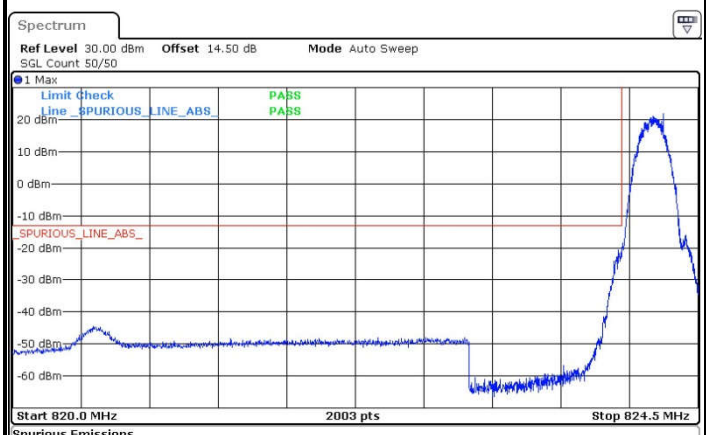

Spurious Emissions

Range Low	Range Up	RBW	Frequency	Power Abs	ΔLimit
820.000 MHz	823.000 MHz	100.000 kHz	820.52897 MHz	-44.41 dBm	-31.41 dB
823.000 MHz	824.000 MHz	3.000 kHz	823.97705 MHz	-20.67 dBm	-7.67 dB
824.000 MHz	824.500 MHz	10.000 kHz	824.26996 MHz	21.84 dBm	-13.16 dB

Date: 28.DEC.2018 09:01:23

Highest Band Edge

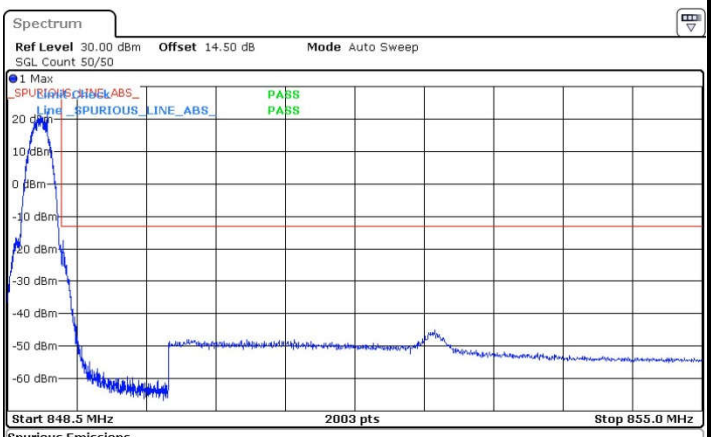

Spurious Emissions

Range Low	Range Up	RBW	Frequency	Power Abs	ΔLimit
848.500 MHz	849.000 MHz	10.000 kHz	848.86876 MHz	22.23 dBm	-12.77 dB
849.000 MHz	850.000 MHz	3.000 kHz	849.02096 MHz	-17.43 dBm	-4.43 dB
850.000 MHz	855.000 MHz	100.000 kHz	852.49500 MHz	-45.19 dBm	-32.19 dB

Date: 28.DEC.2018 09:02:53

GSM850 (EDGE class 8)

Lowest Band Edge

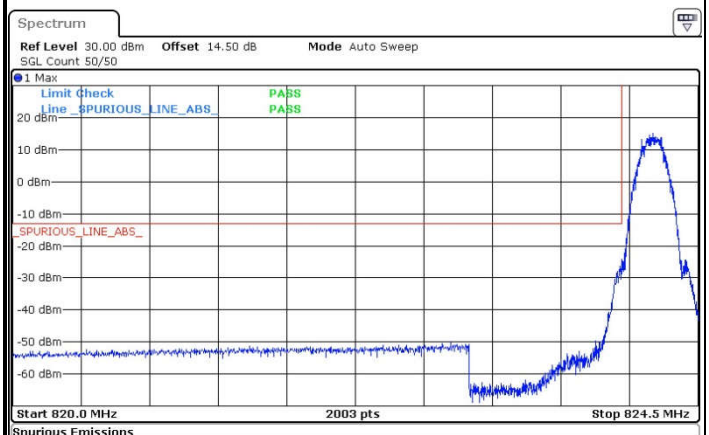

Spurious Emissions

Range Low	Range Up	RBW	Frequency	Power Abs	ΔLimit
820.000 MHz	823.000 MHz	100.000 kHz	822.87562 MHz	-50.06 dBm	-37.06 dB
823.000 MHz	824.000 MHz	3.000 kHz	823.98902 MHz	-26.43 dBm	-13.43 dB
824.000 MHz	824.500 MHz	10.000 kHz	824.20309 MHz	15.21 dBm	-19.79 dB

Date: 28.DEC.2018 09:19:00

Highest Band Edge

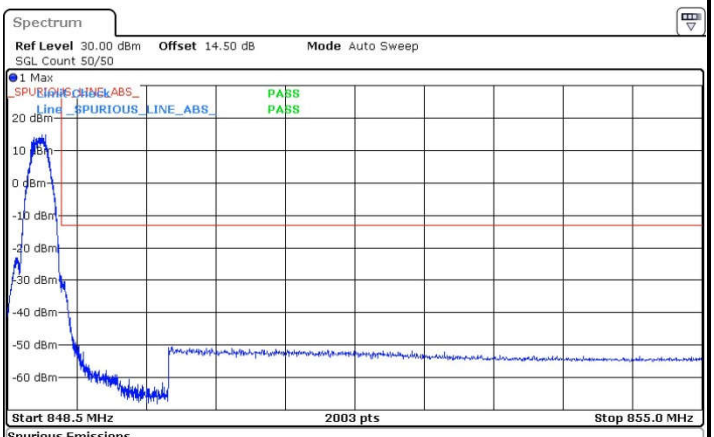

Spurious Emissions

Range Low	Range Up	RBW	Frequency	Power Abs	ΔLimit
848.500 MHz	849.000 MHz	10.000 kHz	848.85878 MHz	14.84 dBm	-20.16 dB
849.000 MHz	850.000 MHz	3.000 kHz	849.02894 MHz	-30.44 dBm	-17.44 dB
850.000 MHz	855.000 MHz	100.000 kHz	850.03746 MHz	-50.53 dBm	-37.53 dB

Date: 28.DEC.2018 09:20:27

GSM1900 (GSM)

Lowest Band Edge

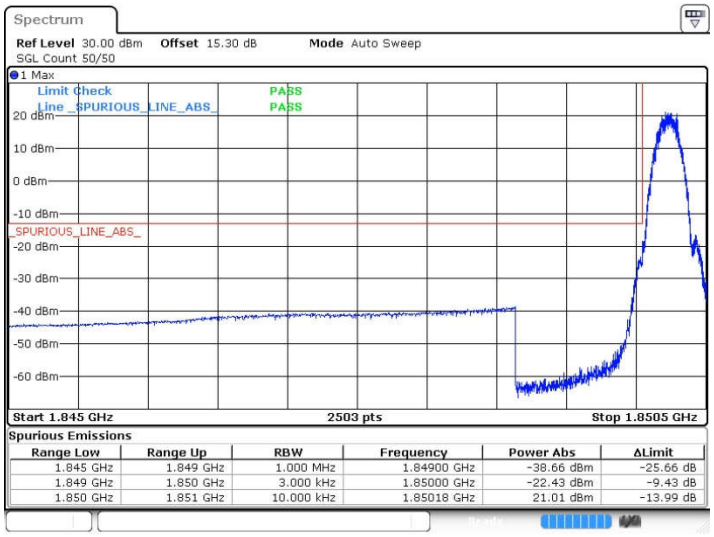

Spurious Emissions

Range Low	Range Up	RBW	Frequency	Power Abs	ΔLimit
1.845 GHz	1.849 GHz	1.000 MHz	1.84900 GHz	-38.66 dBm	-25.66 dB
1.849 GHz	1.850 GHz	3.000 kHz	1.85000 GHz	-22.43 dBm	-9.43 dB
1.850 GHz	1.851 GHz	10.000 kHz	1.85018 GHz	21.01 dBm	-13.99 dB

Date: 28.DEC.2018 09:39:11

Highest Band Edge

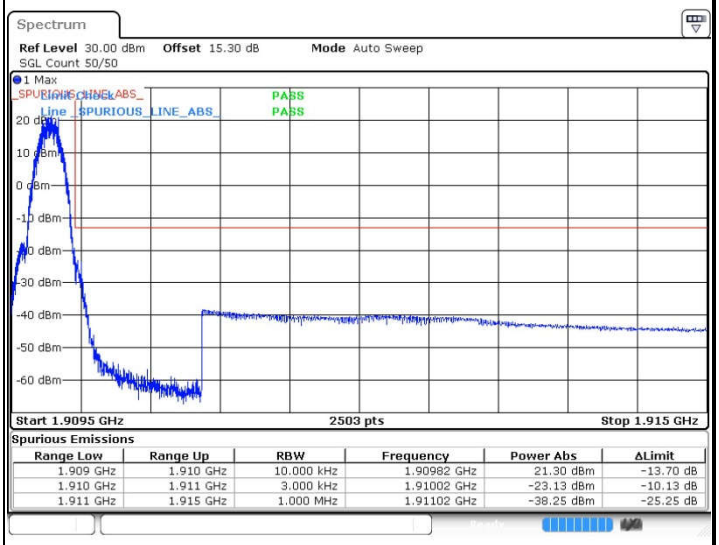

Spurious Emissions

Range Low	Range Up	RBW	Frequency	Power Abs	ΔLimit
1.909 GHz	1.910 GHz	10.000 kHz	1.90982 GHz	21.30 dBm	-13.70 dB
1.910 GHz	1.911 GHz	3.000 kHz	1.91002 GHz	-23.13 dBm	-10.13 dB
1.911 GHz	1.915 GHz	1.000 MHz	1.91102 GHz	-38.25 dBm	-25.25 dB

Date: 28.DEC.2018 09:40:39

GSM1900 (EDGE class 8)

Lowest Band Edge

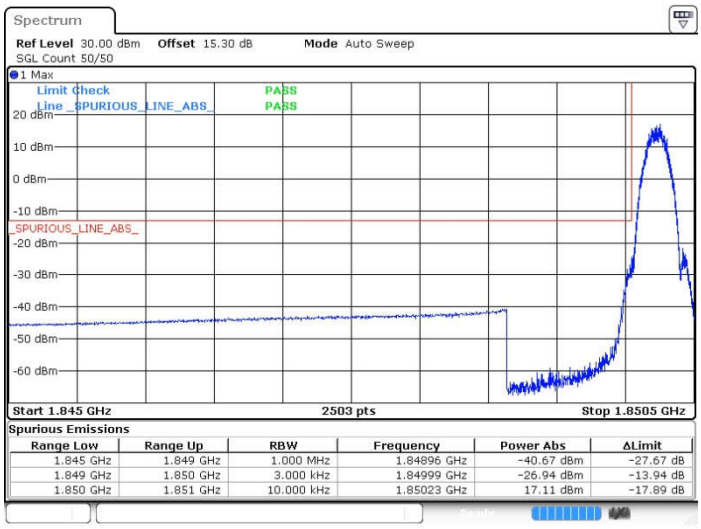

Spurious Emissions

Range Low	Range Up	RBW	Frequency	Power Abs	ΔLimit
1.845 GHz	1.849 GHz	1.000 MHz	1.84896 GHz	-40.67 dBm	-27.67 dB
1.849 GHz	1.850 GHz	3.000 kHz	1.84999 GHz	-26.94 dBm	-13.94 dB
1.850 GHz	1.851 GHz	10.000 kHz	1.85023 GHz	17.11 dBm	-17.89 dB

Date: 30.DEC.2018 12:00:06

Highest Band Edge

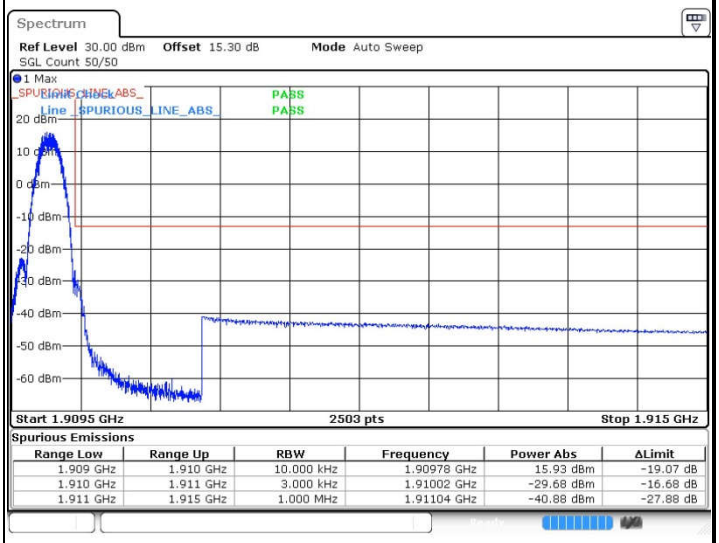

Spurious Emissions

Range Low	Range Up	RBW	Frequency	Power Abs	ΔLimit
1.909 GHz	1.910 GHz	10.000 kHz	1.90978 GHz	15.93 dBm	-19.07 dB
1.910 GHz	1.911 GHz	3.000 kHz	1.91002 GHz	-29.68 dBm	-16.68 dB
1.911 GHz	1.915 GHz	1.000 MHz	1.91104 GHz	-40.88 dBm	-27.88 dB

Date: 30.DEC.2018 12:01:36

WCDMA Band V (RMC 12.2Kbps)

Lowest Band Edge

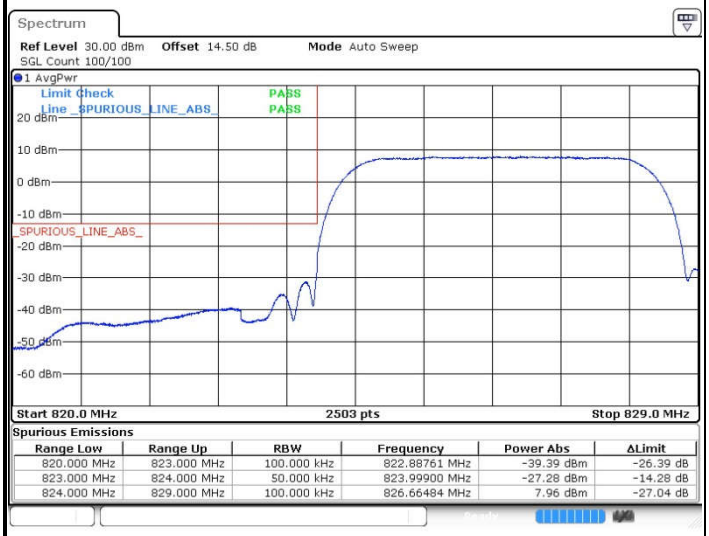

Spurious Emissions

Range Low	Range Up	RBW	Frequency	Power Abs	ΔLimit
820.000 MHz	823.000 MHz	100.000 kHz	822.88761 MHz	-39.39 dBm	-26.39 dB
823.000 MHz	824.000 MHz	50.000 kHz	823.99900 MHz	-27.28 dBm	-14.28 dB
824.000 MHz	829.000 MHz	100.000 kHz	826.66484 MHz	7.96 dBm	-27.04 dB

Date: 28.DEC.2018 10:13:06

Highest Band Edge

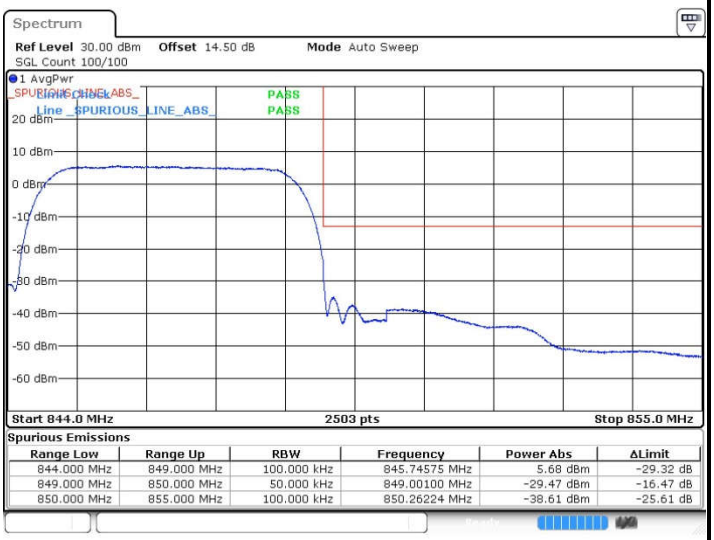

Spurious Emissions

Range Low	Range Up	RBW	Frequency	Power Abs	ΔLimit
844.000 MHz	849.000 MHz	100.000 kHz	845.74575 MHz	5.68 dBm	-29.32 dB
849.000 MHz	850.000 MHz	50.000 kHz	849.00100 MHz	-29.47 dBm	-16.47 dB
850.000 MHz	855.000 MHz	100.000 kHz	850.26224 MHz	-38.61 dBm	-25.61 dB

Date: 28.DEC.2018 10:15:50

WCDMA Band II (RMC 12.2Kbps)

Lowest Band Edge

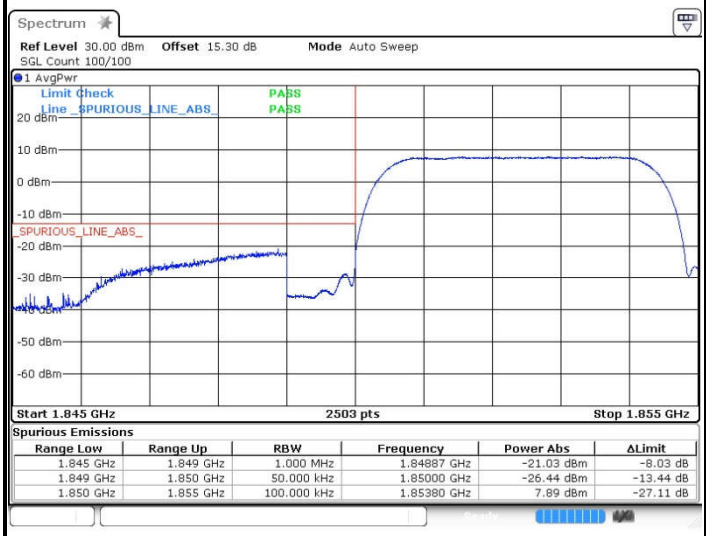

Spurious Emissions

Range Low	Range Up	RBW	Frequency	Power Abs	ΔLimit
1.845 GHz	1.849 GHz	1.000 MHz	1.84887 GHz	-21.03 dBm	-8.03 dB
1.849 GHz	1.850 GHz	50.000 kHz	1.85000 GHz	-26.44 dBm	-13.44 dB
1.850 GHz	1.855 GHz	100.000 kHz	1.85380 GHz	7.89 dBm	-27.11 dB

Date: 28.DEC.2018 10:31:25

Highest Band Edge

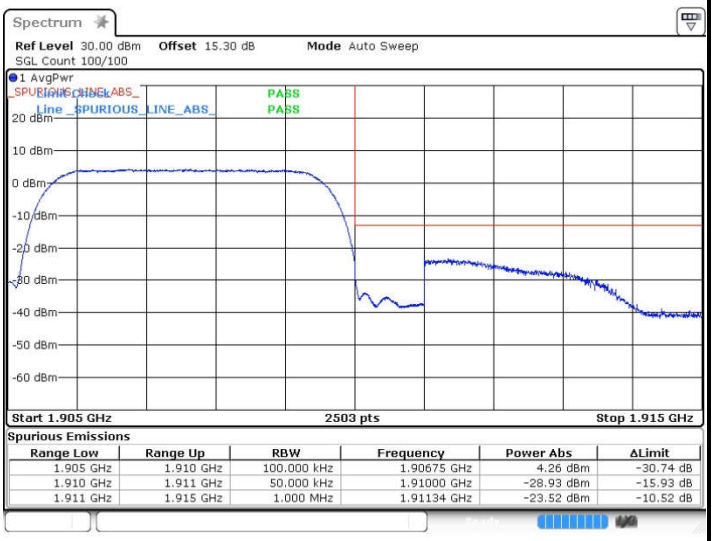

Spurious Emissions

Range Low	Range Up	RBW	Frequency	Power Abs	ΔLimit
1.905 GHz	1.910 GHz	100.000 kHz	1.90675 GHz	4.26 dBm	-30.74 dB
1.910 GHz	1.911 GHz	50.000 kHz	1.91000 GHz	-28.93 dBm	-15.93 dB
1.911 GHz	1.915 GHz	1.000 MHz	1.91134 GHz	-23.52 dBm	-10.52 dB

Date: 28.DEC.2018 10:34:09

WCDMA Band IV (RMC 12.2Kbps)

Lowest Band Edge

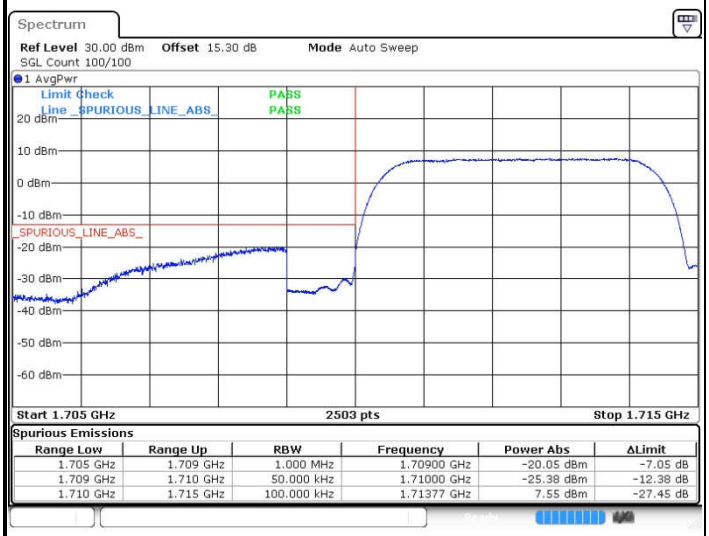

Spurious Emissions

Range Low	Range Up	RBW	Frequency	Power Abs	ΔLimit
1.705 GHz	1.709 GHz	1.000 MHz	1.70900 GHz	-20.05 dBm	-7.05 dB
1.709 GHz	1.710 GHz	50.000 kHz	1.71000 GHz	-25.38 dBm	-12.38 dB
1.710 GHz	1.715 GHz	100.000 kHz	1.71377 GHz	7.55 dBm	-27.45 dB

Date: 28.DEC.2018 10:47:52

Highest Band Edge

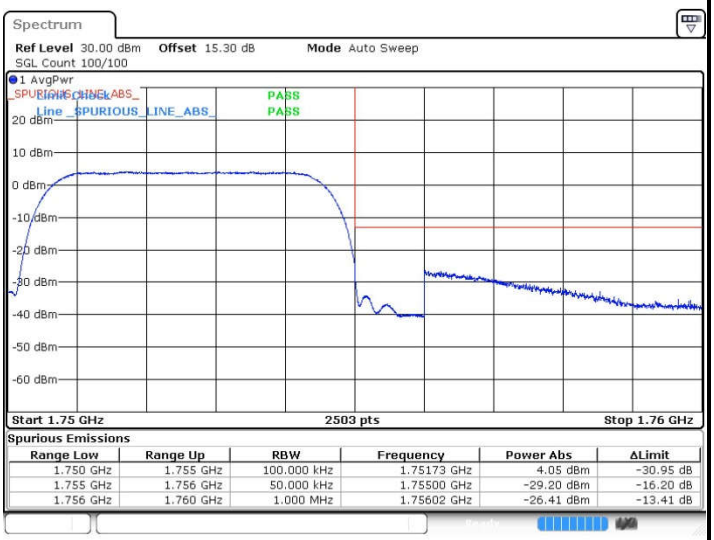

Spurious Emissions

Range Low	Range Up	RBW	Frequency	Power Abs	ΔLimit
1.750 GHz	1.755 GHz	100.000 kHz	1.75173 GHz	4.05 dBm	-30.95 dB
1.755 GHz	1.756 GHz	50.000 kHz	1.75500 GHz	-29.20 dBm	-16.20 dB
1.756 GHz	1.760 GHz	1.000 MHz	1.75602 GHz	-26.41 dBm	-13.41 dB

Date: 28.DEC.2018 10:50:35

CDMA BC0 (1xRTT)

Lowest Band Edge

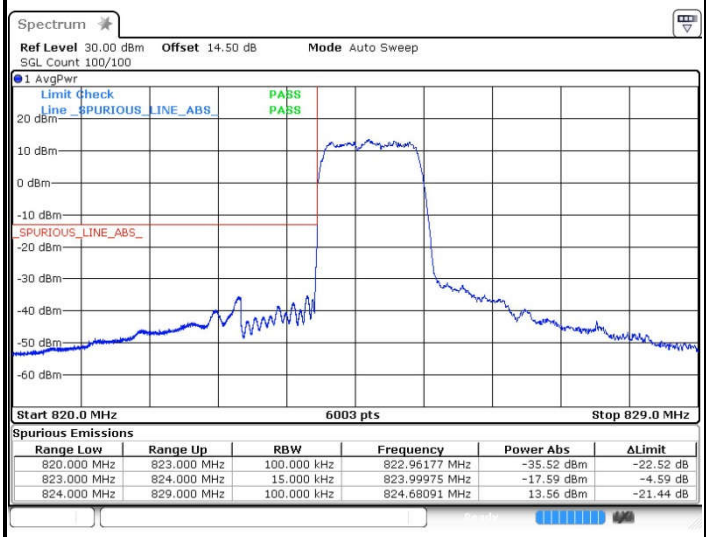

Spurious Emissions

Range Low	Range Up	RBW	Frequency	Power Abs	ΔLimit
820.000 MHz	823.000 MHz	100.000 kHz	822.96177 MHz	-35.52 dBm	-22.52 dB
823.000 MHz	824.000 MHz	15.000 kHz	823.99975 MHz	-17.59 dBm	-4.59 dB
824.000 MHz	829.000 MHz	100.000 kHz	824.68091 MHz	13.56 dBm	-21.44 dB

Date: 30.DEC.2018 13:55:10

Highest Band Edge

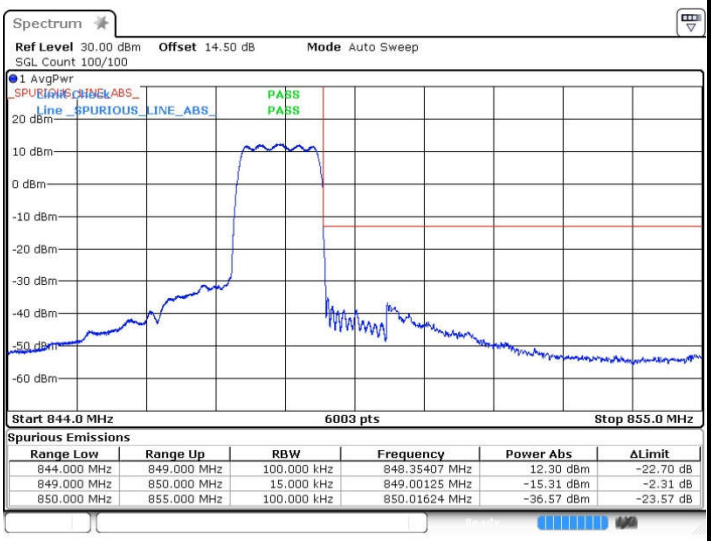

Spurious Emissions

Range Low	Range Up	RBW	Frequency	Power Abs	ΔLimit
844.000 MHz	849.000 MHz	100.000 kHz	848.35407 MHz	12.30 dBm	-22.70 dB
849.000 MHz	850.000 MHz	15.000 kHz	849.00125 MHz	-15.31 dBm	-2.31 dB
850.000 MHz	855.000 MHz	100.000 kHz	850.01624 MHz	-36.57 dBm	-23.57 dB

Date: 30.DEC.2018 13:58:52

Conducted Spurious Emission

GSM850 (GSM)

Lowest Channel

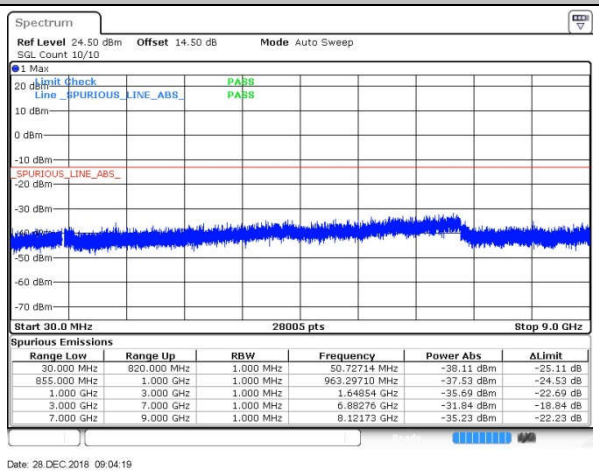

Spurious Emissions

Range Low	Range Up	RBW	Frequency	Power Abs	ΔLimit
30.000 MHz	820.000 MHz	1.000 MHz	50.72714 MHz	-38.11 dBm	-25.11 dB
855.000 MHz	1.000 GHz	1.000 MHz	963.29710 MHz	-37.53 dBm	-24.53 dB
1.000 GHz	3.000 GHz	1.000 MHz	1.54854 GHz	-35.69 dBm	-22.69 dB
3.000 GHz	7.000 GHz	1.000 MHz	6.88276 GHz	-31.84 dBm	-18.84 dB
7.000 GHz	9.000 GHz	1.000 MHz	8.12173 GHz	-35.23 dBm	-22.23 dB

Date: 28.DEC.2018 09:04:19

Middle Channel

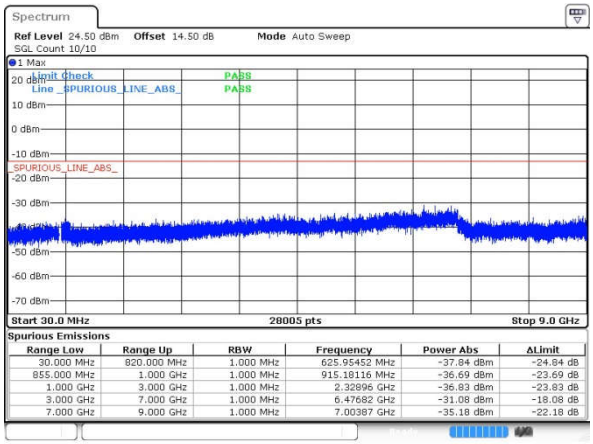

Spurious Emissions

Range Low	Range Up	RBW	Frequency	Power Abs	ΔLimit
30.000 MHz	820.000 MHz	1.000 MHz	625.95452 MHz	-37.84 dBm	-24.84 dB
855.000 MHz	1.000 GHz	1.000 MHz	915.18116 MHz	-36.69 dBm	-23.69 dB
1.000 GHz	3.000 GHz	1.000 MHz	2.32896 GHz	-36.83 dBm	-23.83 dB
3.000 GHz	7.000 GHz	1.000 MHz	6.47682 GHz	-31.08 dBm	-18.08 dB
7.000 GHz	9.000 GHz	1.000 MHz	7.00387 GHz	-35.18 dBm	-22.18 dB

Date: 28.DEC.2018 09:06:16

Highest Channel

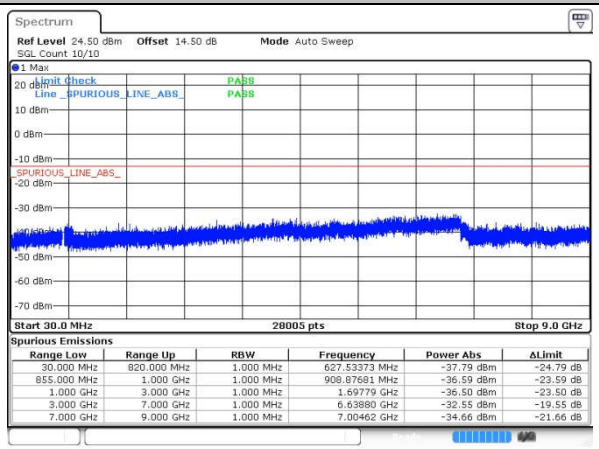

Spurious Emissions

Range Low	Range Up	RBW	Frequency	Power Abs	ΔLimit
30.000 MHz	820.000 MHz	1.000 MHz	627.53373 MHz	-37.79 dBm	-24.79 dB
855.000 MHz	1.000 GHz	1.000 MHz	908.87681 MHz	-36.59 dBm	-23.59 dB
1.000 GHz	3.000 GHz	1.000 MHz	1.69779 GHz	-36.50 dBm	-23.50 dB
3.000 GHz	7.000 GHz	1.000 MHz	6.63880 GHz	-32.55 dBm	-19.55 dB
7.000 GHz	9.000 GHz	1.000 MHz	7.00462 GHz	-34.66 dBm	-21.66 dB

Date: 28.DEC.2018 09:07:40

GSM850 (EDGE class 8)

Lowest Channel

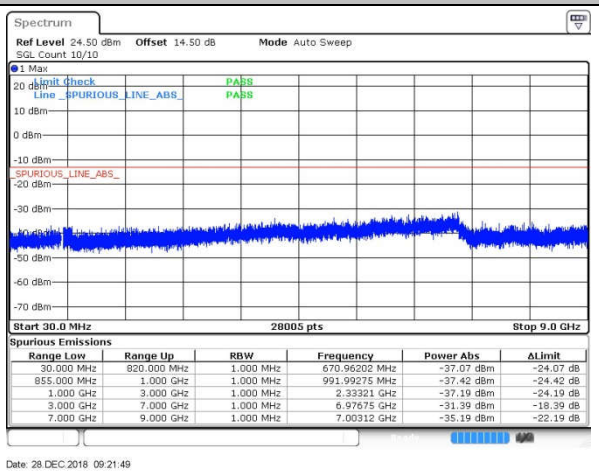

Spurious Emissions

Range Low	Range Up	RBW	Frequency	Power Abs	ΔLimit
30.000 MHz	820.000 MHz	1.000 MHz	670.96202 MHz	-37.07 dBm	-24.07 dB
855.000 MHz	1.000 GHz	1.000 MHz	991.99275 MHz	-37.42 dBm	-24.42 dB
1.000 GHz	3.000 GHz	1.000 MHz	2.33321 GHz	-37.19 dBm	-24.19 dB
3.000 GHz	7.000 GHz	1.000 MHz	6.97675 GHz	-31.39 dBm	-18.39 dB
7.000 GHz	9.000 GHz	1.000 MHz	7.00312 GHz	-35.19 dBm	-22.19 dB

Date: 28.DEC.2018 09:21:49

Middle Channel

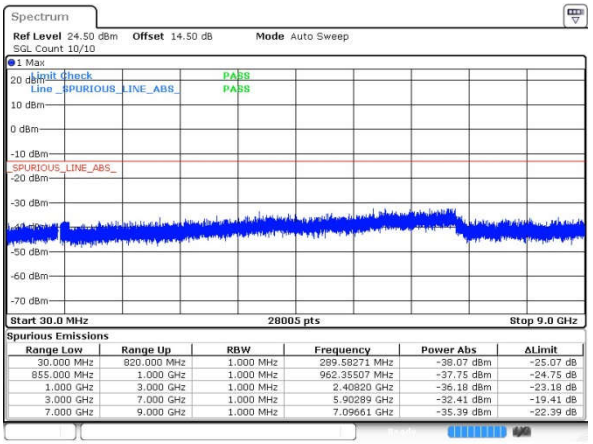

Spurious Emissions

Range Low	Range Up	RBW	Frequency	Power Abs	ΔLimit
30.000 MHz	820.000 MHz	1.000 MHz	289.58271 MHz	-38.07 dBm	-25.07 dB
855.000 MHz	1.000 GHz	1.000 MHz	962.35507 MHz	-37.75 dBm	-24.75 dB
1.000 GHz	3.000 GHz	1.000 MHz	2.40820 GHz	-36.18 dBm	-23.18 dB
3.000 GHz	7.000 GHz	1.000 MHz	5.90289 GHz	-32.41 dBm	-19.41 dB
7.000 GHz	9.000 GHz	1.000 MHz	7.09661 GHz	-35.39 dBm	-22.39 dB

Date: 28.DEC.2018 09:23:13

Highest Channel

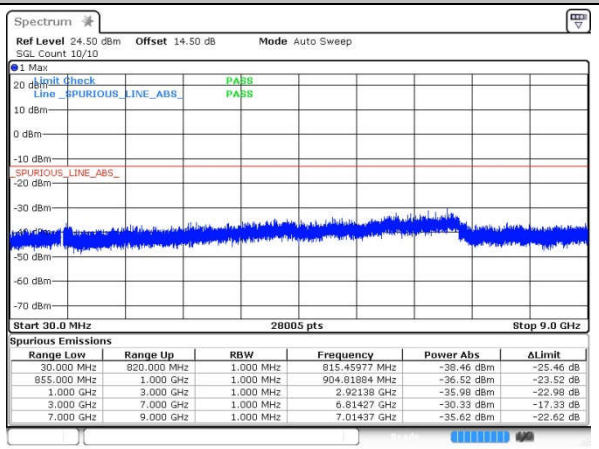

Spurious Emissions

Range Low	Range Up	RBW	Frequency	Power Abs	ΔLimit
30.000 MHz	820.000 MHz	1.000 MHz	815.45977 MHz	-38.46 dBm	-25.46 dB
855.000 MHz	1.000 GHz	1.000 MHz	904.81884 MHz	-36.52 dBm	-23.52 dB
1.000 GHz	3.000 GHz	1.000 MHz	2.92138 GHz	-35.98 dBm	-22.98 dB
3.000 GHz	7.000 GHz	1.000 MHz	6.81427 GHz	-30.33 dBm	-17.33 dB
7.000 GHz	9.000 GHz	1.000 MHz	7.01437 GHz	-35.62 dBm	-22.62 dB

Date: 28.DEC.2018 09:24:31

GSM1900 (GSM)

Lowest Channel

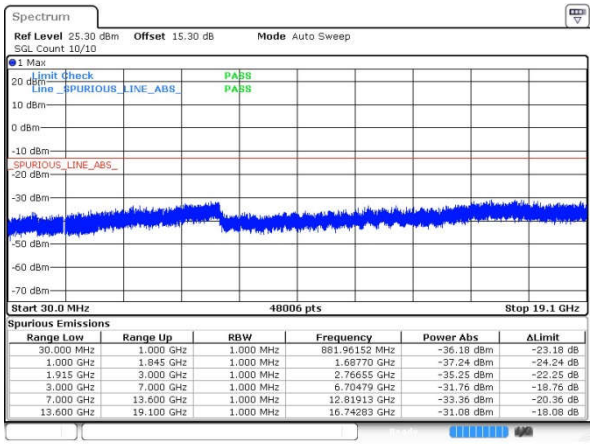

Spurious Emissions

Range Low	Range Up	RBW	Frequency	Power Abs	ΔLimit
30.000 MHz	1.000 GHz	1.000 MHz	881.96152 MHz	-36.18 dBm	-23.18 dB
1.000 GHz	1.845 GHz	1.000 MHz	1.68770 GHz	-37.24 dBm	-24.24 dB
1.915 GHz	3.000 GHz	1.000 MHz	2.76655 GHz	-35.25 dBm	-22.25 dB
3.000 GHz	7.000 GHz	1.000 MHz	6.70479 GHz	-31.76 dBm	-18.76 dB
7.000 GHz	13.600 GHz	1.000 MHz	12.81913 GHz	-33.36 dBm	-20.36 dB
13.600 GHz	19.100 GHz	1.000 MHz	16.74283 GHz	-31.08 dBm	-18.08 dB

Date: 28.DEC.2018 09:42:00

Middle Channel

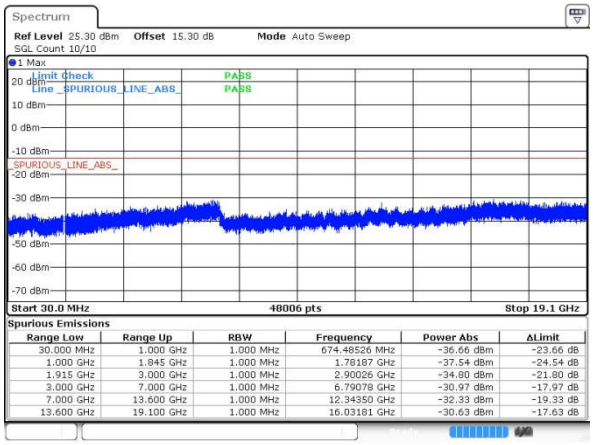

Spurious Emissions

Range Low	Range Up	RBW	Frequency	Power Abs	ΔLimit
30.000 MHz	1.000 GHz	1.000 MHz	674.48526 MHz	-36.66 dBm	-23.66 dB
1.000 GHz	1.845 GHz	1.000 MHz	1.78187 GHz	-37.54 dBm	-24.54 dB
1.915 GHz	3.000 GHz	1.000 MHz	2.90026 GHz	-34.80 dBm	-21.80 dB
3.000 GHz	7.000 GHz	1.000 MHz	6.79078 GHz	-30.97 dBm	-17.97 dB
7.000 GHz	13.600 GHz	1.000 MHz	12.34350 GHz	-32.33 dBm	-19.33 dB
13.600 GHz	19.100 GHz	1.000 MHz	16.03181 GHz	-30.63 dBm	-17.63 dB

Date: 28.DEC.2018 09:43:20

Highest Channel

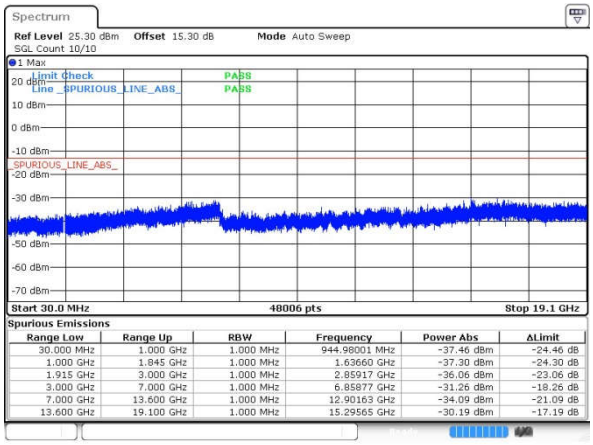

Spurious Emissions

Range Low	Range Up	RBW	Frequency	Power Abs	ΔLimit
30.000 MHz	1.000 GHz	1.000 MHz	944.98001 MHz	-37.46 dBm	-24.46 dB
1.000 GHz	1.845 GHz	1.000 MHz	1.63660 GHz	-37.30 dBm	-24.30 dB
1.915 GHz	3.000 GHz	1.000 MHz	2.85917 GHz	-36.06 dBm	-23.06 dB
3.000 GHz	7.000 GHz	1.000 MHz	6.85877 GHz	-31.26 dBm	-18.26 dB
7.000 GHz	13.600 GHz	1.000 MHz	12.90163 GHz	-34.09 dBm	-21.09 dB
13.600 GHz	19.100 GHz	1.000 MHz	15.29565 GHz	-30.19 dBm	-17.19 dB

Date: 28.DEC.2018 09:44:38

GSM1900 (EDGE class 8)

Lowest Channel

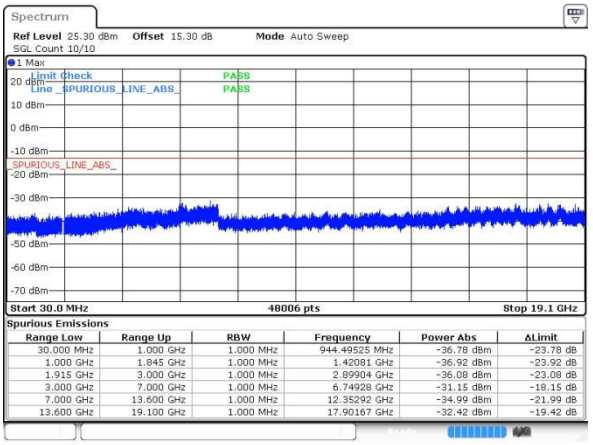

Spurious Emissions

Range Low	Range Up	RBW	Frequency	Power Abs	ΔLimit
30.000 MHz	1.000 GHz	1.000 MHz	944.49525 MHz	-36.78 dBm	-23.78 dB
1.000 GHz	1.845 GHz	1.000 MHz	1.42081 GHz	-36.92 dBm	-23.92 dB
1.915 GHz	3.000 GHz	1.000 MHz	2.89904 GHz	-36.08 dBm	-23.08 dB
3.000 GHz	7.000 GHz	1.000 MHz	6.74928 GHz	-31.15 dBm	-18.15 dB
7.000 GHz	13.600 GHz	1.000 MHz	12.35292 GHz	-34.99 dBm	-21.99 dB
13.600 GHz	19.100 GHz	1.000 MHz	17.90167 GHz	-32.42 dBm	-19.42 dB

Date: 30.DEC.2018 12:07:33

Middle Channel

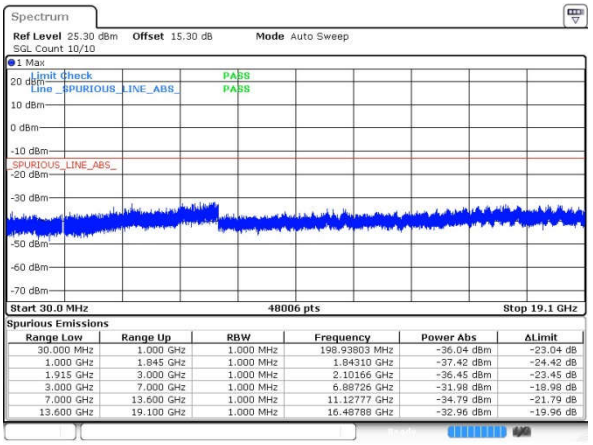

Spurious Emissions

Range Low	Range Up	RBW	Frequency	Power Abs	ΔLimit
30.000 MHz	1.000 GHz	1.000 MHz	198.93803 MHz	-36.04 dBm	-23.04 dB
1.000 GHz	1.845 GHz	1.000 MHz	1.84310 GHz	-37.42 dBm	-24.42 dB
1.915 GHz	3.000 GHz	1.000 MHz	2.10166 GHz	-36.45 dBm	-23.45 dB
3.000 GHz	7.000 GHz	1.000 MHz	6.88726 GHz	-31.98 dBm	-18.98 dB
7.000 GHz	13.600 GHz	1.000 MHz	11.12777 GHz	-34.79 dBm	-21.79 dB
13.600 GHz	19.100 GHz	1.000 MHz	16.48788 GHz	-32.96 dBm	-19.96 dB

Date: 30.DEC.2018 12:08:53

Highest Channel

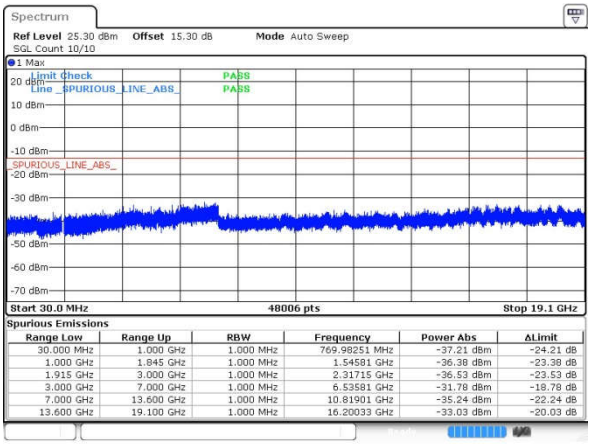

Spurious Emissions

Range Low	Range Up	RBW	Frequency	Power Abs	ΔLimit
30.000 MHz	1.000 GHz	1.000 MHz	769.98251 MHz	-37.21 dBm	-24.21 dB
1.000 GHz	1.845 GHz	1.000 MHz	1.54581 GHz	-36.38 dBm	-23.38 dB
1.915 GHz	3.000 GHz	1.000 MHz	2.31715 GHz	-36.53 dBm	-23.53 dB
3.000 GHz	7.000 GHz	1.000 MHz	6.53581 GHz	-31.78 dBm	-18.78 dB
7.000 GHz	13.600 GHz	1.000 MHz	10.81901 GHz	-35.24 dBm	-22.24 dB
13.600 GHz	19.100 GHz	1.000 MHz	16.20033 GHz	-33.03 dBm	-20.03 dB

Date: 30.DEC.2018 12:10:13

WCDMA Band V (RMC 12.2Kbps)

Lowest Channel

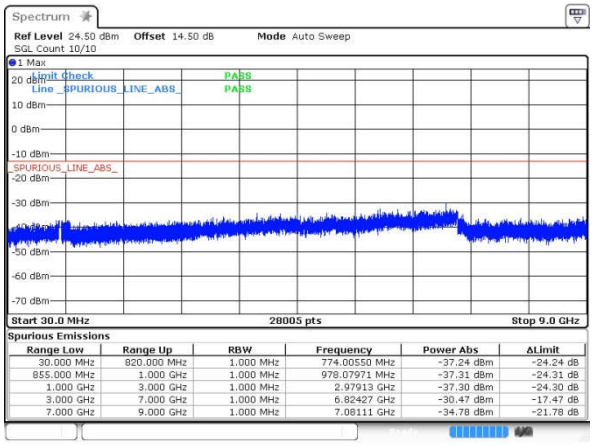

Spurious Emissions

Range Low	Range Up	RBW	Frequency	Power Abs	ΔLimit
30.000 MHz	820.000 MHz	1.000 MHz	774.00550 MHz	-37.24 dBm	-24.24 dB
855.000 MHz	1.000 GHz	1.000 MHz	978.07971 MHz	-37.31 dBm	-24.31 dB
1.000 GHz	3.000 GHz	1.000 MHz	2.97913 GHz	-37.30 dBm	-24.30 dB
3.000 GHz	7.000 GHz	1.000 MHz	6.82427 GHz	-30.47 dBm	-17.47 dB
7.000 GHz	9.000 GHz	1.000 MHz	7.08111 GHz	-34.78 dBm	-21.78 dB

Date: 28.DEC.2018 10:17:23

Middle Channel

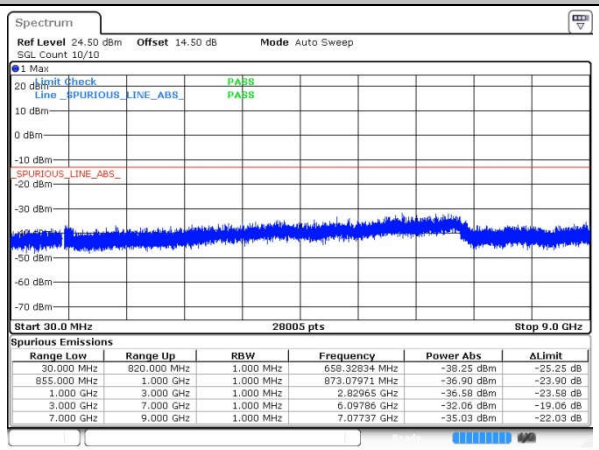

Spurious Emissions

Range Low	Range Up	RBW	Frequency	Power Abs	ΔLimit
30.000 MHz	820.000 MHz	1.000 MHz	658.32834 MHz	-38.25 dBm	-25.25 dB
855.000 MHz	1.000 GHz	1.000 MHz	873.07971 MHz	-36.90 dBm	-23.90 dB
1.000 GHz	3.000 GHz	1.000 MHz	2.82965 GHz	-36.58 dBm	-23.58 dB
3.000 GHz	7.000 GHz	1.000 MHz	6.09786 GHz	-32.06 dBm	-19.06 dB
7.000 GHz	9.000 GHz	1.000 MHz	7.07737 GHz	-35.03 dBm	-22.03 dB

Date: 28.DEC.2018 10:18:45

Highest Channel

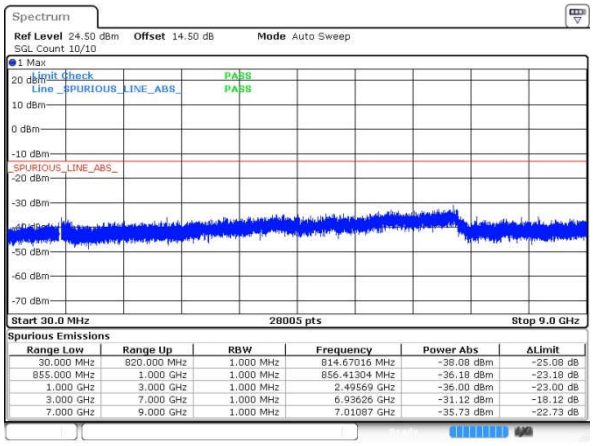

Spurious Emissions

Range Low	Range Up	RBW	Frequency	Power Abs	ΔLimit
30.000 MHz	820.000 MHz	1.000 MHz	814.67016 MHz	-38.08 dBm	-25.08 dB
855.000 MHz	1.000 GHz	1.000 MHz	856.41304 MHz	-36.18 dBm	-23.18 dB
1.000 GHz	3.000 GHz	1.000 MHz	2.49569 GHz	-36.00 dBm	-23.00 dB
3.000 GHz	7.000 GHz	1.000 MHz	6.93626 GHz	-31.12 dBm	-18.12 dB
7.000 GHz	9.000 GHz	1.000 MHz	7.01087 GHz	-35.73 dBm	-22.73 dB

Date: 28.DEC.2018 10:20:02

WCDMA Band II (RMC 12.2Kbps)

Lowest Channel

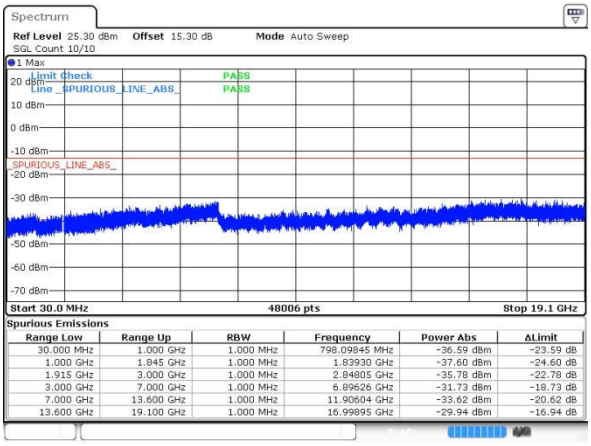

Spurious Emissions

Range Low	Range Up	RBW	Frequency	Power Abs	ΔLimit
30.000 MHz	1.000 GHz	1.000 MHz	798.09845 MHz	-36.59 dBm	-23.59 dB
1.000 GHz	1.845 GHz	1.000 MHz	1.83930 GHz	-37.60 dBm	-24.60 dB
1.915 GHz	3.000 GHz	1.000 MHz	2.84805 GHz	-35.78 dBm	-22.78 dB
3.000 GHz	7.000 GHz	1.000 MHz	6.89526 GHz	-31.73 dBm	-18.73 dB
7.000 GHz	13.600 GHz	1.000 MHz	11.90604 GHz	-33.62 dBm	-20.62 dB
13.600 GHz	19.100 GHz	1.000 MHz	16.99895 GHz	-29.94 dBm	-16.94 dB

Date: 28.DEC.2018 10:35:34

Middle Channel

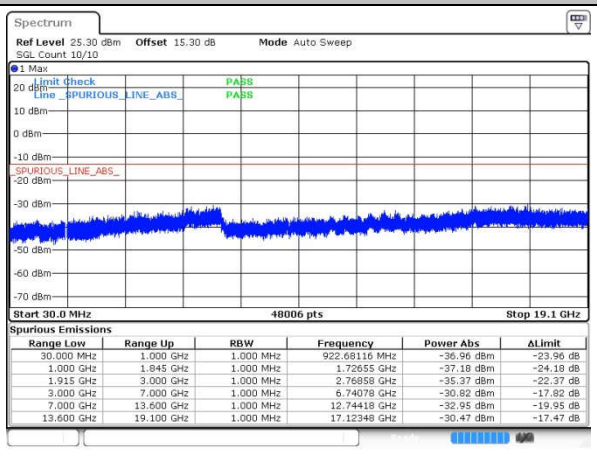

Spurious Emissions

Range Low	Range Up	RBW	Frequency	Power Abs	ΔLimit
30.000 MHz	1.000 GHz	1.000 MHz	922.68116 MHz	-36.96 dBm	-23.96 dB
1.000 GHz	1.845 GHz	1.000 MHz	1.72655 GHz	-37.18 dBm	-24.18 dB
1.915 GHz	3.000 GHz	1.000 MHz	2.76858 GHz	-35.37 dBm	-22.37 dB
3.000 GHz	7.000 GHz	1.000 MHz	6.74078 GHz	-30.82 dBm	-17.82 dB
7.000 GHz	13.600 GHz	1.000 MHz	12.74418 GHz	-32.95 dBm	-19.95 dB
13.600 GHz	19.100 GHz	1.000 MHz	17.12348 GHz	-30.47 dBm	-17.47 dB

Date: 28.DEC.2018 10:36:53

Highest Channel

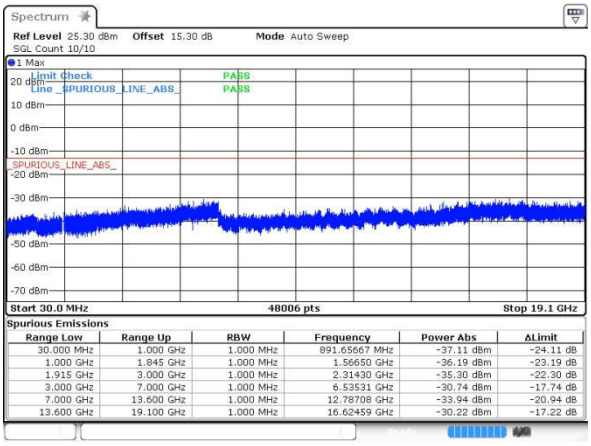

Spurious Emissions

Range Low	Range Up	RBW	Frequency	Power Abs	ΔLimit
30.000 MHz	1.000 GHz	1.000 MHz	891.65667 MHz	-37.11 dBm	-24.11 dB
1.000 GHz	1.845 GHz	1.000 MHz	1.56650 GHz	-36.19 dBm	-23.19 dB
1.915 GHz	3.000 GHz	1.000 MHz	2.31430 GHz	-35.30 dBm	-22.30 dB
3.000 GHz	7.000 GHz	1.000 MHz	6.53531 GHz	-30.74 dBm	-17.74 dB
7.000 GHz	13.600 GHz	1.000 MHz	12.78708 GHz	-33.94 dBm	-20.94 dB
13.600 GHz	19.100 GHz	1.000 MHz	16.62459 GHz	-30.22 dBm	-17.22 dB

Date: 28.DEC.2018 10:38:12

WCDMA Band IV (RMC 12.2Kbps)

Lowest Channel

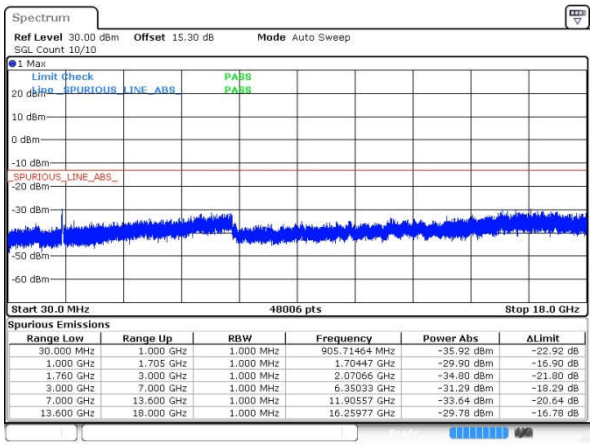

Spurious Emissions

Range Low	Range Up	RBW	Frequency	Power Abs	ΔLimit
30.000 MHz	1.000 GHz	1.000 MHz	905.71464 MHz	-35.92 dBm	-22.92 dB
1.000 GHz	1.705 GHz	1.000 MHz	1.70447 GHz	-29.90 dBm	-16.90 dB
1.760 GHz	3.000 GHz	1.000 MHz	2.07066 GHz	-34.80 dBm	-21.80 dB
3.000 GHz	7.000 GHz	1.000 MHz	6.35033 GHz	-31.29 dBm	-18.29 dB
7.000 GHz	13.600 GHz	1.000 MHz	11.90557 GHz	-33.64 dBm	-20.64 dB
13.600 GHz	18.000 GHz	1.000 MHz	16.25977 GHz	-29.78 dBm	-16.78 dB

Date: 28.DEC.2018 10:52:16

Middle Channel

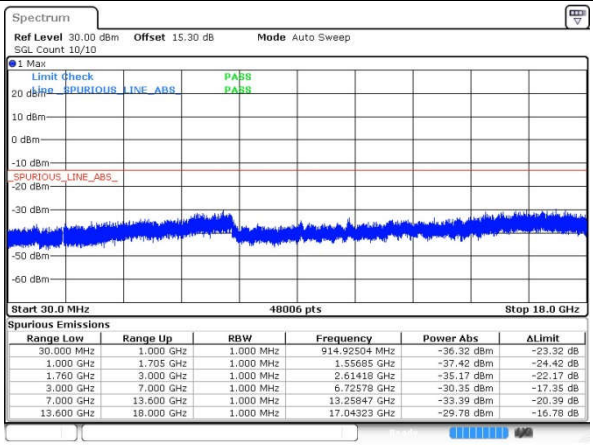

Spurious Emissions

Range Low	Range Up	RBW	Frequency	Power Abs	ΔLimit
30.000 MHz	1.000 GHz	1.000 MHz	914.92504 MHz	-36.32 dBm	-23.32 dB
1.000 GHz	1.705 GHz	1.000 MHz	1.55685 GHz	-37.42 dBm	-24.42 dB
1.760 GHz	3.000 GHz	1.000 MHz	2.61418 GHz	-35.17 dBm	-22.17 dB
3.000 GHz	7.000 GHz	1.000 MHz	6.72578 GHz	-30.35 dBm	-17.35 dB
7.000 GHz	13.600 GHz	1.000 MHz	13.25847 GHz	-33.39 dBm	-20.39 dB
13.600 GHz	18.000 GHz	1.000 MHz	17.04323 GHz	-29.78 dBm	-16.78 dB

Date: 28.DEC.2018 10:54:25

Highest Channel

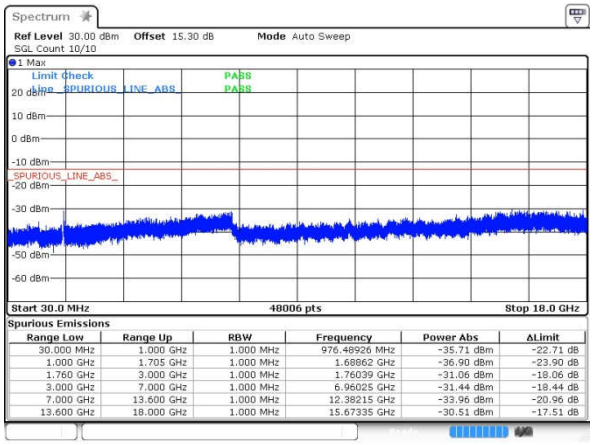

Spurious Emissions

Range Low	Range Up	RBW	Frequency	Power Abs	ΔLimit
30.000 MHz	1.000 GHz	1.000 MHz	976.48926 MHz	-35.71 dBm	-22.71 dB
1.000 GHz	1.705 GHz	1.000 MHz	1.68862 GHz	-36.90 dBm	-23.90 dB
1.760 GHz	3.000 GHz	1.000 MHz	1.76039 GHz	-31.06 dBm	-18.06 dB
3.000 GHz	7.000 GHz	1.000 MHz	6.96025 GHz	-31.44 dBm	-18.44 dB
7.000 GHz	13.600 GHz	1.000 MHz	12.38215 GHz	-33.96 dBm	-20.96 dB
13.600 GHz	18.000 GHz	1.000 MHz	15.67335 GHz	-30.51 dBm	-17.51 dB

Date: 28.DEC.2018 10:55:56

CDMA BC0 (1xRTT)

Lowest Channel

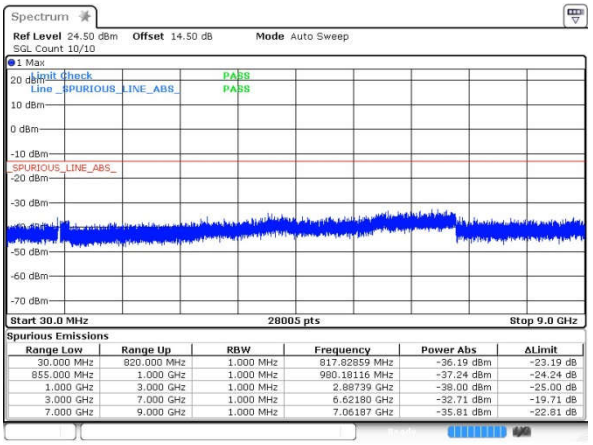

Spurious Emissions

Range Low	Range Up	RBW	Frequency	Power Abs	ΔLimit
30.000 MHz	820.000 MHz	1.000 MHz	817.82859 MHz	-36.19 dBm	-23.19 dB
855.000 MHz	1.000 GHz	1.000 MHz	980.18116 MHz	-37.24 dBm	-24.24 dB
1.000 GHz	3.000 GHz	1.000 MHz	2.88739 GHz	-38.00 dBm	-25.00 dB
3.000 GHz	7.000 GHz	1.000 MHz	6.62180 GHz	-32.71 dBm	-19.71 dB
7.000 GHz	9.000 GHz	1.000 MHz	7.06187 GHz	-35.81 dBm	-22.81 dB

Date: 30.DEC.2018 14:06:57

Middle Channel

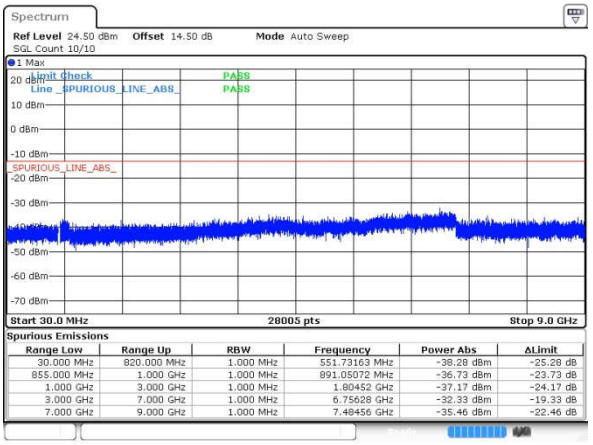

Spurious Emissions

Range Low	Range Up	RBW	Frequency	Power Abs	ΔLimit
30.000 MHz	820.000 MHz	1.000 MHz	551.73163 MHz	-38.28 dBm	-25.28 dB
855.000 MHz	1.000 GHz	1.000 MHz	891.05072 MHz	-36.73 dBm	-23.73 dB
1.000 GHz	3.000 GHz	1.000 MHz	1.80452 GHz	-37.17 dBm	-24.17 dB
3.000 GHz	7.000 GHz	1.000 MHz	6.75628 GHz	-32.33 dBm	-19.33 dB
7.000 GHz	9.000 GHz	1.000 MHz	7.48456 GHz	-35.46 dBm	-22.46 dB

Date: 30.DEC.2018 14:08:18

Highest Channel

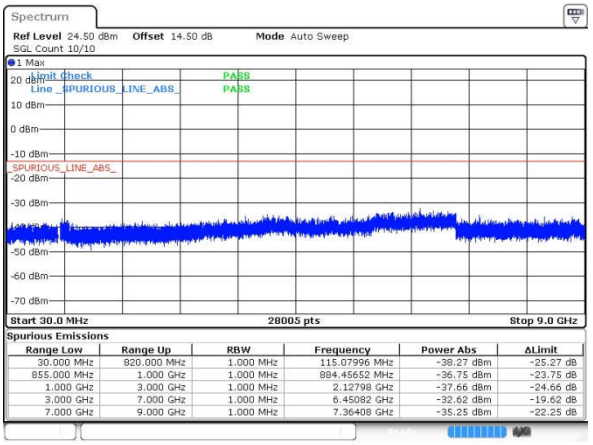

Spurious Emissions

Range Low	Range Up	RBW	Frequency	Power Abs	ΔLimit
30.000 MHz	820.000 MHz	1.000 MHz	115.07996 MHz	-38.27 dBm	-25.27 dB
855.000 MHz	1.000 GHz	1.000 MHz	884.45652 MHz	-36.75 dBm	-23.75 dB
1.000 GHz	3.000 GHz	1.000 MHz	2.12798 GHz	-37.66 dBm	-24.66 dB
3.000 GHz	7.000 GHz	1.000 MHz	6.45082 GHz	-32.62 dBm	-19.62 dB
7.000 GHz	9.000 GHz	1.000 MHz	7.36408 GHz	-35.25 dBm	-22.25 dB

Date: 30.DEC.2018 14:09:43

Frequency Stability

Test Conditions	Middle Channel	GSM850 (GSM)	GSM850 (EDGE class 8)	Limit 2.5ppm
Temperature (°C)	Voltage (Volt)	Deviation (ppm)		Result
50	Normal Voltage	0.0048	0.0060	PASS
40	Normal Voltage	0.0526	0.0167	
30	Normal Voltage	0.0120	0.0538	
20(Ref.)	Normal Voltage	0.0000	0.0000	
10	Normal Voltage	0.0574	0.0335	
0	Normal Voltage	0.0191	0.0538	
-10	Normal Voltage	0.0084	0.0466	
-20	Normal Voltage	0.0143	0.0167	
-30	Normal Voltage	0.0108	0.0478	
20	Maximum Voltage	0.0466	0.0514	
20	Normal Voltage	0.0000	0.0000	
20	Battery End Point	0.0395	0.0395	

Note: Normal Voltage = 3.85V. ；Battery End Point (BEP) = 3.7V.；Maximum Voltage =4.4V

Test Conditions	Middle Channel	GSM1900 (GSM)	GSM1900 (EDGE class 8)	Limit Note 2.
Temperature (°C)	Voltage (Volt)	Deviation (ppm)		Result
50	Normal Voltage	0.0053	0.0005	PASS
40	Normal Voltage	0.0016	0.0016	
30	Normal Voltage	0.0027	0.0021	
20(Ref.)	Normal Voltage	0.0000	0.0000	
10	Normal Voltage	0.0170	0.0255	
0	Normal Voltage	0.0074	0.0186	
-10	Normal Voltage	0.0160	0.0011	
-20	Normal Voltage	0.0218	0.0037	
-30	Normal Voltage	0.0005	0.0213	
20	Maximum Voltage	0.0053	0.0160	
20	Normal Voltage	0.0000	0.0000	
20	Battery End Point	0.0133	0.0011	

Note:

1. Normal Voltage = 3.85V. ；Battery End Point (BEP) =3.7V.；Maximum Voltage =4.4 V
2. The frequency fundamental emissions stay within the authorized frequency block based on the frequency deviation measured is small.

Test Conditions	Middle Channel	WCDMA Band V (RMC 12.2KbpsRMC 12.2Kbps)	Limit 2.5ppm
Temperature (°C)	Voltage (Volt)	Deviation (ppm)	Result
50	Normal Voltage	0.0060	PASS
40	Normal Voltage	0.0395	
30	Normal Voltage	0.0442	
20(Ref.)	Normal Voltage	0.0000	
10	Normal Voltage	0.0072	
0	Normal Voltage	0.0323	
-10	Normal Voltage	0.0048	
-20	Normal Voltage	0.0167	
-30	Normal Voltage	0.0311	
20	Maximum Voltage	0.0442	
20	Normal Voltage	0.0000	
20	Battery End Point	0.0012	

Note: Normal Voltage = 3.85V. ；Battery End Point (BEP) = 3.7V.；Maximum Voltage =4.4V

Test Conditions	Middle Channel	WCDMA Band II (RMC 12.2Kbps)	Limit Note 2.
Temperature (°C)	Voltage (Volt)	Deviation (ppm)	Result
50	Normal Voltage	0.0186	PASS
40	Normal Voltage	0.0128	
30	Normal Voltage	0.0165	
20(Ref.)	Normal Voltage	0.0000	
10	Normal Voltage	0.0117	
0	Normal Voltage	0.0154	
-10	Normal Voltage	0.0239	
-20	Normal Voltage	0.0005	
-30	Normal Voltage	0.0117	
20	Maximum Voltage	0.0165	
20	Normal Voltage	0.0000	
20	Battery End Point	0.0032	

Note:

1. Normal Voltage = 3.85V. ；Battery End Point (BEP) =3.7V.；Maximum Voltage =4.4V
2. The frequency fundamental emissions stay within the authorized frequency block based on the frequency deviation measured is small.

Test Conditions	Middle Channel	WCDMA Band IV (RMC 12.2Kbps)	Limit Note 2.
Temperature (°C)	Voltage (Volt)	Deviation (ppm)	Result
50	Normal Voltage	0.0069	PASS
40	Normal Voltage	0.0156	
30	Normal Voltage	0.0017	
20(Ref.)	Normal Voltage	0.0000	
10	Normal Voltage	0.0012	
0	Normal Voltage	0.0058	
-10	Normal Voltage	0.0150	
-20	Normal Voltage	0.0167	
-30	Normal Voltage	0.0092	
20	Maximum Voltage	0.0092	
20	Normal Voltage	0.0000	
20	Battery End Point	0.0167	

Note:

1. Normal Voltage = 3.85V. ；Battery End Point (BEP) =3.7V.；Maximum Voltage =4.4V
2. The frequency fundamental emissions stay within the authorized frequency block based on the frequency deviation measured is small.

Test Conditions	Middle Channel	CDMA BC0 (1xRTT)	Limit 2.5ppm
Temperature (°C)	Voltage (Volt)	Deviation (ppm)	Result
50	Normal Voltage	0.0311	PASS
40	Normal Voltage	0.0084	
30	Normal Voltage	0.0179	
20(Ref.)	Normal Voltage	0.0000	
10	Normal Voltage	0.0323	
0	Normal Voltage	0.0167	
-10	Normal Voltage	0.0299	
-20	Normal Voltage	0.0096	
-30	Normal Voltage	0.0072	
20	Maximum Voltage	0.0406	
20	Normal Voltage	0.0000	
20	Battery End Point	0.0155	

Note: Normal Voltage = 3.85V. ；Battery End Point (BEP) = 3.7V.；Maximum Voltage =4.4V

Appendix B. Test Results of Radiated Test

Radiated Spurious Emission

GSM850 (GSM)								
Channel	Frequency (MHz)	ERP (dBm)	Limit (dBm)	Over Limit (dB)	S.G. Power (dBm)	TX Cable loss (dB)	TX Antenna Gain (dBi)	Polarization (H/V)
Middle	1672	-50.19	-13	-37.19	-57.16	1.58	10.70	H
	2510	-40.53	-13	-27.53	-48.78	2.102	12.50	H
	3348	-62.99	-13	-49.99	-71.88	2.856	13.90	H
	1672	-55.46	-13	-42.46	-62.43	1.58	10.70	V
	2510	-49.30	-13	-36.30	-57.55	2.10	12.50	V
	3348	-62.49	-13	-49.49	-71.38	2.86	13.90	V

Remark: Spurious emissions within 30-1000MHz were found more than 20dB below limit line.

GSM850 (EDGE class 8)								
Channel	Frequency (MHz)	ERP (dBm)	Limit (dBm)	Over Limit (dB)	S.G. Power (dBm)	TX Cable loss (dB)	TX Antenna Gain (dBi)	Polarization (H/V)
Middle	1672	-60.22	-13	-47.22	-67.19	1.58	10.70	H
	2510	-55.29	-13	-42.29	-63.54	2.102	12.50	H
	3348	-62.80	-13	-49.80	-71.69	2.856	13.90	H
	1672	-66.40	-13	-53.40	-73.37	1.58	10.70	V
	2508	-63.03	-13	-50.03	-71.28	2.10	12.50	V
	3348	-62.64	-13	-49.64	-71.53	2.86	13.90	V

Remark: Spurious emissions within 30-1000MHz were found more than 20dB below limit line.

GSM1900 (GSM)								
Channel	Frequency (MHz)	EIRP (dBm)	Limit (dBm)	Over Limit (dB)	S.G. Power (dBm)	TX Cable loss (dB)	TX Antenna Gain (dBi)	Polarization (H/V)
Middle	3759	-51.54	-13	-38.54	-63.80	2.641	14.90	H
	5640	-37.00	-13	-24.00	-48.86	2.94	14.80	H
	7521	-52.84	-13	-39.84	-62.61	3.39	13.16	H
	3759	-50.13	-13	-37.13	-62.39	2.64	14.90	V
	5640	-46.62	-13	-33.62	-58.48	2.94	14.80	V
	7521	-52.46	-13	-39.46	-62.23	3.39	13.16	V

Remark: Spurious emissions within 30-1000MHz were found more than 20dB below limit line.

GSM1900 (EDGE class 8)								
Channel	Frequency (MHz)	EIRP (dBm)	Limit (dBm)	Over Limit (dB)	S.G. Power (dBm)	TX Cable loss (dB)	TX Antenna Gain (dBi)	Polarization (H/V)
Middle	3759	-59.73	-13	-46.73	-71.99	2.641	14.90	H
	5640	-52.73	-13	-39.73	-64.59	2.94	14.80	H
	7521	-53.06	-13	-40.06	-62.83	3.39	13.16	H
	3759	-59.50	-13	-46.50	-71.76	2.64	14.90	V
	5640	-56.36	-13	-43.36	-68.22	2.94	14.80	V
	7521	-52.68	-13	-39.68	-62.45	3.39	13.16	V

Remark: Spurious emissions within 30-1000MHz were found more than 20dB below limit line.

WCDMA Band V(RMC 12.2Kbps)								
Channel	Frequency (MHz)	ERP (dBm)	Limit (dBm)	Over Limit (dB)	S.G. Power (dBm)	TX Cable loss (dB)	TX Antenna Gain (dBi)	Polarization (H/V)
Middle	1672	-66.92	-13	-53.92	-73.89	1.58	10.70	H
	2509	-63.29	-13	-50.29	-71.54	2.102	12.50	H
	3348	-62.94	-13	-49.94	-71.83	2.856	13.90	H
	1770	-56.72	-13	-43.72	-63.69	1.58	10.70	V
	2509	-62.93	-13	-49.93	-71.18	2.10	12.50	V
	3348	-62.44	-13	-49.44	-71.33	2.86	13.90	V

Remark: Spurious emissions within 30-1000MHz were found more than 20dB below limit line.

WCDMA Band II(RMC 12.2Kbps)								
Channel	Frequency (MHz)	EIRP (dBm)	Limit (dBm)	Over Limit (dB)	S.G. Power (dBm)	TX Cable loss (dB)	TX Antenna Gain (dBi)	Polarization (H/V)
Middle	3759	-59.65	-13	-46.65	-71.91	2.641	14.90	H
	5640	-56.89	-13	-43.89	-68.75	2.94	14.80	H
	7521	-53.21	-13	-40.21	-62.98	3.39	13.16	H
	3759	-58.84	-13	-45.84	-71.10	2.64	14.90	V
	5640	-56.45	-13	-43.45	-68.31	2.94	14.80	V
	7521	-52.37	-13	-39.37	-62.14	3.39	13.16	V

Remark: Spurious emissions within 30-1000MHz were found more than 20dB below limit line.

WCDMA Band IV(RMC 12.2Kbps)								
Channel	Frequency (MHz)	EIRP (dBm)	Limit (dBm)	Over Limit (dB)	S.G. Power (dBm)	TX Cable loss (dB)	TX Antenna Gain (dBi)	Polarization (H/V)
Middle	3465	-62.60	-13	-49.60	-73.34	2.604	13.34	H
	5197.8	-58.41	-13	-45.41	-68.92	3.011	13.52	H
	6930	-54.68	-13	-41.68	-64.88	3.271	13.47	H
	3465	-62.21	-13	-49.21	-72.95	2.604	13.34	V
	5197.8	-58.54	-13	-45.54	-69.05	3.011	13.52	V
	6930	-54.62	-13	-41.62	-64.82	3.271	13.47	V

Remark: Spurious emissions within 30-1000MHz were found more than 20dB below limit line.

CDMA BC0(1xRTT)								
Channel	Frequency (MHz)	ERP (dBm)	Limit (dBm)	Over Limit (dB)	S.G. Power (dBm)	TX Cable loss (dB)	TX Antenna Gain (dBi)	Polarization (H/V)
Middle	1672	-62.53	-13	-49.53	-69.5	1.58	10.70	H
	2508	-37.30	-13	-24.30	-45.55	2.102	12.50	H
	3348	-65.09	-13	-52.09	-73.98	2.856	13.90	H
	1674	-65.63	-13	-52.63	-72.6	1.58	10.70	V
	2510	-49.48	-13	-36.48	-57.73	2.10	12.50	V
	3348	-64.79	-13	-51.79	-73.68	2.86	13.90	V

Remark: Spurious emissions within 30-1000MHz were found more than 20dB below limit line.