Frequency (MHz)	Peak (dBuV/m)	Average (dBuV/m)	Limit (dBuV/m)	Margin (dB)	Height (cm)	Polarization	Azimuth (deg)	Correct Factor (dB)
1264.366667	42.52	---	68.20	25.68	100.0	H	302.0	-6.9
1389.433333	---	32.97	54.00	21.03	200.0	V	39.0	-6.2
1677.600000	---	34.25	54.00	19.75	200.0	V	314.0	-4.6
1962.733333	45.15	---	68.20	23.05	100.0	V	91.0	-2.9
2595.300000	47.35	---	68.20	20.85	100.0	V	0.0	0.0
2778.700000	---	38.07	54.00	15.93	100.0	V	165.0	0.9
3136.166667	49.99	---	68.20	18.21	100.0	H	295.0	2.5
3992.500000	---	41.37	54.00	12.63	100.0	H	282.0	6.1
5134.433333	---	43.72	54.00	10.28	200.0	H	51.0	8.7
5596.900000	53.38	---	68.20	14.82	100.0	V	0.0	9.0
7489.466667	---	45.42	54.00	8.58	100.0	V	145.0	11.5
7995.800000	55.48	---	68.20	12.72	200.0	H	197.0	11.9

Remark: 1. Correction Factor = Antenna factor+ Insertion loss (cable loss + amplifier gain)

This report shall not be reproduced except in full, without the written approval of TA Technology (Shanghai) Co., Ltd.

802.11n (HT20) CH48

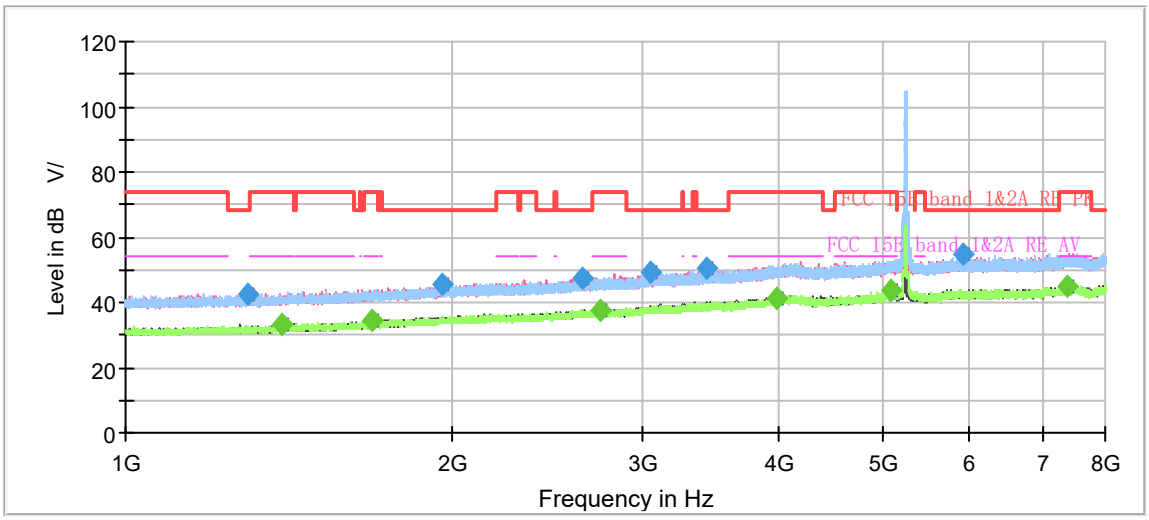

Note: The signal beyond the limit is carrier.

Radiates Emission from 1GHz to 8GHz

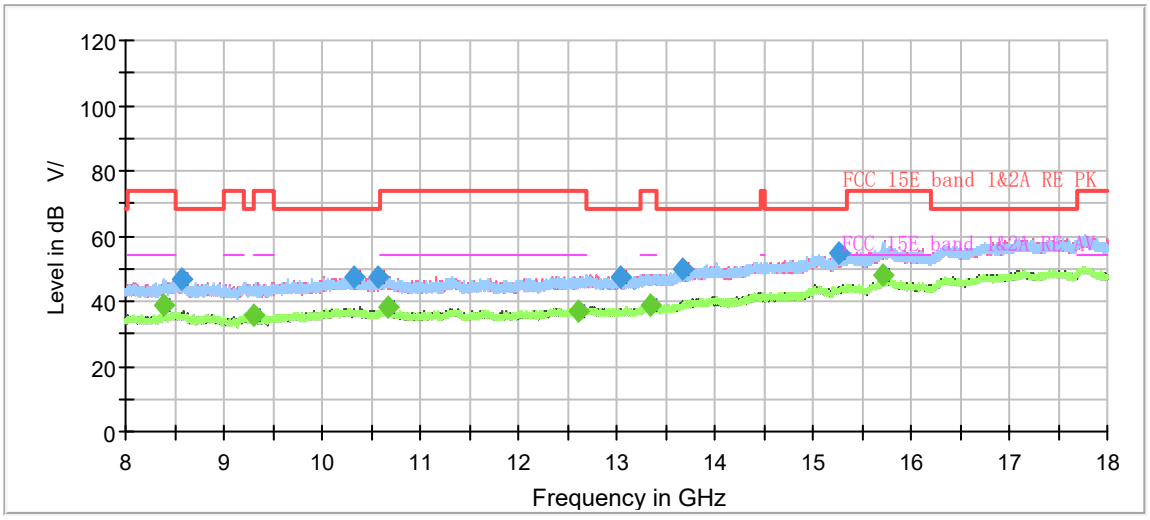

Radiates Emission from 8GHz to 18GHz

This report shall not be reproduced except in full, without the written approval of TA Technology (Shanghai) Co., Ltd.

Frequency (MHz)	Peak (dBuV/m)	Average (dBuV/m)	Limit (dBuV/m)	Margin (dB)	Height (cm)	Polarization	Azimuth (deg)	Correct Factor (dB)
1296.333333	42.65	---	68.20	25.55	100.0	V	17.0	-6.8
1395.966667	---	33.01	54.00	20.99	100.0	H	343.0	-6.2
1688.800000	---	34.27	54.00	19.73	100.0	V	113.0	-4.6
1955.733333	45.68	---	68.20	22.52	100.0	V	221.0	-2.9
2641.733333	47.34	---	68.20	20.86	200.0	H	93.0	0.3
2737.166667	---	37.76	54.00	16.24	100.0	H	211.0	0.7
3043.066667	49.26	---	68.20	18.94	200.0	V	140.0	2.2
3434.366667	50.26	---	68.20	17.94	100.0	H	211.0	3.5
3979.666667	---	41.38	54.00	12.62	200.0	H	100.0	6.0
5083.566667	---	43.58	54.00	10.42	200.0	H	65.0	8.7
5915.633333	54.58	---	68.20	13.62	200.0	H	352.0	9.7
7391.933333	---	45.06	54.00	8.94	100.0	V	99.0	11.5

Remark: 1. Correction Factor = Antenna factor+ Insertion loss (cable loss + amplifier gain)

This report shall not be reproduced except in full, without the written approval of TA Technology (Shanghai) Co., Ltd.

802.11n (HT20) CH52

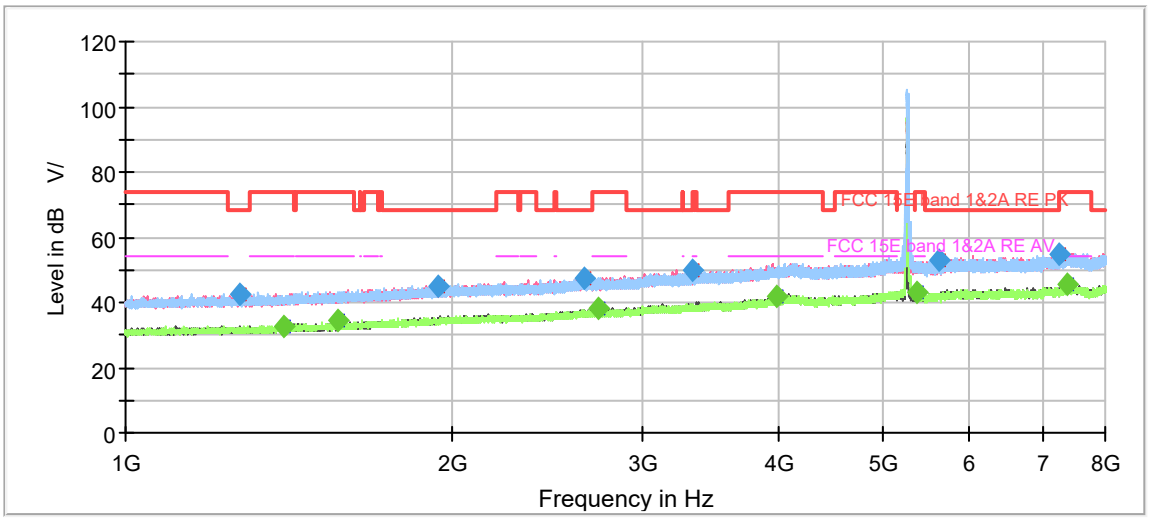

Note: The signal beyond the limit is carrier.

Radiates Emission from 1GHz to 8GHz

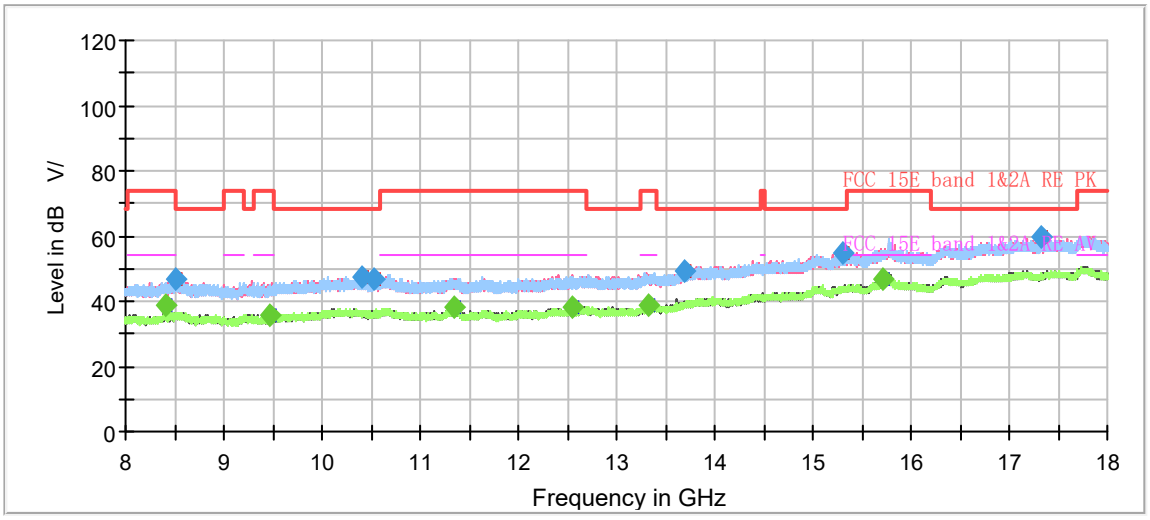

Radiates Emission from 8GHz to 18GHz

This report shall not be reproduced except in full, without the written approval of TA Technology (Shanghai) Co., Ltd.

Frequency (MHz)	Peak (dBuV/m)	Average (dBuV/m)	Limit (dBuV/m)	Margin (dB)	Height (cm)	Polarization	Azimuth (deg)	Correct Factor (dB)
1275.800000	42.39	---	68.20	25.81	200.0	H	131.0	-6.9
1399.700000	---	32.81	54.00	21.19	100.0	V	143.0	-6.2
1566.300000	---	34.42	54.00	19.58	200.0	H	81.0	-5.2
1937.300000	45.14	---	68.20	23.06	100.0	H	314.0	-3.1
2652.466667	47.25	---	68.20	20.95	100.0	V	179.0	0.4
2733.666667	---	38.05	54.00	15.95	100.0	H	258.0	0.7
3325.866667	49.64	---	68.20	18.56	200.0	H	327.0	3.1
3986.666667	---	41.60	54.00	12.40	200.0	V	0.0	6.1
5354.933333	---	43.20	54.00	10.80	100.0	H	357.0	8.7
5626.533333	52.83	---	68.20	15.37	100.0	V	151.0	9.1
7239.333333	55.05	---	68.20	13.15	200.0	V	192.0	11.3
7378.866667	---	45.41	54.00	8.59	200.0	V	213.0	11.5

Remark: 1. Correction Factor = Antenna factor+ Insertion loss (cable loss + amplifier gain)

This report shall not be reproduced except in full, without the written approval of TA Technology (Shanghai) Co., Ltd.

802.11n (HT20) CH60

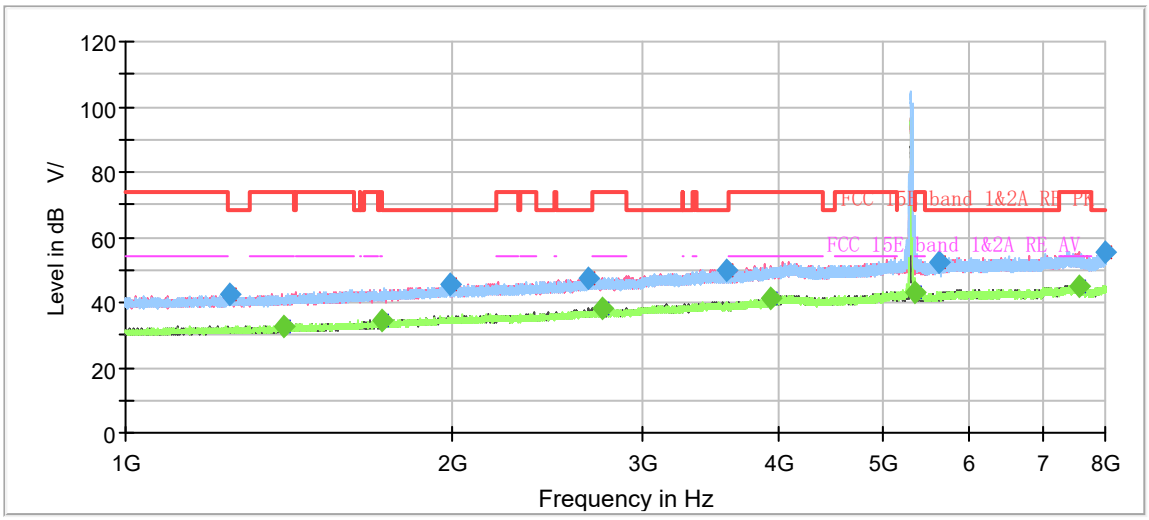

Note: The signal beyond the limit is carrier.

Radiates Emission from 1GHz to 8GHz

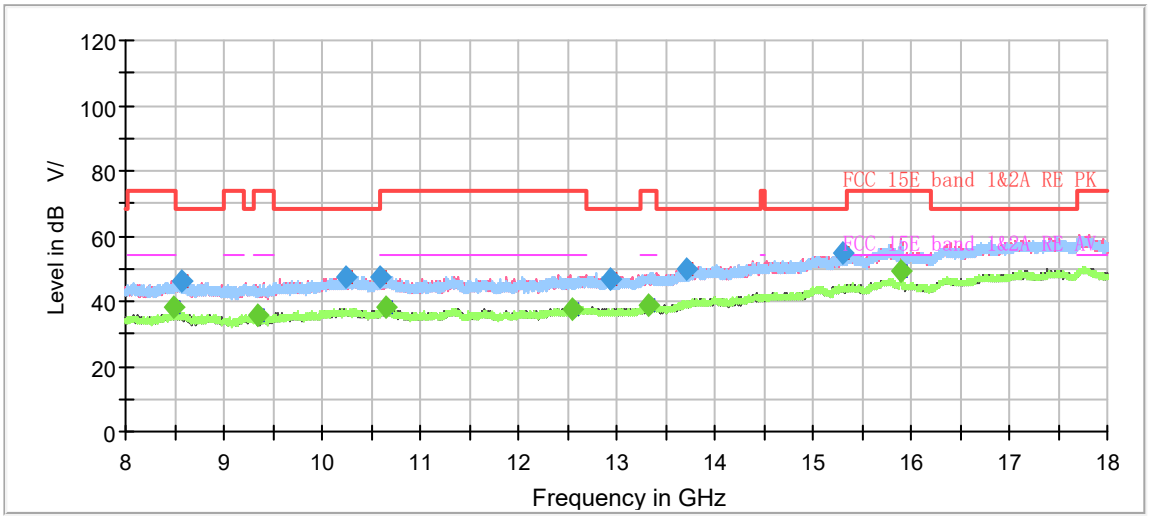

Radiates Emission from 8GHz to 18GHz

This report shall not be reproduced except in full, without the written approval of TA Technology (Shanghai) Co., Ltd.

Frequency (MHz)	Peak (dBuV/m)	Average (dBuV/m)	Limit (dBuV/m)	Margin (dB)	Height (cm)	Polarization	Azimuth (deg)	Correct Factor (dB)
1247.566667	42.31	---	68.20	25.89	200.0	H	29.0	-7.0
1401.800000	---	32.90	54.00	21.10	200.0	V	170.0	-6.2
1719.833333	---	34.35	54.00	19.65	200.0	V	149.0	-4.4
1988.633333	45.35	---	68.20	22.85	100.0	H	345.0	-2.7
2670.200000	47.68	---	68.20	20.52	200.0	H	184.0	0.4
2752.800000	---	38.29	54.00	15.71	100.0	V	65.0	0.8
3587.200000	49.78	---	68.20	18.42	100.0	H	76.0	4.0
3930.666667	---	41.31	54.00	12.69	200.0	H	128.0	5.7
5352.600000	---	43.23	54.00	10.77	100.0	H	332.0	8.7
5624.900000	52.32	---	68.20	15.88	100.0	V	30.0	9.1
7582.100000	---	45.12	54.00	8.88	100.0	V	143.0	11.4
7985.300000	55.44	---	68.20	12.76	200.0	H	198.0	11.9

Remark: 1. Correction Factor = Antenna factor+ Insertion loss (cable loss + amplifier gain)

This report shall not be reproduced except in full, without the written approval of TA Technology (Shanghai) Co., Ltd.

802.11n (HT20) CH64

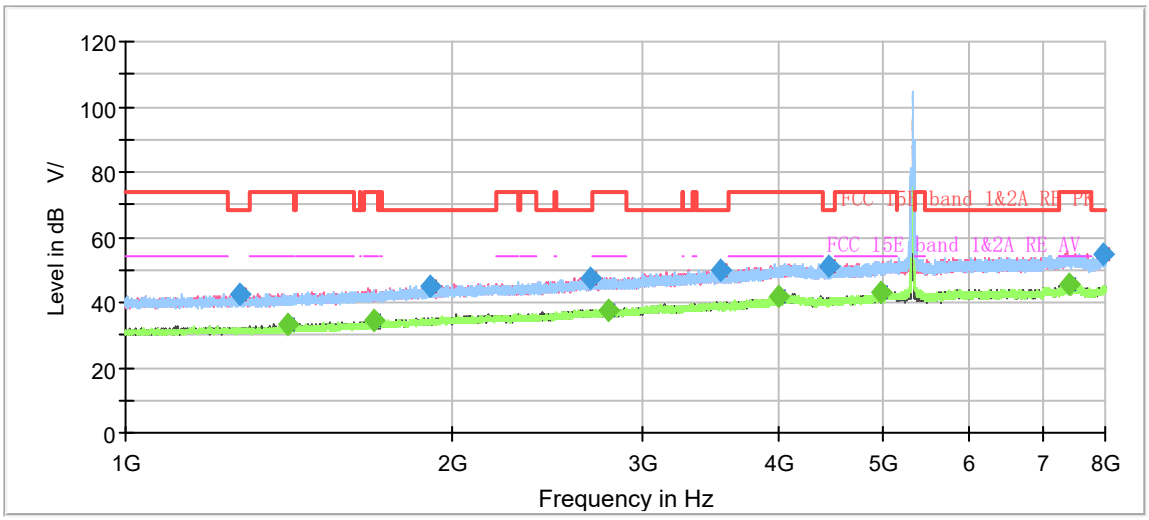

Note: The signal beyond the limit is carrier.

Radiates Emission from 1GHz to 8GHz

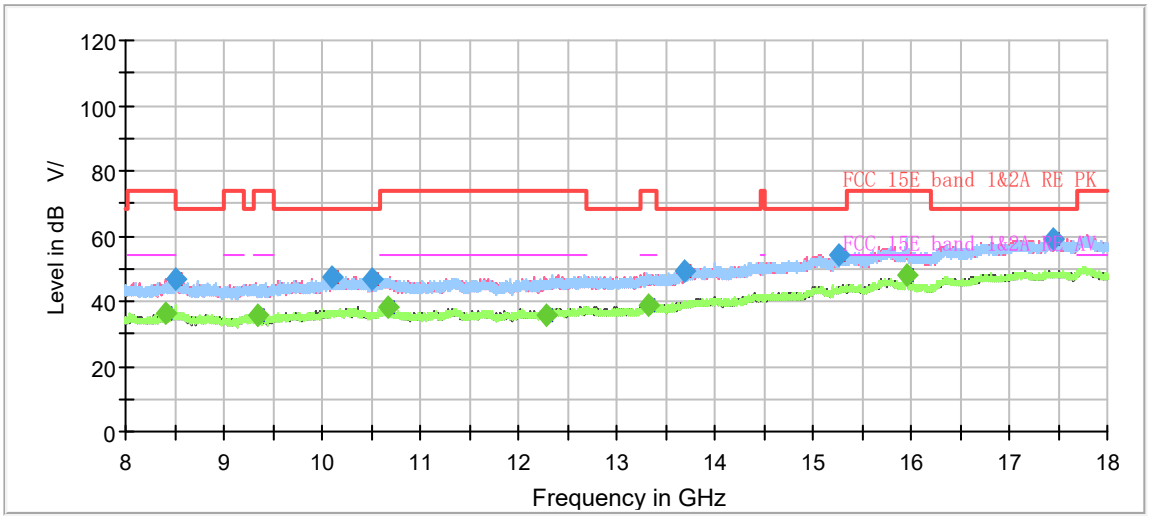

Radiates Emission from 8GHz to 18GHz

This report shall not be reproduced except in full, without the written approval of TA Technology (Shanghai) Co., Ltd.

Frequency (MHz)	Peak (dBuV/m)	Average (dBuV/m)	Limit (dBuV/m)	Margin (dB)	Height (cm)	Polarization	Azimuth (deg)	Correct Factor (dB)
1274.633333	42.22	---	68.20	25.98	200.0	V	197.0	-6.9
1409.266667	---	32.94	54.00	21.06	100.0	V	30.0	-6.1
1694.866667	---	34.16	54.00	19.84	100.0	V	135.0	-4.5
1909.533333	45.13	---	68.20	23.07	100.0	H	356.0	-3.3
2680.233333	47.30	---	68.20	20.90	200.0	V	169.0	0.5
2787.566667	---	37.73	54.00	16.27	100.0	H	104.0	0.9
3531.200000	49.84	---	68.20	18.36	100.0	H	68.0	3.8
3997.633333	---	41.93	54.00	12.07	200.0	H	182.0	6.2
4451.700000	51.06	---	68.20	17.14	100.0	H	25.0	6.3
4970.400000	---	42.90	54.00	11.10	200.0	V	310.0	8.5
7397.300000	---	45.42	54.00	8.58	200.0	H	22.0	11.5
7965.933333	54.53	---	68.20	13.67	100.0	H	61.0	11.9

Remark: 1. Correction Factor = Antenna factor+ Insertion loss (cable loss + amplifier gain)

This report shall not be reproduced except in full, without the written approval of TA Technology (Shanghai) Co., Ltd.

802.11n (HT20) CH100

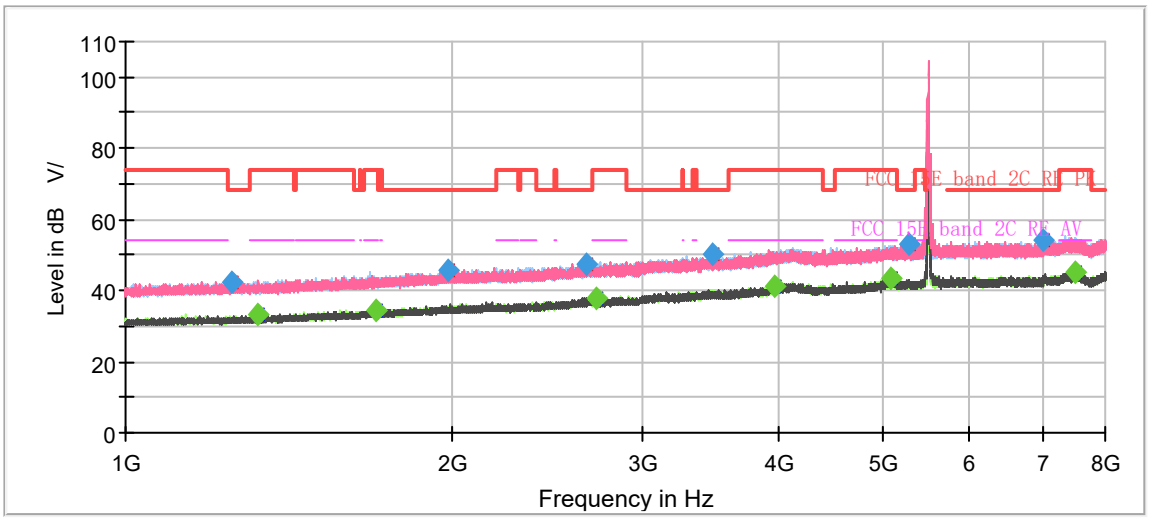

Note: The signal beyond the limit is carrier.

Radiates Emission from 1GHz to 8GHz

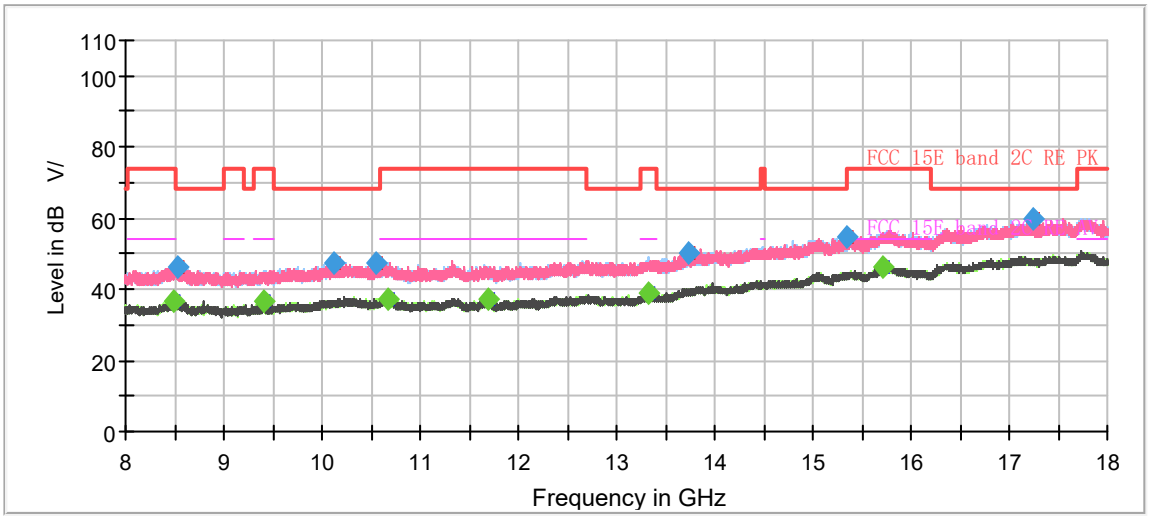

Radiates Emission from 8GHz to 18GHz

This report shall not be reproduced except in full, without the written approval of TA Technology (Shanghai) Co., Ltd.

Frequency (MHz)	Peak (dBuV/m)	Average (dBuV/m)	Limit (dBuV/m)	Margin (dB)	Height (cm)	Polarization	Azimuth (deg)	Correct Factor (dB)
1252.700000	42.26	---	68.20	25.94	200.0	H	293.0	-7.0
1321.300000	---	33.45	54.00	20.55	100.0	V	323.0	-6.7
1703.033333	---	34.55	54.00	19.45	100.0	V	280.0	-4.5
1979.766667	45.80	---	68.20	22.40	200.0	H	328.0	-2.8
2655.033333	47.51	---	68.20	20.69	200.0	H	275.0	0.4
2721.066667	---	38.04	54.00	15.96	200.0	V	107.0	0.6
3478.000000	50.09	---	68.20	18.11	100.0	H	0.0	3.7
3966.833333	---	41.15	54.00	12.85	200.0	H	302.0	5.9
5074.466667	---	43.70	54.00	10.30	100.0	V	60.0	8.7
5267.433333	52.77	---	68.20	15.43	100.0	H	279.0	8.8
7000.633333	54.36	---	68.20	13.84	100.0	V	271.0	10.8
7490.166667	---	45.23	54.00	8.77	100.0	V	227.0	11.5

Remark: 1. Correction Factor = Antenna factor+ Insertion loss (cable loss + amplifier gain)

This report shall not be reproduced except in full, without the written approval of TA Technology (Shanghai) Co., Ltd.

802.11n (HT20) CH116

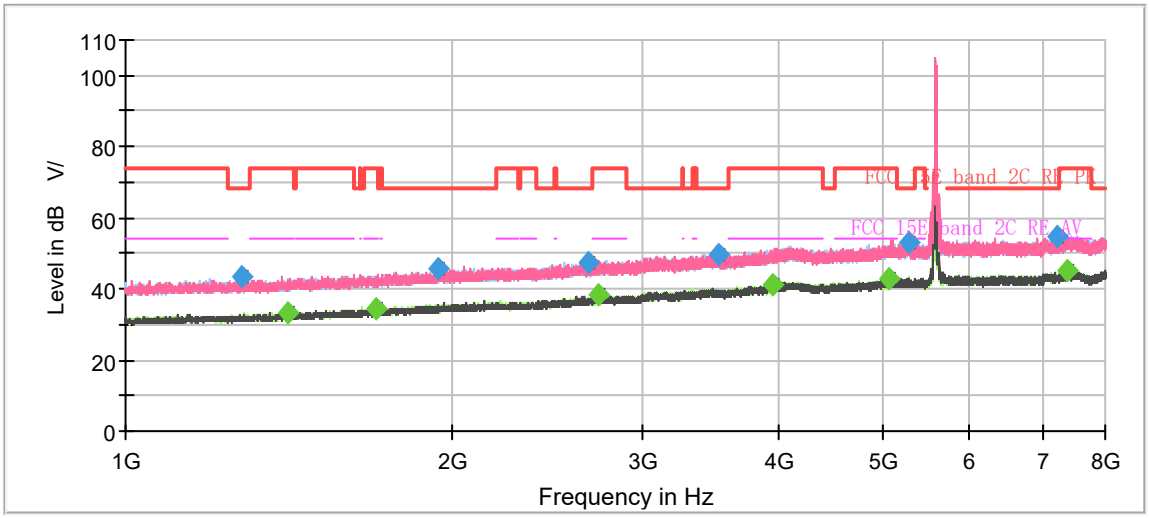

Note: The signal beyond the limit is carrier.

Radiates Emission from 1GHz to 8GHz

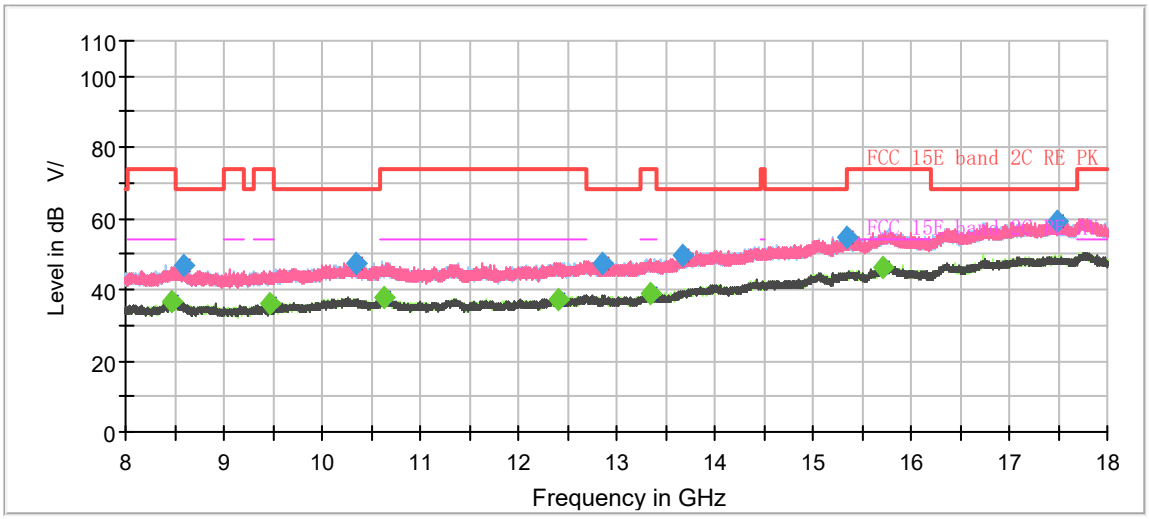

Radiates Emission from 8GHz to 18GHz

This report shall not be reproduced except in full, without the written approval of TA Technology (Shanghai) Co., Ltd.

Frequency (MHz)	Peak (dBuV/m)	Average (dBuV/m)	Limit (dBuV/m)	Margin (dB)	Height (cm)	Polarization	Azimuth (deg)	Correct Factor (dB)
1278.833333	43.38	---	68.20	24.82	100.0	V	104.0	-6.8
1409.266667	---	33.27	54.00	20.73	100.0	V	59.0	-6.1
1703.500000	---	34.33	54.00	19.67	100.0	H	63.0	-4.5
1939.633333	45.88	---	68.20	22.32	200.0	V	280.0	-3.0
2665.766667	47.25	---	68.20	20.95	200.0	H	281.0	0.4
2727.133333	---	38.26	54.00	15.74	200.0	V	209.0	0.7
3520.233333	49.86	---	68.20	18.34	200.0	H	150.0	3.8
3941.166667	---	41.23	54.00	12.77	100.0	V	243.0	5.7
5063.033333	---	43.05	54.00	10.95	100.0	V	164.0	8.7
5270.000000	52.94	---	68.20	15.26	200.0	H	229.0	8.8
7234.200000	54.63	---	68.20	13.57	200.0	H	220.0	11.2
7381.666667	---	45.40	54.00	8.60	200.0	H	327.0	11.5

Remark: 1. Correction Factor = Antenna factor+ Insertion loss (cable loss + amplifier gain)

This report shall not be reproduced except in full, without the written approval of TA Technology (Shanghai) Co., Ltd.

802.11n (HT20) CH140

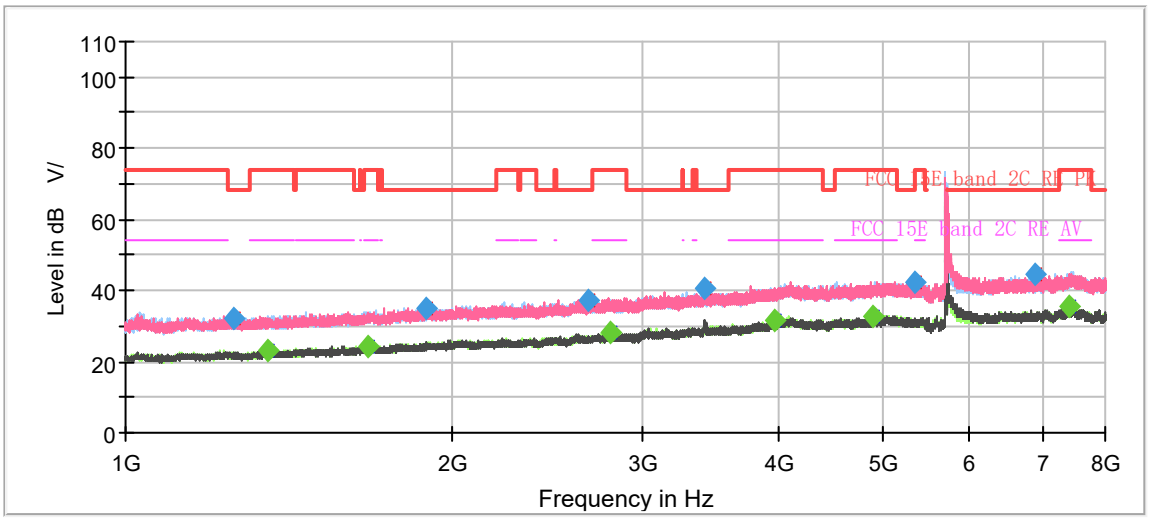

Note: The signal beyond the limit is carrier.

Radiates Emission from 1GHz to 8GHz

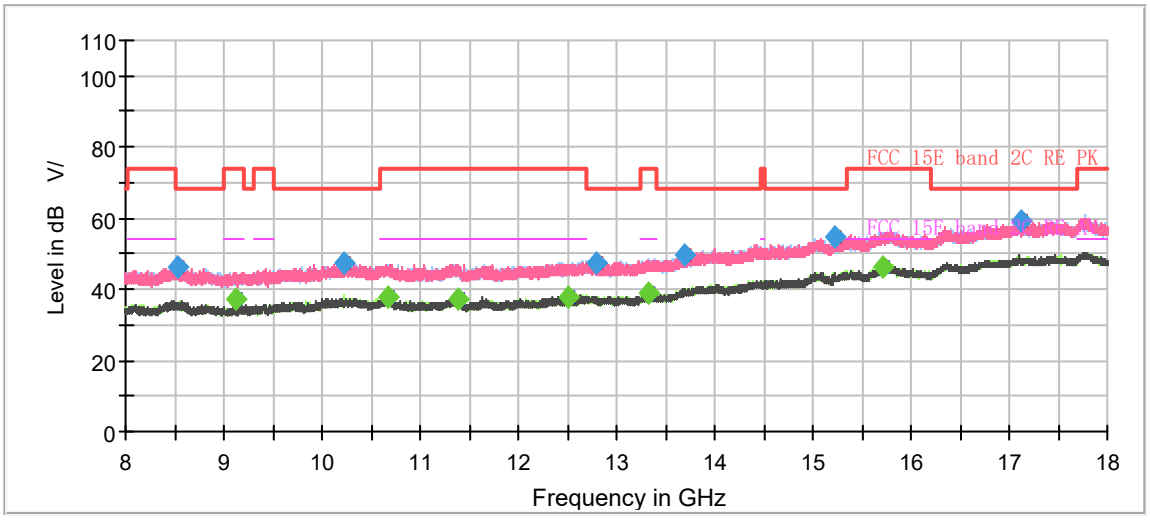

Radiates Emission from 8GHz to 18GHz

This report shall not be reproduced except in full, without the written approval of TA Technology (Shanghai) Co., Ltd.

Frequency (MHz)	Peak (dBuV/m)	Average (dBuV/m)	Limit (dBuV/m)	Margin (dB)	Height (cm)	Polarization	Azimuth (deg)	Correct Factor (dB)
1260.633333	32.32	---	68.20	35.88	200.0	H	89.0	-16.9
1354.433333	---	23.36	54.00	30.64	200.0	H	301.0	-16.5
1669.900000	---	24.49	54.00	29.51	100.0	V	196.0	-14.7
1893.900000	35.17	---	68.20	33.03	200.0	V	341.0	-13.4
2667.400000	37.51	---	68.20	30.69	200.0	V	141.0	-9.6
2803.666667	---	27.97	54.00	26.03	200.0	H	107.0	-9.1
3419.666667	40.43	---	68.20	27.77	100.0	V	353.0	-6.5
3963.800000	---	31.34	54.00	22.66	100.0	V	184.0	-4.1
4885.933333	---	32.97	54.00	21.03	200.0	V	27.0	-2.0
5344.900000	42.14	---	68.20	26.06	200.0	V	201.0	-1.3
6883.033333	44.39	---	68.20	23.81	200.0	H	335.0	0.7
7417.833333	---	35.27	54.00	18.73	200.0	H	293.0	1.5

Remark: 1. Correction Factor = Antenna factor+ Insertion loss (cable loss + amplifier gain)

This report shall not be reproduced except in full, without the written approval of TA Technology (Shanghai) Co., Ltd.

802.11n (HT20) CH149

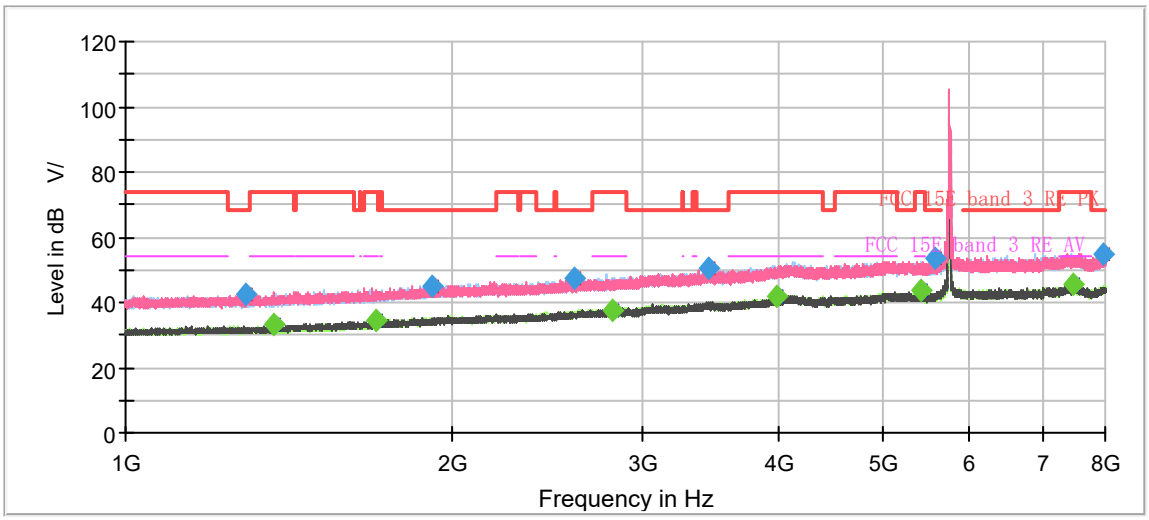

Note: The signal beyond the limit is carrier.

Radiates Emission from 1GHz to 8GHz

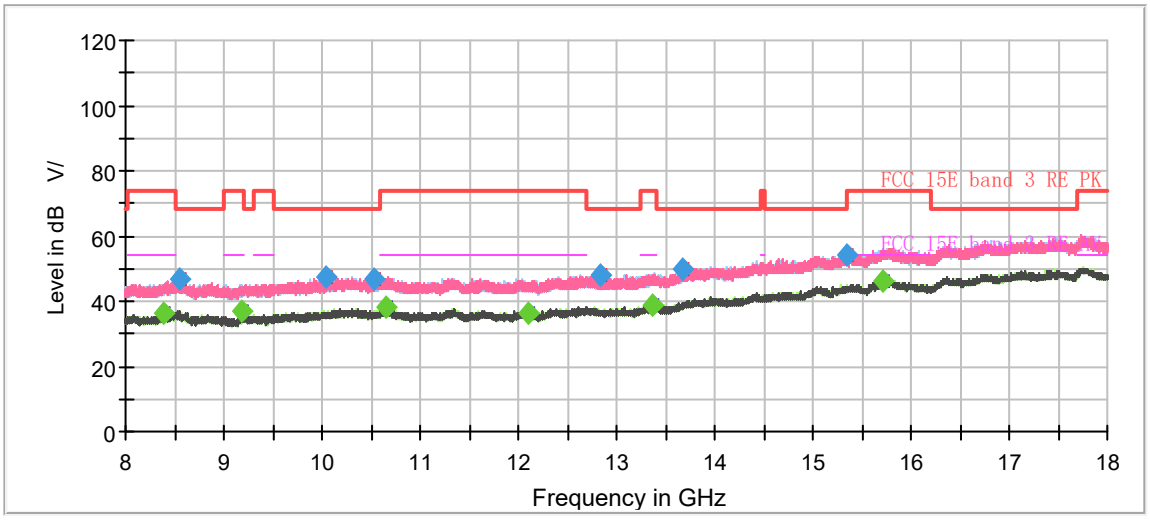

Radiates Emission from 8GHz to 18GHz

This report shall not be reproduced except in full, without the written approval of TA Technology (Shanghai) Co., Ltd.

Frequency (MHz)	Peak (dBuV/m)	Average (dBuV/m)	Limit (dBuV/m)	Margin (dB)	Height (cm)	Polarization	Azimuth (deg)	Correct Factor (dB)
1292.366667	42.61	---	68.20	25.59	200.0	H	253.0	-6.8
1369.833333	---	33.00	54.00	21.00	100.0	V	136.0	-6.4
1704.433333	---	34.18	54.00	19.82	200.0	V	0.0	-4.5
1914.200000	44.98	---	68.20	23.22	200.0	H	227.0	-3.2
2593.433333	47.22	---	68.20	20.98	100.0	V	197.0	0.0
2813.700000	---	37.69	54.00	16.31	100.0	H	72.0	1.0
3447.900000	50.70	---	68.20	17.50	100.0	V	304.0	3.6
3985.266667	---	41.61	54.00	12.39	100.0	V	329.0	6.1
5409.766667	---	43.64	54.00	10.36	200.0	H	166.0	8.7
5579.400000	53.68	---	68.20	14.52	200.0	V	0.0	9.0
7471.033333	---	45.28	54.00	8.72	100.0	H	0.0	11.5
7966.166667	54.66	---	68.20	13.54	100.0	V	312.0	11.9

Remark: 1. Correction Factor = Antenna factor+ Insertion loss (cable loss + amplifier gain)

This report shall not be reproduced except in full, without the written approval of TA Technology (Shanghai) Co., Ltd.

802.11n (HT20) CH157

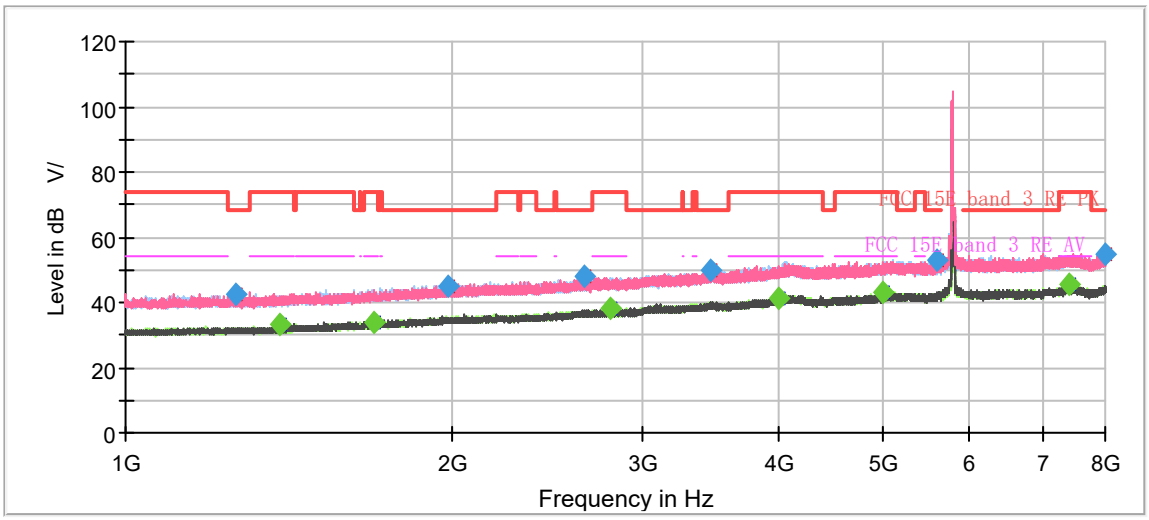

Note: The signal beyond the limit is carrier.

Radiates Emission from 1GHz to 8GHz

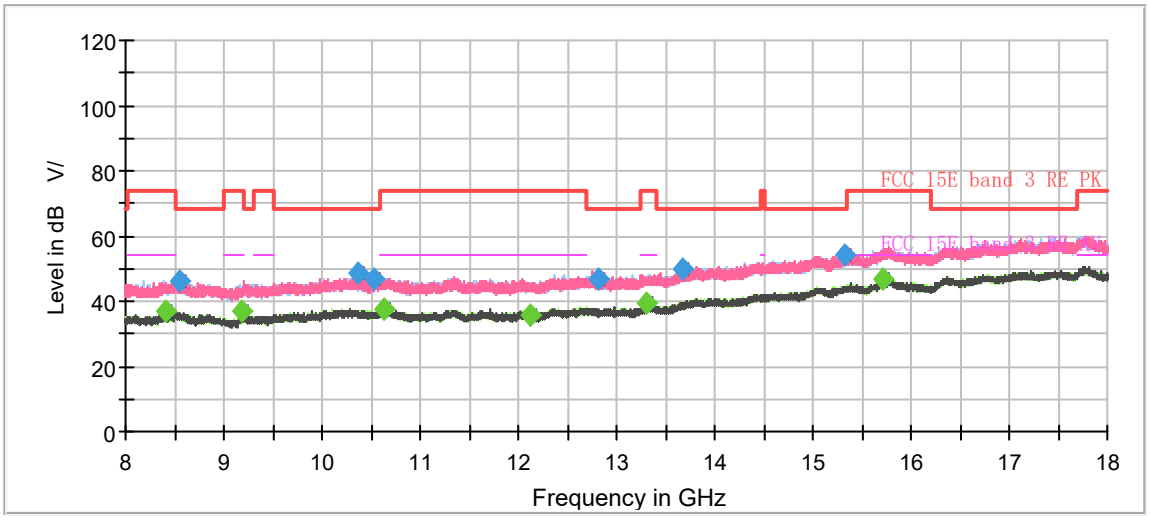

Radiates Emission from 8GHz to 18GHz

This report shall not be reproduced except in full, without the written approval of TA Technology (Shanghai) Co., Ltd.

Frequency (MHz)	Peak (dBuV/m)	Average (dBuV/m)	Limit (dBuV/m)	Margin (dB)	Height (cm)	Polarization	Azimuth (deg)	Correct Factor (dB)
1264.133333	42.18	---	68.20	26.02	200.0	H	155.0	-6.9
1385.000000	---	33.12	54.00	20.88	200.0	H	218.0	-6.3
1694.166667	---	34.14	54.00	19.86	200.0	V	149.0	-4.5
1982.800000	45.17	---	68.20	23.03	200.0	V	62.0	-2.8
2649.200000	47.85	---	68.20	20.35	100.0	V	226.0	0.3
2795.733333	---	38.39	54.00	15.61	200.0	H	253.0	0.9
3467.733333	49.66	---	68.20	18.54	200.0	V	0.0	3.6
3993.900000	---	41.15	54.00	12.85	100.0	V	295.0	6.1
4983.700000	---	43.25	54.00	10.75	200.0	V	166.0	8.6
5607.400000	53.22	---	68.20	14.98	100.0	V	286.0	9.1
7421.800000	---	45.32	54.00	8.68	200.0	H	7.0	11.5
7999.066667	54.70	---	68.20	13.50	100.0	V	217.0	11.9

Remark: 1. Correction Factor = Antenna factor+ Insertion loss (cable loss + amplifier gain)

This report shall not be reproduced except in full, without the written approval of TA Technology (Shanghai) Co., Ltd.

802.11n (HT20) CH165

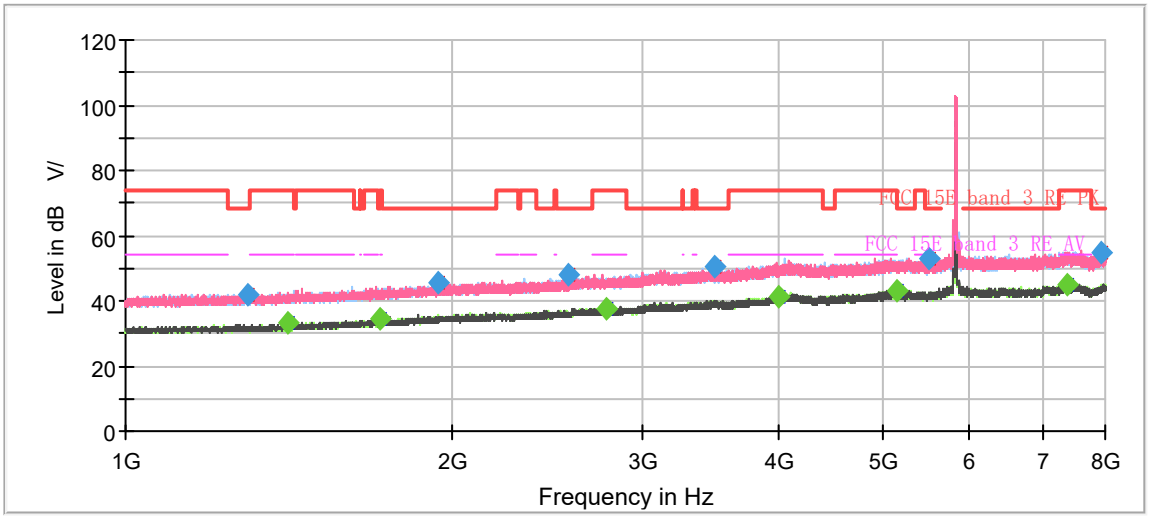

Note: The signal beyond the limit is carrier.

Radiates Emission from 1GHz to 8GHz

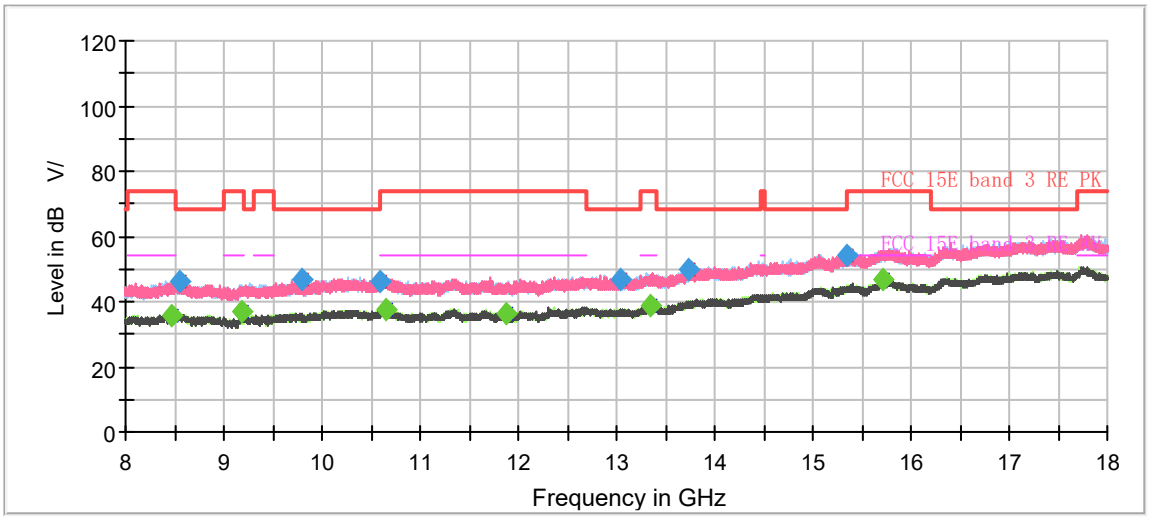

Radiates Emission from 8GHz to 18GHz

This report shall not be reproduced except in full, without the written approval of TA Technology (Shanghai) Co., Ltd.

Frequency (MHz)	Peak (dBuV/m)	Average (dBuV/m)	Limit (dBuV/m)	Margin (dB)	Height (cm)	Polarization	Azimuth (deg)	Correct Factor (dB)
1296.333333	41.99	---	68.20	26.21	200.0	H	67.0	-6.8
1409.033333	---	32.99	54.00	21.01	100.0	V	260.0	-6.1
1719.366667	---	34.38	54.00	19.62	100.0	V	286.0	-4.4
1943.833333	45.32	---	68.20	22.88	200.0	V	168.0	-3.0
2559.133333	47.76	---	68.20	20.44	200.0	H	155.0	-0.2
2777.533333	---	37.81	54.00	16.19	100.0	H	351.0	0.9
3496.900000	50.17	---	68.20	18.03	100.0	V	311.0	3.7
3995.766667	---	41.34	54.00	12.66	100.0	H	201.0	6.1
5146.566667	---	43.21	54.00	10.79	200.0	H	172.0	8.7
5493.066667	53.18	---	68.20	15.02	100.0	V	225.0	8.7
7373.033333	---	45.14	54.00	8.86	100.0	H	227.0	11.5
7942.133333	54.57	---	68.20	13.63	100.0	H	24.0	11.8

Remark: 1. Correction Factor = Antenna factor+ Insertion loss (cable loss + amplifier gain)

This report shall not be reproduced except in full, without the written approval of TA Technology (Shanghai) Co., Ltd.

802.11n (HT40) CH38

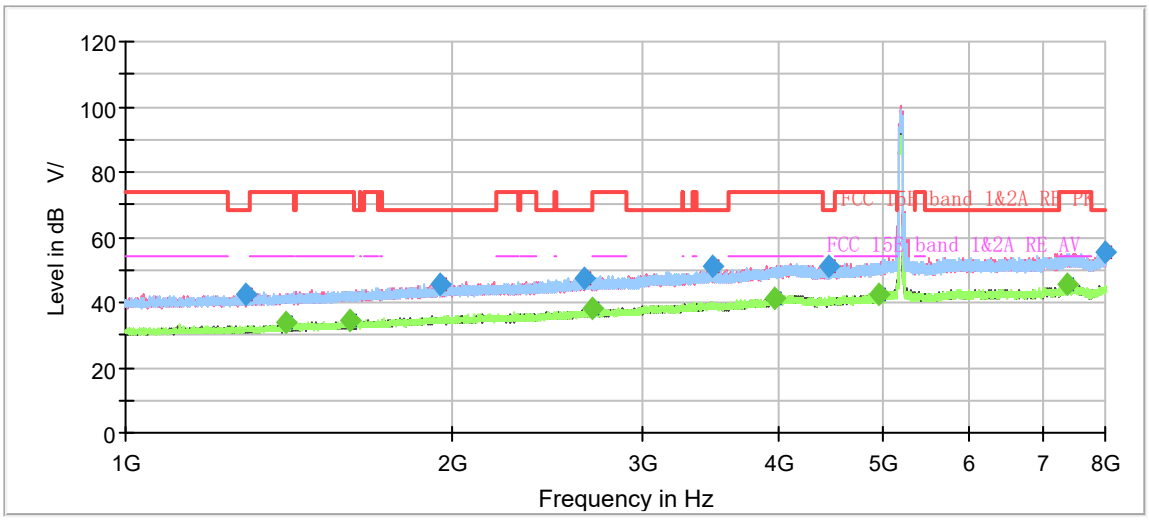

Note: The signal beyond the limit is carrier.

Radiates Emission from 1GHz to 8GHz

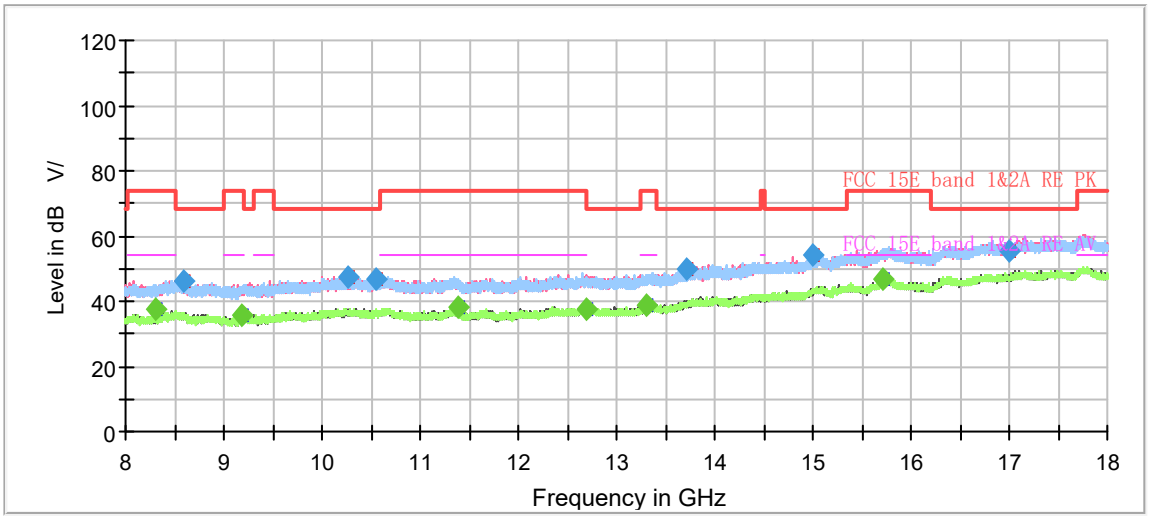

Radiates Emission from 8GHz to 18GHz

This report shall not be reproduced except in full, without the written approval of TA Technology (Shanghai) Co., Ltd.

Frequency (MHz)	Peak (dBuV/m)	Average (dBuV/m)	Limit (dBuV/m)	Margin (dB)	Height (cm)	Polarization	Azimuth (deg)	Correct Factor (dB)
1288.166667	42.60	---	68.20	25.60	100.0	H	1.0	-6.8
1404.600000	---	33.55	54.00	20.45	100.0	H	20.0	-6.1
1608.066667	---	34.35	54.00	19.65	200.0	V	342.0	-5.0
1950.833333	45.72	---	68.20	22.48	200.0	V	256.0	-3.0
2649.900000	47.68	---	68.20	20.52	200.0	V	3.0	0.3
2692.600000	---	37.88	54.00	16.12	200.0	V	270.0	0.5
3475.666667	50.77	---	68.20	17.43	200.0	V	249.0	3.7
3968.000000	---	41.52	54.00	12.48	200.0	H	0.0	5.9
4441.433333	50.81	---	68.20	17.39	100.0	V	78.0	6.3
4957.100000	---	42.47	54.00	11.53	200.0	V	349.0	8.4
7380.033333	---	45.38	54.00	8.62	200.0	V	297.0	11.5
7983.433333	55.43	---	68.20	12.77	200.0	V	115.0	11.9

Remark: 1. Correction Factor = Antenna factor+ Insertion loss (cable loss + amplifier gain)

This report shall not be reproduced except in full, without the written approval of TA Technology (Shanghai) Co., Ltd.

802.11n (HT40) CH46

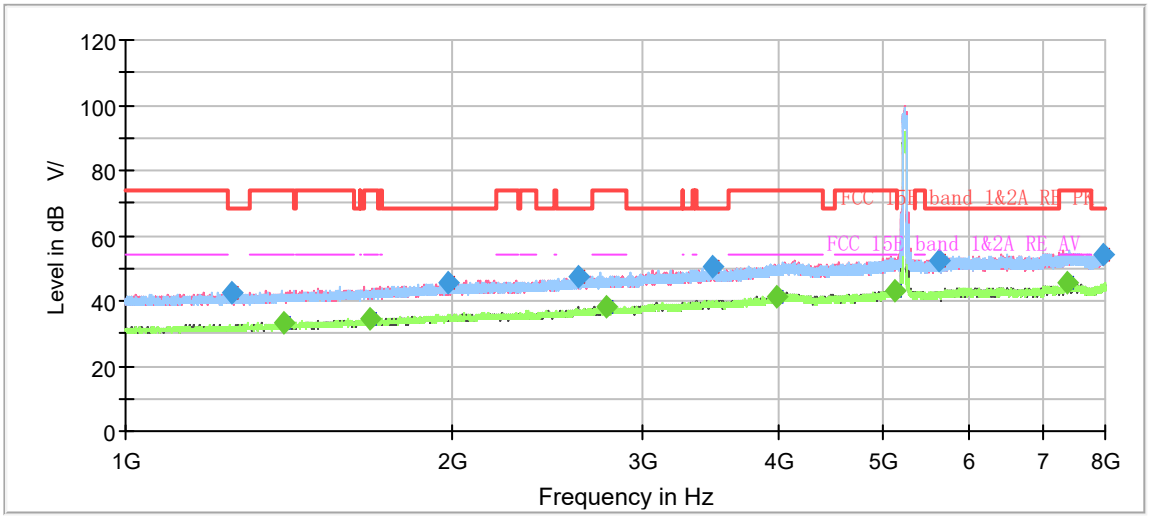

Note: The signal beyond the limit is carrier.

Radiates Emission from 1GHz to 8GHz

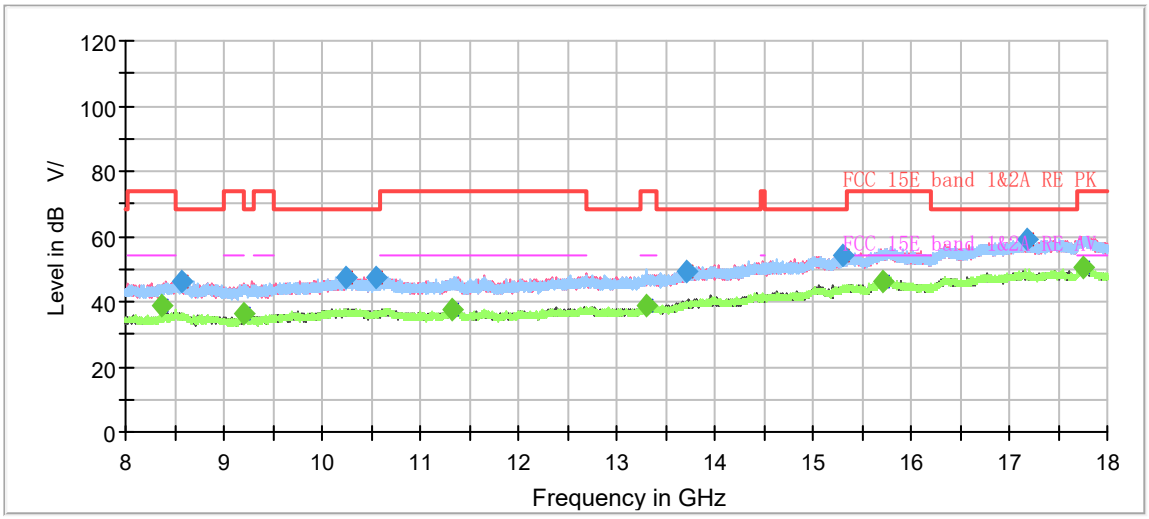

Radiates Emission from 8GHz to 18GHz

This report shall not be reproduced except in full, without the written approval of TA Technology (Shanghai) Co., Ltd.

Frequency (MHz)	Peak (dBuV/m)	Average (dBuV/m)	Limit (dBuV/m)	Margin (dB)	Height (cm)	Polarization	Azimuth (deg)	Correct Factor (dB)
1254.100000	42.35	---	68.20	25.85	200.0	H	225.0	-7.0
1397.600000	---	33.01	54.00	20.99	200.0	H	261.0	-6.2
1682.033333	---	34.41	54.00	19.59	200.0	V	335.0	-4.6
1982.566667	45.40	---	68.20	22.80	100.0	H	302.0	-2.8
2613.733333	47.54	---	68.20	20.66	100.0	V	12.0	0.1
2780.333333	---	38.01	54.00	15.99	100.0	H	240.0	0.9
3471.700000	50.69	---	68.20	17.51	100.0	V	168.0	3.6
3990.633333	---	41.41	54.00	12.59	200.0	V	293.0	6.1
5108.766667	---	43.24	54.00	10.76	200.0	V	308.0	8.7
5617.900000	52.54	---	68.20	15.66	100.0	H	0.0	9.1
7386.100000	---	45.46	54.00	8.54	200.0	V	125.0	11.5
7952.400000	54.43	---	68.20	13.77	200.0	H	36.0	11.8

Remark: 1. Correction Factor = Antenna factor+ Insertion loss (cable loss + amplifier gain)

This report shall not be reproduced except in full, without the written approval of TA Technology (Shanghai) Co., Ltd.

802.11n (HT40) CH54

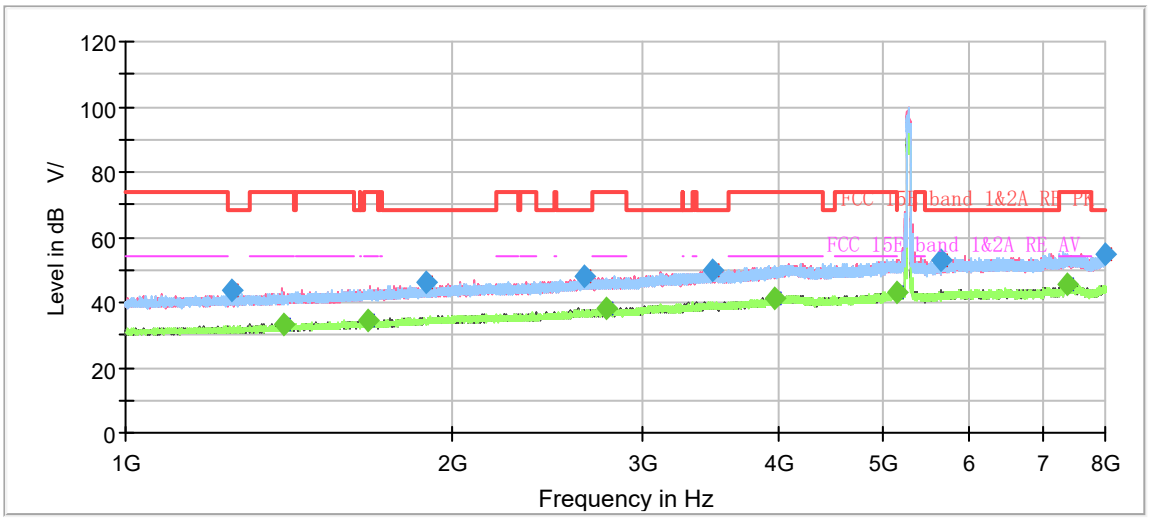

Note: The signal beyond the limit is carrier.

Radiates Emission from 1GHz to 8GHz

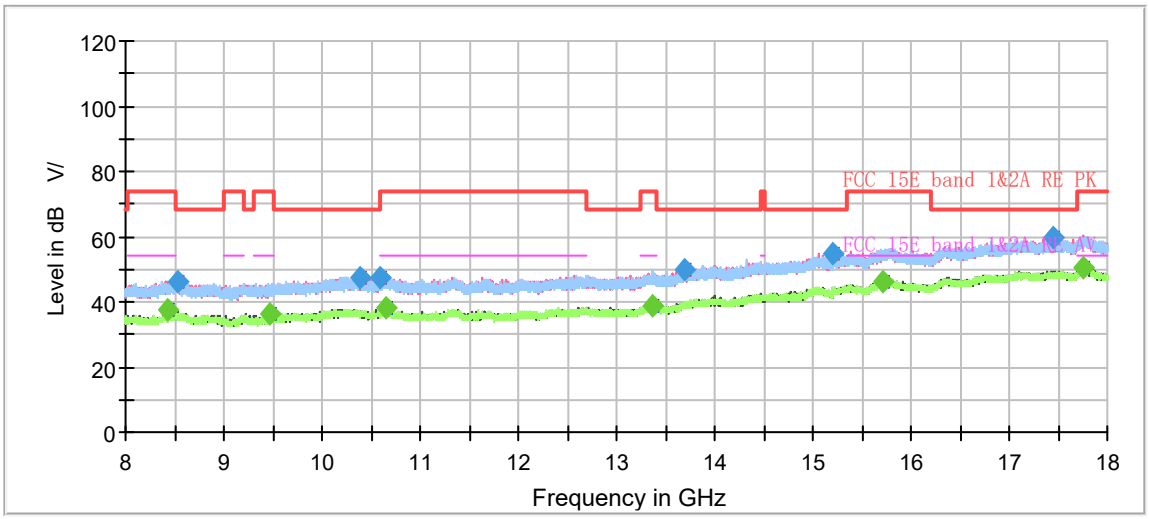

Radiates Emission from 8GHz to 18GHz

This report shall not be reproduced except in full, without the written approval of TA Technology (Shanghai) Co., Ltd.

Frequency (MHz)	Peak (dBuV/m)	Average (dBuV/m)	Limit (dBuV/m)	Margin (dB)	Height (cm)	Polarization	Azimuth (deg)	Correct Factor (dB)
1253.166667	43.91	---	68.20	24.29	200.0	H	186.0	-7.0
1399.000000	---	33.19	54.00	20.81	200.0	H	66.0	-6.2
1670.833333	---	34.45	54.00	19.55	100.0	H	306.0	-4.7
1895.066667	45.96	---	68.20	22.24	200.0	H	265.0	-3.4
2644.066667	47.75	---	68.20	20.45	200.0	H	66.0	0.3
2779.633333	---	38.02	54.00	15.98	100.0	V	96.0	0.9
3478.000000	49.81	---	68.20	18.39	200.0	V	290.0	3.7
3964.733333	---	41.34	54.00	12.66	200.0	V	137.0	5.9
5144.466667	---	43.19	54.00	10.81	100.0	H	313.0	8.7
5638.433333	52.88	---	68.20	15.32	100.0	H	213.0	9.2
7388.200000	---	45.38	54.00	8.62	200.0	V	328.0	11.5
7991.133333	54.83	---	68.20	13.37	200.0	V	109.0	11.9

Remark: 1. Correction Factor = Antenna factor+ Insertion loss (cable loss + amplifier gain)

This report shall not be reproduced except in full, without the written approval of TA Technology (Shanghai) Co., Ltd.

802.11n (HT40) CH62

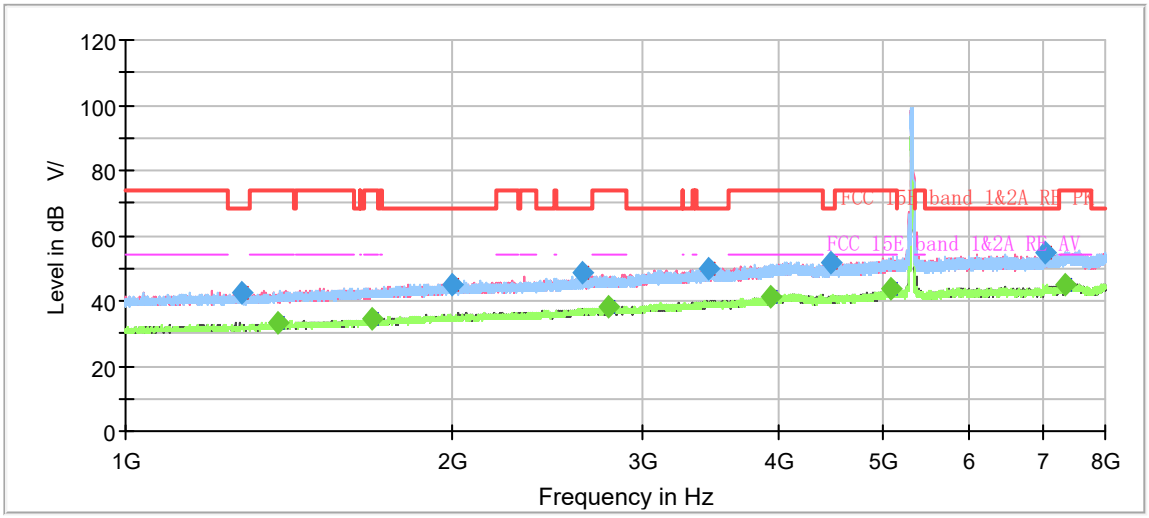

Note: The signal beyond the limit is carrier.

Radiates Emission from 1GHz to 8GHz

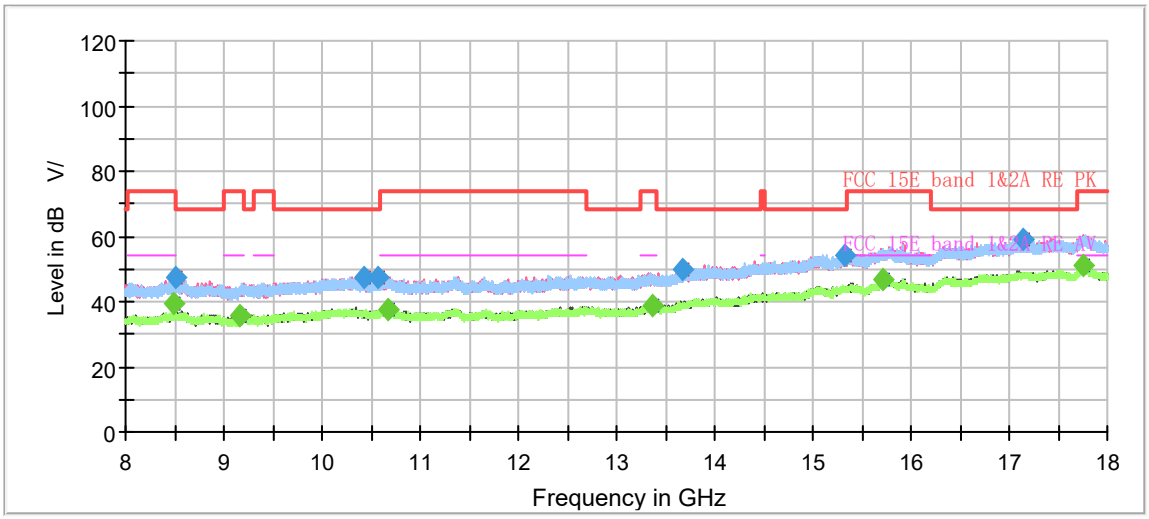

Radiates Emission from 8GHz to 18GHz

This report shall not be reproduced except in full, without the written approval of TA Technology (Shanghai) Co., Ltd.

Frequency (MHz)	Peak (dBuV/m)	Average (dBuV/m)	Limit (dBuV/m)	Margin (dB)	Height (cm)	Polarization	Azimuth (deg)	Correct Factor (dB)
1279.066667	42.45	---	68.20	25.75	100.0	V	224.0	-6.8
1382.900000	---	33.30	54.00	20.70	200.0	V	76.0	-6.3
1688.333333	---	34.38	54.00	19.62	100.0	V	224.0	-4.6
1997.033333	45.16	---	68.20	23.04	200.0	V	276.0	-2.7
2632.400000	48.91	---	68.20	19.29	100.0	H	234.0	0.2
2785.933333	---	38.21	54.00	15.79	200.0	H	334.0	0.9
3443.000000	49.90	---	68.20	18.30	200.0	H	224.0	3.6
3939.300000	---	41.50	54.00	12.50	200.0	V	69.0	5.7
4461.266667	51.41	---	68.20	16.79	100.0	V	203.0	6.4
5076.100000	---	43.52	54.00	10.48	100.0	H	312.0	8.7
7041.233333	54.63	---	68.20	13.57	100.0	H	24.0	10.9
7353.900000	---	45.05	54.00	8.95	100.0	V	126.0	11.5

Remark: 1. Correction Factor = Antenna factor+ Insertion loss (cable loss + amplifier gain)

This report shall not be reproduced except in full, without the written approval of TA Technology (Shanghai) Co., Ltd.

802.11n (HT40) CH102

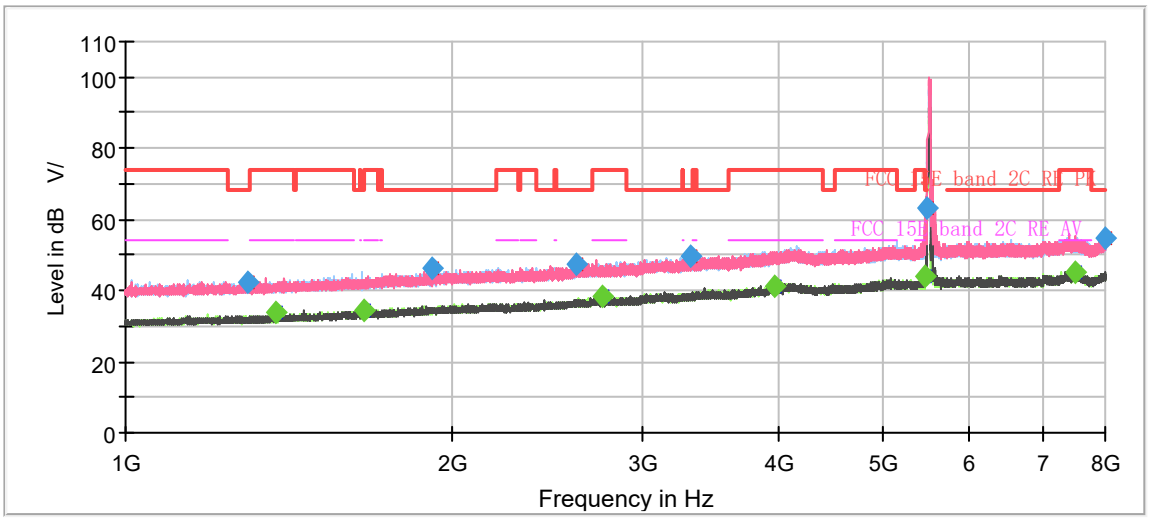

Note: The sign al beyond the limit is carrier.

Radiates Emission from 1GHz to 8GHz

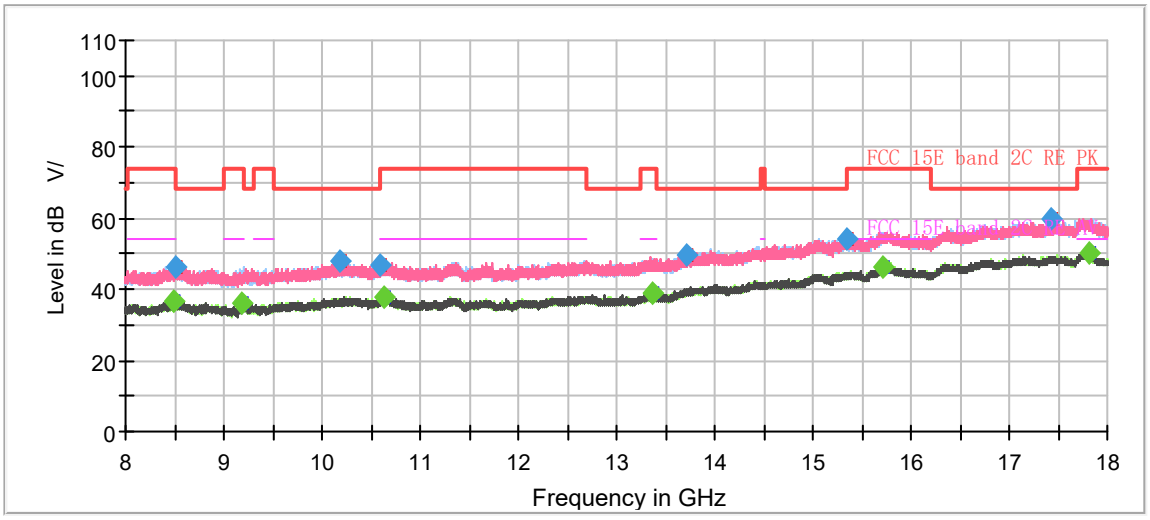

Radiates Emission from 8GHz to 18GHz

This report shall not be reproduced except in full, without the written approval of TA Technology (Shanghai) Co., Ltd.

Frequency (MHz)	Peak (dBuV/m)	Average (dBuV/m)	Limit (dBuV/m)	Margin (dB)	Height (cm)	Polarization	Azimuth (deg)	Correct Factor (dB)
1298.200000	42.17	---	68.20	26.03	200.0	H	164.0	-6.8
1375.900000	---	33.63	54.00	20.37	200.0	H	85.0	-6.3
1660.566667	---	34.36	54.00	19.64	100.0	V	0.0	-4.7
1916.300000	46.08	---	68.20	22.12	200.0	V	227.0	-3.2
2599.733333	47.53	---	68.20	20.67	200.0	H	341.0	0.0
2756.066667	---	38.24	54.00	15.76	100.0	V	0.0	0.8
3324.233333	49.67	---	68.20	18.53	200.0	H	341.0	3.1
3965.433333	---	41.24	54.00	12.76	100.0	V	270.0	5.9
5457.600000	---	44.01	54.00	9.99	200.0	V	175.0	8.7
5469.733333	63.11	---	68.20	5.09	200.0	V	333.0	8.7
7518.633333	---	45.12	54.00	8.88	100.0	H	244.0	11.5
7983.900000	54.97	---	68.20	13.23	100.0	H	131.0	11.9

Remark: 1. Correction Factor = Antenna factor+ Insertion loss (cable loss + amplifier gain)

This report shall not be reproduced except in full, without the written approval of TA Technology (Shanghai) Co., Ltd.

802.11n (HT40) CH118

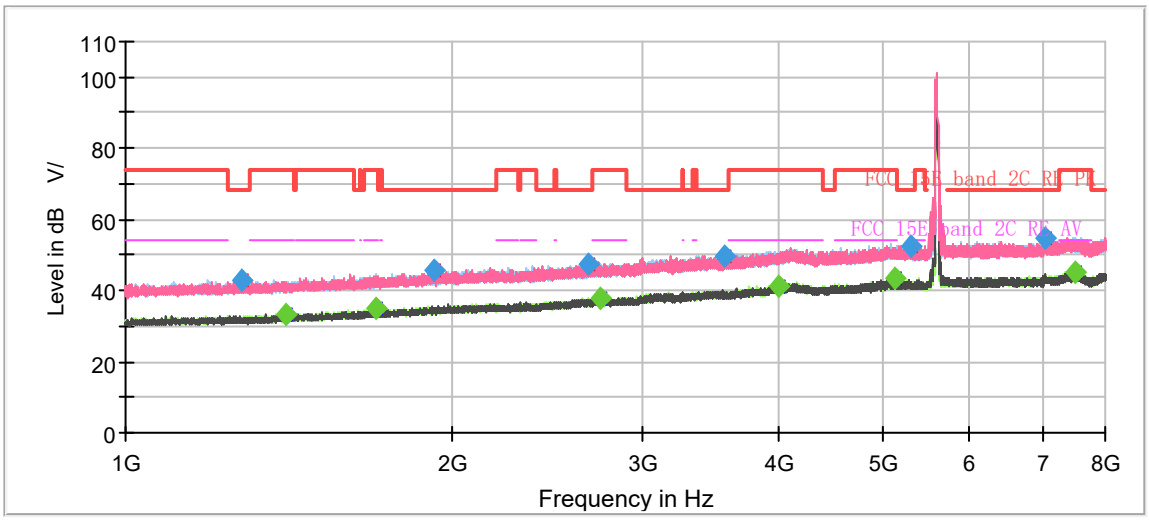

Note: The signal beyond the limit is carrier.

Radiates Emission from 1GHz to 8GHz

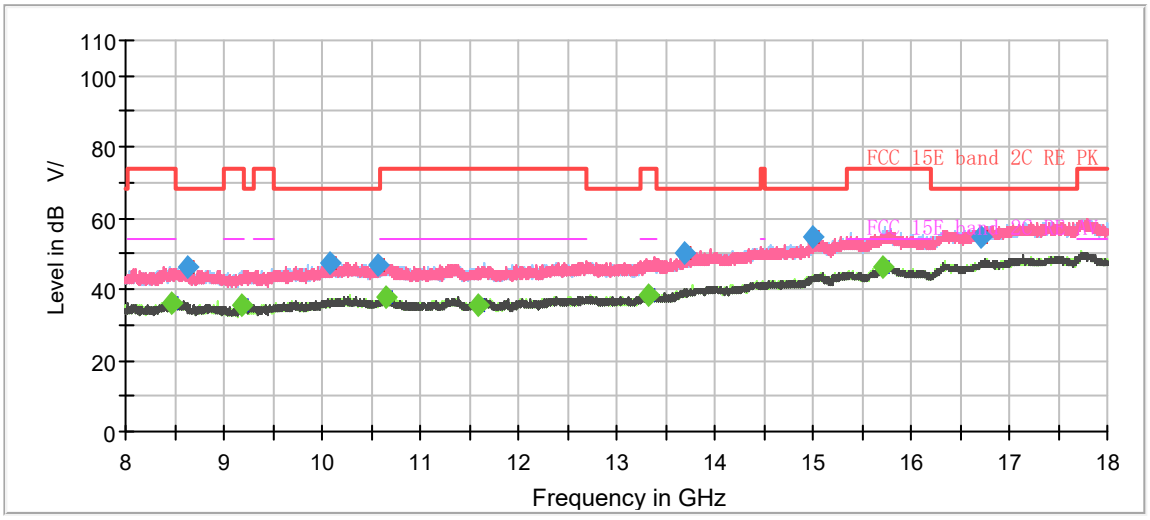

Radiates Emission from 8GHz to 18GHz

This report shall not be reproduced except in full, without the written approval of TA Technology (Shanghai) Co., Ltd.

Frequency (MHz)	Peak (dBuV/m)	Average (dBuV/m)	Limit (dBuV/m)	Margin (dB)	Height (cm)	Polarization	Azimuth (deg)	Correct Factor (dB)
1278.366667	42.75	---	68.20	25.45	200.0	V	37.0	-6.8
1406.466667	---	33.39	54.00	20.61	200.0	H	210.0	-6.1
1698.833333	---	34.82	54.00	19.18	100.0	H	288.0	-4.5
1924.933333	45.97	---	68.20	22.23	200.0	H	0.0	-3.1
2667.400000	47.19	---	68.20	21.01	100.0	H	123.0	0.4
2744.633333	---	37.79	54.00	16.21	200.0	H	201.0	0.7
3565.733333	49.84	---	68.20	18.36	200.0	H	279.0	3.9
3991.800000	---	41.21	54.00	12.79	200.0	V	37.0	6.1
5129.066667	---	43.40	54.00	10.60	200.0	H	192.0	8.7
5286.800000	52.48	---	68.20	15.72	200.0	H	236.0	8.8
7043.566667	54.75	---	68.20	13.45	200.0	H	96.0	10.9
7513.033333	---	44.93	54.00	9.07	200.0	V	0.0	11.5

Remark: 1. Correction Factor = Antenna factor+ Insertion loss (cable loss + amplifier gain)

This report shall not be reproduced except in full, without the written approval of TA Technology (Shanghai) Co., Ltd.

802.11n (HT40) CH134

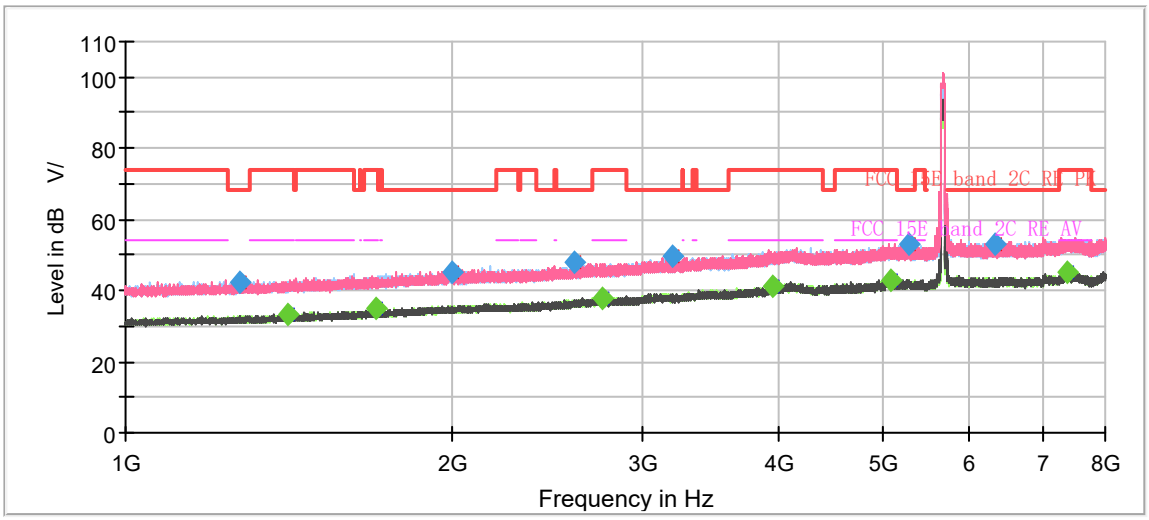

Note: The signal beyond the limit is carrier.

Radiates Emission from 1GHz to 8GHz

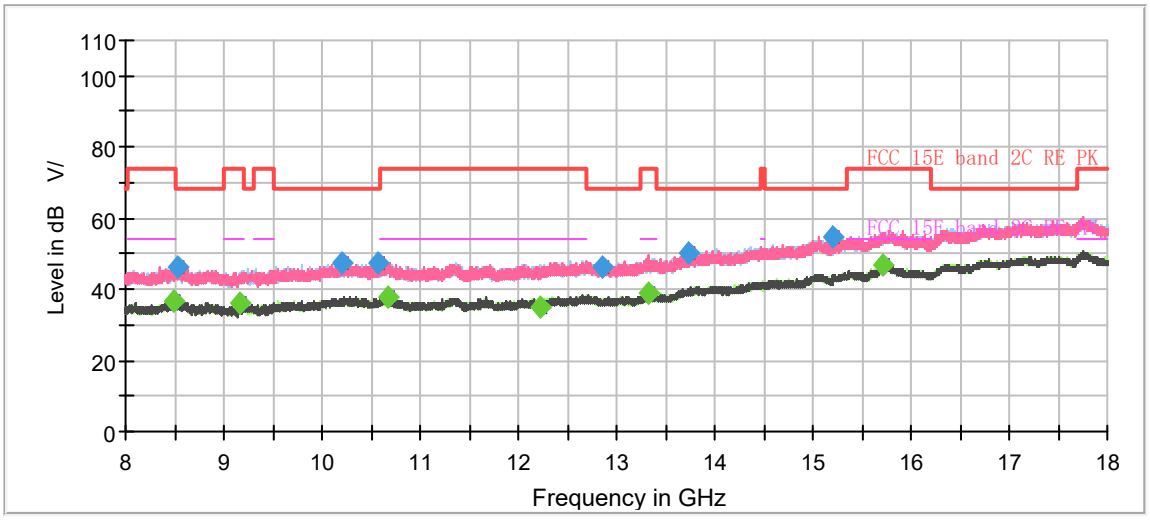

Radiates Emission from 8GHz to 18GHz

This report shall not be reproduced except in full, without the written approval of TA Technology (Shanghai) Co., Ltd.

Frequency (MHz)	Peak (dBuV/m)	Average (dBuV/m)	Limit (dBuV/m)	Margin (dB)	Height (cm)	Polarization	Azimuth (deg)	Correct Factor (dB)
1276.733333	42.58	---	68.20	25.62	100.0	H	347.0	-6.8
1410.900000	---	33.25	54.00	20.75	100.0	V	0.0	-6.1
1699.066667	---	35.22	54.00	18.78	200.0	H	139.0	-4.5
1998.200000	45.25	---	68.20	22.95	100.0	H	29.0	-2.7
2594.600000	48.15	---	68.20	20.05	100.0	V	273.0	0.0
2750.000000	---	37.68	54.00	16.32	200.0	V	0.0	0.8
3188.433333	49.53	---	68.20	18.68	100.0	H	237.0	2.6
3955.866667	---	41.26	54.00	12.74	100.0	V	307.0	5.9
5083.333333	---	43.14	54.00	10.86	100.0	V	125.0	8.7
5281.900000	53.11	---	68.20	15.09	200.0	H	316.0	8.8
6340.533333	52.99	---	68.20	15.21	100.0	V	255.0	10.2
7387.033333	---	45.25	54.00	8.75	100.0	H	100.0	11.5

Remark: 1. Correction Factor = Antenna factor+ Insertion loss (cable loss + amplifier gain)

This report shall not be reproduced except in full, without the written approval of TA Technology (Shanghai) Co., Ltd.

802.11n (HT40) CH151

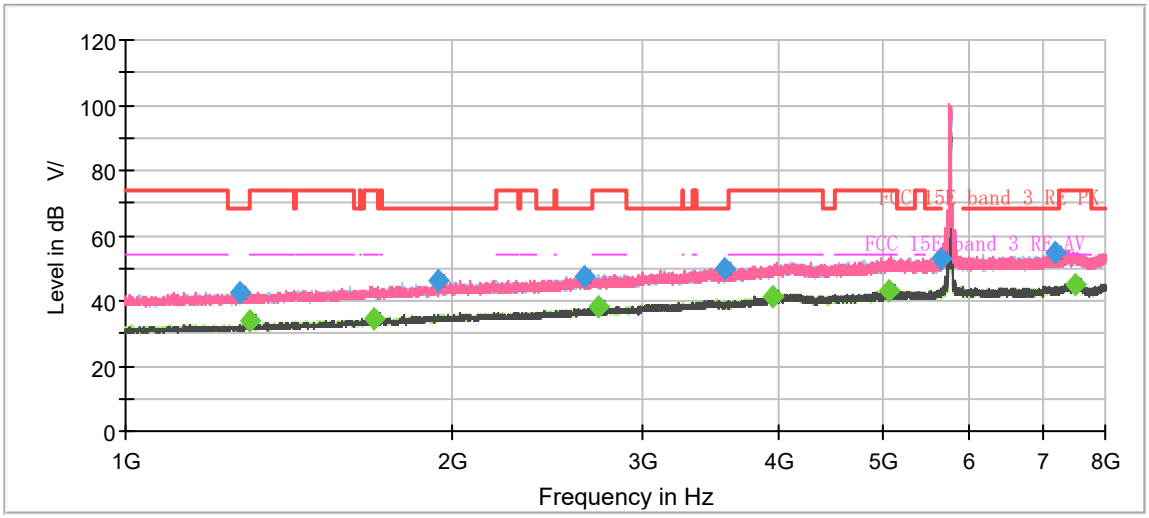

Note: The signal beyond the limit is carrier.

Radiates Emission from 1GHz to 8GHz

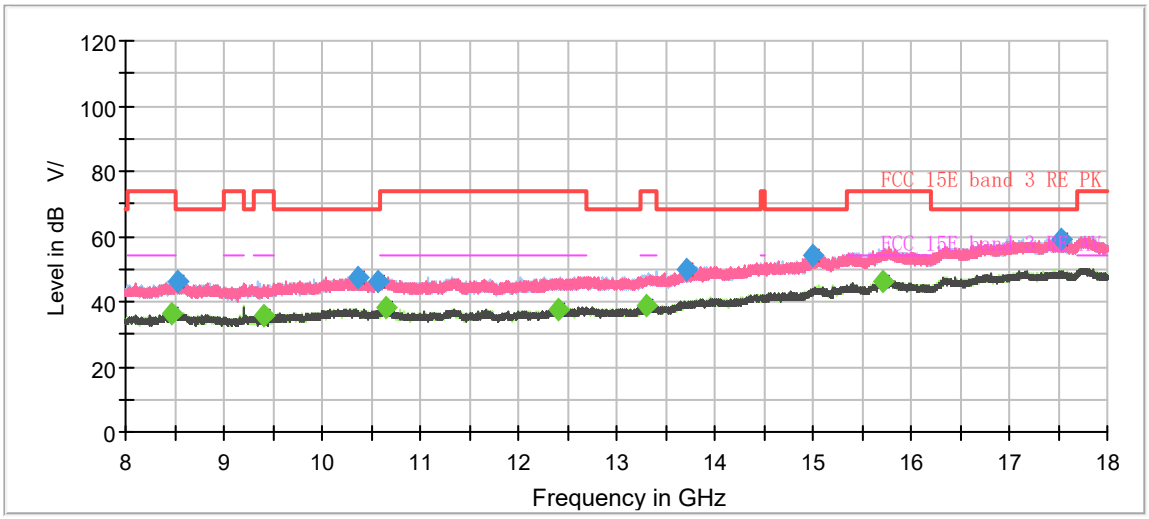

Radiates Emission from 8GHz to 18GHz

This report shall not be reproduced except in full, without the written approval of TA Technology (Shanghai) Co., Ltd.

Frequency (MHz)	Peak (dBuV/m)	Average (dBuV/m)	Limit (dBuV/m)	Margin (dB)	Height (cm)	Polarization	Azimuth (deg)	Correct Factor (dB)
1271.600000	42.40	---	68.20	25.80	100.0	V	50.0	-6.9
1304.033333	---	33.56	54.00	20.44	100.0	H	213.0	-6.7
1694.866667	---	34.40	54.00	19.60	100.0	V	332.0	-4.5
1942.900000	46.28	---	68.20	21.92	100.0	H	161.0	-3.0
2643.600000	47.53	---	68.20	20.67	200.0	V	318.0	0.3
2723.400000	---	38.17	54.00	15.83	200.0	H	273.0	0.6
3572.500000	49.70	---	68.20	18.50	200.0	V	341.0	3.9
3957.266667	---	41.18	54.00	12.82	200.0	V	274.0	5.9
5053.233333	---	42.89	54.00	11.11	200.0	V	0.0	8.7
5640.066667	53.10	---	68.20	15.10	100.0	V	116.0	9.2
7189.633333	54.79	---	68.20	13.41	100.0	H	274.0	11.2
7509.766667	---	45.05	54.00	8.95	100.0	V	88.0	11.5

Remark: 1. Correction Factor = Antenna factor+ Insertion loss (cable loss + amplifier gain)

This report shall not be reproduced except in full, without the written approval of TA Technology (Shanghai) Co., Ltd.

802.11n (HT40) CH159

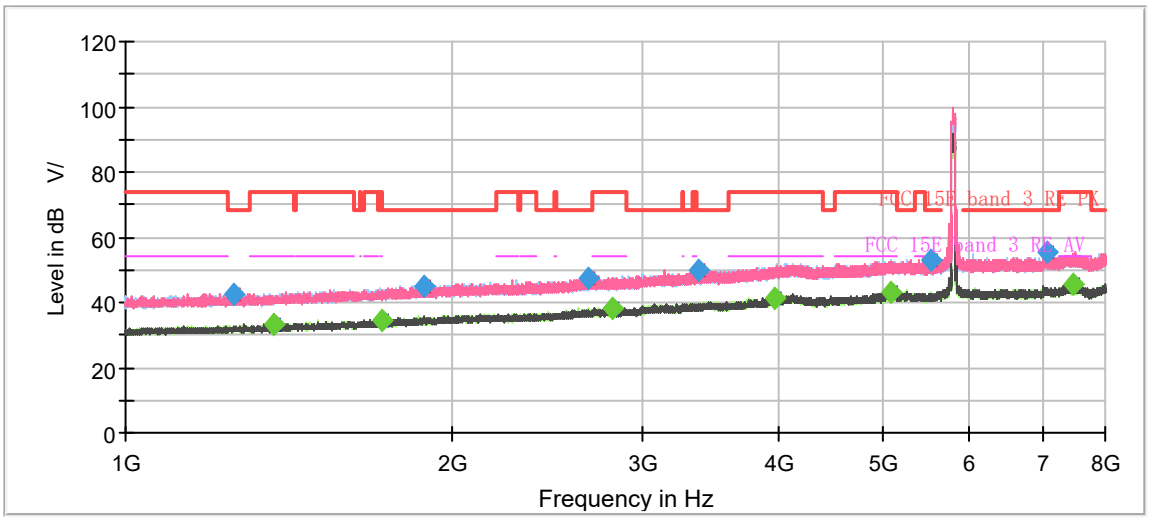

Note: The signal beyond the limit is carrier.

Radiates Emission from 1GHz to 8GHz

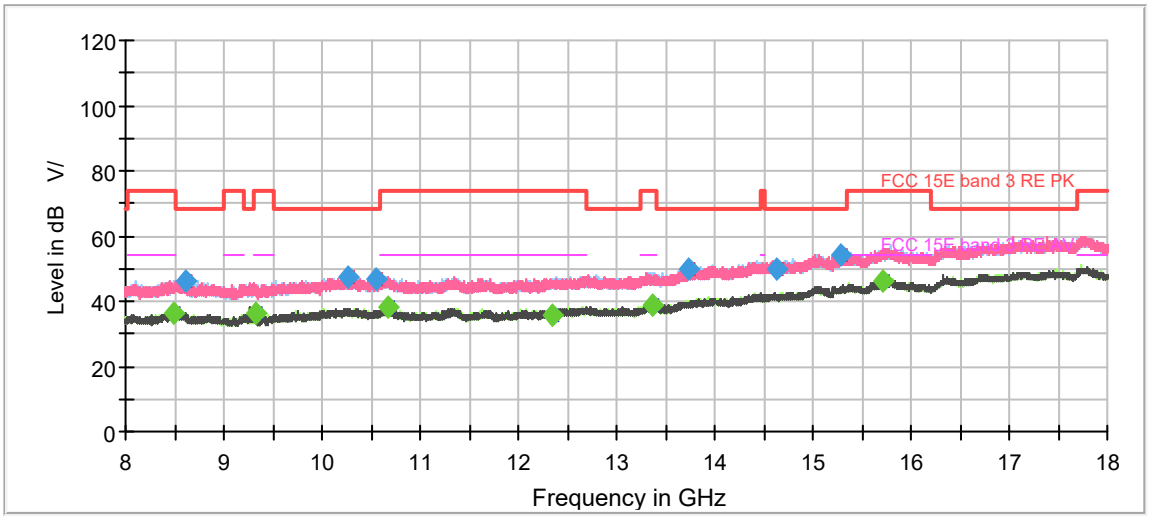

Radiates Emission from 8GHz to 18GHz

This report shall not be reproduced except in full, without the written approval of TA Technology (Shanghai) Co., Ltd.

Frequency (MHz)	Peak (dBuV/m)	Average (dBuV/m)	Limit (dBuV/m)	Margin (dB)	Height (cm)	Polarization	Azimuth (deg)	Correct Factor (dB)
1259.233333	42.56	---	68.20	25.64	100.0	H	0.0	-7.0
1372.400000	---	33.46	54.00	20.54	100.0	H	159.0	-6.4
1721.233333	---	34.65	54.00	19.35	100.0	H	99.0	-4.4
1886.666667	45.23	---	68.20	22.97	100.0	V	150.0	-3.4
2671.366667	47.34	---	68.20	20.86	200.0	H	342.0	0.4
2812.533333	---	38.20	54.00	15.80	200.0	H	297.0	1.0
3370.433333	49.75	---	68.20	18.45	200.0	V	246.0	3.3
3964.966667	---	41.40	54.00	12.60	100.0	H	21.0	5.9
5085.200000	---	43.22	54.00	10.78	200.0	H	202.0	8.7
5523.166667	52.85	---	68.20	15.35	100.0	H	108.0	8.7
7083.000000	55.10	---	68.20	13.10	100.0	V	104.0	11.0
7488.300000	---	45.39	54.00	8.61	100.0	H	56.0	11.5

Remark: 1. Correction Factor = Antenna factor+ Insertion loss (cable loss + amplifier gain)

This report shall not be reproduced except in full, without the written approval of TA Technology (Shanghai) Co., Ltd.

802.11ac (VHT80) CH42

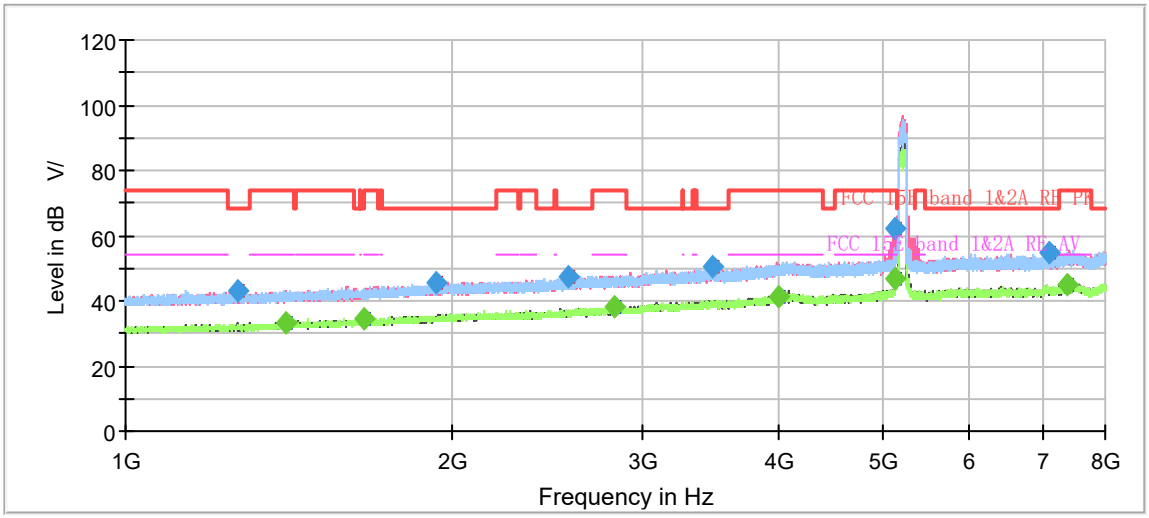

Note: The signal beyond the limit is carrier.

Radiates Emission from 1GHz to 8GHz

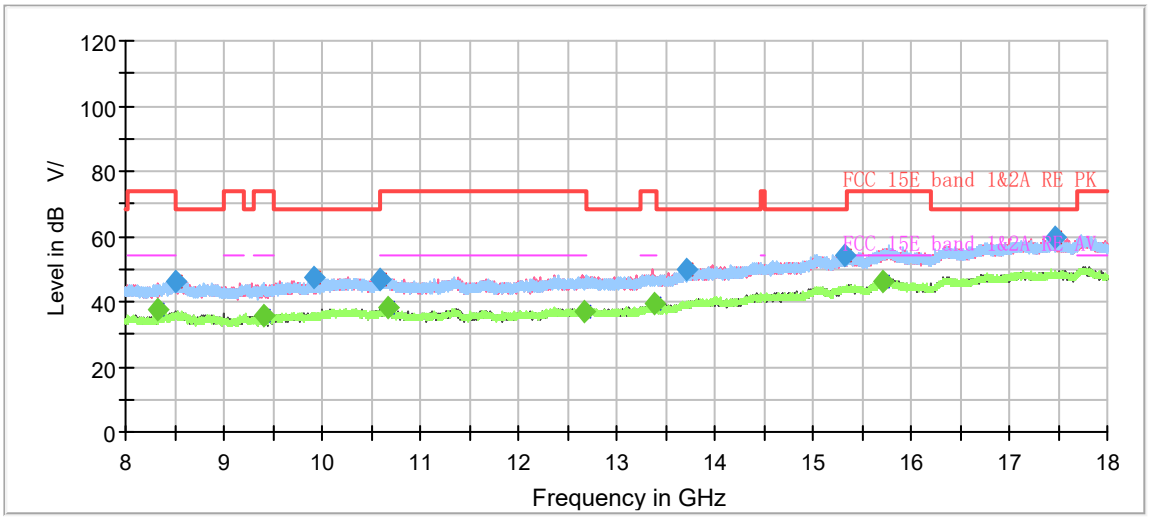

Radiates Emission from 8GHz to 18GHz

This report shall not be reproduced except in full, without the written approval of TA Technology (Shanghai) Co., Ltd.

Frequency (MHz)	Peak (dBuV/m)	Average (dBuV/m)	Limit (dBuV/m)	Margin (dB)	Height (cm)	Polarization	Azimuth (deg)	Correct Factor (dB)
1269.500000	43.08	---	68.20	25.12	200.0	V	300.0	-6.9
1405.300000	---	33.46	54.00	20.54	200.0	H	268.0	-6.1
1660.100000	---	34.43	54.00	19.57	200.0	V	308.0	-4.7
1932.866667	45.42	---	68.20	22.78	100.0	H	222.0	-3.1
2555.166667	47.42	---	68.20	20.78	100.0	H	188.0	-0.3
2823.033333	---	38.06	54.00	15.94	200.0	V	336.0	1.0
3473.333333	50.41	---	68.20	17.79	100.0	V	261.0	3.6
3993.666667	---	41.52	54.00	12.48	200.0	V	92.0	6.1
5111.566667	62.38	---	74.00	11.62	100.0	V	36.0	8.7
5118.333333	---	47.01	54.00	6.99	100.0	V	0.0	8.7
7106.333333	54.87	---	68.20	13.33	200.0	H	95.0	11.0
7363.933333	---	45.04	54.00	8.96	200.0	H	10.0	11.5

Remark: 1. Correction Factor = Antenna factor+ Insertion loss (cable loss + amplifier gain)

This report shall not be reproduced except in full, without the written approval of TA Technology (Shanghai) Co., Ltd.

802.11ac (VHT80) CH58

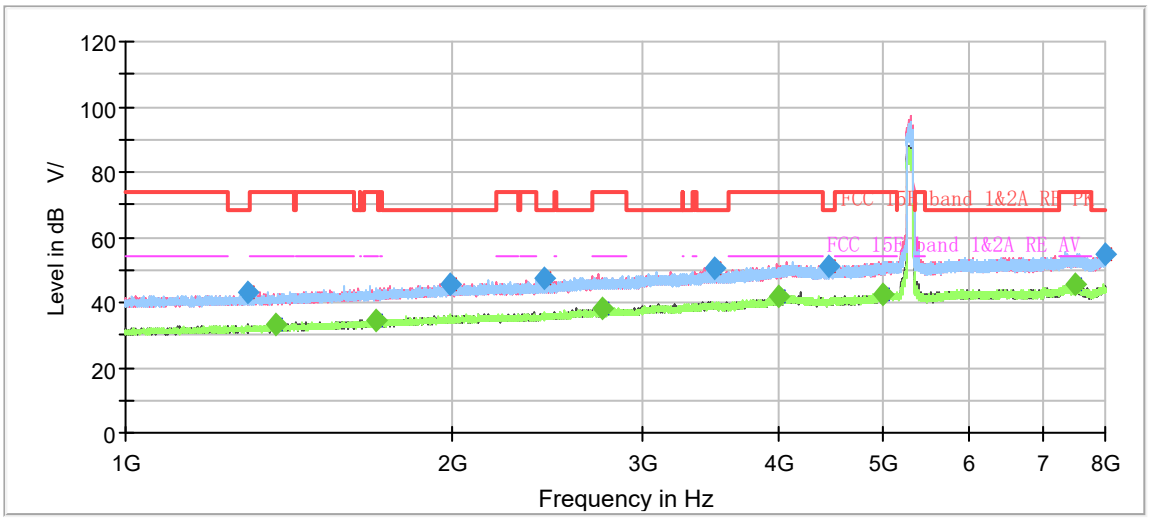

Note: The signal beyond the limit is carrier.

Radiates Emission from 1GHz to 8GHz

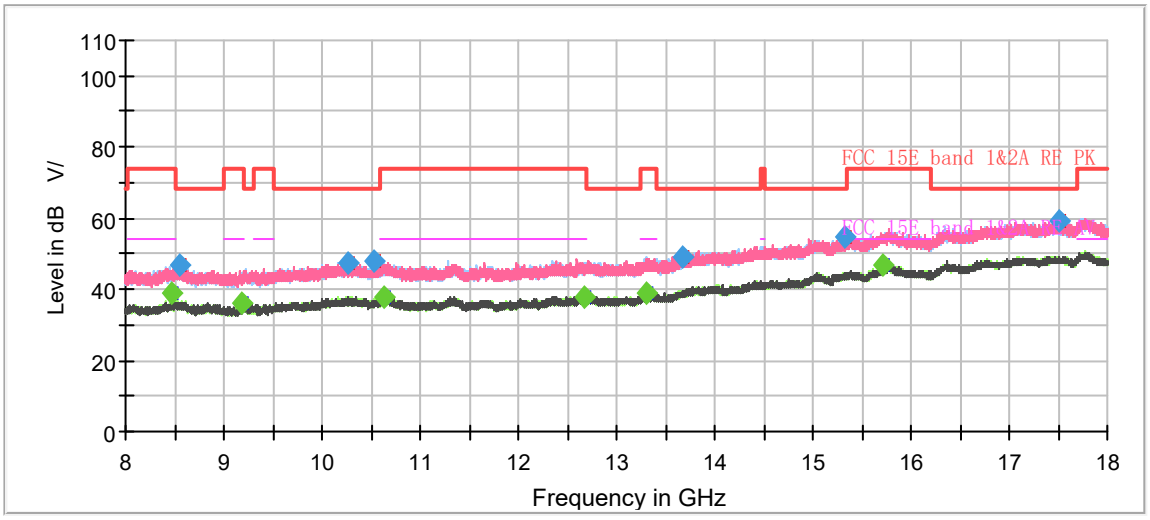

Radiates Emission from 8GHz to 18GHz

This report shall not be reproduced except in full, without the written approval of TA Technology (Shanghai) Co., Ltd.

Frequency (MHz)	Peak (dBuV/m)	Average (dBuV/m)	Limit (dBuV/m)	Margin (dB)	Height (cm)	Polarization	Azimuth (deg)	Correct Factor (dB)
1298.433333	43.15	---	68.20	25.05	100.0	V	69.0	-6.8
1376.833333	---	33.24	54.00	20.76	100.0	V	189.0	-6.3
1703.733333	---	34.34	54.00	19.67	100.0	H	318.0	-4.5
1989.333333	45.83	---	68.20	22.37	200.0	V	206.0	-2.7
2431.500000	47.66	---	68.20	20.54	100.0	V	224.0	-1.0
2752.800000	---	38.26	54.00	15.74	200.0	V	20.0	0.8
3488.500000	50.32	---	68.20	17.88	100.0	H	19.0	3.7
3995.766667	---	41.92	54.00	12.08	100.0	H	134.0	6.1
4455.666667	51.16	---	68.20	17.04	200.0	H	96.0	6.3
4996.766667	---	42.41	54.00	11.59	200.0	V	0.0	8.7
7513.733333	---	45.41	54.00	8.59	200.0	H	145.0	11.5
7993.000000	55.01	---	68.20	13.19	200.0	H	32.0	11.9

Remark: 1. Correction Factor = Antenna factor+ Insertion loss (cable loss + amplifier gain)

This report shall not be reproduced except in full, without the written approval of TA Technology (Shanghai) Co., Ltd.

802.11ac (VHT80) CH106

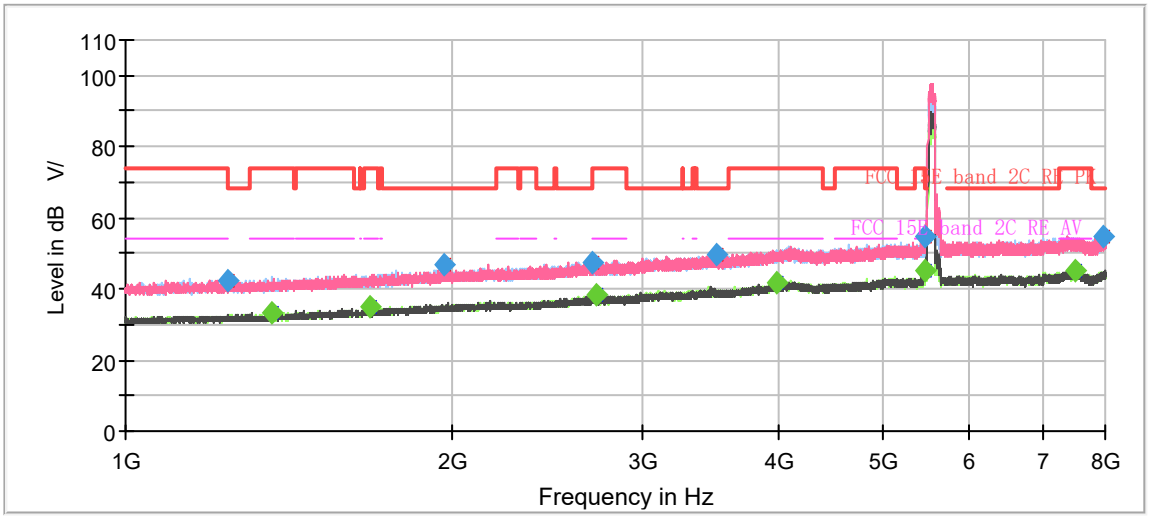

Note: The signal beyond the limit is carrier.

Radiates Emission from 1GHz to 8GHz

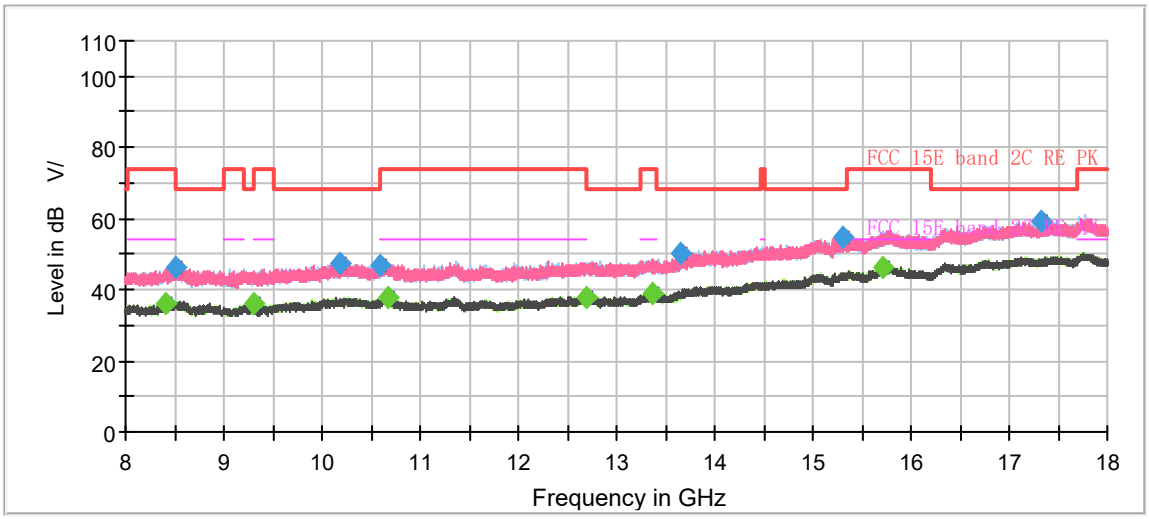

Radiates Emission from 8GHz to 18GHz

This report shall not be reproduced except in full, without the written approval of TA Technology (Shanghai) Co., Ltd.

Frequency (MHz)	Peak (dBuV/m)	Average (dBuV/m)	Limit (dBuV/m)	Margin (dB)	Height (cm)	Polarization	Azimuth (deg)	Correct Factor (dB)
1243.833333	42.29	---	68.20	25.91	200.0	H	338.0	-7.0
1366.566667	---	33.35	54.00	20.65	200.0	V	256.0	-6.4
1680.166667	---	34.95	54.00	19.05	200.0	H	329.0	-4.6
1968.800000	47.06	---	68.20	21.14	200.0	H	358.0	-2.8
2688.400000	47.44	---	68.20	20.76	200.0	V	98.0	0.5
2714.300000	---	38.20	54.00	15.80	200.0	H	269.0	0.6
3510.200000	49.89	---	68.20	18.31	100.0	V	252.0	3.8
3988.066667	---	41.87	54.00	12.13	200.0	V	0.0	6.1
5457.833333	---	44.90	54.00	9.10	200.0	V	352.0	8.7
5466.233333	54.88	---	68.20	13.32	200.0	V	52.0	8.7
7492.500000	---	45.10	54.00	8.90	200.0	V	230.0	11.5
7968.733333	54.75	---	68.20	13.45	200.0	V	52.0	11.9

Remark: 1. Correction Factor = Antenna factor+ Insertion loss (cable loss + amplifier gain)

This report shall not be reproduced except in full, without the written approval of TA Technology (Shanghai) Co., Ltd.

802.11ac (VHT80) CH155

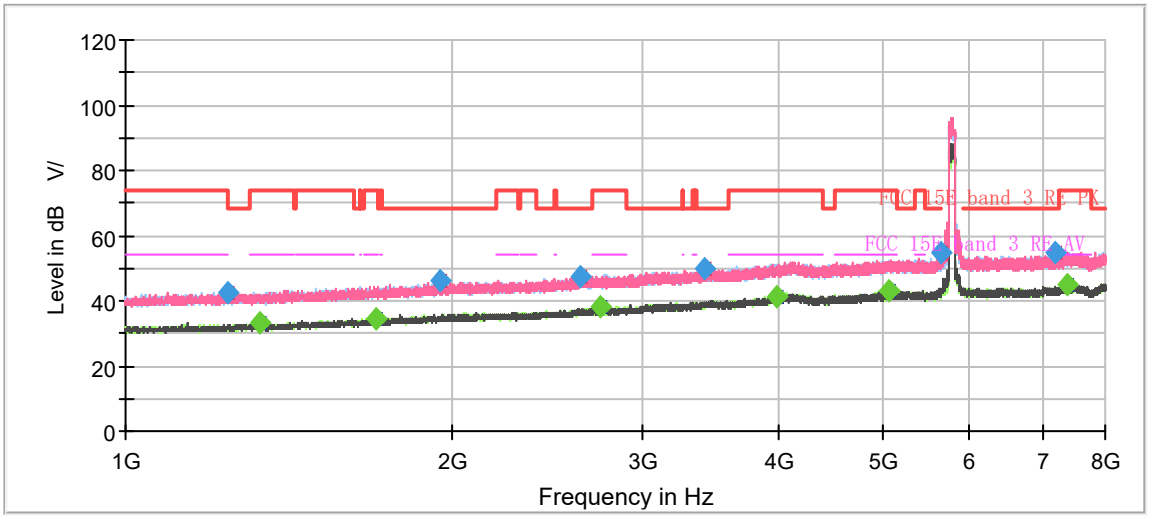

Note: The signal beyond the limit is carrier.

Radiates Emission from 1GHz to 8GHz

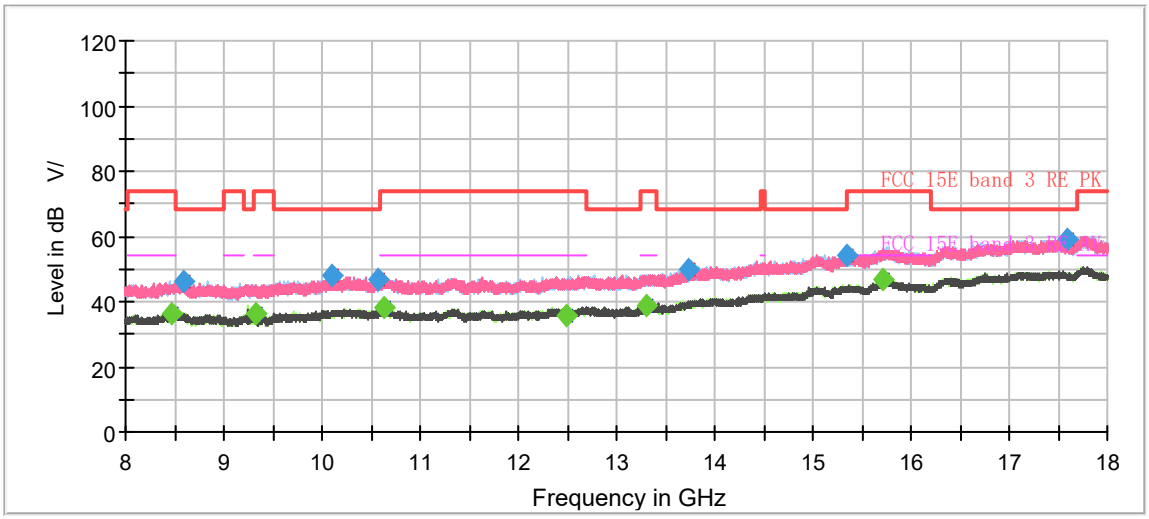

Radiates Emission from 8GHz to 18GHz

This report shall not be reproduced except in full, without the written approval of TA Technology (Shanghai) Co., Ltd.

Frequency (MHz)	Peak (dBuV/m)	Average (dBuV/m)	Limit (dBuV/m)	Margin (dB)	Height (cm)	Polarization	Azimuth (deg)	Correct Factor (dB)
1240.100000	42.42	---	68.20	25.78	100.0	H	217.0	-7.1
1330.866667	---	33.23	54.00	20.77	200.0	V	213.0	-6.6
1704.900000	---	34.54	54.00	19.46	100.0	H	182.0	-4.5
1953.633333	45.88	---	68.20	22.32	200.0	V	0.0	-3.0
2621.900000	47.43	---	68.20	20.77	200.0	H	342.0	0.2
2740.666667	---	38.10	54.00	15.90	100.0	V	178.0	0.7
3416.866667	50.03	---	68.20	18.17	100.0	V	247.0	3.5
3991.100000	---	41.52	54.00	12.48	200.0	H	33.0	6.1
5046.933333	---	43.03	54.00	10.97	200.0	H	316.0	8.7
5637.966667	54.67	---	68.20	13.53	200.0	V	0.0	9.2
7186.600000	54.76	---	68.20	13.44	100.0	H	174.0	11.2
7366.966667	---	45.01	54.00	8.99	100.0	V	299.0	11.5

Remark: 1. Correction Factor = Antenna factor+ Insertion loss (cable loss + amplifier gain)

This report shall not be reproduced except in full, without the written approval of TA Technology (Shanghai) Co., Ltd.

During the test, the Radiates Emission from 18GHz to 40GHz was performed in all modes with all channels, 802.11ac (VHT80) CH42 are selected as the worst condition. The test data of the worst-case condition was recorded in this report.

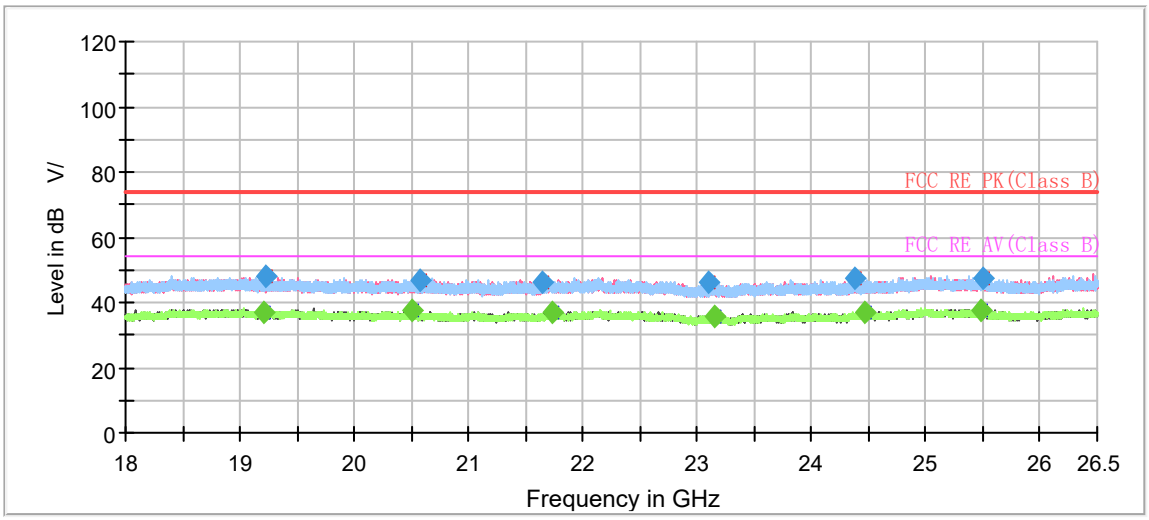

Radiates Emission from 18GHz to 26.5GHz

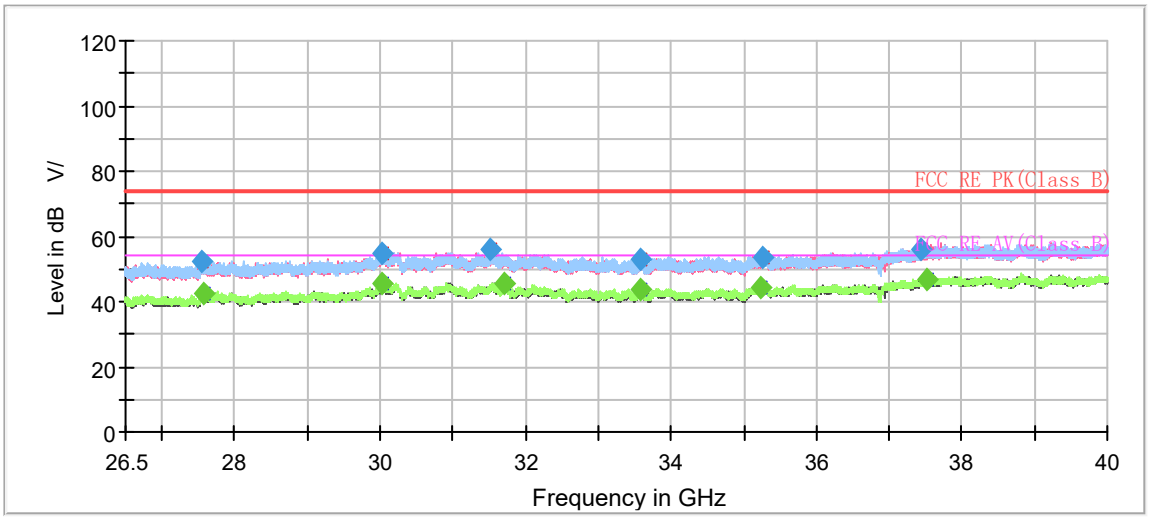

Radiates Emission from 26.5GHz to 40GHz

This report shall not be reproduced except in full, without the written approval of TA Technology (Shanghai) Co., Ltd.

Frequency (MHz)	Peak (dBuV/m)	Average (dBuV/m)	Limit (dBuV/m)	Margin (dB)	Height (cm)	Polarization	Azimuth (deg)	Correct Factor (dB)
19210966667	---	36.74	54.00	17.26	200.0	V	347.0	-4.6
19233.916667	48.09	---	74.00	25.91	100.0	V	253.0	-4.6
20503.533333	---	37.40	54.00	16.60	200.0	V	51.0	-3.5
20573.516667	46.61	---	74.00	27.39	200.0	V	165.0	-3.5
21645.366667	46.40	---	74.00	27.60	100.0	H	68.0	-3.0
21726.683333	---	36.94	54.00	17.06	100.0	V	259.0	-2.8
23091.500000	45.96	---	74.00	28.04	100.0	V	160.0	-2.5
23143.916667	---	35.70	54.00	18.30	200.0	V	127.0	-2.4
24379.533333	47.47	---	74.00	26.53	100.0	H	61.0	-1.0
24471.333333	---	36.87	54.00	17.13	200.0	H	354.0	-0.9
25486.516667	---	37.44	54.00	16.57	100.0	V	140.0	-0.7
25498.700000	47.56	---	74.00	26.44	100.0	V	348.0	-0.7

Remark: 1. Correction Factor = Antenna factor+ Insertion loss (cable loss + amplifier gain)

This report shall not be reproduced except in full, without the written approval of TA Technology (Shanghai) Co., Ltd.

5.6. Conducted Emission

Ambient condition

Temperature	Relative humidity	Pressure
23°C ~25°C	45%~50%	101.5kPa

Methods of Measurement

The EUT IS placed on a non-metallic table of 80cm height above the horizontal metal reference ground plane. During the test, the EUT was operating in its typical mode. The test method is according to ANSI C63.10.Connect the AC power line of the EUT to the LISN Use EMI receiver to detect the average and Quasi-peak value. RBW is set to 9kHz, VBW is set to 30kHz The measurement result should include both L line and N line.
The test is in transmitting mode.

Test Setup

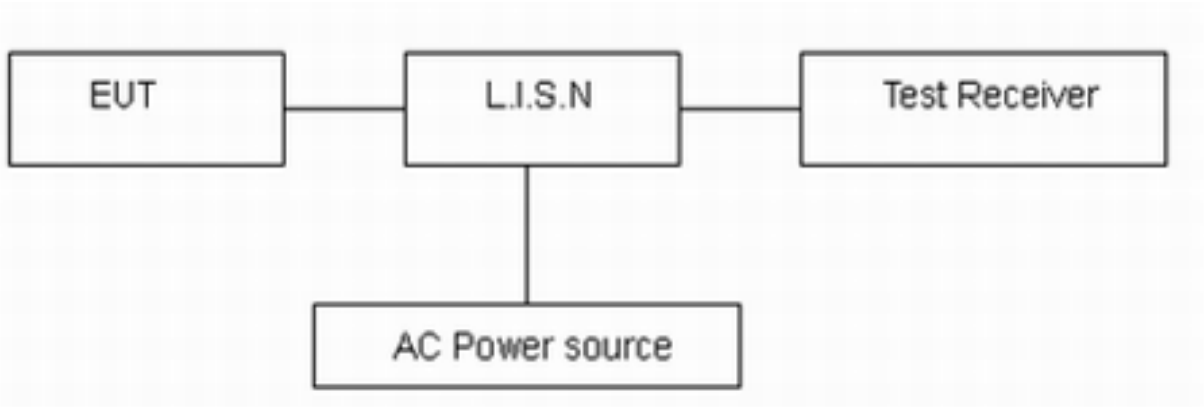

Note: AC Power source is used to change the voltage 110V/60Hz.

Limits

Frequency (MHz)	Conducted Limits(dBμV)	
	Quasi-peak	Average
0.15 - 0.5	66 to 56 *	56 to 46*
0.5 - 5	56	46
5 - 30	60	50
*: Decreases with the logarithm of the frequency.		

Measurement Uncertainty

The assessed measurement uncertainty to ensure 95% confidence level for the normal distribution is with the coverage factor k = 1.96, U= 2.69 dB.

This report shall not be reproduced except in full, without the written approval of TA Technology (Shanghai) Co., Ltd.

Test Results:

Following plots, Blue trace uses the peak detection and Green trace uses the average detection. During the test, the Conducted Emission was performed in all modes with all channels, 802.11ac (VHT80) CH42 are selected as the worst condition. The test data of the worst-case condition was recorded in this report.

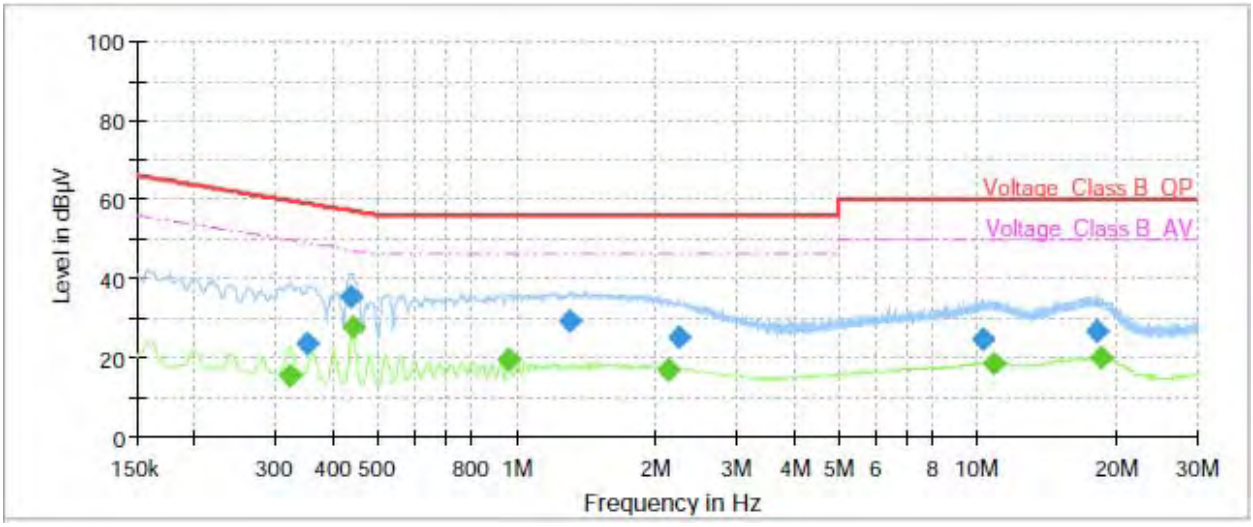

Frequency (MHz)	QuasiPeak (dBµV)	Average (dBµV)	Limit (dBµV)	Margin (dB)	Meas. Time (ms)	Bandwidth (kHz)	Line	Filter	Corr. (dB)
0.32	---	15.46	49.68	34.22	70.0	9.000	L1	ON	21
0.35	23.36	---	58.90	35.54	70.0	9.000	L1	ON	21
0.44	35.34	---	57.14	21.80	70.0	9.000	L1	ON	20
0.44	---	27.85	47.02	19.17	70.0	9.000	L1	ON	20
0.96	---	19.38	46.00	26.62	70.0	9.000	L1	ON	20
1.31	29.40	---	56.00	26.60	70.0	9.000	L1	ON	20
2.14	---	17.08	46.00	28.92	70.0	9.000	L1	ON	20
2.25	24.88	---	56.00	31.12	70.0	9.000	L1	ON	19
10.25	24.46	---	60.00	35.54	70.0	9.000	L1	ON	20
10.84	---	18.47	50.00	31.53	70.0	9.000	L1	ON	20
18.12	26.42	---	60.00	33.58	70.0	9.000	L1	ON	20
18.62	---	19.80	50.00	30.20	70.0	9.000	L1	ON	20

Remark: Correct factor=cable loss + LISN factor

L line Conducted Emission from 150 KHz to 30 MHz

This report shall not be reproduced except in full, without the written approval of TA Technology (Shanghai) Co., Ltd.

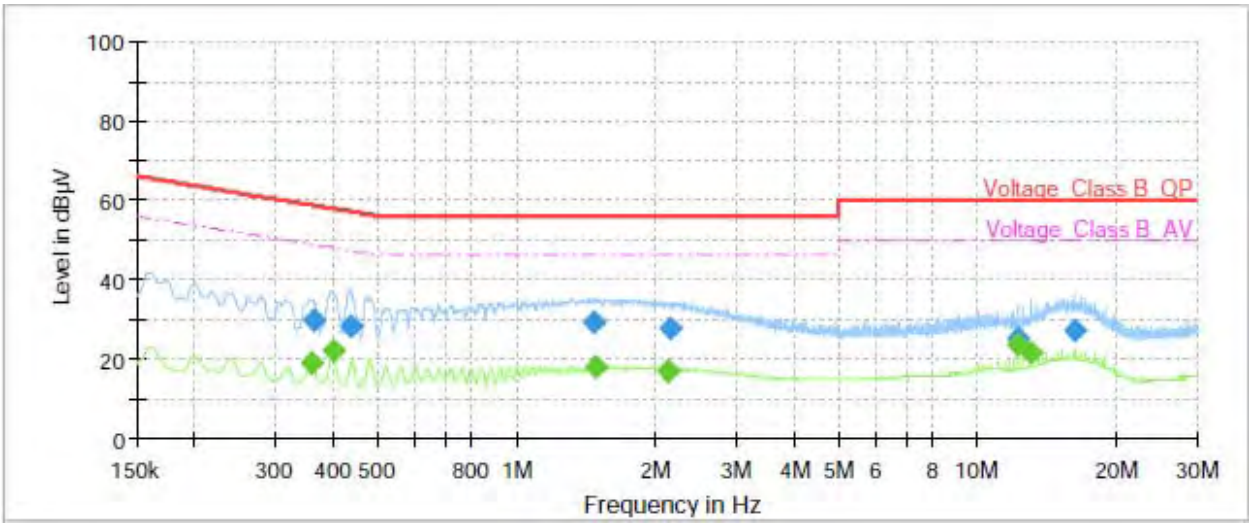

Frequency (MHz)	QuasiPeak (dBµV)	Average (dBµV)	Limit (dBµV)	Margin (dB)	Meas. Time (ms)	Bandwidth (kHz)	Line	Filter	Corr. (dB)
0.36	---	18.81	48.75	29.94	70.0	9.000	N	ON	21
0.36	29.93	---	58.69	28.76	70.0	9.000	N	ON	21
0.40	---	21.82	47.86	26.04	70.0	9.000	N	ON	20
0.44	28.23	---	57.14	28.91	70.0	9.000	N	ON	20
1.47	29.24	---	56.00	26.76	70.0	9.000	N	ON	20
1.49	---	17.76	46.00	28.24	70.0	9.000	N	ON	20
2.13	---	17.16	46.00	28.84	70.0	9.000	N	ON	20
2.16	27.44	---	56.00	28.56	70.0	9.000	N	ON	20
12.24	25.12	---	60.00	34.88	70.0	9.000	N	ON	20
12.24	---	23.39	50.00	26.61	70.0	9.000	N	ON	20
13.06	---	21.79	50.00	28.21	70.0	9.000	N	ON	20
16.32	27.33	---	60.00	32.67	70.0	9.000	N	ON	20

Remark: Correct factor=cable loss + LISN factor

N line Conducted Emission from 150 KHz to 30 MHz

This report shall not be reproduced except in full, without the written approval of TA Technology (Shanghai) Co., Ltd.

6. Main Test Instruments

Name	Manufacturer	Type	Serial Number	Calibration Date	Expiration Date
Spectrum Analyzer	R&S	FSV40	15195-01-00	2021-05-15	2022-05-14
EMI Test Receiver	R&S	ESCI	100948	2021-05-15	2022-05-14
Loop Antenna	SCHWARZBECK	FMZB1519	1519-047	2020-04-02	2023-04-01
TRILOG Broadband Antenna	SCHWARZBECK	VULB 9163	391	2019-12-16	2022-12-15
Horn Antenna	R&S	HF907	102723	2018-08-11	2021-08-10
Horn Antenna	ETS-Lindgren	3160-09	00102643	2018-06-20	2021-06-19
Standard Gain Horn	STEATITE	QSH-SL-26-40-K-15	16779	2019-12-24	2022-12-23
Broadband Horn Antenna	SCHWARZBECK	BBHA 9120D	430	2018-07-07	2021-07-06
EMI Test Receiver	R&S	ESR	101667	2021-05-16	2022-05-15
LISN	R&S	ENV216	101171	2018-12-15	2021-12-14
Spectrum Analyzer	KEYSIGHT	N9020A	MY54420163	2020-12-13	2021-12-12
RF Cable	Agilent	SMA 15cm	0001	2020-12-12	2021-06-11
				2021-06-12	2021-12-11
TEMPERATURE CHAMBER	WEISS	VT4002	58226119450010	2020-12-13	2021-12-12
WLAN AP	Cisco	Air-AP1262N-A-K9	LDK102073 (FCC ID)	/	/
Power Meter	R&S	NRP	104306	2021-05-15	2022-05-14
Power Sensor	R&S	NRP-Z21	104799	2021-05-15	2022-05-14
DC Power Supply	GWINSTEK	GPS-3030D	GEP882653	2021-05-15	2022-05-14
Software	R&S	EMC32	9.26.0	/	/

********END OF REPORT ********

This report shall not be reproduced except in full, without the written approval of TA Technology (Shanghai) Co., Ltd.

ANNEX A: The EUT Appearance

The EUT Appearance are submitted separately.

This report shall not be reproduced except in full, without the written approval of TA Technology (Shanghai) Co., Ltd.

ANNEX B: Test Setup Photos

The Test Setup Photos are submitted separately.

This report shall not be reproduced except in full, without the written approval of TA Technology (Shanghai) Co., Ltd.