N77(100M)_DFT-s-OFDM_BPSK_Edge_1RB_Left_Mid_CH

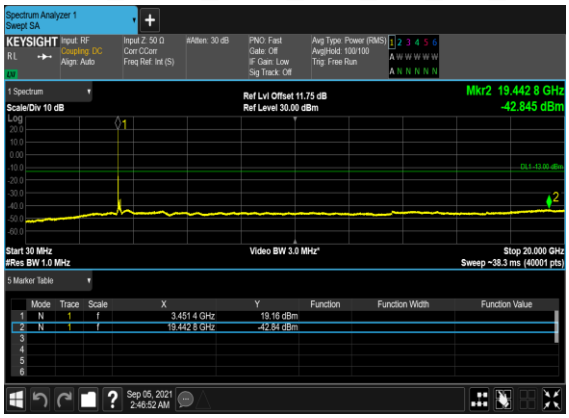

N77(100M)_DFT-s-OFDM_BPSK_Edge_1RB_Left_Mid_CH

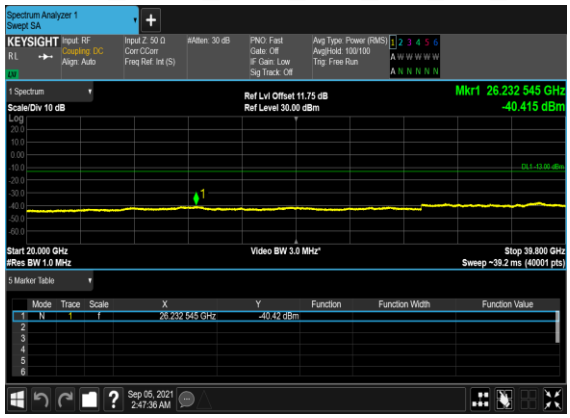

N77(100M)_DFT-s-OFDM_QPSK_Edge_1RB_Left_Mid_CH

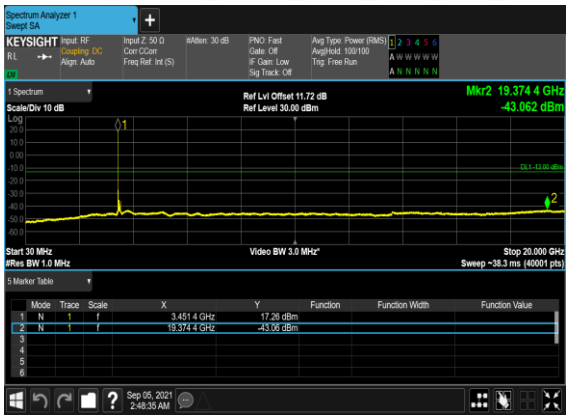

N77(100M)_DFT-s-OFDM_QPSK_Edge_1RB_Left_Mid_CH

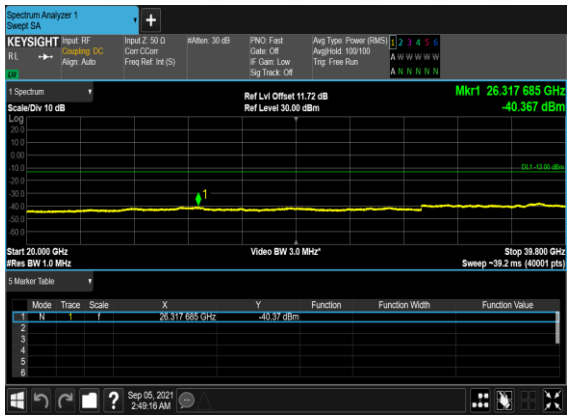

Conducted Band Edge

NR Band	SCS (kHz)	Bandwidth (MHz)	Arfcn	Freq (MHz)	Modulation	RB	Result	Verdict
77	30	10	630334	3455.01	DFT-s-OFDM BPSK	1@0	see graph	**PASS**
77	30	10	630334	3455.01	DFT-s-OFDM QPSK	1@0	see graph	**PASS**
77	30	10	630334	3455.01	DFT-s-OFDM BPSK	24@0	see graph	**PASS**
77	30	10	630334	3455.01	DFT-s-OFDM QPSK	24@0	see graph	**PASS**
77	30	10	636332	3544.98	DFT-s-OFDM BPSK	1@23	see graph	**PASS**
77	30	10	636332	3544.98	DFT-s-OFDM QPSK	1@23	see graph	**PASS**
77	30	10	636332	3544.98	DFT-s-OFDM BPSK	24@0	see graph	**PASS**
77	30	10	636332	3544.98	DFT-s-OFDM QPSK	24@0	see graph	**PASS**
77	30	50	631668	3475.02	DFT-s-OFDM BPSK	1@0	see graph	**PASS**
77	30	50	631668	3475.02	DFT-s-OFDM QPSK	1@0	see graph	**PASS**
77	30	50	631668	3475.02	DFT-s-OFDM BPSK	128@0	see graph	**PASS**
77	30	50	631668	3475.02	DFT-s-OFDM QPSK	128@0	see graph	**PASS**
77	30	50	635000	3525.0	DFT-s-OFDM BPSK	1@132	see graph	**PASS**
77	30	50	635000	3525.0	DFT-s-OFDM QPSK	1@132	see graph	**PASS**
77	30	50	635000	3525.0	DFT-s-OFDM BPSK	128@0	see graph	**PASS**
77	30	50	635000	3525.0	DFT-s-OFDM QPSK	128@0	see graph	**PASS**
77	30	100	633334	3500.01	DFT-s-OFDM BPSK	1@0	see graph	**PASS**
77	30	100	633334	3500.01	DFT-s-OFDM QPSK	1@0	see graph	**PASS**
77	30	100	633334	3500.01	DFT-s-OFDM BPSK	1@272	see graph	**PASS**
77	30	100	633334	3500.01	DFT-s-OFDM QPSK	1@272	see graph	**PASS**
77	30	100	633334	3500.01	DFT-s-OFDM BPSK	270@0	see graph	**PASS**
77	30	100	633334	3500.01	DFT-s-OFDM QPSK	270@0	see graph	**PASS**

N77(10M)_DFT-s-OFDM_BPSK_Edge_1RB_Left_Low_CH

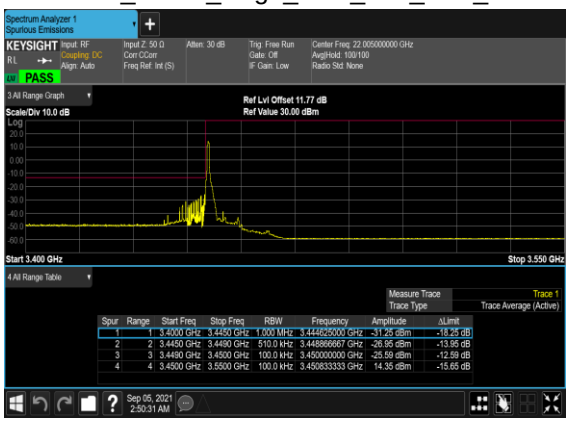

N77(10M)_DFT-s-OFDM_QPSK_Edge_1RB_Left_Low_CH

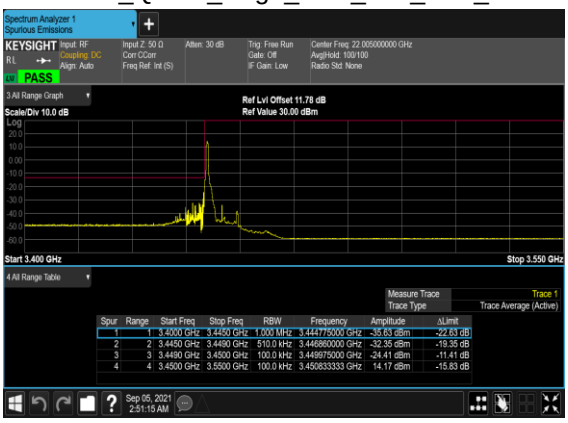

N77(10M)_DFT-s-OFDM_BPSK_Outer_Full_Low_CH

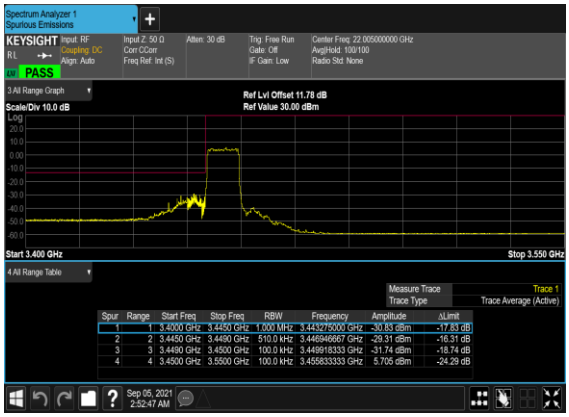

N77(10M)_DFT-s-OFDM_QPSK_Outer_Full_Low_CH

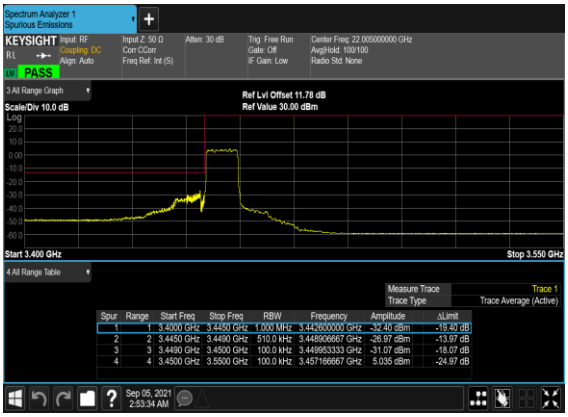

N77(10M)_DFT-s-OFDM_BPSK_Edge_1RB_Right_High_CH

N77(10M)_DFT-s-OFDM_QPSK_Edge_1RB_Right_High_CH

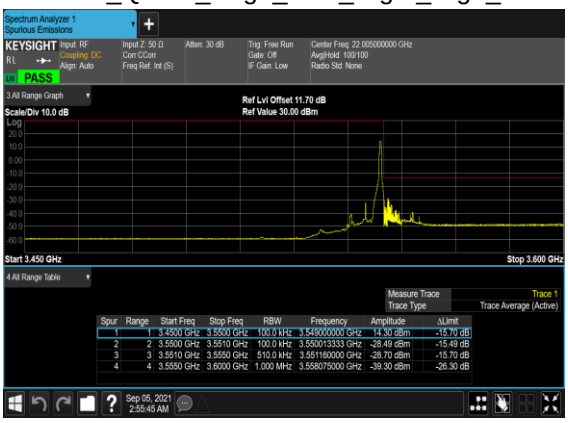

N77(10M)_DFT-s-OFDM_BPSK_Outer_Full_High_CH

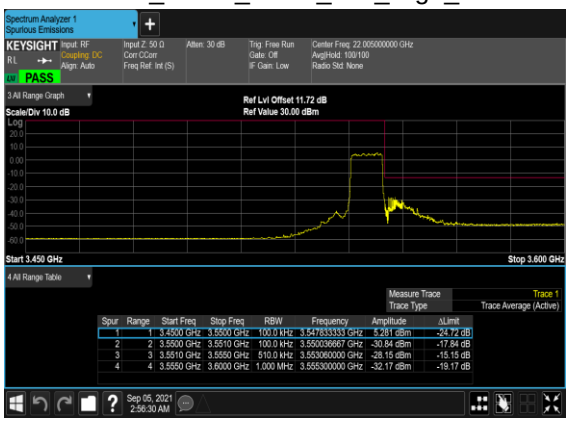

N77(10M)_DFT-s-OFDM_QPSK_Outer_Full_High_CH

N77(50M)_DFT-s-OFDM_BPSK_Edge_1RB_Left_Low_CH

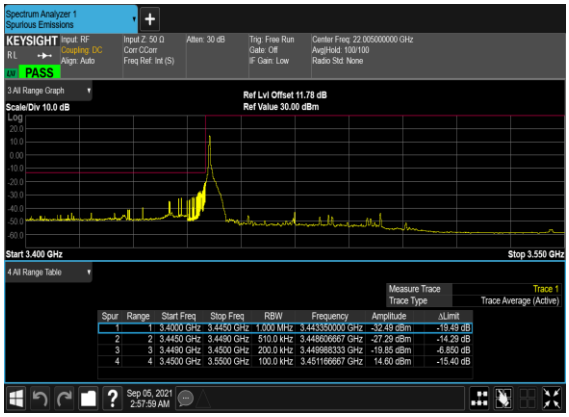

N77(50M)_DFT-s-OFDM_QPSK_Edge_1RB_Left_Low_CH

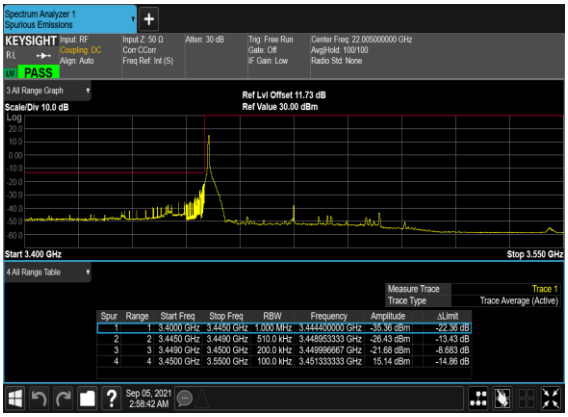

N77(50M)_DFT-s-OFDM_BPSK_Outer_Full_Low_CH

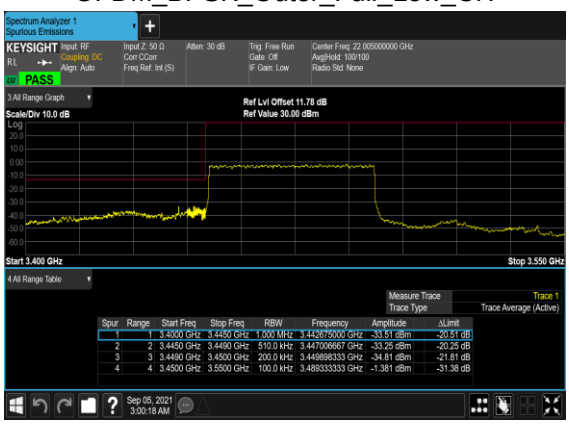

N77(50M)_DFT-s-OFDM_QPSK_Outer_Full_Low_CH

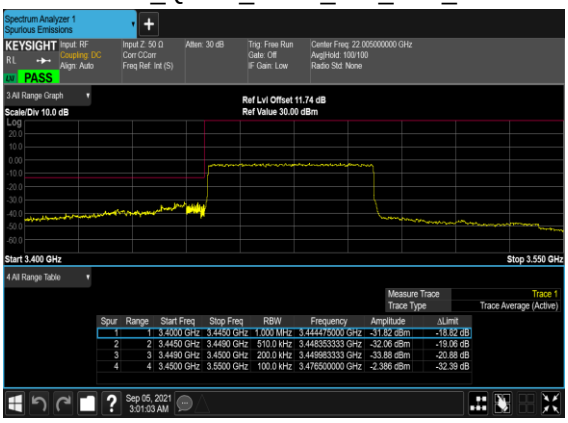

N77(50M)_DFT-s-OFDM_BPSK_Edge_1RB_Right_High_CH

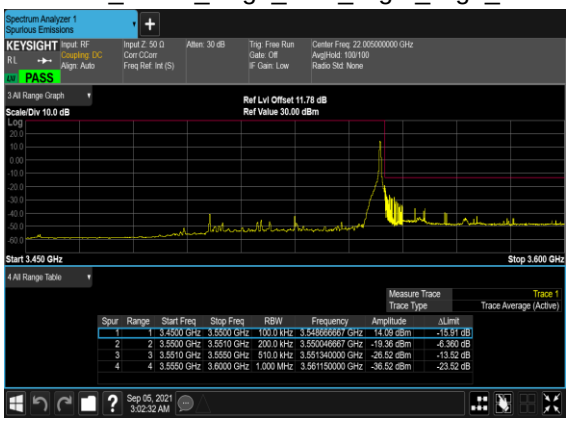

N77(50M)_DFT-s-OFDM_QPSK_Edge_1RB_Right_High_CH

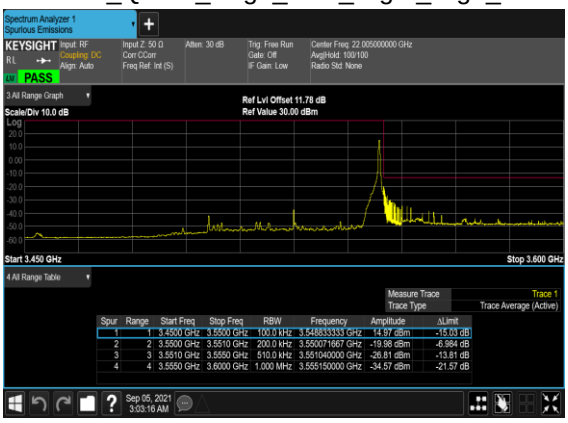

N77(50M)_DFT-s-OFDM_BPSK_Outer_Full_High_CH

N77(50M)_DFT-s-OFDM_QPSK_Outer_Full_High_CH

N77(100M)_DFT-s-OFDM_BPSK_Edge_1RB_Left_Mid_CH

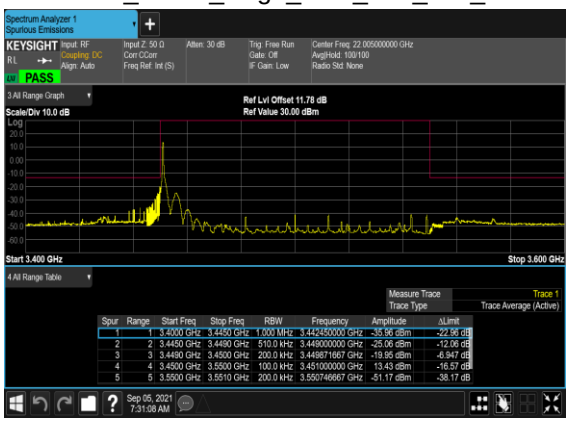

N77(100M)_DFT-s-OFDM_QPSK_Edge_1RB_Left_Mid_CH

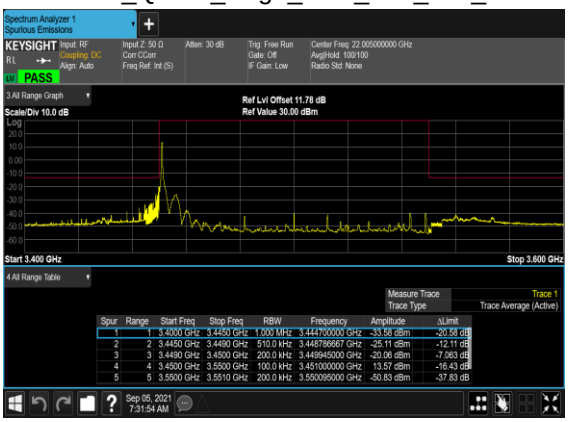

N77(100M)_DFT-s-OFDM_BPSK_Edge_1RB_Right_Mid_CH

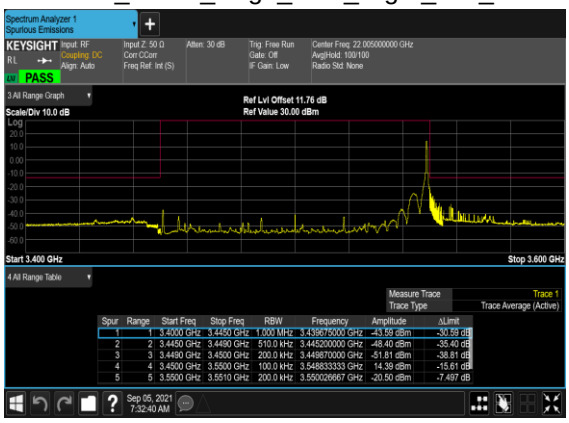

N77(100M)_DFT-s-OFDM_QPSK_Edge_1RB_Right_Mid_CH

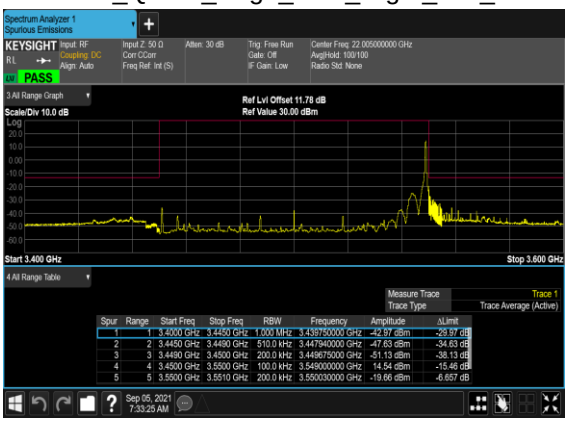

N77(100M)_DFT-s-OFDM_BPSK_Outer_Full_Mid_CH

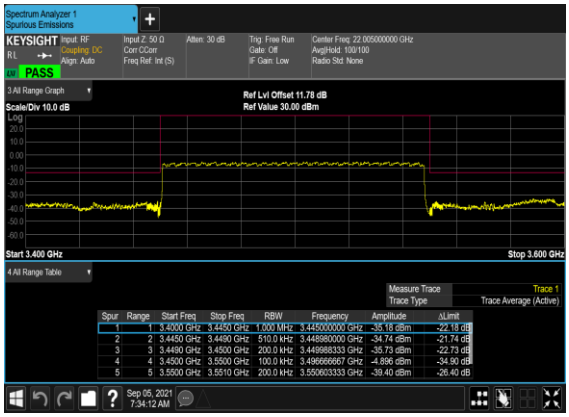

N77(100M)_DFT-s-OFDM_QPSK_Outer_Full_Mid_CH

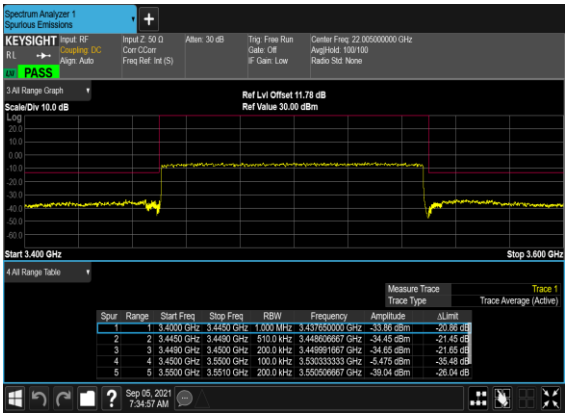

Appendix B. Test Results of Radiated Test

Radiated Spurious Emission

Note: Pre-scanned harmonic for the different antenna, we choose the worst antenna mode to test.

SA n77 / 100MHz / DFTs OFDM-QPSK for Antenna 5								
Channel	Frequency (MHz)	EIRP (dBm)	Limit (dBm)	Over Limit (dB)	S.G. Power (dBm)	TX Cable loss (dB)	TX Antenna Gain (dBi)	Polarization (H/V)
Middle	6912	-62.05	-13	-49.05	-72.53	2.76	13.24	H
	10368	-58.69	-13	-45.69	-68.28	3.42	13.01	H
	13818	-57.64	-13	-44.64	-67.25	3.83	13.44	H
	6912	-62.30	-13	-49.30	-72.74	2.80	13.24	V
	10368	-59.23	-13	-46.23	-68.78	3.46	13.01	V
	13818	-57.99	-13	-44.99	-67.55	3.88	13.44	V

Remark: Spurious emissions within 30-1000MHz were found more than 20dB below limit line.

EN-DC_2A_n78A / LTE 10MHz + NR 100MHz / QPSK DFT-s-OFDM for Antenna 4+1								
Channel	Frequency (MHz)	EIRP (dBm)	Limit (dBm)	Over Limit (dB)	S.G. Power (dBm)	TX Cable loss (dB)	TX Antenna Gain (dBi)	Polarization (H/V)
Middle	6900	-38.33	-13	-25.33	-48.81	2.76	13.24	H
	10356	-52.75	-13	-39.75	-62.34	3.42	13.01	H
	13806	-52.20	-13	-39.20	-61.81	3.83	13.44	H
	6900	-39.79	-13	-26.79	-50.23	2.80	13.24	V
	10356	-56.48	-13	-43.48	-66.03	3.46	13.01	V
	13806	-48.62	-13	-35.62	-58.18	3.88	13.44	V

Remark: Spurious emissions within 30-1000MHz were found more than 20dB below limit line.

EN-DC_5A_n78A / LTE 10MHz + NR 100MHz / QPSK DFT-s-OFDM for Antenna 4+1								
Channel	Frequency (MHz)	EIRP (dBm)	Limit (dBm)	Over Limit (dB)	S.G. Power (dBm)	TX Cable loss (dB)	TX Antenna Gain (dBi)	Polarization (H/V)
Middle	6900	-44.66	-13	-31.66	-55.14	2.76	13.24	H
	10356	-55.51	-13	-42.51	-65.10	3.42	13.01	H
	13806	-52.67	-13	-39.67	-62.28	3.83	13.44	H
	6900	-38.76	-13	-25.76	-49.20	2.80	13.24	V
	10356	-56.58	-13	-43.58	-66.13	3.46	13.01	V
	13806	-55.51	-13	-42.51	-65.07	3.88	13.44	V

Remark: Spurious emissions within 30-1000MHz were found more than 20dB below limit line.

EN-DC_7A_n78A / LTE 10MHz + NR 100MHz / QPSK DFT-s-OFDM for Antenna 4+8								
Channel	Frequency (MHz)	EIRP (dBm)	Limit (dBm)	Over Limit (dB)	S.G. Power (dBm)	TX Cable loss (dB)	TX Antenna Gain (dBi)	Polarization (H/V)
Middle	6900	-57.85	-13	-44.85	-68.33	2.76	13.24	H
	10356	-43.52	-13	-30.52	-53.11	3.42	13.01	H
	13806	-54.70	-13	-41.70	-64.31	3.83	13.44	H
	6900	-43.91	-13	-30.91	-54.35	2.80	13.24	V
	10356	-44.10	-13	-31.10	-53.65	3.46	13.01	V
	13806	-50.76	-13	-37.76	-60.32	3.88	13.44	V

Remark: Spurious emissions within 30-1000MHz were found more than 20dB below limit line.

EN-DC_38A_n78A / LTE 10MHz + NR 100MHz / QPSK DFT-s-OFDM for Antenna 4+1								
Channel	Frequency (MHz)	EIRP (dBm)	Limit (dBm)	Over Limit (dB)	S.G. Power (dBm)	TX Cable loss (dB)	TX Antenna Gain (dBi)	Polarization (H/V)
Middle	6900	-35.67	-13	-22.67	-46.15	2.76	13.24	H
	10356	-46.69	-13	-33.69	-56.28	3.42	13.01	H
	13806	-52.46	-13	-39.46	-62.07	3.83	13.44	H
	6900	-54.29	-13	-41.29	-64.73	2.80	13.24	V
	10356	-57.96	-13	-44.96	-67.51	3.46	13.01	V
	13806	-48.95	-13	-35.95	-58.51	3.88	13.44	V

Remark: Spurious emissions within 30-1000MHz were found more than 20dB below limit line.

EN-DC_41A_n78A / LTE 10MHz + NR 100MHz / QPSK DFT-s-OFDM for Antenna 4+1								
Channel	Frequency (MHz)	EIRP (dBm)	Limit (dBm)	Over Limit (dB)	S.G. Power (dBm)	TX Cable loss (dB)	TX Antenna Gain (dBi)	Polarization (H/V)
Middle	6900	-49.07	-13	-36.07	-59.55	2.76	13.24	H
	10356	-55.46	-13	-42.46	-65.05	3.42	13.01	H
	13806	-55.30	-13	-42.30	-64.91	3.83	13.44	H
	6900	-34.98	-13	-21.98	-45.42	2.80	13.24	V
	10356	-58.45	-13	-45.45	-68.00	3.46	13.01	V
	13806	-50.46	-13	-37.46	-60.02	3.88	13.44	V

Remark: Spurious emissions within 30-1000MHz were found more than 20dB below limit line.

EN-DC_66A_n78A / LTE 10MHz + NR 100MHz / QPSK DFT-s-OFDM for Antenna 4+8								
Channel	Frequency (MHz)	EIRP (dBm)	Limit (dBm)	Over Limit (dB)	S.G. Power (dBm)	TX Cable loss (dB)	TX Antenna Gain (dBi)	Polarization (H/V)
Middle	6900	-58.52	-13	-45.52	-69.00	2.76	13.24	H
	10356	-42.53	-13	-29.53	-52.12	3.42	13.01	H
	13806	-54.75	-13	-41.75	-64.36	3.83	13.44	H
	6900	-49.01	-13	-36.01	-59.45	2.80	13.24	V
	10356	-49.20	-13	-36.20	-58.75	3.46	13.01	V
	13806	-56.24	-13	-43.24	-65.80	3.88	13.44	V

Remark: Spurious emissions within 30-1000MHz were found more than 20dB below limit line.

SA n78 / 100MHz / DFTs OFDM-QPSK for Antenna 5								
Channel	Frequency (MHz)	EIRP (dBm)	Limit (dBm)	Over Limit (dB)	S.G. Power (dBm)	TX Cable loss (dB)	TX Antenna Gain (dBi)	Polarization (H/V)
Middle	6912	-62.39	-13	-49.39	-72.87	2.76	13.24	H
	10368	-58.91	-13	-45.91	-68.50	3.42	13.01	H
	13818	-58.04	-13	-45.04	-67.65	3.83	13.44	H
	6912	-62.18	-13	-49.18	-72.62	2.80	13.24	V
	10368	-59.19	-13	-46.19	-68.74	3.46	13.01	V
	13818	-57.78	-13	-44.78	-67.34	3.88	13.44	V

Remark: Spurious emissions within 30-1000MHz were found more than 20dB below limit line.