N77(100M)_DFT-s-OFDM_QPSK_Edge_1RB_Left_Mid_CH

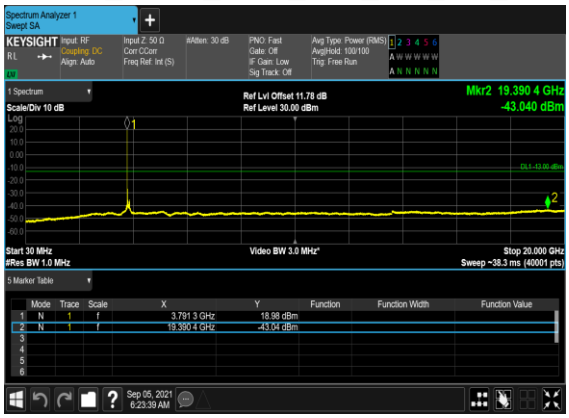

N77(100M)_DFT-s-OFDM_QPSK_Edge_1RB_Left_Mid_CH

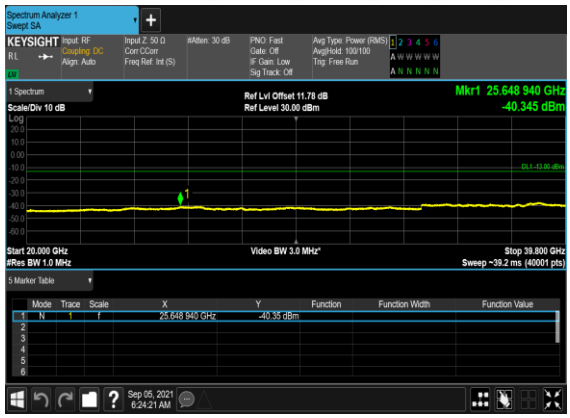

N77(100M)_DFT-s-OFDM_BPSK_Edge_1RB_Left_High_CH

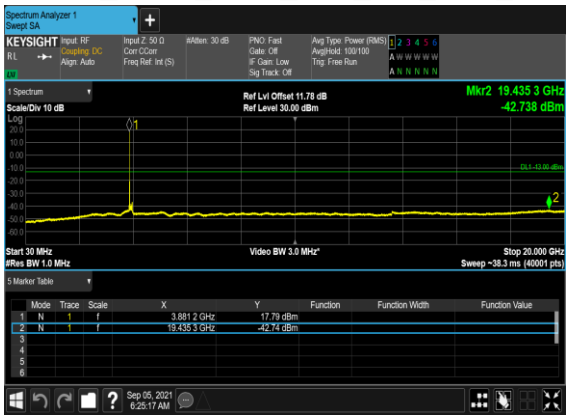

N77(100M)_DFT-s-OFDM_BPSK_Edge_1RB_Left_High_CH

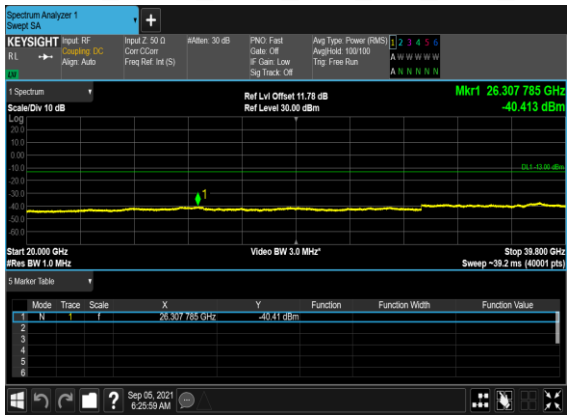

N77(100M)_DFT-s-OFDM_QPSK_Edge_1RB_Left_High_CH

N77(100M)_DFT-s-OFDM_QPSK_Edge_1RB_Left_High_CH

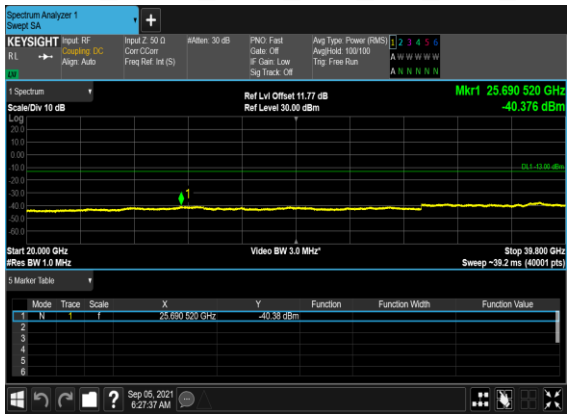

Conducted Band Edge

NR Band	SCS (kHz)	Bandwidth (MHz)	Arfcn	Freq (MHz)	Modulation	RB	Result	Verdict
77	30	10	647000	3705.0	DFT-s-OFDM BPSK	1@0	see graph	**PASS**
77	30	10	647000	3705.0	DFT-s-OFDM QPSK	1@0	see graph	**PASS**
77	30	10	647000	3705.0	DFT-s-OFDM BPSK	24@0	see graph	**PASS**
77	30	10	647000	3705.0	DFT-s-OFDM QPSK	24@0	see graph	**PASS**
77	30	10	665000	3975.0	DFT-s-OFDM BPSK	1@23	see graph	**PASS**
77	30	10	665000	3975.0	DFT-s-OFDM QPSK	1@23	see graph	**PASS**
77	30	10	665000	3975.0	DFT-s-OFDM BPSK	24@0	see graph	**PASS**
77	30	10	665000	3975.0	DFT-s-OFDM QPSK	24@0	see graph	**PASS**
77	30	50	648334	3725.01	DFT-s-OFDM BPSK	1@0	see graph	**PASS**
77	30	50	648334	3725.01	DFT-s-OFDM QPSK	1@0	see graph	**PASS**
77	30	50	648334	3725.01	DFT-s-OFDM BPSK	128@0	see graph	**PASS**
77	30	50	648334	3725.01	DFT-s-OFDM QPSK	128@0	see graph	**PASS**
77	30	50	663666	3954.99	DFT-s-OFDM BPSK	1@132	see graph	**PASS**
77	30	50	663666	3954.99	DFT-s-OFDM QPSK	1@132	see graph	**PASS**
77	30	50	663666	3954.99	DFT-s-OFDM BPSK	128@0	see graph	**PASS**
77	30	50	663666	3954.99	DFT-s-OFDM QPSK	128@0	see graph	**PASS**
77	30	100	650000	3750.0	DFT-s-OFDM BPSK	1@0	see graph	**PASS**
77	30	100	650000	3750.0	DFT-s-OFDM QPSK	1@0	see graph	**PASS**
77	30	100	650000	3750.0	DFT-s-OFDM BPSK	270@0	see graph	**PASS**
77	30	100	650000	3750.0	DFT-s-OFDM QPSK	270@0	see graph	**PASS**
77	30	100	662000	3930.0	DFT-s-OFDM BPSK	1@272	see graph	**PASS**
77	30	100	662000	3930.0	DFT-s-OFDM QPSK	1@272	see graph	**PASS**

77	30	100	662000	3930.0	DFT-s-OFDM BPSK	270@0	see graph	**PASS**
77	30	100	662000	3930.0	DFT-s-OFDM QPSK	270@0	see graph	**PASS**

N77(10M)_DFT-s-OFDM_BPSK_Edge_1RB_Left_Low_CH

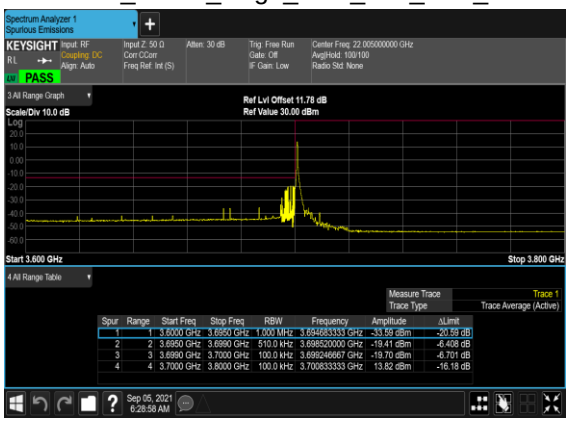

N77(10M)_DFT-s-OFDM_QPSK_Edge_1RB_Left_Low_CH

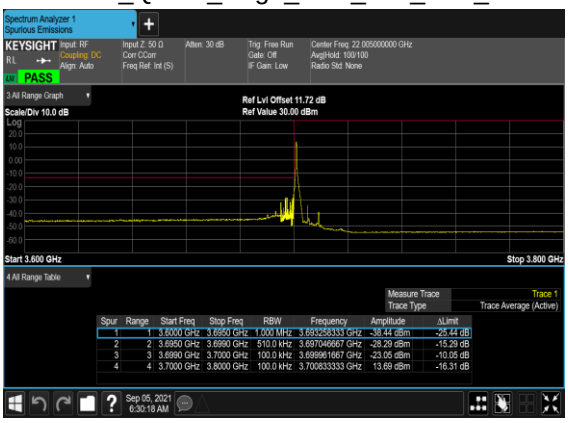

N77(10M)_DFT-s-OFDM_BPSK_Outer_Full_Low_CH

N77(10M)_DFT-s-OFDM_QPSK_Outer_Full_Low_CH

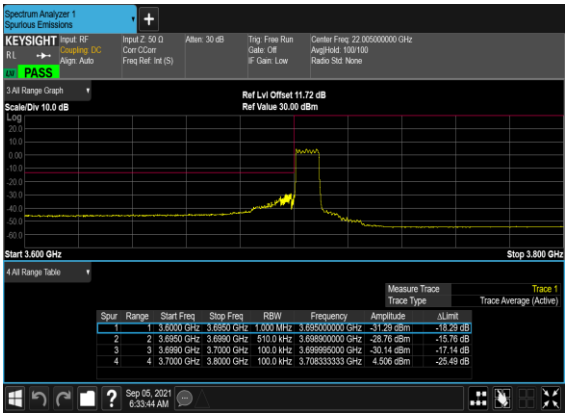

N77(10M)_DFT-s-OFDM_BPSK_Edge_1RB_Right_High_CH

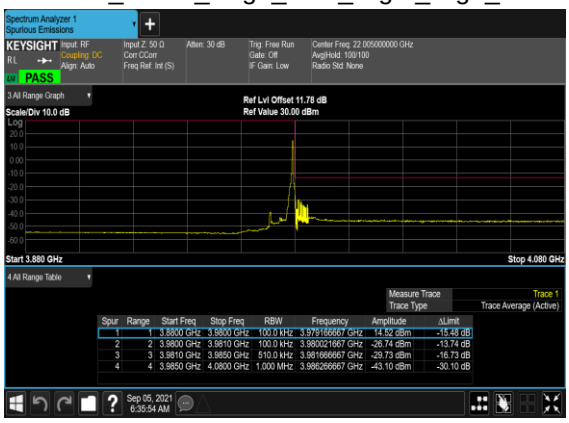

N77(10M)_DFT-s-OFDM_QPSK_Edge_1RB_Right_High_CH

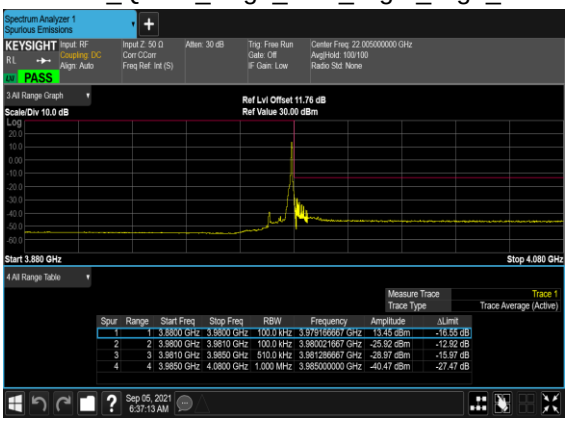

N77(10M)_DFT-s-OFDM_BPSK_Outer_Full_High_CH

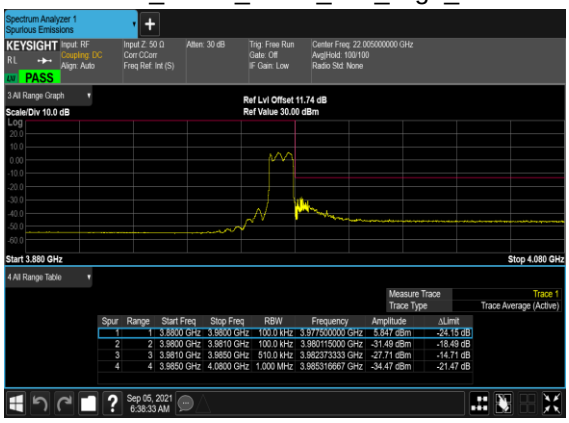

N77(10M)_DFT-s-OFDM_QPSK_Outer_Full_High_CH

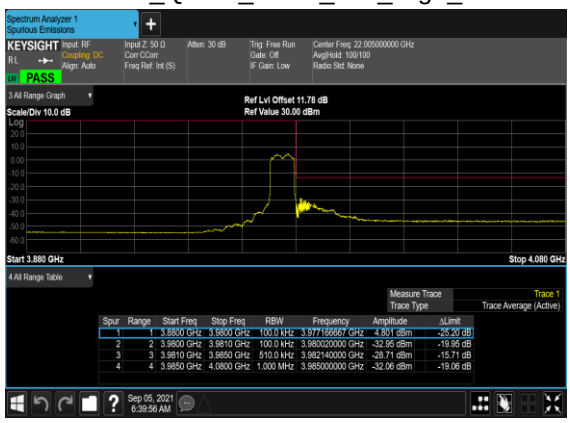

N77(50M)_DFT-s-OFDM_BPSK_Edge_1RB_Left_Low_CH

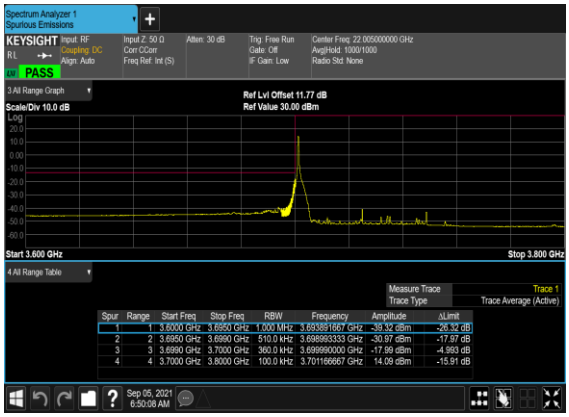

N77(50M)_DFT-s-OFDM_QPSK_Edge_1RB_Left_Low_CH

N77(50M)_DFT-s-OFDM_BPSK_Outer_Full_Low_CH

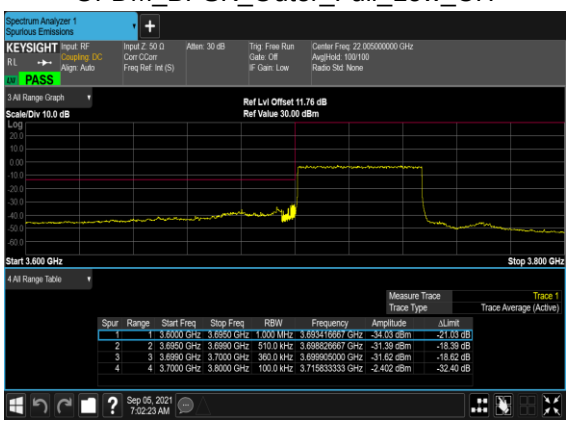

N77(50M)_DFT-s-OFDM_QPSK_Outer_Full_Low_CH

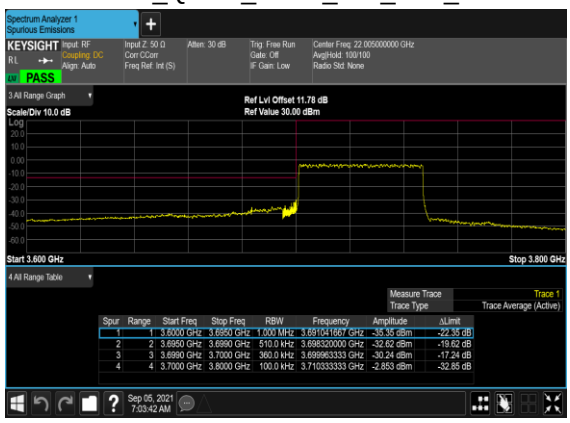

N77(50M)_DFT-s-OFDM_BPSK_Edge_1RB_Right_High_CH

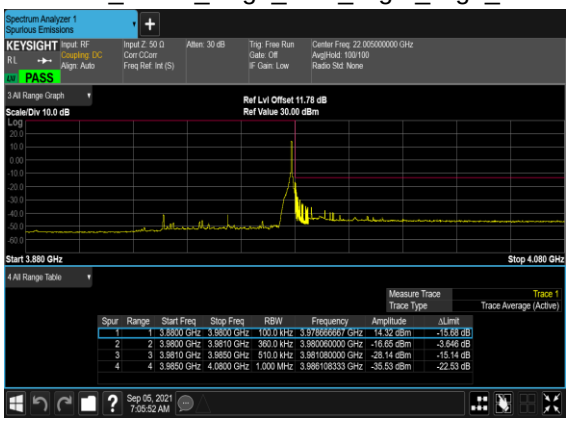

N77(50M)_DFT-s-OFDM_QPSK_Edge_1RB_Right_High_CH

N77(50M)_DFT-s-OFDM_BPSK_Outer_Full_High_CH

N77(50M)_DFT-s-OFDM_QPSK_Outer_Full_High_CH

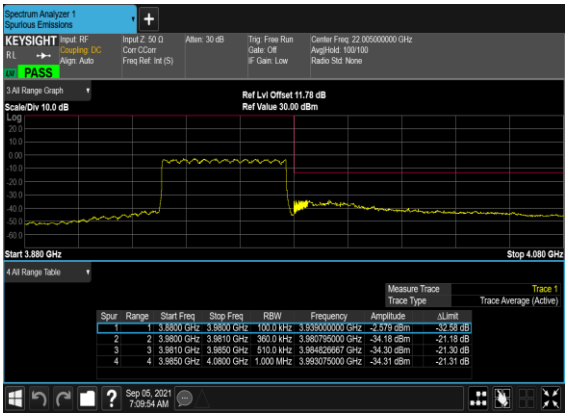

N77(100M)_DFT-s-OFDM_BPSK_Edge_1RB_Left_Low_CH

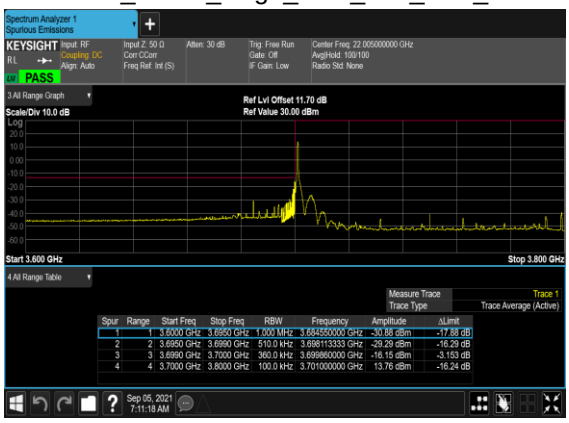

N77(100M)_DFT-s-OFDM_QPSK_Edge_1RB_Left_Low_CH

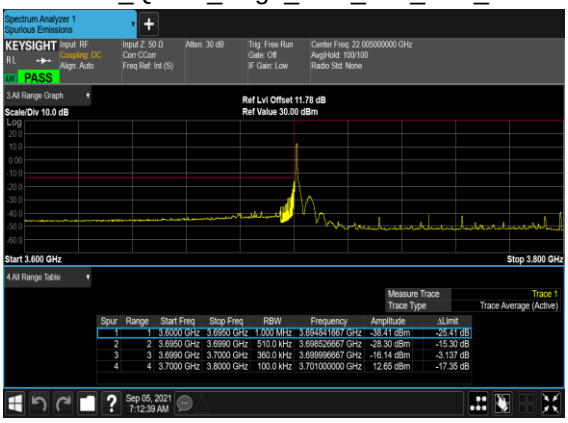

N77(100M)_DFT-s-OFDM_BPSK_Outer_Full_Low_CH

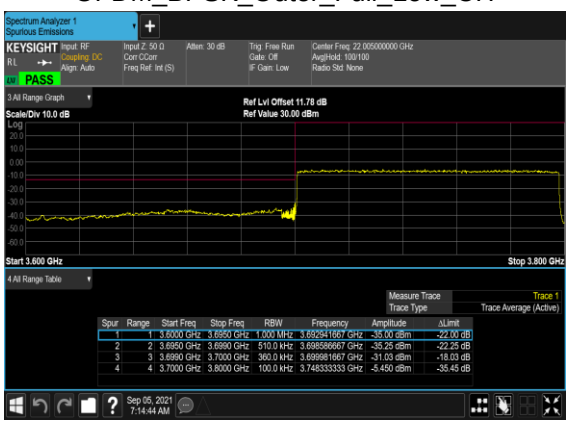

N77(100M)_DFT-s-OFDM_QPSK_Outer_Full_Low_CH

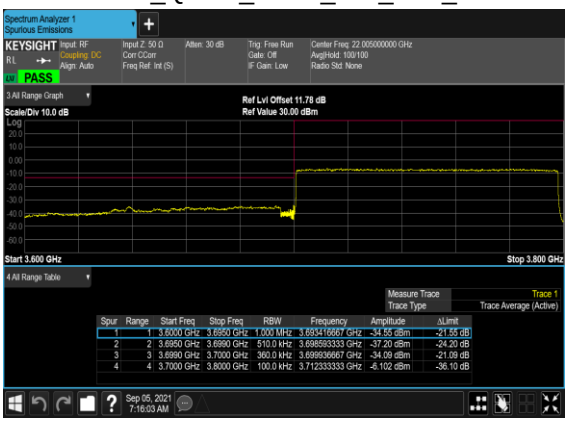

N77(100M)_DFT-s-OFDM_BPSK_Edge_1RB_Right_High_CH

N77(100M)_DFT-s-OFDM_QPSK_Edge_1RB_Right_High_CH

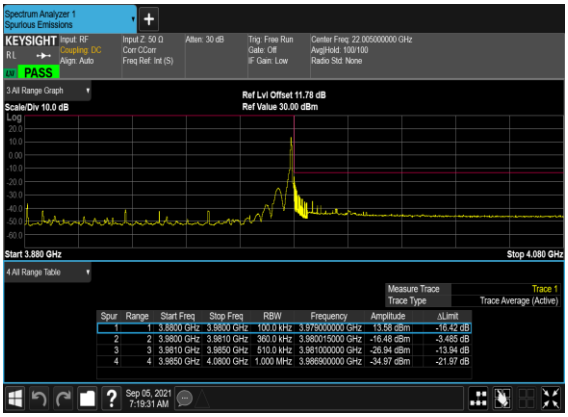

N77(100M)_DFT-s-OFDM_BPSK_Outer_Full_High_CH

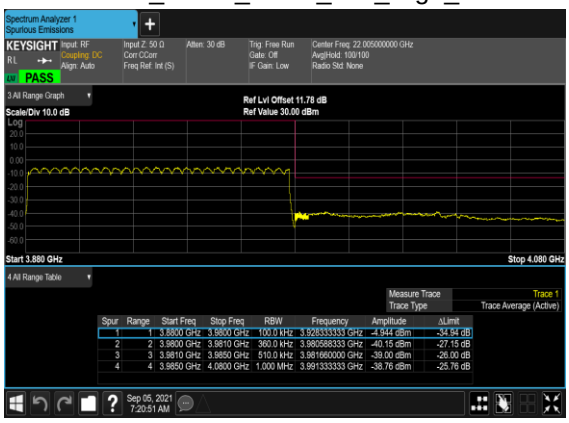

N77(100M)_DFT-s-OFDM_QPSK_Outer_Full_High_CH

Appendix B. Test Results of Radiated Test

Radiated Spurious Emission

Note: Pre-scanned harmonic for the different antenna, we choose the worst antenna mode to test.

SA n77 / NR 100MHz / DFT-s-OFDM / QPSK for Antenna 8								
Channel	Frequency (MHz)	EIRP (dBm)	Limit (dBm)	Over Limit (dB)	S.G. Power (dBm)	TX Cable loss (dB)	TX Antenna Gain (dBi)	Polarization (H/V)
Middle	7584	-49.33	-13	-36.33	-59.81	2.76	13.24	H
	11376	-38.65	-13	-25.65	-48.24	3.42	13.01	H
	15168	-45.13	-13	-32.13	-54.74	3.83	13.44	H
	7584	-46.20	-13	-33.20	-56.64	2.80	13.24	V
	11376	-43.95	-13	-30.95	-53.50	3.46	13.01	V
	15168	-47.88	-13	-34.88	-57.44	3.88	13.44	V

Remark: Spurious emissions within 30-1000MHz were found more than 20dB below limit line.

SA n78 / NR 100MHz / DFT-s-OFDM / QPSK for Antenna 1								
Channel	Frequency (MHz)	EIRP (dBm)	Limit (dBm)	Over Limit (dB)	S.G. Power (dBm)	TX Cable loss (dB)	TX Antenna Gain (dBi)	Polarization (H/V)
Middle	7404	-55.84	-13	-42.84	-66.32	2.76	13.24	H
	11106	-43.12	-13	-30.12	-52.71	3.42	13.01	H
	14808	-46.56	-13	-33.56	-56.17	3.83	13.44	H
	7404	-56.06	-13	-43.06	-66.50	2.80	13.24	V
	11106	-47.21	-13	-34.21	-56.76	3.46	13.01	V
	14808	-47.76	-13	-34.76	-57.32	3.88	13.44	V

Remark: Spurious emissions within 30-1000MHz were found more than 20dB below limit line.

EN-DC_2A_n78A / LTE 10MHz + NR 100MHz / DFT-s-OFDM / QPSK for Antenna 4+1								
Channel	Frequency (MHz)	EIRP (dBm)	Limit (dBm)	Over Limit (dB)	S.G. Power (dBm)	TX Cable loss (dB)	TX Antenna Gain (dBi)	Polarization (H/V)
Middle	7482	-52.01	-13	-39.01	-62.49	2.76	13.24	H
	11220	-49.79	-13	-36.79	-59.38	3.42	13.01	H
	14964	-56.66	-13	-43.66	-66.27	3.83	13.44	H
	7482	-52.26	-13	-39.26	-62.70	2.80	13.24	V
	11220	-54.46	-13	-41.46	-64.01	3.46	13.01	V
	14964	-57.86	-13	-44.86	-67.42	3.88	13.44	V

Remark: Spurious emissions within 30-1000MHz were found more than 20dB below limit line.

EN-DC_5A_n78A / LTE 10MHz + NR 100MHz / DFT-s-OFDM / QPSK for Antenna 4+8								
Channel	Frequency (MHz)	EIRP (dBm)	Limit (dBm)	Over Limit (dB)	S.G. Power (dBm)	TX Cable loss (dB)	TX Antenna Gain (dBi)	Polarization (H/V)
Middle	7482	-49.90	-13	-36.90	-60.38	2.76	13.24	H
	11220	-49.06	-13	-36.06	-58.65	3.42	13.01	H
	14964	-57.58	-13	-44.58	-67.19	3.83	13.44	H
	7482	-50.50	-13	-37.50	-60.94	2.80	13.24	V
	11220	-53.32	-13	-40.32	-62.87	3.46	13.01	V
	14964	-58.03	-13	-45.03	-67.59	3.88	13.44	V

Remark: Spurious emissions within 30-1000MHz were found more than 20dB below limit line.

EN-DC_7A_n78A / LTE 10MHz + NR 100MHz / DFT-s-OFDM / QPSK for Antenna 4+5								
Channel	Frequency (MHz)	EIRP (dBm)	Limit (dBm)	Over Limit (dB)	S.G. Power (dBm)	TX Cable loss (dB)	TX Antenna Gain (dBi)	Polarization (H/V)
Middle	7482	-46.22	-13	-33.22	-56.70	2.76	13.24	H
	11220	-50.26	-13	-37.26	-59.85	3.42	13.01	H
	14964	-57.71	-13	-44.71	-67.32	3.83	13.44	H
	7482	-53.17	-13	-40.17	-63.61	2.80	13.24	V
	11220	-54.49	-13	-41.49	-64.04	3.46	13.01	V
	14964	-58.00	-13	-45.00	-67.56	3.88	13.44	V

Remark: Spurious emissions within 30-1000MHz were found more than 20dB below limit line.

EN-DC_38A_n78A / LTE 10MHz + NR 100MHz / DFT-s-OFDM / QPSK for Antenna 4+5								
Channel	Frequency (MHz)	EIRP (dBm)	Limit (dBm)	Over Limit (dB)	S.G. Power (dBm)	TX Cable loss (dB)	TX Antenna Gain (dBi)	Polarization (H/V)
Middle	7482	-53.22	-13	-40.22	-63.70	2.76	13.24	H
	11220	-52.28	-13	-39.28	-61.87	3.42	13.01	H
	14964	-58.28	-13	-45.28	-67.89	3.83	13.44	H
	7482	-57.84	-13	-44.84	-68.28	2.80	13.24	V
	11220	-57.49	-13	-44.49	-67.04	3.46	13.01	V
	14964	-58.01	-13	-45.01	-67.57	3.88	13.44	V

Remark: Spurious emissions within 30-1000MHz were found more than 20dB below limit line.

EN-DC_41A_n78A / LTE 10MHz + NR 100MHz / DFT-s-OFDM / QPSK for Antenna 4+8								
Channel	Frequency (MHz)	EIRP (dBm)	Limit (dBm)	Over Limit (dB)	S.G. Power (dBm)	TX Cable loss (dB)	TX Antenna Gain (dBi)	Polarization (H/V)
Middle	7482	-53.37	-13	-40.37	-63.85	2.76	13.24	H
	11220	-56.42	-13	-43.42	-66.01	3.42	13.01	H
	14964	-58.22	-13	-45.22	-67.83	3.83	13.44	H
	7482	-55.66	-13	-42.66	-66.10	2.80	13.24	V
	11220	-57.64	-13	-44.64	-67.19	3.46	13.01	V
	14964	-57.86	-13	-44.86	-67.42	3.88	13.44	V

Remark: Spurious emissions within 30-1000MHz were found more than 20dB below limit line.

EN-DC_66A_n78A / LTE 10MHz + NR 100MHz / DFT-s-OFDM / QPSK for Antenna 4+3								
Channel	Frequency (MHz)	EIRP (dBm)	Limit (dBm)	Over Limit (dB)	S.G. Power (dBm)	TX Cable loss (dB)	TX Antenna Gain (dBi)	Polarization (H/V)
Middle	7482	-51.90	-13	-38.90	-62.38	2.76	13.24	H
	11220	-47.99	-13	-34.99	-57.58	3.42	13.01	H
	14964	-57.65	-13	-44.65	-67.26	3.83	13.44	H
	7482	-54.10	-13	-41.10	-64.54	2.80	13.24	V
	11220	-54.76	-13	-41.76	-64.31	3.46	13.01	V
	14964	-57.67	-13	-44.67	-67.23	3.88	13.44	V

Remark: Spurious emissions within 30-1000MHz were found more than 20dB below limit line.