WCDMA Band V (RMC 12.2Kbps)	WCDMA Band II (RMC 12.2Kbps)
Lowest Channel	**Lowest Channel**
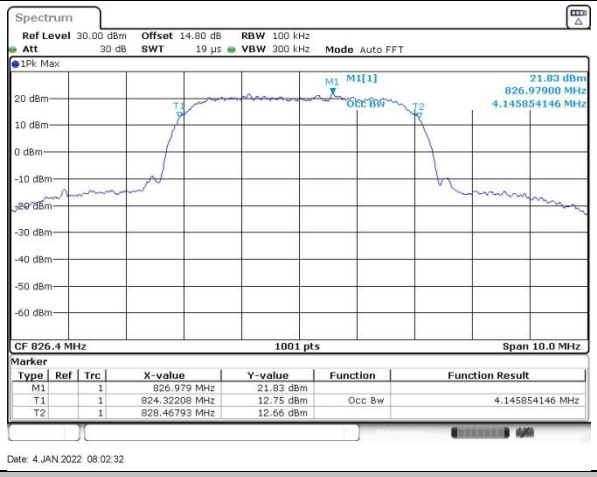	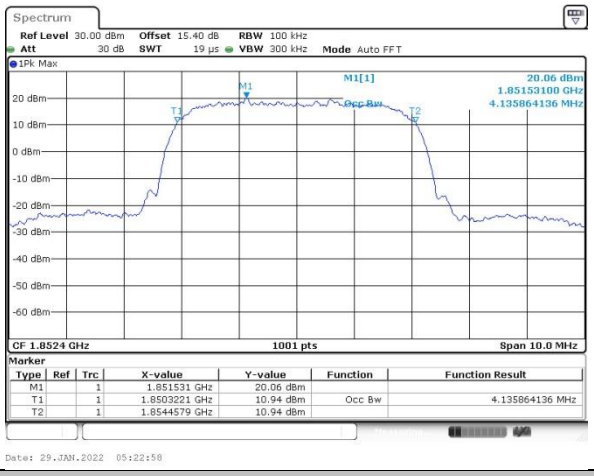
Middle Channel	**Middle Channel**
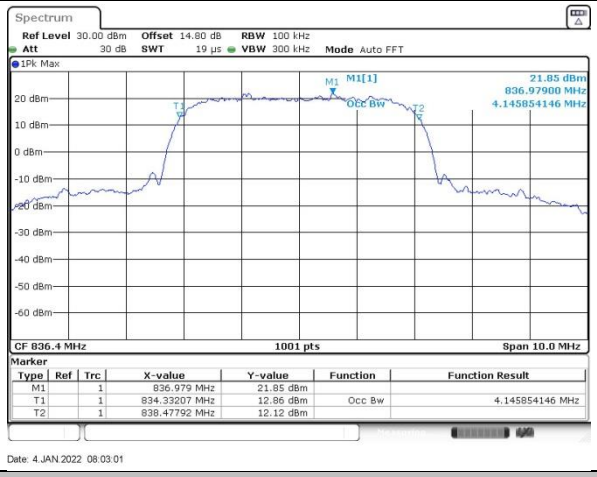	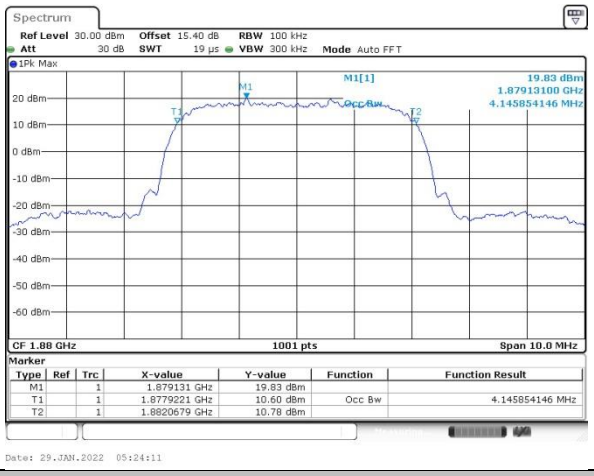
Highest Channel	**Highest Channel**
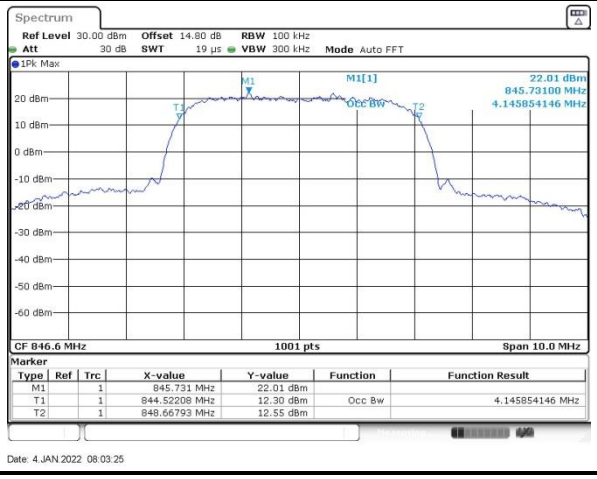	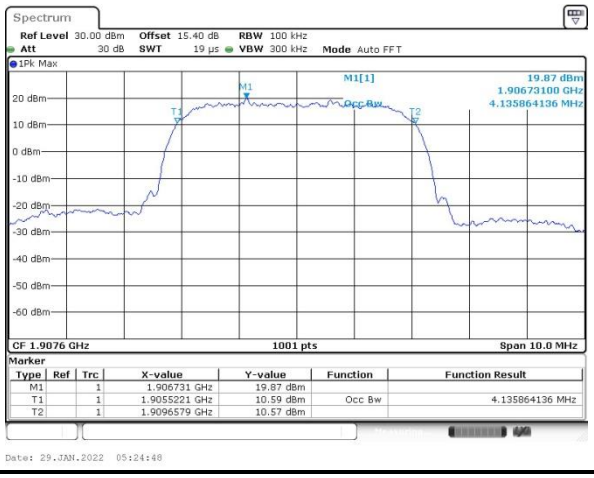

Conducted Band Edge

WCDMA Band V (RMC 12.2Kbps)

Lowest Band Edge

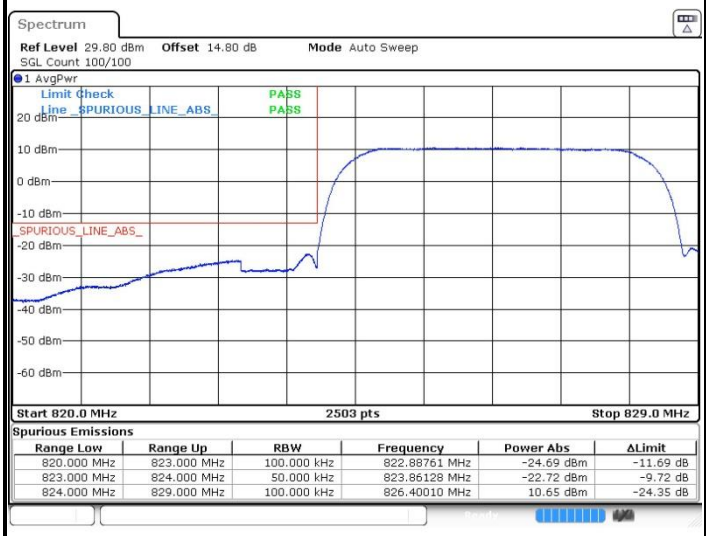

Spurious Emissions

Range Low	Range Up	RBW	Frequency	Power Abs	ΔLimit
820.000 MHz	823.000 MHz	100.000 kHz	822.88761 MHz	-24.69 dBm	-11.69 dB
823.000 MHz	824.000 MHz	50.000 kHz	823.86128 MHz	-22.72 dBm	-9.72 dB
824.000 MHz	829.000 MHz	100.000 kHz	826.40010 MHz	10.65 dBm	-24.35 dB

Date: 4.JAN.2022 08:05:45

Highest Band Edge

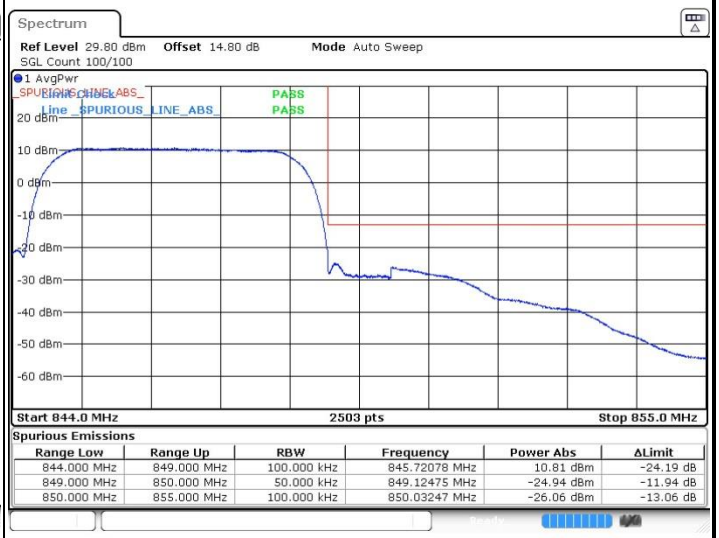

Spurious Emissions

Range Low	Range Up	RBW	Frequency	Power Abs	ΔLimit
844.000 MHz	849.000 MHz	100.000 kHz	845.72078 MHz	10.81 dBm	-24.19 dB
849.000 MHz	850.000 MHz	50.000 kHz	849.12475 MHz	-24.94 dBm	-11.94 dB
850.000 MHz	855.000 MHz	100.000 kHz	850.03247 MHz	-26.06 dBm	-13.06 dB

Date: 4.JAN.2022 08:06:28

WCDMA Band II (RMC 12.2Kbps)

Lowest Band Edge

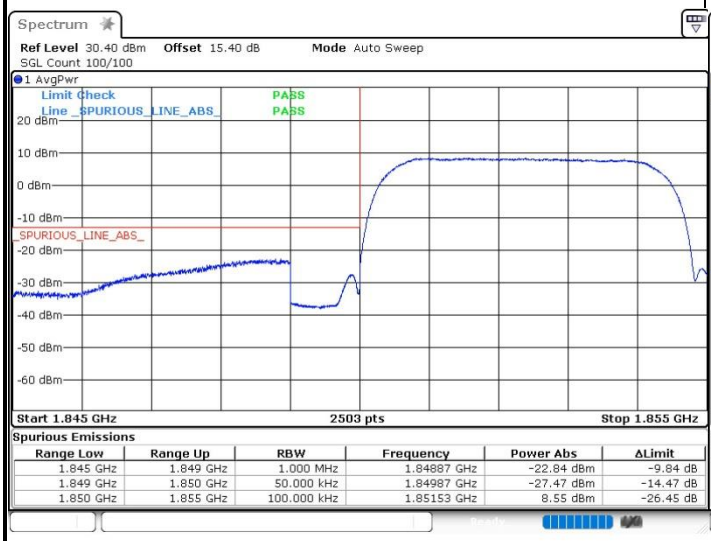

Spurious Emissions

Range Low	Range Up	RBW	Frequency	Power Abs	ΔLimit
1.845 GHz	1.849 GHz	1.000 MHz	1.84887 GHz	-22.84 dBm	-9.84 dB
1.849 GHz	1.850 GHz	50.000 kHz	1.84987 GHz	-27.47 dBm	-14.47 dB
1.850 GHz	1.855 GHz	100.000 kHz	1.85153 GHz	8.55 dBm	-26.45 dB

Date: 29.JAN.2022 05:48:36

Highest Band Edge

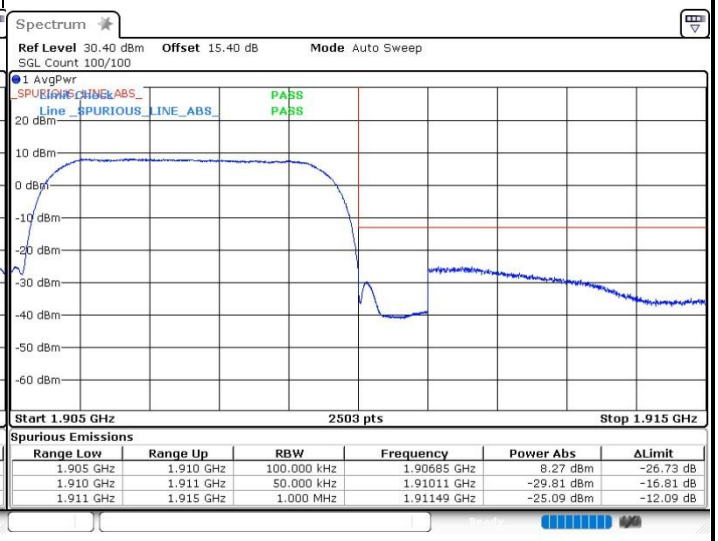

Spurious Emissions

Range Low	Range Up	RBW	Frequency	Power Abs	ΔLimit
1.905 GHz	1.910 GHz	100.000 kHz	1.90685 GHz	8.27 dBm	-26.73 dB
1.910 GHz	1.911 GHz	50.000 kHz	1.91011 GHz	-29.81 dBm	-16.81 dB
1.911 GHz	1.915 GHz	1.000 MHz	1.91149 GHz	-25.09 dBm	-12.09 dB

Date: 29.JAN.2022 05:49:43

Conducted Spurious Emission

WCDMA Band V (RMC 12.2Kbps)

Lowest Channel

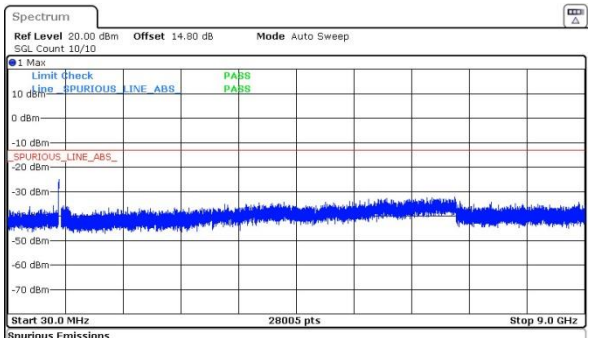

Spurious Emissions

Range Low	Range Up	RBW	Frequency	Power Abs	ΔLimit
30.000 MHz	820.000 MHz	1.000 MHz	819.80260 MHz	-25.18 dBm	-12.18 dB
855.000 MHz	1.000 GHz	1.000 MHz	896.55797 MHz	-35.87 dBm	-22.87 dB
1.000 GHz	3.000 GHz	1.000 MHz	1.89051 GHz	-36.44 dBm	-23.44 dB
3.000 GHz	7.000 GHz	1.000 MHz	6.97825 GHz	-32.14 dBm	-19.14 dB
7.000 GHz	9.000 GHz	1.000 MHz	7.06337 GHz	-34.09 dBm	-21.09 dB

Middle Channel

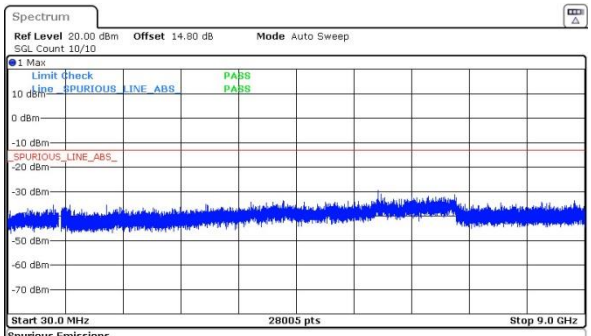

Spurious Emissions

Range Low	Range Up	RBW	Frequency	Power Abs	ΔLimit
30.000 MHz	820.000 MHz	1.000 MHz	728.60320 MHz	-35.66 dBm	-22.66 dB
855.000 MHz	1.000 GHz	1.000 MHz	999.09420 MHz	-35.38 dBm	-22.38 dB
1.000 GHz	3.000 GHz	1.000 MHz	1.56380 GHz	-35.62 dBm	-22.62 dB
3.000 GHz	7.000 GHz	1.000 MHz	5.78240 GHz	-29.50 dBm	-16.50 dB
7.000 GHz	9.000 GHz	1.000 MHz	8.83665 GHz	-33.68 dBm	-20.68 dB

Date: 4.JAN.2022 08:08:58

Highest Channel

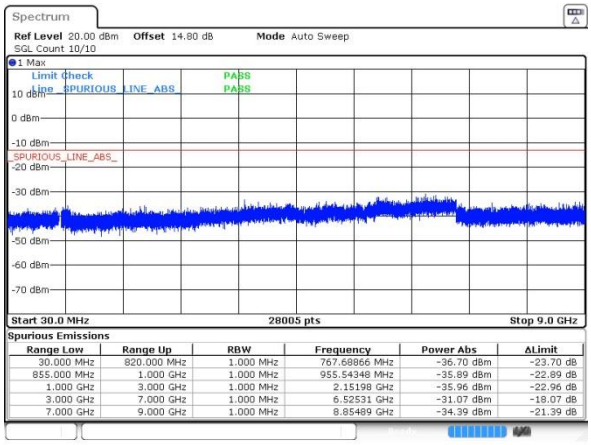

Spurious Emissions

Range Low	Range Up	RBW	Frequency	Power Abs	ΔLimit
30.000 MHz	820.000 MHz	1.000 MHz	767.68866 MHz	-36.70 dBm	-23.70 dB
855.000 MHz	1.000 GHz	1.000 MHz	955.54348 MHz	-35.89 dBm	-22.89 dB
1.000 GHz	3.000 GHz	1.000 MHz	2.15198 GHz	-35.96 dBm	-22.96 dB
3.000 GHz	7.000 GHz	1.000 MHz	6.52531 GHz	-31.07 dBm	-18.07 dB
7.000 GHz	9.000 GHz	1.000 MHz	8.85489 GHz	-34.39 dBm	-21.39 dB

Date: 4.JAN.2022 08:11:29

WCDMA Band II (RMC 12.2Kbps)

Lowest Channel

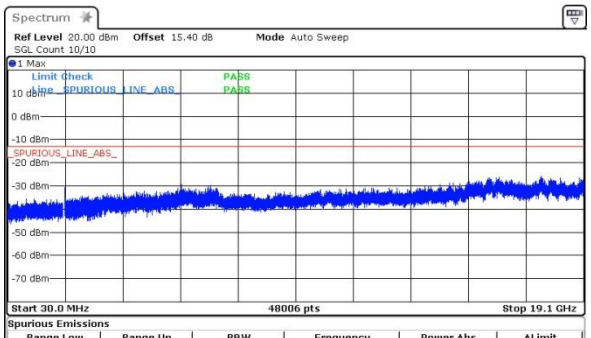

Spurious Emissions

Range Low	Range Up	RBW	Frequency	Power Abs	ΔLimit
30.000 MHz	1.000 GHz	1.000 MHz	905.22989 MHz	-35.74 dBm	-22.74 dB
1.000 GHz	1.845 GHz	1.000 MHz	1.31988 GHz	-35.83 dBm	-22.83 dB
1.915 GHz	3.000 GHz	1.000 MHz	1.91561 GHz	-30.76 dBm	-17.76 dB
3.000 GHz	7.000 GHz	1.000 MHz	5.78690 GHz	-29.30 dBm	-16.30 dB
7.000 GHz	13.600 GHz	1.000 MHz	12.07009 GHz	-30.79 dBm	-17.79 dB
13.600 GHz	19.100 GHz	1.000 MHz	17.69033 GHz	-25.82 dBm	-12.82 dB

Middle Channel

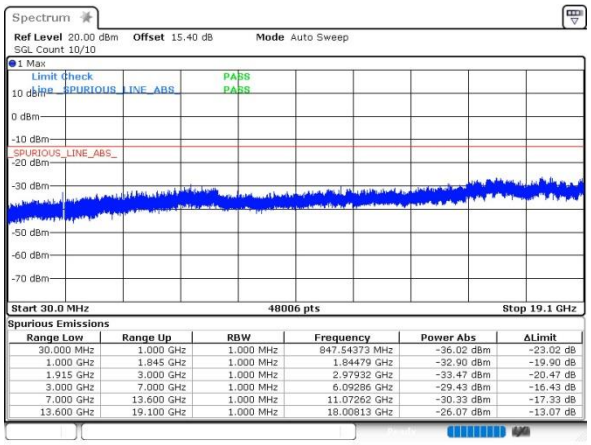

Spurious Emissions

Range Low	Range Up	RBW	Frequency	Power Abs	ΔLimit
30.000 MHz	1.000 GHz	1.000 MHz	847.54373 MHz	-36.02 dBm	-23.02 dB
1.000 GHz	1.845 GHz	1.000 MHz	1.84479 GHz	-32.90 dBm	-19.90 dB
1.915 GHz	3.000 GHz	1.000 MHz	2.97932 GHz	-33.47 dBm	-20.47 dB
3.000 GHz	7.000 GHz	1.000 MHz	6.09286 GHz	-29.43 dBm	-16.43 dB
7.000 GHz	13.600 GHz	1.000 MHz	11.07262 GHz	-30.33 dBm	-17.33 dB
13.600 GHz	19.100 GHz	1.000 MHz	18.00813 GHz	-26.07 dBm	-13.07 dB

Date: 29.JAN.2022 05:41:45

Highest Channel

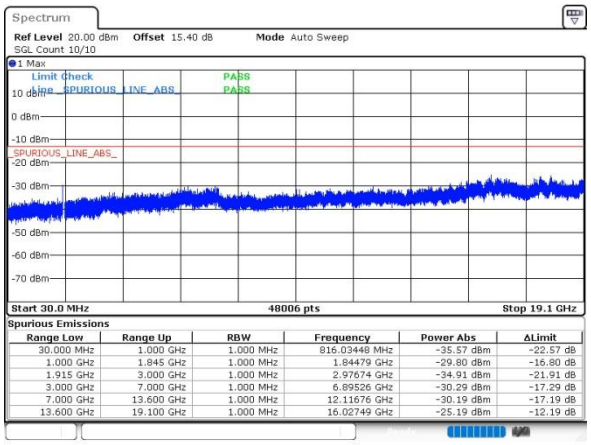

Spurious Emissions

Range Low	Range Up	RBW	Frequency	Power Abs	ΔLimit
30.000 MHz	1.000 GHz	1.000 MHz	816.03448 MHz	-35.57 dBm	-22.57 dB
1.000 GHz	1.845 GHz	1.000 MHz	1.84479 GHz	-29.80 dBm	-16.80 dB
1.915 GHz	3.000 GHz	1.000 MHz	2.97674 GHz	-34.91 dBm	-21.91 dB
3.000 GHz	7.000 GHz	1.000 MHz	6.89526 GHz	-30.29 dBm	-17.29 dB
7.000 GHz	13.600 GHz	1.000 MHz	12.11676 GHz	-30.19 dBm	-17.19 dB
13.600 GHz	19.100 GHz	1.000 MHz	16.02749 GHz	-25.19 dBm	-12.19 dB

Date: 29.JAN.2022 05:42:59

Frequency Stability

Test Conditions	Middle Channel	WCDMA Band V (RMC 12.2Kbps)	Limit 2.5ppm
Temperature (°C)	Voltage (Volt)	Deviation (ppm)	Result
50	Normal Voltage	0.0099	PASS
40	Normal Voltage	0.0205	
30	Normal Voltage	0.0431	
20(Ref.)	Normal Voltage	0.0000	
10	Normal Voltage	0.0208	
0	Normal Voltage	0.0143	
-10	Normal Voltage	0.0062	
-20	Normal Voltage	0.0223	
-30	Normal Voltage	0.0236	
20	Maximum Voltage	0.0011	
20	Normal Voltage	0.0224	
20	Battery End Point	0.0263	

Note: Normal Voltage = 3.87V；Battery End Point (BEP) =3.6V；Maximum Voltage =4.45V

Test Conditions	Middle Channel	WCDMA Band II (RMC 12.2Kbps)	Limit Note 2.
Temperature (°C)	Voltage (Volt)	Deviation (ppm)	Result
50	Normal Voltage	0.0016	PASS
40	Normal Voltage	0.0032	
30	Normal Voltage	0.0015	
20(Ref.)	Normal Voltage	0.0000	
10	Normal Voltage	0.0038	
0	Normal Voltage	0.0032	
-10	Normal Voltage	0.0026	
-20	Normal Voltage	0.0014	
-30	Normal Voltage	0.0019	
20	Maximum Voltage	0.0018	
20	Normal Voltage	0.0012	
20	Battery End Point	0.0034	

Note:

1. Normal Voltage = 3.87V；Battery End Point (BEP) =3.6V；Maximum Voltage =4.45V
2. The frequency fundamental emissions stay within the authorized frequency block based on the frequency deviation measured is small.

Appendix B. Test Results of Radiated Test

Radiated Spurious Emission

Test Engineer :	Levi Zhuo	Temperature :	22~23℃
		Relative Humidity :	41~42%

GSM850 (GSM)								
Channel	Frequency (MHz)	ERP (dBm)	Limit (dBm)	Over Limit (dB)	S.G. Power (dBm)	TX Cable loss (dB)	TX Antenna Gain (dBi)	Polarization (H/V)
Middle	1672	-50.85	-13	-37.85	-57.82	1.58	10.70	H
	2512	-51.27	-13	-38.27	-59.52	2.102	12.50	H
	3344	-60.32	-13	-47.32	-69.21	2.856	13.90	H
	1672	-47.24	-13	-34.24	-54.21	1.58	10.70	V
	2512	-48.29	-13	-35.29	-56.54	2.10	12.50	V
	3344	-60.33	-13	-47.33	-69.22	2.86	13.90	V

Remark: Spurious emissions within 30-1000MHz were found more than 20dB below limit line.

GSM850 (EDGE class 8)								
Channel	Frequency (MHz)	ERP (dBm)	Limit (dBm)	Over Limit (dB)	S.G. Power (dBm)	TX Cable loss (dB)	TX Antenna Gain (dBi)	Polarization (H/V)
Middle	1672	-48.14	-13	-35.14	-55.11	1.58	10.70	H
	2512	-50.77	-13	-37.77	-59.02	2.102	12.50	H
	3344	-59.96	-13	-46.96	-68.85	2.856	13.90	H
	1672	-50.92	-13	-37.92	-57.89	1.58	10.70	V
	2512	-47.12	-13	-34.12	-55.37	2.10	12.50	V
	3344	-60.20	-13	-47.20	-69.09	2.86	13.90	V

Remark: Spurious emissions within 30-1000MHz were found more than 20dB below limit line.

GSM1900 (GSM)								
Channel	Frequency (MHz)	EIRP (dBm)	Limit (dBm)	Over Limit (dB)	S.G. Power (dBm)	TX Cable loss (dB)	TX Antenna Gain (dBi)	Polarization (H/V)
Middle	3765	-56.69	-13	-43.69	-68.95	2.64	14.90	H
	5640	-54.70	-13	-41.70	-66.56	2.94	14.80	H
	7515	-53.43	-13	-40.43	-63.20	3.39	13.16	H
	3765	-57.08	-13	-44.08	-69.34	2.64	14.90	V
	5640	-54.75	-13	-41.75	-66.61	2.94	14.80	V
	7515	-53.40	-13	-40.40	-63.17	3.39	13.16	V

Remark: Spurious emissions within 30-1000MHz were found more than 20dB below limit line.

GSM1900 (EDGE class 8)								
Channel	Frequency (MHz)	EIRP (dBm)	Limit (dBm)	Over Limit (dB)	S.G. Power (dBm)	TX Cable loss (dB)	TX Antenna Gain (dBi)	Polarization (H/V)
Middle	3765	-56.89	-13	-43.89	-69.15	2.641	14.90	H
	5640	-53.66	-13	-40.66	-65.52	2.94	14.80	H
	7515	-53.49	-13	-40.49	-63.26	3.39	13.16	H
	3765	-56.63	-13	-43.63	-68.89	2.64	14.90	V
	5640	-55.18	-13	-42.18	-67.04	2.94	14.80	V
	7515	-53.33	-13	-40.33	-63.10	3.39	13.16	V

Remark: Spurious emissions within 30-1000MHz were found more than 20dB below limit line.

WCDMA Band V(RMC 12.2Kbps)								
Channel	Frequency (MHz)	ERP (dBm)	Limit (dBm)	Over Limit (dB)	S.G. Power (dBm)	TX Cable loss (dB)	TX Antenna Gain (dBi)	Polarization (H/V)
Middle	1672	-65.27	-13	-52.27	-72.24	1.58	10.70	H
	2512	-60.07	-13	-47.07	-68.32	2.102	12.50	H
	3344	-60.44	-13	-47.44	-69.33	2.856	13.90	H
	1672	-65.14	-13	-52.14	-72.11	1.58	10.70	V
	2512	-59.68	-13	-46.68	-67.93	2.10	12.50	V
	3344	-60.23	-13	-47.23	-69.12	2.86	13.90	V

Remark: Spurious emissions within 30-1000MHz were found more than 20dB below limit line.

WCDMA Band II(RMC 12.2Kbps)								
Channel	Frequency (MHz)	EIRP (dBm)	Limit (dBm)	Over Limit (dB)	S.G. Power (dBm)	TX Cable loss (dB)	TX Antenna Gain (dBi)	Polarization (H/V)
Middle	3765	-56.80	-13	-43.80	-69.06	2.64	14.90	H
	5640	-46.24	-13	-33.24	-58.10	2.94	14.80	H
	7515	-52.67	-13	-39.67	-62.44	3.39	13.16	H
	3765	-57.02	-13	-44.02	-69.28	2.64	14.90	V
	5640	-47.61	-13	-34.61	-59.47	2.94	14.80	V
	7515	-52.49	-13	-39.49	-62.26	3.39	13.16	V

Remark: Spurious emissions within 30-1000MHz were found more than 20dB below limit line.

WCDMA Band IV(RMC 12.2Kbps)								
Channel	Frequency (MHz)	EIRP (dBm)	Limit (dBm)	Over Limit (dB)	S.G. Power (dBm)	TX Cable loss (dB)	TX Antenna Gain (dBi)	Polarization (H/V)
Middle	3465	-57.85	-13	-44.85	-68.59	2.604	13.34	H
	5190	-54.87	-13	-41.87	-65.38	3.011	13.52	H
	6930	-54.53	-13	-41.53	-64.73	3.271	13.47	H
	3465	-58.14	-13	-45.14	-68.88	2.604	13.34	V
	5190	-54.90	-13	-41.90	-65.41	3.011	13.52	V
	6930	-54.54	-13	-41.54	-64.74	3.271	13.47	V

Remark: Spurious emissions within 30-1000MHz were found more than 20dB below limit line.

Appendix D. Reference Report

Please refer to Sporton report number FG180507A which is issued separately.