FCC SAR TEST REPORT

Applicantion No:	AR/2021/50004
Applicant:	Xiaomi Communications Co., Ltd.
Manufacturer:	Xiaomi Communications Co., Ltd.
Product Name:	Mobile Phone
Model No.(EUT):	21081111RG
Brand Name:	XIAOMI
FCC ID:	2AFZZ11RG
Standards:	FCC 47CFR §2.1093
Date of Receipt:	2021-06-05
Date of Test:	2021-06-07 to 2021-07-27
Date of Issue:	2021-07-29
Test conclusion:	**PASS ***

* In the configuration tested, the EUT detailed in this report complied with the standards specified above.

Authorized Signature:

Derek Yang
Wireless Laboratory Manager

Unless otherwise agreed in writing, this document is issued by the Company subject to its General Conditions of Service printed overleaf, available on request or accessible at http://www.sgs.com/en/Terms-and-Conditions.aspx and, for electronic format documents, subject to Terms and Conditions for Electronic Documents at http://www.sgs.com/en/Terms-and-Conditions/Terms-e-Document.aspx. Attention is drawn to the limitation of liability, indemnification and jurisdiction issues defined therein. Any holder of this document is advised that information contained hereon reflects the Company's findings at the time of its intervention only and within the limits of Client's instructions, if any. The Company's sole responsibility is to its Client and this document does not exonerate parties to a transaction from exercising all their rights and obligations under the transaction documents. This document cannot be reproduced except in full, without prior written approval of the Company. Any unauthorized alteration, forgery or falsification of the content or appearance of this document is unlawful and offenders may be prosecuted to the fullest extent of the law. Unless otherwise stated the results shown in this test report refer only to the sample(s) tested and such sample(s) are retained for 30 days only.
Attention: To check the authenticity of testing /inspection report & certificate, please contact us at telephone: (86-755) 8307 1443, or email: CN.Doccheck@sgs.com

SGS-CSTC Standards Technical Services Co., Ltd. Shenzhen Branch

No.1 Workshop, M-10, Middle Section, Science & Technology Park, Shenzhen, China 518057 t (86-755) 26012053 f (86-755) 26710594 www.sgsgroup.com.cn
中国·深圳·科技园中区M-10栋一号厂房 邮编: 518057 t (86-755) 26012053 f (86-755) 26710594 sgs.china@sgs.com

Member of the SGS Group (SGS SA)

REVISION HISTORY

Report Number	Revision	Description	Issue Date
SAR/2021/5000402	01	Original	2021-07-29

Unless otherwise agreed in writing, this document is issued by the Company subject to its General Conditions of Service printed overleaf, available on request or accessible at http://www.sgs.com/en/Terms-and-Conditions.aspx and, for electronic format documents, subject to Terms and Conditions for Electronic Documents at http://www.sgs.com/en/Terms-and-Conditions/Terms-e-Document.aspx. Attention is drawn to the limitation of liability, indemnification and jurisdiction issues defined therein. Any holder of this document is advised that information contained hereon reflects the Company's findings at the time of its intervention only and within the limits of Client's instructions, if any. The Company's sole responsibility is to its Client and this document does not exonerate parties to a transaction from exercising all their rights and obligations under the transaction documents. This document cannot be reproduced except in full, without prior written approval of the Company. Any unauthorized alteration, forgery or falsification of the content or appearance of this document is unlawful and offenders may be prosecuted to the fullest extent of the law. Unless otherwise stated the results shown in this test report refer only to the sample(s) tested and such sample(s) are retained for 30 days only.
Attention: To check the authenticity of testing /inspection report & certificate, please contact us at telephone: (86-755) 8307 1443, or email: CN.Doccheck@sgs.com

SGS-CSTC Standards Technical Services Co., Ltd. Shenzhen Branch EMC Laboratory
No.1 Workshop, M-10, Middle Section, Science & Technology Park, Shenzhen, China 518057 t (86-755) 26012053 f (86-755) 26710594 www.sgsgroup.com.cn
中国·深圳·科技园中区M-10栋一号厂房 邮编: 518057 t (86-755) 26012053 f (86-755) 26710594 sgs.china@sgs.com

Member of the SGS Group (SGS SA)

TEST SUMMARY

Frequency Band	Maximum Reported SAR(W/kg)			
	Head	Body-worn	Hotspot	Product Specific 10-g SAR
GSM850	0.32	0.35	0.65	NA
GSM1900	0.61	0.29	0.56	NA
WCDMA Band II	1.00	0.83	0.92	2.30
WCDMA Band IV	0.86	0.59	0.92	2.50
WCDMA Band V	0.64	0.50	0.70	NA
LTE Band 2	0.35	0.49	0.38	1.67
LTE Band 4	0.80	0.74	0.61	2.37
LTE Band 5	0.50	0.35	0.49	NA
LTE Band 7	0.52	0.70	0.37	1.69
LTE Band 12	0.65	0.24	0.55	NA
LTE Band 13	0.92	0.35	0.59	NA
LTE Band 17	0.65	0.23	0.55	NA
LTE Band 26	0.90	0.37	0.73	NA
LTE Band 38	0.51	0.50	0.60	0.84
LTE Band 41	0.38	0.30	0.47	NA
LTE Band 42	1.09	0.73	0.65	2.44
LTE Band 66	0.54	0.55	0.54	2.48
NR Band n5	0.48	0.42	0.31	NA
NR Band n7	0.50	0.54	0.34	NA
NR Band n38	0.75	0.72	0.67	1.49
NR Band n41	0.90	0.51	0.63	1.17
NR Band n66	0.80	0.53	0.27	1.45
NR Band n77	1.06	0.82	0.60	2.49
NR Band n78	0.55	0.51	0.51	NA
WI-FI (2.4GHz)	0.81	0.11	0.27	NA
WI-FI (5GHz)	0.80	0.33	0.67	1.29
BT	0.55	<0.10	<0.10	NA
SAR Limited(W/kg)	1.6			4.0
Maximum Simultaneous Transmission SAR (W/kg)				
Scenario	Head	Body-worn	Hotspot	Product Specific 10-g SAR
Sum SAR	1.59	1.26	1.53	3.80
SPLSR	NA	NA	NA	NA
SPLSR Limited	0.04			0.1

Reviewed by

Jackson Li

Jackson Li

Prepared by

Roman Pan

Roman Pan

Test Engineer：Rick Chen, Vito Wang, Jack Huang, York Liu, Charley Shen

Unless otherwise agreed in writing, this document is issued by the Company subject to its General Conditions of Service printed overleaf, available on request or accessible at http://www.sgs.com/en/Terms-and-Conditions.aspx and, for electronic format documents, subject to Terms and Conditions for Electronic Documents at http://www.sgs.com/en/Terms-and-Conditions/Terms-e-Document.aspx. Attention is drawn to the limitation of liability, indemnification and jurisdiction issues defined therein. Any holder of this document is advised that information contained hereon reflects the Company's findings at the time of its intervention only and within the limits of Client's instructions, if any. The Company's sole responsibility is to its Client and this document does not exonerate parties to a transaction from exercising all their rights and obligations under the transaction documents. This document cannot be reproduced except in full, without prior written approval of the Company. Any unauthorized alteration, forgery or falsification of the content or appearance of this document is unlawful and offenders may be prosecuted to the fullest extent of the law. Unless otherwise stated the results shown in this test report refer only to the sample(s) tested and such sample(s) are retained for 30 days only.
Attention: To check the authenticity of testing /inspection report & certificate, please contact us at telephone: (86-755) 8307 1443, or email: CN.Doccheck@sgs.com

SGS-CSTC Standards Technical Services Co., Ltd. Shenzhen Branch

No.1 Workshop, M-10, Middle Section, Science & Technology Park, Shenzhen, China 518057 t (86-755) 26012053 f (86-755) 26710594 www.sgsgroup.com.cn
中国·深圳·科技园中区M-10栋一号厂房 邮编: 518057 t (86-755) 26012053 f (86-755) 26710594 sgs.china@sgs.com

Member of the SGS Group (SGS SA)

CONTENTS

1 GENERAL INFORMATION 7

1.1 DETAILS OF CLIENT 7
1.2 TEST LOCATION 7
1.3 TEST FACILITY 8
1.4 GENERAL DESCRIPTION OF EUT 9
1.4.1 DUT Antenna Locations(Back View) 11
1.4.2 LTE CA additional specification 12
1.4.3 Power reduction specification 13
1.5 TEST SPECIFICATION 14
1.6 RF EXPOSURE LIMITS 15

2 LABORATORY ENVIRONMENT 16

3 SAR MEASUREMENTS SYSTEM CONFIGURATION 17

3.1 THE SAR MEASUREMENT SYSTEM 17
3.2 ISOTROPIC E-FIELD PROBE EX3DV4 18
3.3 DATA ACQUISITION ELECTRONICS (DAE) 19
3.4 SAM TWIN PHANTOM 19
3.5 ELI PHANTOM 20
3.6 DEVICE HOLDER FOR TRANSMITTERS 21
3.7 MEASUREMENT PROCEDURE 22
3.7.1 Scanning procedure 22
3.7.2 Data Storage 24
3.7.3 Data Evaluation by SEMCAD 24

4 SAR MEASUREMENT VARIABILITY AND UNCERTAINTY 26

4.1 SAR MEASUREMENT VARIABILITY 26
4.2 SAR MEASUREMENT UNCERTAINTY 26

5 DESCRIPTION OF TEST POSITION 27

5.1 HEAD EXPOSURE CONDITION 27
5.1.1 SAM Phantom Shape 27
5.1.2 EUT constructions 28
5.1.3 Definition of the “cheek” position 28
5.1.4 Definition of the “tilted” position 29
5.2 BODY EXPOSURE CONDITION 30
5.2.1 Body-worn accessory exposure conditions 30
5.2.2 Wireless Router exposure conditions 31
5.3 EXTREMITY EXPOSURE CONDITIONS 31
5.4 PROXIMITY SENSOR TRIGGERING TEST 35

6 SAR SYSTEM VERIFICATION PROCEDURE 39

6.1 TISSUE SIMULATE LIQUID 39
6.1.1 Recipes for Tissue Simulate Liquid 39
6.1.2 Measurement for Tissue Simulate Liquid 40
6.2 SAR SYSTEM CHECK 42

Unless otherwise agreed in writing, this document is issued by the Company subject to its General Conditions of Service printed overleaf, available on request or accessible at http://www.sgs.com/en/Terms-and-Conditions.aspx and, for electronic format documents, subject to Terms and Conditions for Electronic Documents at http://www.sgs.com/en/Terms-and-Conditions/Terms-e-Document.aspx. Attention is drawn to the limitation of liability, indemnification and jurisdiction issues defined therein. Any holder of this document is advised that information contained hereon reflects the Company's findings at the time of its intervention only and within the limits of Client's instructions, if any. The Company's sole responsibility is to its Client and this document does not exonerate parties to a transaction from exercising all their rights and obligations under the transaction documents. This document cannot be reproduced except in full, without prior written approval of the Company. Any unauthorized alteration, forgery or falsification of the content or appearance of this document is unlawful and offenders may be prosecuted to the fullest extent of the law. Unless otherwise stated the results shown in this test report refer only to the sample(s) tested and such sample(s) are retained for 30 days only.
Attention: To check the authenticity of testing /inspection report & certificate, please contact us at telephone: (86-755) 8307 1443, or email: CN.Doccheck@sgs.com
SGS-CSTC Standards Technical Services Co., Ltd. Shenzhen Branch
No.1 Workshop, M-10, Middle Section, Science & Technology Park, Shenzhen, China 518057 t (86-755) 26012053 f (86-755) 26710594 www.sgsgroup.com.cn
中国·深圳·科技园中区M-10栋一号厂房 邮编: 518057 t (86-755) 26012053 f (86-755) 26710594 sgs.china@sgs.com
Member of the SGS Group (SGS SA)

6.2.1 Justification for Extended SAR Dipole Calibrations 43
6.2.2 Summary System Check Result(s) 44
6.2.3 Detailed System Check Results 45

7 TEST CONFIGURATION 46

7.1 3G SAR TEST REDUCTION PROCEDURE 46
7.2 OPERATION CONFIGURATIONS 46
7.2.1 GSM Test Configuration 46
7.2.2 WCDMA Test Configuration 47
7.2.3 WiFi Test Configuration 53
7.2.4 LTE Test Configuration 60
7.2.5 NR Band Test Configuration 63

8 TEST RESULT 66

8.1 MEASUREMENT OF RF CONDUCTED POWER 66
8.1.1 Conducted Power of GSM 66
8.1.2 Conducted Power of WCDMA 66
8.1.3 Conducted Power of LTE 66
8.1.4 Conducted Power of Uplink LTE CA 67
8.1.5 Conducted Power of WIFI 69
8.1.6 Conducted Power of BT 70
8.2 STAND-ALONE SAR TEST EVALUATION 71
8.3 MEASUREMENT OF SAR DATA 72
8.3.1 SAR Result of GSM850 73
8.3.2 SAR Result of GSM1900 74
8.3.3 SAR Result of WCDMA Band II 75
8.3.4 SAR Result of WCDMA Band IV 77
8.3.5 SAR Result of WCDMA Band V 78
8.3.6 SAR Result of LTE Band 2 79
8.3.7 SAR Result of LTE Band 4 81
8.3.8 SAR Result of LTE Band 5 84
8.3.9 SAR Result of LTE Band 7 86
8.3.10 SAR Result of LTE Band 12 92
8.3.11 SAR Result of LTE Band 13 94
8.3.12 SAR Result of LTE Band 17 96
8.3.13 SAR Result of LTE Band 26 98
8.3.14 SAR Result of LTE Band 38 100
8.3.15 SAR Result of LTE Band 41 103
8.3.16 SAR Result of LTE Band 42 106
8.3.17 SAR Result of LTE Band 66 110
8.3.18 SAR Result of NR Band n5 114
8.3.19 SAR Result of NR Band n7 116
8.3.20 SAR Result of NR Band n38 119
8.3.21 SAR Result of NR Band n41 122
8.3.22 SAR Result of NR Band n66 125
8.3.23 SAR Result of NR Band n77 128
8.3.24 SAR Result of NR Band n78 137
8.3.25 SAR Result of WIFI2.4G 140
8.3.26 SAR Result of WIFI5G 142
8.3.27 SAR Result of BT 147
8.4 MULTIPLE TRANSMITTER EVALUATION 148

Unless otherwise agreed in writing, this document is issued by the Company subject to its General Conditions of Service printed overleaf, available on request or accessible at http://www.sgs.com/en/Terms-and-Conditions.aspx and, for electronic format documents, subject to Terms and Conditions for Electronic Documents at http://www.sgs.com/en/Terms-and-Conditions/Terms-e-Document.aspx. Attention is drawn to the limitation of liability, indemnification and jurisdiction issues defined therein. Any holder of this document is advised that information contained hereon reflects the Company's findings at the time of its intervention only and within the limits of Client's instructions, if any. The Company's sole responsibility is to its Client and this document does not exonerate parties to a transaction from exercising all their rights and obligations under the transaction documents. This document cannot be reproduced except in full, without prior written approval of the Company. Any unauthorized alteration, forgery or falsification of the content or appearance of this document is unlawful and offenders may be prosecuted to the fullest extent of the law. Unless otherwise stated the results shown in this test report refer only to the sample(s) tested and such sample(s) are retained for 30 days only.
Attention: To check the authenticity of testing /inspection report & certificate, please contact us at telephone: (86-755) 8307 1443, or email: CN.Doccheck@sgs.com
SGS-CSTC Standards Technical Services Co., Ltd. Shenzhen Branch
No.1 Workshop, M-10, Middle Section, Science & Technology Park, Shenzhen, China 518057 t (86-755) 26012053 f (86-755) 26710594 www.sgsgroup.com.cn
中国·深圳·科技园中区M-10栋一号厂房 邮编: 518057 t (86-755) 26012053 f (86-755) 26710594 sgs.china@sgs.com
Member of the SGS Group (SGS SA)

8.4.1 Simultaneous SAR SAR test evaluation *148*
8.4.2 Simultaneous Transmission SAR Summation Scenario *149*

9 EQUIPMENT LIST **180**

10 CALIBRATION CERTIFICATE **181**

11 PHOTOGRAPHS **181**

APPENDIX A: DETAILED SYSTEM CHECK RESULTS **181**

APPENDIX B: DETAILED TEST RESULTS **181**

APPENDIX C: CALIBRATION CERTIFICATE **181**

APPENDIX D: PHOTOGRAPHS **181**

APPENDIX E: CONDUCTED RF OUTPUT POWER TABLE **181**

Unless otherwise agreed in writing, this document is issued by the Company subject to its General Conditions of Service printed overleaf, available on request or accessible at http://www.sgs.com/en/Terms-and-Conditions.aspx and, for electronic format documents, subject to Terms and Conditions for Electronic Documents at http://www.sgs.com/en/Terms-and-Conditions/Terms-e-Document.aspx. Attention is drawn to the limitation of liability, indemnification and jurisdiction issues defined therein. Any holder of this document is advised that information contained hereon reflects the Company's findings at the time of its intervention only and within the limits of Client's instructions, if any. The Company's sole responsibility is to its Client and this document does not exonerate parties to a transaction from exercising all their rights and obligations under the transaction documents. This document cannot be reproduced except in full, without prior written approval of the Company. Any unauthorized alteration, forgery or falsification of the content or appearance of this document is unlawful and offenders may be prosecuted to the fullest extent of the law. Unless otherwise stated the results shown in this test report refer only to the sample(s) tested and such sample(s) are retained for 30 days only.
Attention: To check the authenticity of testing /inspection report & certificate, please contact us at telephone: (86-755) 8307 1443, or email: CN.Doccheck@sgs.com
SGS-CSTC Standards Technical Services Co., Ltd. Shenzhen Branch
No.1 Workshop, M-10, Middle Section, Science & Technology Park, Shenzhen, China 518057 t (86-755) 26012053 f (86-755) 26710594 www.sgsgroup.com.cn
中国·深圳·科技园中区M-10栋一号厂房 邮编: 518057 t (86-755) 26012053 f (86-755) 26710594 sgs.china@sgs.com
Member of the SGS Group (SGS SA)

1 General Information

1.1 Details of Client

Applicant:	Xiaomi Communications Co., Ltd.
Address:	#019, 9th Floor, Building 6, 33 Xi'erqi Middle Road, Haidian District, Beijing, China, 100085
Manufacturer:	Xiaomi Communications Co., Ltd.
Address:	#019, 9th Floor, Building 6, 33 Xi'erqi Middle Road, Haidian District, Beijing, China, 100085

1.2 Test Location

Company:	SGS-CSTC Standards Technical Services Co., Ltd. Shenzhen Branch E&E Lab
Address:	No. 1 Workshop, M-10, Middle section, Science & Technology Park, Shenzhen, Guangdong, China
Post code:	518057
Telephone:	+86 (0) 755 2601 2053
Fax:	+86 (0) 755 2671 0594
E-mail:	ee.shenzhen@sgs.com

Unless otherwise agreed in writing, this document is issued by the Company subject to its General Conditions of Service printed overleaf, available on request or accessible at http://www.sgs.com/en/Terms-and-Conditions.aspx and, for electronic format documents, subject to Terms and Conditions for Electronic Documents at http://www.sgs.com/en/Terms-and-Conditions/Terms-e-Document.aspx. Attention is drawn to the limitation of liability, indemnification and jurisdiction issues defined therein. Any holder of this document is advised that information contained hereon reflects the Company's findings at the time of its intervention only and within the limits of Client's instructions, if any. The Company's sole responsibility is to its Client and this document does not exonerate parties to a transaction from exercising all their rights and obligations under the transaction documents. This document cannot be reproduced except in full, without prior written approval of the Company. Any unauthorized alteration, forgery or falsification of the content or appearance of this document is unlawful and offenders may be prosecuted to the fullest extent of the law. Unless otherwise stated the results shown in this test report refer only to the sample(s) tested and such sample(s) are retained for 30 days only.
Attention: To check the authenticity of testing /inspection report & certificate, please contact us at telephone: (86-755) 8307 1443, or email: CN.Doccheck@sgs.com
No.1 Workshop, M-10, Middle Section, Science & Technology Park, Shenzhen, China 518057 t (86-755) 26012053 f (86-755) 26710594 www.sgsgroup.com.cn
中国·深圳·科技园中区M-10栋一号厂房 邮编: 518057 t (86-755) 26012053 f (86-755) 26710594 sgs.china@sgs.com
Member of the SGS Group (SGS SA)

1.3 Test Facility

The test facility is recognized, certified, or accredited by the following organizations:

• CNAS (No. CNAS L2929)

CNAS has accredited SGS-CSTC Standards Technical Services Co., Ltd. Shenzhen Branch EMC Lab to ISO/IEC 17025:2017 General Requirements for the Competence of Testing and Calibration Laboratories (CNAS-CL01 Accreditation Criteria for the Competence of Testing and Calibration Laboratories) for the competence in the field of testing.

• A2LA (Certificate No. 3816.01)

SGS-CSTC Standards Technical Services Co., Ltd., Shenzhen EMC Laboratory is accredited by the American Association for Laboratory Accreditation(A2LA). Certificate No. 3816.01.

• VCCI

The 10m Semi-anechoic chamber and Shielded Room of SGS-CSTC Standards Technical Services Co., Ltd. have been registered in accordance with the Regulations for Voluntary Control Measures with Registration No.: G-823, R-4188, T-1153 and C-2383 respectively.

• FCC –Designation Number: CN1178

SGS-CSTC Standards Technical Services Co., Ltd., Shenzhen EMC Laboratory has been recognized as an accredited testing laboratory.

Designation Number: CN1178. Test Firm Registration Number: 406779.

• Industry Canada (IC)

SGS-CSTC Standards Technical Services Co., Ltd., Shenzhen EMC Laboratory has been recognized by ISED as an accredited testing laboratory.

CAB identifier: CN0006

IC#: 4620C.

Unless otherwise agreed in writing, this document is issued by the Company subject to its General Conditions of Service printed overleaf, available on request or accessible at http://www.sgs.com/en/Terms-and-Conditions.aspx and, for electronic format documents, subject to Terms and Conditions for Electronic Documents at http://www.sgs.com/en/Terms-and-Conditions/Terms-e-Document.aspx. Attention is drawn to the limitation of liability, indemnification and jurisdiction issues defined therein. Any holder of this document is advised that information contained hereon reflects the Company's findings at the time of its intervention only and within the limits of Client's instructions, if any. The Company's sole responsibility is to its Client and this document does not exonerate parties to a transaction from exercising all their rights and obligations under the transaction documents. This document cannot be reproduced except in full, without prior written approval of the Company. Any unauthorized alteration, forgery or falsification of the content or appearance of this document is unlawful and offenders may be prosecuted to the fullest extent of the law. Unless otherwise stated the results shown in this test report refer only to the sample(s) tested and such sample(s) are retained for 30 days only.
Attention: To check the authenticity of testing /inspection report & certificate, please contact us at telephone: (86-755) 8307 1443, or email: CN.Doccheck@sgs.com
SGS-CSTC Standards Technical Services Co., Ltd. Shenzhen Branch EMC Laboratory
No.1 Workshop, M-10, Middle Section, Science & Technology Park, Shenzhen, China 518057 t (86-755) 26012053 f (86-755) 26710594 www.sgsgroup.com.cn
中国·深圳·科技园中区M-10栋一号厂房 邮编: 518057 t (86-755) 26012053 f (86-755) 26710594 sgs.china@sgs.com
Member of the SGS Group (SGS SA)

1.4 General Description of EUT

Device Type :	portable device		
Exposure Category:	uncontrolled environment / general population		
Product Name:	Mobile Phone		
Model No.(EUT):	21081111RG		
FCC ID:	2AFZZ11RG		
Brand name:	XIAOMI		
Product Phase:	Identical Prototype		
IMEI:	865503050051348 / 865503050051280		
Hardware Version:	P2		
Software Version:	MIUI 12.5		
Antenna Type:	PIFA Antenna		
Device Operating Configurations :			
Modulation Mode:	**GSM:** GMSK, 8PSK; **WCDMA:** QPSK; **LTE:** QPSK,16QAM,64QAM, 256QAM **5G NR:** DFT-s-OFDM (PI/2 BPSK, QPSK, 16QAM, 64QAM, 256QAM), CP-OFDM (QPSK, 16QAM, 64QAM, 256QAM) **WIFI:** DSSS, OFDM, OFDMA; **BT:** GFSK, π/4DQPSK,8DPSK		
Device Class:	B		
GPRS Multi-slots Class:	33	EGPRS Multi-slots Class:	33
HSDPA UE Category:	14	HSUPA UE Category	6
DC-HSDPA UE Category:	24		
Power Class	4,tested with power level 5(GSM850)		
	1,tested with power level 0(GSM1900)		
	3, tested with power control “all 1”(WCDMA Band)		
	3, tested with power control Max Power(LTE Band)		
Frequency Bands:	Band	Tx (MHz)	Rx (MHz)
	GSM850	824~849	869~894
	GSM1900	1850~1910	1930~1990
	WCDMA Band II	1850~1910	1930~1990
	WCDMA Band IV	1710~1755	2110~2155
	WCDMA Band V	824~849	869~894
	LTE Band 2	1850 ~1910	1930 ~1990
	LTE Band 4	1710~1755	2110~2155
	LTE Band 5	824~849	869-894
	LTE Band 7	2500~2570	2620~2690
	LTE Band 12	699~716	729~746
	LTE Band 13	777~787	746~756
	LTE Band 17	704~716	734~746
	LTE Band 26	814~849	859~894
	LTE Band 38	2570~2620	2570~2620
	LTE Band 41	2496~2690	2496~2690
	LTE Band 42	3450~3550	3450~3550
	LTE Band 66	1710~1780	2110~2200
	NR Band n5	824~849	869~894

Unless otherwise agreed in writing, this document is issued by the Company subject to its General Conditions of Service printed overleaf, available on request or accessible at http://www.sgs.com/en/Terms-and-Conditions.aspx and, for electronic format documents, subject to Terms and Conditions for Electronic Documents at http://www.sgs.com/en/Terms-and-Conditions/Terms-e-Document.aspx. Attention is drawn to the limitation of liability, indemnification and jurisdiction issues defined therein. Any holder of this document is advised that information contained hereon reflects the Company's findings at the time of its intervention only and within the limits of Client's instructions, if any. The Company's sole responsibility is to its Client and this document does not exonerate parties to a transaction from exercising all their rights and obligations under the transaction documents. This document cannot be reproduced except in full, without prior written approval of the Company. Any unauthorized alteration, forgery or falsification of the content or appearance of this document is unlawful and offenders may be prosecuted to the fullest extent of the law. Unless otherwise stated the results shown in this test report refer only to the sample(s) tested and such sample(s) are retained for 30 days only.
Attention: To check the authenticity of testing /inspection report & certificate, please contact us at telephone: (86-755) 8307 1443, or email: CN.Doccheck@sgs.com
SGS-CSTC Standards Technical Services Co., Ltd. Shenzhen Branch
No.1 Workshop, M-10, Middle Section, Science & Technology Park, Shenzhen, China 518057 t (86-755) 26012053 f (86-755) 26710594 www.sgsgroup.com.cn
中国·深圳·科技园中区M-10栋一号厂房 邮编: 518057 t (86-755) 26012053 f (86-755) 26710594 sgs.china@sgs.com
Member of the SGS Group (SGS SA)

	NR Band n7	2500~2570	2620~2690
	NR Band n38	2570~2620	2570~2620
	NR Band n41	2496~2690	2496~2690
	NR Band n66	1710~1780	2110~2200
	NR Band n77	3450~3550	3450~3550
		3700~3980	3700~3980
	NR Band n78	3450~3550	3450~3550
	Bluetooth	2400~2483.5	2400~2483.5
	Wi-Fi 2.4G	2402~2472	2402~2472
	Wi-Fi 5G	5150~5250	5150~5250
		5250~5350	5250~5350
		5470~5725	5470~5725
		5725~5850	5725~5850

Unless otherwise agreed in writing, this document is issued by the Company subject to its General Conditions of Service printed overleaf, available on request or accessible at http://www.sgs.com/en/Terms-and-Conditions.aspx and, for electronic format documents, subject to Terms and Conditions for Electronic Documents at http://www.sgs.com/en/Terms-and-Conditions/Terms-e-Document.aspx. Attention is drawn to the limitation of liability, indemnification and jurisdiction issues defined therein. Any holder of this document is advised that information contained hereon reflects the Company's findings at the time of its intervention only and within the limits of Client's instructions, if any. The Company's sole responsibility is to its Client and this document does not exonerate parties to a transaction from exercising all their rights and obligations under the transaction documents. This document cannot be reproduced except in full, without prior written approval of the Company. Any unauthorized alteration, forgery or falsification of the content or appearance of this document is unlawful and offenders may be prosecuted to the fullest extent of the law. Unless otherwise stated the results shown in this test report refer only to the sample(s) tested and such sample(s) are retained for 30 days only.
Attention: To check the authenticity of testing /inspection report & certificate, please contact us at telephone: (86-755) 8307 1443, or email: CN.Doccheck@sgs.com
SGS-CSTC Standards Technical Services Co., Ltd. Shenzhen Branch
No.1 Workshop, M-10, Middle Section, Science & Technology Park, Shenzhen, China 518057 t (86-755) 26012053 f (86-755) 26710594 www.sgsgroup.com.cn
中国·深圳·科技园中区M-10栋一号厂房 邮编: 518057 t (86-755) 26012053 f (86-755) 26710594 sgs.china@sgs.com
Member of the SGS Group (SGS SA)

1.4.1 DUT Antenna Locations(Back View)

Refer to Appendix D Photographs

Note:
1) The test device is a smart phone. The overall diagonal dimension of this device is 174 mm. Per KDB 648474 D04, because the diagonal distance of this device is ≥160mm, so it is a phablet.

According to the distance between 5G NR/LTE/WCDMA/GSM&WIFI&BT antennas and the sides of the EUT we can draw the conclusion that:

EUT Sides for SAR Testing							
Mode	Exposure Condition	Front	Back	Left	Right	Top	Bottom
Ant1	Hotspot/Product specific 10g SAR	Yes	Yes	No	Yes	No	Yes
Ant2	Hotspot/Product specific 10g SAR	Yes	Yes	Yes	No	No	Yes
Ant3	Hotspot/Product specific 10g SAR	Yes	Yes	Yes	No	No	No
Ant4	Hotspot/Product specific 10g SAR	Yes	Yes	Yes	No	Yes	No
Ant5	Hotspot/Product specific 10g SAR	Yes	Yes	Yes	No	Yes	No
Ant6	Hotspot/Product specific 10g SAR	Yes	Yes	Yes	No	Yes	No
Ant7	Hotspot/Product specific 10g SAR	Yes	Yes	No	Yes	Yes	No
Ant8	Hotspot/Product specific 10g SAR	Yes	Yes	No	Yes	Yes	No
Ant9	Hotspot/Product specific 10g SAR	Yes	Yes	No	Yes	Yes	No
Ant11	Hotspot/Product specific 10g SAR	Yes	Yes	Yes	No	Yes	No
Ant12	Hotspot/Product specific 10g SAR	Yes	Yes	Yes	No	Yes	No
Ant13	Hotspot/Product specific 10g SAR	Yes	Yes	Yes	No	Yes	No

Table 1： EUT Sides for SAR Testing

Note:
1) When the antenna-to-edge distance is greater than 2.5cm, such position does not need to be tested.

Unless otherwise agreed in writing, this document is issued by the Company subject to its General Conditions of Service printed overleaf, available on request or accessible at http://www.sgs.com/en/Terms-and-Conditions.aspx and, for electronic format documents, subject to Terms and Conditions for Electronic Documents at http://www.sgs.com/en/Terms-and-Conditions/Terms-e-Document.aspx. Attention is drawn to the limitation of liability, indemnification and jurisdiction issues defined therein. Any holder of this document is advised that information contained hereon reflects the Company's findings at the time of its intervention only and within the limits of Client's instructions, if any. The Company's sole responsibility is to its Client and this document does not exonerate parties to a transaction from exercising all their rights and obligations under the transaction documents. This document cannot be reproduced except in full, without prior written approval of the Company. Any unauthorized alteration, forgery or falsification of the content or appearance of this document is unlawful and offenders may be prosecuted to the fullest extent of the law. Unless otherwise stated the results shown in this test report refer only to the sample(s) tested and such sample(s) are retained for 30 days only.
Attention: To check the authenticity of testing /inspection report & certificate, please contact us at telephone: (86-755) 8307 1443, or email: CN.Doccheck@sgs.com
SGS-CSTC Standards Technical Services Co., Ltd. Shenzhen Branch
No.1 Workshop, M-10, Middle Section, Science & Technology Park, Shenzhen, China 518057 t (86-755) 26012053 f (86-755) 26710594 www.sgsgroup.com.cn
中国·深圳·科技园中区M-10栋一号厂房 邮编: 518057 t (86-755) 26012053 f (86-755) 26710594 sgs.china@sgs.com
Member of the SGS Group (SGS SA)

1.4.2 LTE CA additional specification

The device supports downlink and intra-band contiguous uplink LTE Carrier Aggregation (CA). When carrier aggregation applies, implementation and measurement details for the following are necessary.

a) Intra-band carrier aggregation requirements for uplink.

b) Intra-band and inter-band carrier aggregation requirements for downlink.

The possible downlink and uplink LTE CA combinations supported by this device are as below tables per 3GPP TS 36.101 V15.4.0. The conducted power measurement results of downlink and uplink LTE CA are provided in Section 8 of this report per 3GPP TS 36.521-1 V14.4.0. The downlink LTE CA SAR test is not required since the maximum output power for downlink LTE CA was not more than 0.25dB higher than the maximum output power for without downlink LTE CA.

SAR test procedure for intra-band contiguous UL LTE CA is as below:

1)Maximum output power is measured for each UL CA configuration for the required test channels described in KDB 941225 D05

－UL PCC configuration is determined by the required test channel

－SCC and subsequent CCs are added alternatively to either side of the PCC or within the transmission band for channels at the ends of a frequency band.

2)SAR for UL CA is required in each exposure condition and frequency band combination

3)For this device , as the maximum output for Intra-band uplink LTE CA is ≤ standalone LTE mode (without CA),

- PCC is configured according to the highest standalone SAR configuration tested.

- SCC and subsequent CCs are configured according to procedures used for power measurement and parameters (BW, RB etc.) similar to that used for the PCC

4)When the reported SAR for UL CA configuration, described above, is > 1.2 W/kg, UL CA SAR is also required for all required test channels (PCC based)

5)UL CA SAR is also required for standalone SAR configurations > 1.2 W/kg when they are scaled to the UL CA power level.

Intra-band contiguous CA operating bands：

E-UTRA CA Band	E-UTRA Band	Uplink (UL) operating band BS receive / UE transmit F_{UL_low} – F_{UL_high}			Downlink (DL) operating band BS transmit / UE receive F_{DL_low} – F_{DL_high}			Duplex Mode
CA_7	7	2500 MHz	–	2570 MHz	2620 MHz	–	2690 MHz	FDD
CA_38	38	2570 MHz	–	2620 MHz	2570 MHz	–	2620 MHz	TDD
CA_41	41	2496 MHz	–	2690 MHz	2496 MHz	–	2690 MHz	TDD

Unless otherwise agreed in writing, this document is issued by the Company subject to its General Conditions of Service printed overleaf, available on request or accessible at http://www.sgs.com/en/Terms-and-Conditions.aspx and, for electronic format documents, subject to Terms and Conditions for Electronic Documents at http://www.sgs.com/en/Terms-and-Conditions/Terms-e-Document.aspx. Attention is drawn to the limitation of liability, indemnification and jurisdiction issues defined therein. Any holder of this document is advised that information contained hereon reflects the Company's findings at the time of its intervention only and within the limits of Client's instructions, if any. The Company's sole responsibility is to its Client and this document does not exonerate parties to a transaction from exercising all their rights and obligations under the transaction documents. This document cannot be reproduced except in full, without prior written approval of the Company. Any unauthorized alteration, forgery or falsification of the content or appearance of this document is unlawful and offenders may be prosecuted to the fullest extent of the law. Unless otherwise stated the results shown in this test report refer only to the sample(s) tested and such sample(s) are retained for 30 days only.
Attention: To check the authenticity of testing /inspection report & certificate, please contact us at telephone: (86-755) 8307 1443, or email: CN.Doccheck@sgs.com
No.1 Workshop, M-10, Middle Section, Science & Technology Park, Shenzhen, China 518057 t (86-755) 26012053 f (86-755) 26710594 www.sgsgroup.com.cn
中国·深圳·科技园中区M-10栋一号厂房 邮编: 518057 t (86-755) 26012053 f (86-755) 26710594 sgs.china@sgs.com
Member of the SGS Group (SGS SA)

1.4.3 Power reduction specification

This device uses a single fixed level of power reduction through static table look-up for SAR compliance and it is triggered by a single event or operation:

1) A fixed level power reduction is applied for some frequency bands when hotspot mode becomes active. When the hotspot is disabled, the power value will be recovered.

2) A fixed level power reduction is applied for some frequency bands when simultaneously transmitting with the other antennas in certain simultaneous transmission conditions. The standalone SAR compliance still uses the standalone SAR results tested at the maximum output power level without any power reduction

3) A fixed level power reduction is applied for some frequency bands when handset operate "held to the ear" condition, the power reduction triggered by audio receiver detection. The audio receiver detection is used to determine head or body scenario.

4) The proximity sensor is used to indicate when the device is held close to a user's body exposure condition. It utilizes the proximity sensor to reduce the output power in specific wireless and operating modes of main antenna to ensure SAR compliance(Refer to section 5.4 for detailed proximity Sensor information and validation data per KDB 616217).

The detailed full power which is the Max. power the state can use and reduced tune-up specifications and conducted power measurement results are provided in this report.

Unless otherwise agreed in writing, this document is issued by the Company subject to its General Conditions of Service printed overleaf, available on request or accessible at http://www.sgs.com/en/Terms-and-Conditions.aspx and, for electronic format documents, subject to Terms and Conditions for Electronic Documents at http://www.sgs.com/en/Terms-and-Conditions/Terms-e-Document.aspx. Attention is drawn to the limitation of liability, indemnification and jurisdiction issues defined therein. Any holder of this document is advised that information contained hereon reflects the Company's findings at the time of its intervention only and within the limits of Client's instructions, if any. The Company's sole responsibility is to its Client and this document does not exonerate parties to a transaction from exercising all their rights and obligations under the transaction documents. This document cannot be reproduced except in full, without prior written approval of the Company. Any unauthorized alteration, forgery or falsification of the content or appearance of this document is unlawful and offenders may be prosecuted to the fullest extent of the law. Unless otherwise stated the results shown in this test report refer only to the sample(s) tested and such sample(s) are retained for 30 days only.
Attention: To check the authenticity of testing /inspection report & certificate, please contact us at telephone: (86-755) 8307 1443, or email: CN.Doccheck@sgs.com
No.1 Workshop, M-10, Middle Section, Science & Technology Park, Shenzhen, China 518057 t (86-755) 26012053 f (86-755) 26710594 www.sgsgroup.com.cn
中国·深圳·科技园中区M-10栋一号厂房 邮编: 518057 t (86-755) 26012053 f (86-755) 26710594 sgs.china@sgs.com
Member of the SGS Group (SGS SA)

1.5 Test Specification

Identity	Document Title
FCC 47CFR §2.1093	Radiofrequency Radiation Exposure Evaluation: Portable Devices
ANSI/IEEE C95.1-1992	IEEE Standard for Safety Levels with Respect to Human Exposure to Radio Frequency Electromagnetic Fields, 3 kHz – 300 GHz.
IEEE 1528-2013	Recommended Practice for Determining the Peak Spatial-Average Specific Absorption Rate (SAR) in the Human Head from Wireless Communications Devices: Measurement Techniques
KDB 941225 D01	3G SAR Measurement Procedures v03r01
KDB 941225 D05	SAR for LTE Devices v02r05
KDB 941225 D05A	LTE Rel.10 KDB Inquiry Sheet v01r02
KDB 941225 D06	Hotspot Mode SAR v02r01
KDB 248227 D01	SAR Guidance for IEEE 802 11 Wi-Fi SAR v02r02
KDB 648474 D04	Handset SAR v01r03
KDB 447498 D01	General RF Exposure Guidance v06
KDB 865664 D01	SAR Measurement 100 MHz to 6 GHz v01r04
KDB 865664 D02	RF Exposure Reporting v01r02
KDB 690783 D01	SAR Listings on Grants v01r03
KDB 616217 D04	SAR for laptop and tablets v01r02

Unless otherwise agreed in writing, this document is issued by the Company subject to its General Conditions of Service printed overleaf, available on request or accessible at http://www.sgs.com/en/Terms-and-Conditions.aspx and, for electronic format documents, subject to Terms and Conditions for Electronic Documents at http://www.sgs.com/en/Terms-and-Conditions/Terms-e-Document.aspx. Attention is drawn to the limitation of liability, indemnification and jurisdiction issues defined therein. Any holder of this document is advised that information contained hereon reflects the Company's findings at the time of its intervention only and within the limits of Client's instructions, if any. The Company's sole responsibility is to its Client and this document does not exonerate parties to a transaction from exercising all their rights and obligations under the transaction documents. This document cannot be reproduced except in full, without prior written approval of the Company. Any unauthorized alteration, forgery or falsification of the content or appearance of this document is unlawful and offenders may be prosecuted to the fullest extent of the law. Unless otherwise stated the results shown in this test report refer only to the sample(s) tested and such sample(s) are retained for 30 days only.
Attention: To check the authenticity of testing /inspection report & certificate, please contact us at telephone: (86-755) 8307 1443, or email: CN.Doccheck@sgs.com
SGS-CSTC Standards Technical Services Co., Ltd. Shenzhen Branch
No.1 Workshop, M-10, Middle Section, Science & Technology Park, Shenzhen, China 518057 t (86-755) 26012053 f (86-755) 26710594 www.sgsgroup.com.cn
中国·深圳·科技园中区M-10栋一号厂房 邮编: 518057 t (86-755) 26012053 f (86-755) 26710594 sgs.china@sgs.com
Member of the SGS Group (SGS SA)

1.6 RF exposure limits

Human Exposure	Uncontrolled Environment General Population	Controlled Environment Occupational
Spatial Peak SAR* (Brain*Trunk)	**1.60 mW/g**	8.00 mW/g
Spatial Average SAR** (Whole Body)	0.08 mW/g	0.40 mW/g
Spatial Peak SAR*** (Hands/Feet/Ankle/Wrist)	**4.00 mW/g**	20.00 mW/g

Notes:

* The Spatial Peak value of the SAR averaged over any 1 gram of tissue (defined as a tissue volume in the shape of a cube) and over the appropriate averaging time

** The Spatial Average value of the SAR averaged over the whole body.

*** The Spatial Peak value of the SAR averaged over any 10 grams of tissue (defined as a tissue volume in the shape of a cube) and over the appropriate averaging time.

Uncontrolled Environments are defined as locations where there is the exposure of individuals who have no knowledge or control of their exposure.

Controlled Environments are defined as locations where there is exposure that may be incurred by persons who are aware of the potential for exposure, (i.e. as a result of employment or occupation.)

Unless otherwise agreed in writing, this document is issued by the Company subject to its General Conditions of Service printed overleaf, available on request or accessible at http://www.sgs.com/en/Terms-and-Conditions.aspx and, for electronic format documents, subject to Terms and Conditions for Electronic Documents at http://www.sgs.com/en/Terms-and-Conditions/Terms-e-Document.aspx. Attention is drawn to the limitation of liability, indemnification and jurisdiction issues defined therein. Any holder of this document is advised that information contained hereon reflects the Company's findings at the time of its intervention only and within the limits of Client's instructions, if any. The Company's sole responsibility is to its Client and this document does not exonerate parties to a transaction from exercising all their rights and obligations under the transaction documents. This document cannot be reproduced except in full, without prior written approval of the Company. Any unauthorized alteration, forgery or falsification of the content or appearance of this document is unlawful and offenders may be prosecuted to the fullest extent of the law. Unless otherwise stated the results shown in this test report refer only to the sample(s) tested and such sample(s) are retained for 30 days only.
Attention: To check the authenticity of testing /inspection report & certificate, please contact us at telephone: (86-755) 8307 1443, or email: CN.Doccheck@sgs.com

SGS-CSTC Standards Technical Services Co., Ltd. Shenzhen Branch EMC Laboratory
No.1 Workshop, M-10, Middle Section, Science & Technology Park, Shenzhen, China 518057 t (86-755) 26012053 f (86-755) 26710594 www.sgsgroup.com.cn
中国·深圳·科技园中区M-10栋一号厂房 邮编: 518057 t (86-755) 26012053 f (86-755) 26710594 sgs.china@sgs.com

Member of the SGS Group (SGS SA)

2 Laboratory Environment

Temperature	Min. = 18°C, Max. = 25 °C
Relative humidity	Min. = 30%, Max. = 70%
Ambient noise is checked and found very low and in compliance with requirement of standards. Reflection of surrounding objects is minimized and in compliance with requirement of standards.	

Table 2： The Ambient Conditions

Unless otherwise agreed in writing, this document is issued by the Company subject to its General Conditions of Service printed overleaf, available on request or accessible at http://www.sgs.com/en/Terms-and-Conditions.aspx and, for electronic format documents, subject to Terms and Conditions for Electronic Documents at http://www.sgs.com/en/Terms-and-Conditions/Terms-e-Document.aspx. Attention is drawn to the limitation of liability, indemnification and jurisdiction issues defined therein. Any holder of this document is advised that information contained hereon reflects the Company's findings at the time of its intervention only and within the limits of Client's instructions, if any. The Company's sole responsibility is to its Client and this document does not exonerate parties to a transaction from exercising all their rights and obligations under the transaction documents. This document cannot be reproduced except in full, without prior written approval of the Company. Any unauthorized alteration, forgery or falsification of the content or appearance of this document is unlawful and offenders may be prosecuted to the fullest extent of the law. Unless otherwise stated the results shown in this test report refer only to the sample(s) tested and such sample(s) are retained for 30 days only.
Attention: To check the authenticity of testing /inspection report & certificate, please contact us at telephone: (86-755) 8307 1443, or email: CN.Doccheck@sgs.com
SGS-CSTC Standards Technical Services Co., Ltd. Shenzhen Branch
No.1 Workshop, M-10, Middle Section, Science & Technology Park, Shenzhen, China 518057 t (86-755) 26012053 f (86-755) 26710594 www.sgsgroup.com.cn
中国·深圳·科技园中区M-10栋一号厂房 邮编: 518057 t (86-755) 26012053 f (86-755) 26710594 sgs.china@sgs.com
Member of the SGS Group (SGS SA)

3 SAR Measurements System Configuration

3.1 The SAR Measurement System

This SAR Measurement System uses a Computer-controlled 3-D stepper motor system (SPEAG DASY5 professional system). A E-field probe is used to determine the internal electric fields. The SAR can be obtained from the equation SAR= σ (|Ei|2)/ ρ where σ and ρ are the conductivity and mass density of the tissue-Simulate.

The DASY5 system for performing compliance tests consists of the following items:
A standard high precision 6-axis robot (Stabile RX family) with controller, teach pendant and software .An arm extension for accommodation the data acquisition electronics (DAE).

A dosimetric probe, i.e., an isotropic E-field probe optimized and calibrated for usage in tissue simulating liquid. The probe is equipped with an optical surface detector system.

A data acquisition electronics (DAE) which performs the signal amplification, signal multiplexing, AD-conversion, offset measurements, mechanical surface detection, collision detection, etc. The unit is battery powered with standard or rechargeable batteries. The signal is optically transmitted to the EOC.

The Electro-optical converter (EOC) performs the conversion between optical and electrical of the signals for the digital communication to DAE and for the analog signal from the optical surface detection. The EOC is connected to the measurement server.

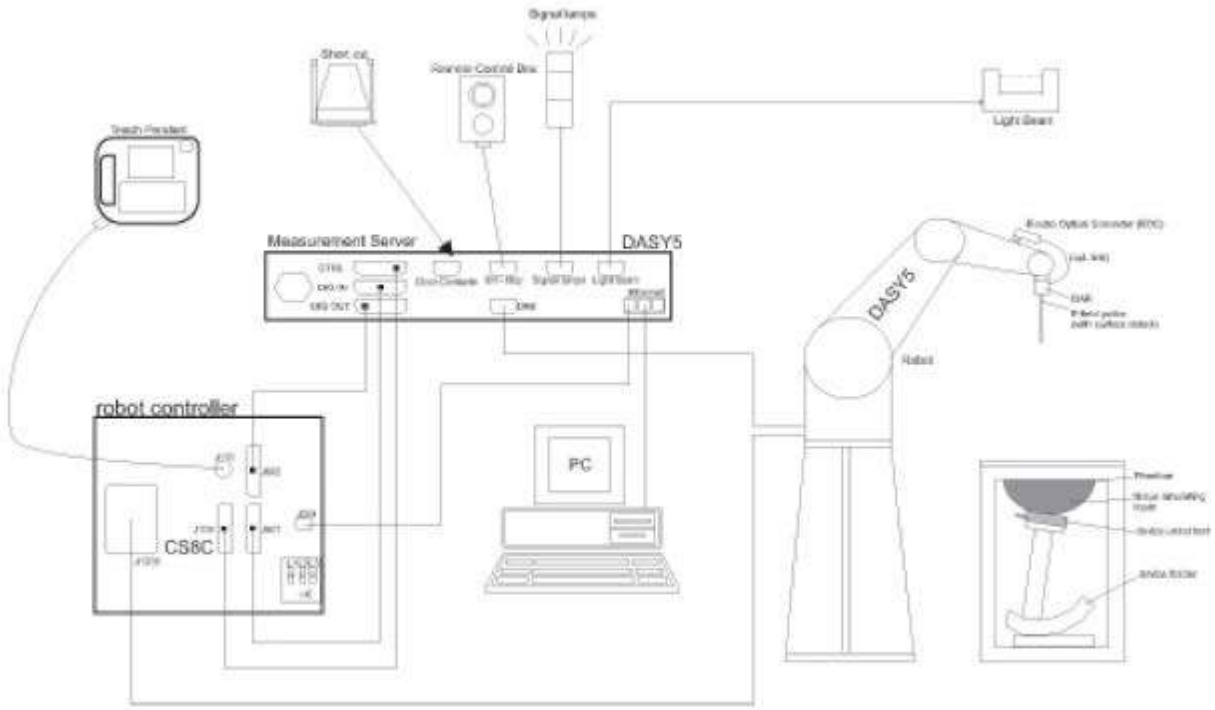

F-1. SAR Measurement System Configuration

Unless otherwise agreed in writing, this document is issued by the Company subject to its General Conditions of Service printed overleaf, available on request or accessible at http://www.sgs.com/en/Terms-and-Conditions.aspx and, for electronic format documents, subject to Terms and Conditions for Electronic Documents at http://www.sgs.com/en/Terms-and-Conditions/Terms-e-Document.aspx. Attention is drawn to the limitation of liability, indemnification and jurisdiction issues defined therein. Any holder of this document is advised that information contained hereon reflects the Company's findings at the time of its intervention only and within the limits of Client's instructions, if any. The Company's sole responsibility is to its Client and this document does not exonerate parties to a transaction from exercising all their rights and obligations under the transaction documents. This document cannot be reproduced except in full, without prior written approval of the Company. Any unauthorized alteration, forgery or falsification of the content or appearance of this document is unlawful and offenders may be prosecuted to the fullest extent of the law. Unless otherwise stated the results shown in this test report refer only to the sample(s) tested and such sample(s) are retained for 30 days only.
Attention: To check the authenticity of testing /inspection report & certificate, please contact us at telephone: (86-755) 8307 1443, or email: CN.Doccheck@sgs.com
No.1 Workshop, M-10, Middle Section, Science & Technology Park, Shenzhen, China 518057 t (86-755) 26012053 f (86-755) 26710594 www.sgsgroup.com.cn
中国·深圳·科技园中区M-10栋一号厂房 邮编: 518057 t (86-755) 26012053 f (86-755) 26710594 sgs.china@sgs.com
Member of the SGS Group (SGS SA)

- The function of the measurement server is to perform the time critical tasks such as signal filtering, control of the robot operation and fast movement interrupts.
- A probe alignment unit which improves the (absolute) accuracy of the probe positioning.
- A computer operating Windows 7.
- DASY5 software.
- Remote control with teach pendant and additional circuitry for robot safety such as warning lamps, etc.
- The SAM twin phantom enabling testing left-hand, right-hand and Body Worn usage.
- The device holder for handheld mobile phones.
- Tissue simulating liquid mixed according to the given recipes.
- Validation dipole kits allowing to validating the proper functioning of the system.

3.2 Isotropic E-field Probe EX3DV4

	Symmetrical design with triangular core Built-in shielding against static charges PEEK enclosure material (resistant to organic solvents, e.g., DGBE)
Calibration	ISO/IEC 17025 calibration service available.
Frequency	10 MHz to > 6 GHz Linearity: ± 0.2 dB (30 MHz to 6 GHz)
Directivity	± 0.3 dB in TSL (rotation around probe axis) ± 0.5 dB in TSL (rotation normal to probe axis)
Dynamic Range	10 µW/g to > 100 mW/g Linearity: ± 0.2 dB (noise: typically < 1 µW/g)
Dimensions	Overall length: 337 mm (Tip: 20 mm) Tip diameter: 2.5 mm (Body: 12 mm) Typical distance from probe tip to dipole centers: 1 mm
Application	High precision dosimetric measurements in any exposure scenario (e.g., very strong gradient fields); the only probe that enables compliance testing for frequencies up to 6 GHz with precision of better 30%.
Compatibility	DASY3, DASY4, DASY52 SAR and higher, EASY4/MRI

Unless otherwise agreed in writing, this document is issued by the Company subject to its General Conditions of Service printed overleaf, available on request or accessible at http://www.sgs.com/en/Terms-and-Conditions.aspx and, for electronic format documents, subject to Terms and Conditions for Electronic Documents at http://www.sgs.com/en/Terms-and-Conditions/Terms-e-Document.aspx. Attention is drawn to the limitation of liability, indemnification and jurisdiction issues defined therein. Any holder of this document is advised that information contained hereon reflects the Company's findings at the time of its intervention only and within the limits of Client's instructions, if any. The Company's sole responsibility is to its Client and this document does not exonerate parties to a transaction from exercising all their rights and obligations under the transaction documents. This document cannot be reproduced except in full, without prior written approval of the Company. Any unauthorized alteration, forgery or falsification of the content or appearance of this document is unlawful and offenders may be prosecuted to the fullest extent of the law. Unless otherwise stated the results shown in this test report refer only to the sample(s) tested and such sample(s) are retained for 30 days only.
Attention: To check the authenticity of testing /inspection report & certificate, please contact us at telephone: (86-755) 8307 1443, or email: CN.Doccheck@sgs.com
No.1 Workshop, M-10, Middle Section, Science & Technology Park, Shenzhen, China 518057 t (86-755) 26012053 f (86-755) 26710594 www.sgsgroup.com.cn
中国·深圳·科技园中区M-10栋一号厂房 邮编: 518057 t (86-755) 26012053 f (86-755) 26710594 sgs.china@sgs.com
Member of the SGS Group (SGS SA)

3.3 Data Acquisition Electronics (DAE)

Model	DAE	
Construction	Signal amplifier, multiplexer, A/D converter and control logic. Serial optical link for communication with DASY4/5 embedded system (fully remote controlled). Two step probe touch detector for mechanical surface detection and emergency robot stop.	
Measurement Range	-100 to +300 mV (16 bit resolution and two range settings: 4mV,400mV)	
Input Offset Voltage	< 5µV (with auto zero)	
Input Bias Current	< 50 f A	
Dimensions	60 x 60 x 68 mm	

3.4 SAM Twin Phantom

Material	Vinylester, glass fiber reinforced (VE-GF)	
Liquid Compatibility	Compatible with all SPEAG tissue simulating liquids (incl. DGBE type)	
Shell Thickness	2 ± 0.2 mm (6 ± 0.2 mm at ear point)	
Dimensions (incl. Wooden Support)	Length: 1000 mm Width: 500 mm Height: adjustable feet	
Filling Volume	approx. 25 liters	
Wooden Support	SPEAG standard phantom table	

The shell corresponds to the specifications of the Specific Anthropomorphic Mannequin (SAM) phantom defined in IEEE 1528 and IEC 62209-1. It enables the dosimetric evaluation of left and right hand phone usage as well as body mounted usage at the flat phantom region. A cover prevents evaporation of the liquid. Reference markings on the phantom allow the complete setup of all predefined phantom positions and measurement grids by teaching three points with the robot.

Twin SAM V5.0 has the same shell geometry and is manufactured from the same material as Twin SAM V4.0, but has reinforced top structure.

Unless otherwise agreed in writing, this document is issued by the Company subject to its General Conditions of Service printed overleaf, available on request or accessible at http://www.sgs.com/en/Terms-and-Conditions.aspx and, for electronic format documents, subject to Terms and Conditions for Electronic Documents at http://www.sgs.com/en/Terms-and-Conditions/Terms-e-Document.aspx. Attention is drawn to the limitation of liability, indemnification and jurisdiction issues defined therein. Any holder of this document is advised that information contained hereon reflects the Company's findings at the time of its intervention only and within the limits of Client's instructions, if any. The Company's sole responsibility is to its Client and this document does not exonerate parties to a transaction from exercising all their rights and obligations under the transaction documents. This document cannot be reproduced except in full, without prior written approval of the Company. Any unauthorized alteration, forgery or falsification of the content or appearance of this document is unlawful and offenders may be prosecuted to the fullest extent of the law. Unless otherwise stated the results shown in this test report refer only to the sample(s) tested and such sample(s) are retained for 30 days only.
Attention: To check the authenticity of testing /inspection report & certificate, please contact us at telephone: (86-755) 8307 1443, or email: CN.Doccheck@sgs.com
SGS-CSTC Standards Technical Services Co., Ltd. Shenzhen Branch
No.1 Workshop, M-10, Middle Section, Science & Technology Park, Shenzhen, China 518057 t (86-755) 26012053 f (86-755) 26710594 www.sgsgroup.com.cn
中国·深圳·科技园中区M-10栋一号厂房 邮编: 518057 t (86-755) 26012053 f (86-755) 26710594 sgs.china@sgs.com
Member of the SGS Group (SGS SA)

3.5 ELI Phantom

Material	Vinylester, glass fiber reinforced (VE-GF)	
Liquid Compatibility	Compatible with all SPEAG tissue simulating liquids (incl. DGBE type)	
Shell Thickness	2.0 ± 0.2 mm (bottom plate)	
Dimensions	Major axis: 600 mm Minor axis: 400 mm	
Filling Volume	approx. 30 liters	
Wooden Support	SPEAG standard phantom table	

Phantom for compliance testing of handheld and body-mounted wireless devices in the frequency range of 30 MHz to 6 GHz. ELI is fully compatible with the IEC 62209-2 standard and all known tissue simulating liquids. ELI has been optimized regarding its performance and can be integrated into our standard phantom tables. A cover prevents evaporation of the liquid. Reference markings on the phantom allow installation of the complete setup, including all predefined phantom positions and measurement grids, by teaching three points. The phantom is compatible with all SPEAG dosimetric probes and dipoles.

ELI V5.0 has the same shell geometry and is manufactured from the same material as ELI4, but has reinforced top structure.

Unless otherwise agreed in writing, this document is issued by the Company subject to its General Conditions of Service printed overleaf, available on request or accessible at http://www.sgs.com/en/Terms-and-Conditions.aspx and, for electronic format documents, subject to Terms and Conditions for Electronic Documents at http://www.sgs.com/en/Terms-and-Conditions/Terms-e-Document.aspx. Attention is drawn to the limitation of liability, indemnification and jurisdiction issues defined therein. Any holder of this document is advised that information contained hereon reflects the Company's findings at the time of its intervention only and within the limits of Client's instructions, if any. The Company's sole responsibility is to its Client and this document does not exonerate parties to a transaction from exercising all their rights and obligations under the transaction documents. This document cannot be reproduced except in full, without prior written approval of the Company. Any unauthorized alteration, forgery or falsification of the content or appearance of this document is unlawful and offenders may be prosecuted to the fullest extent of the law. Unless otherwise stated the results shown in this test report refer only to the sample(s) tested and such sample(s) are retained for 30 days only.
Attention: To check the authenticity of testing /inspection report & certificate, please contact us at telephone: (86-755) 8307 1443, or email: CN.Doccheck@sgs.com
SGS-CSTC Standards Technical Services Co., Ltd. Shenzhen Branch
No.1 Workshop, M-10, Middle Section, Science & Technology Park, Shenzhen, China 518057 t (86-755) 26012053 f (86-755) 26710594 www.sgsgroup.com.cn
中国·深圳·科技园中区M-10栋一号厂房 邮编: 518057 t (86-755) 26012053 f (86-755) 26710594 sgs.china@sgs.com
Member of the SGS Group (SGS SA)

3.6 Device Holder for Transmitters

F-2. **Device Holder for Transmitters**

- The DASY device holder is designed to cope with different positions given in the standard. It has two scales for the device rotation (with respect to the body axis) and the device inclination (with respect to the line between the ear reference points). The rotation centres for both scales are the ear reference point (ERP). Thus the device needs no repositioning when changing the angles.
- The DASY device holder has been made out of low-loss POM material having the following dielectric parameters: relative permittivity ε=3 and loss tangent δ=0.02. The amount of dielectric material has been reduced in the closest vicinity of the device, since measurements have suggested that the influence of the clamp on the test results could thus be lowered.

Unless otherwise agreed in writing, this document is issued by the Company subject to its General Conditions of Service printed overleaf, available on request or accessible at http://www.sgs.com/en/Terms-and-Conditions.aspx and, for electronic format documents, subject to Terms and Conditions for Electronic Documents at http://www.sgs.com/en/Terms-and-Conditions/Terms-e-Document.aspx. Attention is drawn to the limitation of liability, indemnification and jurisdiction issues defined therein. Any holder of this document is advised that information contained hereon reflects the Company's findings at the time of its intervention only and within the limits of Client's instructions, if any. The Company's sole responsibility is to its Client and this document does not exonerate parties to a transaction from exercising all their rights and obligations under the transaction documents. This document cannot be reproduced except in full, without prior written approval of the Company. Any unauthorized alteration, forgery or falsification of the content or appearance of this document is unlawful and offenders may be prosecuted to the fullest extent of the law. Unless otherwise stated the results shown in this test report refer only to the sample(s) tested and such sample(s) are retained for 30 days only.
Attention: To check the authenticity of testing /inspection report & certificate, please contact us at telephone: (86-755) 8307 1443, or email: CN.Doccheck@sgs.com
No.1 Workshop, M-10, Middle Section, Science & Technology Park, Shenzhen, China 518057 t (86-755) 26012053 f (86-755) 26710594 www.sgsgroup.com.cn
中国·深圳·科技园中区M-10栋一号厂房 邮编: 518057 t (86-755) 26012053 f (86-755) 26710594 sgs.china@sgs.com
Member of the SGS Group (SGS SA)

3.7 Measurement procedure

3.7.1 Scanning procedure

Step 1: Power reference measurement

The “reference” and “drift” measurements are located at the beginning and end of the batch process. They measure the field drift at one single point in the liquid over the complete procedure.

Step 2: *Area scan*

The SAR distribution at the exposed side of the head was measured at a distance of 4mm from the inner surface of the shell. The area covered the entire dimension of the head and the horizontal grid spacing was 15mm*15mm or 12mm*12mm or 10mm*10mm.Based on the area scan data, the area of the maximum absorption was determined by spline interpolation.

Step 3: *Zoom scan*

Around this point, a volume of 32mm*32mm*30mm (f≤2GHz), 30mm*30mm*30mm (f for 2-3GHz) and 24mm*24mm*22mm (f for 5-6GHz) was assessed by measuring 5x5x7 points (f≤2GHz), 7x7x7 points (f for 2-3GHz) and 7x7x12 points (f for 5-6GHz). On this basis of this data set, the spatial peak SAR value was evaluated with the following procedure:

The data at the surface was extrapolated, since the centre of the dipoles is 2.0mm away from the tip of the probe and the distance between the surface and the lowest measuring point is 1.2mm. (This can be variable. Refer to the probe specification).The extrapolation was based on a least square algorithm. A polynomial of the fourth order was calculated through the points in z-axes. This polynomial was then used to evaluate the points between the surface and the probe tip. The maximum interpolated value was searched with a straight-forward algorithm. Around this maximum the SAR values averaged over the spatial volumes (1g or 10g) were computed using the 3D-Spline interpolation algorithm. The volume was integrated with the trapezoidal algorithm. One thousand points were interpolated to calculate the average. All neighbouring volumes were evaluated until no neighboring volume with a higher average value was found.

The area and zoom scan resolutions specified in the table below must be applied to the SAR measurements Probe boundary effect error compensation is required for measurements with the probe tip closer than half a probe tip diameter to the phantom surface. Both the probe tip diameter and sensor offset distance must satisfy measurement protocols; to ensure probe boundary effect errors are minimized and the higher fields closest to the phantom surface can be correctly measured and extrapolated to the phantom surface for computing 1-g SAR. Tolerances of the post-processing algorithms must be verified by the test laboratory for the scan resolutions used in the SAR measurements, according to the reference distribution functions specified in IEEE Std. 1528-2013.

Unless otherwise agreed in writing, this document is issued by the Company subject to its General Conditions of Service printed overleaf, available on request or accessible at http://www.sgs.com/en/Terms-and-Conditions.aspx and, for electronic format documents, subject to Terms and Conditions for Electronic Documents at http://www.sgs.com/en/Terms-and-Conditions/Terms-e-Document.aspx. Attention is drawn to the limitation of liability, indemnification and jurisdiction issues defined therein. Any holder of this document is advised that information contained hereon reflects the Company's findings at the time of its intervention only and within the limits of Client's instructions, if any. The Company's sole responsibility is to its Client and this document does not exonerate parties to a transaction from exercising all their rights and obligations under the transaction documents. This document cannot be reproduced except in full, without prior written approval of the Company. Any unauthorized alteration, forgery or falsification of the content or appearance of this document is unlawful and offenders may be prosecuted to the fullest extent of the law. Unless otherwise stated the results shown in this test report refer only to the sample(s) tested and such sample(s) are retained for 30 days only.
Attention: To check the authenticity of testing /inspection report & certificate, please contact us at telephone: (86-755) 8307 1443, or email: CN.Doccheck@sgs.com
No.1 Workshop, M-10, Middle Section, Science & Technology Park, Shenzhen, China 518057 t (86-755) 26012053 f (86-755) 26710594 www.sgsgroup.com.cn
中国·深圳·科技园中区M-10栋一号厂房 邮编: 518057 t (86-755) 26012053 f (86-755) 26710594 sgs.china@sgs.com
Member of the SGS Group (SGS SA)

			≤ 3 GHz	> 3 GHz
Maximum distance from closest measurement point (geometric center of probe sensors) to phantom surface			5 ± 1 mm	½·δ·ln(2) ± 0.5 mm
Maximum probe angle from probe axis to phantom surface normal at the measurement location			30° ± 1°	20° ± 1°
Maximum area scan spatial resolution: Δx_{Area}, Δy_{Area}			≤ 2 GHz: ≤ 15 mm 2 – 3 GHz: ≤ 12 mm	3 – 4 GHz: ≤ 12 mm 4 – 6 GHz: ≤ 10 mm
			When the x or y dimension of the test device, in the measurement plane orientation, is smaller than the above, the measurement resolution must be ≤ the corresponding x or y dimension of the test device with at least one measurement point on the test device.	
Maximum zoom scan spatial resolution: Δx_{Zoom}, Δy_{Zoom}			≤ 2 GHz: ≤ 8 mm 2 – 3 GHz: ≤ 5 mm*	3 – 4 GHz: ≤ 5 mm* 4 – 6 GHz: ≤ 4 mm*
Maximum zoom scan spatial resolution, normal to phantom surface	uniform grid: $\Delta z_{Zoom}(n)$		≤ 5 mm	3 – 4 GHz: ≤ 4 mm 4 – 5 GHz: ≤ 3 mm 5 – 6 GHz: ≤ 2 mm
	graded grid	$\Delta z_{Zoom}(1)$: between 1st two points closest to phantom surface	≤ 4 mm	3 – 4 GHz: ≤ 3 mm 4 – 5 GHz: ≤ 2.5 mm 5 – 6 GHz: ≤ 2 mm
		$\Delta z_{Zoom}(n>1)$: between subsequent points	≤ 1.5·$\Delta z_{Zoom}(n-1)$	
Minimum zoom scan volume	x, y, z		≥ 30 mm	3 – 4 GHz: ≥ 28 mm 4 – 5 GHz: ≥ 25 mm 5 – 6 GHz: ≥ 22 mm

Step 4: Power reference measurement (drift)

The Power Drift Measurement job measures the field at the same location as the most recent power reference measurement job within the same procedure, and with the same settings. The indicated drift is mainly the variation of the DUT's output power and should vary max. ± 5 %

Unless otherwise agreed in writing, this document is issued by the Company subject to its General Conditions of Service printed overleaf, available on request or accessible at http://www.sgs.com/en/Terms-and-Conditions.aspx and, for electronic format documents, subject to Terms and Conditions for Electronic Documents at http://www.sgs.com/en/Terms-and-Conditions/Terms-e-Document.aspx. Attention is drawn to the limitation of liability, indemnification and jurisdiction issues defined therein. Any holder of this document is advised that information contained hereon reflects the Company's findings at the time of its intervention only and within the limits of Client's instructions, if any. The Company's sole responsibility is to its Client and this document does not exonerate parties to a transaction from exercising all their rights and obligations under the transaction documents. This document cannot be reproduced except in full, without prior written approval of the Company. Any unauthorized alteration, forgery or falsification of the content or appearance of this document is unlawful and offenders may be prosecuted to the fullest extent of the law. Unless otherwise stated the results shown in this test report refer only to the sample(s) tested and such sample(s) are retained for 30 days only.
Attention: To check the authenticity of testing /inspection report & certificate, please contact us at telephone: (86-755) 8307 1443, or email: CN.Doccheck@sgs.com
SGS-CSTC Standards Technical Services Co., Ltd. Shenzhen Branch
No.1 Workshop, M-10, Middle Section, Science & Technology Park, Shenzhen, China 518057 t (86-755) 26012053 f (86-755) 26710594 www.sgsgroup.com.cn
中国·深圳·科技园中区M-10栋一号厂房 邮编: 518057 t (86-755) 26012053 f (86-755) 26710594 sgs.china@sgs.com
Member of the SGS Group (SGS SA)

3.7.2 Data Storage

The DASY software stores the acquired data from the data acquisition electronics as raw data (in microvolt readings from the probe sensors), together with all necessary software parameters for the data evaluation (probe calibration data, liquid parameters and device frequency and modulation data) in measurement files with the extension ".DAE4". The software evaluates the desired unit and format for output each time the data is visualized or exported. This allows verification of the complete software setup even after the measurement and allows correction of incorrect parameter settings. For example, if a measurement has been performed with a wrong crest factor parameter in the device setup, the parameter can be corrected afterwards and the data can be re-evaluated. The measured data can be visualized or exported in different units or formats, depending on the selected probe type ([V/m], [A/m], [°C], [m W/g], [m W/cm²], [dBrel], etc.). Some of these units are not available in certain situations or show meaningless results, e.g., a SAR output in a lossless media will always be zero. Raw data can also be exported to perform the evaluation with other software packages.

3.7.3 Data Evaluation by SEMCAD

The SEMCAD software automatically executes the following procedures to calculate the field units from the microvolt readings at the probe connector. The parameters used in the evaluation are stored in the configuration modules of the software:

Probe parameters: - Sensitivity Normi, ai0, ai1, ai2
- Conversion factor ConvFi
- Diode compression point Dcpi
Device parameters: - Frequency f
- Crest factor cf
Media parameters: - Conductivity ε
- Density ρ

These parameters must be set correctly in the software. They can be found in the component documents or they can be imported into the software from the configuration files issued for the DASY components. In the direct measuring mode of the multimeter option, the parameters of the actual system setup are used. In the scan visualization and export modes, the parameters stored in the corresponding document files are used.

The first step of the evaluation is a linearization of the filtered input signal to account for the compression characteristics of the detector diode. The compensation depends on the input signal, the diode type and the DC-transmission factor from the diode to the evaluation electronics.

If the exciting field is pulsed, the crest factor of the signal must be known to correctly compensate for peak power. The formula for each channel can be given as:

$$V_i = U_i + U_i^2 \cdot cf / dcp_i$$

With Vi = compensated signal of channel i (i = x, y, z)
Ui = input signal of channel i (i = x, y, z)
cf = crest factor of exciting field (DASY parameter)
dcp i = diode compression point (DASY parameter)

From the compensated input signals the primary field data for each channel can be evaluated:

E-field probes:

$$E_i = (V_i / Norm_i \cdot ConvF)^{1/2}$$

Unless otherwise agreed in writing, this document is issued by the Company subject to its General Conditions of Service printed overleaf, available on request or accessible at http://www.sgs.com/en/Terms-and-Conditions.aspx and, for electronic format documents, subject to Terms and Conditions for Electronic Documents at http://www.sgs.com/en/Terms-and-Conditions/Terms-e-Document.aspx. Attention is drawn to the limitation of liability, indemnification and jurisdiction issues defined therein. Any holder of this document is advised that information contained hereon reflects the Company's findings at the time of its intervention only and within the limits of Client's instructions, if any. The Company's sole responsibility is to its Client and this document does not exonerate parties to a transaction from exercising all their rights and obligations under the transaction documents. This document cannot be reproduced except in full, without prior written approval of the Company. Any unauthorized alteration, forgery or falsification of the content or appearance of this document is unlawful and offenders may be prosecuted to the fullest extent of the law. Unless otherwise stated the results shown in this test report refer only to the sample(s) tested and such sample(s) are retained for 30 days only.
Attention: To check the authenticity of testing /inspection report & certificate, please contact us at telephone: (86-755) 8307 1443, or email: CN.Doccheck@sgs.com
No.1 Workshop, M-10, Middle Section, Science & Technology Park, Shenzhen, China 518057 t (86-755) 26012053 f (86-755) 26710594 www.sgsgroup.com.cn
中国·深圳·科技园中区M-10栋一号厂房 邮编: 518057 t (86-755) 26012053 f (86-755) 26710594 sgs.china@sgs.com
Member of the SGS Group (SGS SA)

H-field probes:

$$H_i = (V_i)^{1/2} \cdot (a_{i0} + a_{i1} f + a_{i2} f^2) / f$$

With Vi = compensated signal of channel i (i = x, y, z)
Normi = sensor sensitivity of channel I (i = x, y, z)
[mV/(V/m)2] for E-field Probes
ConvF = sensitivity enhancement in solution
aij = sensor sensitivity factors for H-field probes
f = carrier frequency [GHz]
Ei = electric field strength of channel i in V/m
Hi = magnetic field strength of channel i in A/m

The RSS value of the field components gives the total field strength (Hermitian magnitude):

$$E_{tot} = (E_x^2 + E_Y^2 + E_z^2)^{1/2}$$

The primary field data are used to calculate the derived field units.

$$SAR = (Etot^2 \cdot \sigma) / (\varepsilon \cdot 1000)$$

with SAR = local specific absorption rate in mW/g
Etot = total field strength in V/m
σ= conductivity in [mho/m] or [Siemens/m]
ε= equivalent tissue density in g/cm3

Note that the density is normally set to 1 (or 1.06), to account for actual brain density rather than the density of the simulation liquid. The power flow density is calculated assuming the excitation field to be a free space field.

$$P_{pwe} = Etot^2{}_2 / 3770 \quad \text{or} \quad P_{pwe} = H_{tot}^2 \cdot 37.7$$

with Ppwe = equivalent power density of a plane wave in mW/cm2
Etot = total electric field strength in V/m
Htot = total magnetic field strength in A/m

Unless otherwise agreed in writing, this document is issued by the Company subject to its General Conditions of Service printed overleaf, available on request or accessible at http://www.sgs.com/en/Terms-and-Conditions.aspx and, for electronic format documents, subject to Terms and Conditions for Electronic Documents at http://www.sgs.com/en/Terms-and-Conditions/Terms-e-Document.aspx. Attention is drawn to the limitation of liability, indemnification and jurisdiction issues defined therein. Any holder of this document is advised that information contained hereon reflects the Company's findings at the time of its intervention only and within the limits of Client's instructions, if any. The Company's sole responsibility is to its Client and this document does not exonerate parties to a transaction from exercising all their rights and obligations under the transaction documents. This document cannot be reproduced except in full, without prior written approval of the Company. Any unauthorized alteration, forgery or falsification of the content or appearance of this document is unlawful and offenders may be prosecuted to the fullest extent of the law. Unless otherwise stated the results shown in this test report refer only to the sample(s) tested and such sample(s) are retained for 30 days only.
Attention: To check the authenticity of testing /inspection report & certificate, please contact us at telephone: (86-755) 8307 1443, or email: CN.Doccheck@sgs.com
SGS-CSTC Standards Technical Services Co., Ltd. Shenzhen Branch
No.1 Workshop, M-10, Middle Section, Science & Technology Park, Shenzhen, China 518057 t (86-755) 26012053 f (86-755) 26710594 www.sgsgroup.com.cn
中国·深圳·科技园中区M-10栋一号厂房 邮编: 518057 t (86-755) 26012053 f (86-755) 26710594 sgs.china@sgs.com
Member of the SGS Group (SGS SA)

4 SAR measurement variability and uncertainty

4.1 SAR measurement variability

Per KDB865664 D01 SAR measurement 100 MHz to 6 GHz v01r04, SAR measurement variability must be assessed for each frequency band, which is determined by the SAR probe calibration point and tissue-equivalent medium used for the device measurements. The additional measurements are repeated after the completion of all measurements requiring the same head or body tissue-equivalent medium in a frequency band. The test device should be returned to ambient conditions (normal room temperature) with the battery fully charged before it is re-mounted on the device holder for the repeated measurement(s) to minimize any unexpected variations in the repeated results.

1) Repeated measurement is not required when the original highest measured SAR is < 0.80 W/kg; steps 2) through 4) do not apply.

2) When the original highest measured SAR is ⩾ 0.80 W/kg, repeat that measurement once.

3) Perform a second repeated measurement only if the ratio of largest to smallest SAR for the original and first repeated measurements is > 1.20 or when the original or repeated measurement is ⩾ 1.45 W/kg (~ 10% from the 1-g SAR limit).

4) Perform a third repeated measurement only if the original, first or second repeated measurement is ⩾1.5 W/kg and the ratio of largest to smallest SAR for the original, first and second repeated measurements is > 1.20.

The same procedures should be adapted for measurements according to extremity and occupational exposure limits by applying a factor of 2.5 for extremity exposure and a factor of 5 for occupational exposure to the corresponding SAR thresholds.

4.2 SAR measurement uncertainty

Per KDB865664 D01 SAR Measurement 100 MHz to 6 GHz, when the highest measured 1-g SAR within a frequency band is < 1.5 W/kg, the extensive SAR measurement uncertainty analysis described in IEEE Std 1528-2013 is not required in SAR reports submitted for equipment approval. The equivalent ratio (1.5/1.6) is applied to extremity and occupational exposure conditions.

Unless otherwise agreed in writing, this document is issued by the Company subject to its General Conditions of Service printed overleaf, available on request or accessible at http://www.sgs.com/en/Terms-and-Conditions.aspx and, for electronic format documents, subject to Terms and Conditions for Electronic Documents at http://www.sgs.com/en/Terms-and-Conditions/Terms-e-Document.aspx. Attention is drawn to the limitation of liability, indemnification and jurisdiction issues defined therein. Any holder of this document is advised that information contained hereon reflects the Company's findings at the time of its intervention only and within the limits of Client's instructions, if any. The Company's sole responsibility is to its Client and this document does not exonerate parties to a transaction from exercising all their rights and obligations under the transaction documents. This document cannot be reproduced except in full, without prior written approval of the Company. Any unauthorized alteration, forgery or falsification of the content or appearance of this document is unlawful and offenders may be prosecuted to the fullest extent of the law. Unless otherwise stated the results shown in this test report refer only to the sample(s) tested and such sample(s) are retained for 30 days only.
Attention: To check the authenticity of testing /inspection report & certificate, please contact us at telephone: (86-755) 8307 1443, or email: CN.Doccheck@sgs.com
No.1 Workshop, M-10, Middle Section, Science & Technology Park, Shenzhen, China 518057 t (86-755) 26012053 f (86-755) 26710594 www.sgsgroup.com.cn
中国·深圳·科技园中区M-10栋一号厂房 邮编: 518057 t (86-755) 26012053 f (86-755) 26710594 sgs.china@sgs.com
Member of the SGS Group (SGS SA)

5 Description of Test Position

5.1 Head Exposure Condition

5.1.1 SAM Phantom Shape

F-3. Front, back, and side views of SAM (model for the phantom shell). Full-head model is for illustration purposes only-procedures in this recommended practice are intended primarily for the phantom setup.

Note: The centre strip including the nose region has a different thickness tolerance.

F-4. Sagittally bisected phantom with extended perimeter (shown placed on its side as used for SAR measurements)



F-5. Close-up side view of phantom, showing the ear region, N-F and B-M lines, and seven cross-sectional plane locations

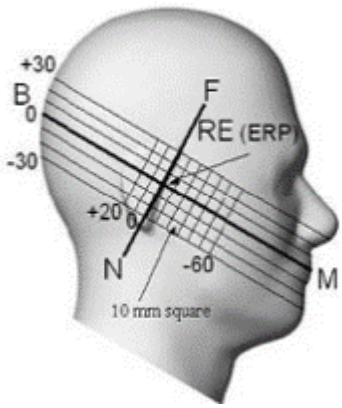

F-6. Side view of the phantom showing relevant markings and seven cross-sectional plane locations

Unless otherwise agreed in writing, this document is issued by the Company subject to its General Conditions of Service printed overleaf, available on request or accessible at http://www.sgs.com/en/Terms-and-Conditions.aspx and, for electronic format documents, subject to Terms and Conditions for Electronic Documents at http://www.sgs.com/en/Terms-and-Conditions/Terms-e-Document.aspx. Attention is drawn to the limitation of liability, indemnification and jurisdiction issues defined therein. Any holder of this document is advised that information contained hereon reflects the Company's findings at the time of its intervention only and within the limits of Client's instructions, if any. The Company's sole responsibility is to its Client and this document does not exonerate parties to a transaction from exercising all their rights and obligations under the transaction documents. This document cannot be reproduced except in full, without prior written approval of the Company. Any unauthorized alteration, forgery or falsification of the content or appearance of this document is unlawful and offenders may be prosecuted to the fullest extent of the law. Unless otherwise stated the results shown in this test report refer only to the sample(s) tested and such sample(s) are retained for 30 days only.
Attention: To check the authenticity of testing /inspection report & certificate, please contact us at telephone: (86-755) 8307 1443, or email: CN.Doccheck@sgs.com
SGS-CSTC Standards Technical Services Co., Ltd. Shenzhen Branch
No.1 Workshop, M-10, Middle Section, Science & Technology Park, Shenzhen, China 518057 t (86-755) 26012053 f (86-755) 26710594 www.sgsgroup.com.cn
中国·深圳·科技园中区M-10栋一号厂房 邮编: 518057 t (86-755) 26012053 f (86-755) 26710594 sgs.china@sgs.com
Member of the SGS Group (SGS SA)

5.1.2 EUT constructions

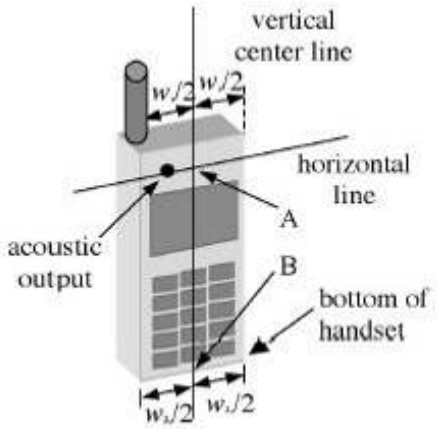

F-7. Handset vertical and horizontal reference lines-“fixed case”

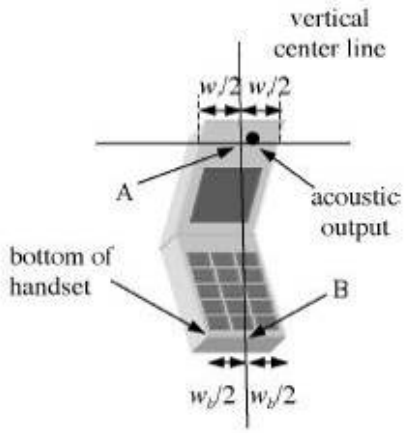

F-8. Handset vertical and horizontal reference lines-“clam-shell case”

5.1.3 Definition of the “cheek” position

a) Position the device with the vertical centre line of the body of the device and the horizontal line crossing the centre of the ear piece in a plane parallel to the sagittal plane of the phantom ("initial position"). While maintaining the device in this plane, align the vertical centre line with the reference plane containing the three ear and mouth reference points (M, RE and LE) and align the centre of the ear piece with the line RE-LE.

b) Translate the mobile phone box towards the phantom with the ear piece aligned with the line LE-RE until telephone touches the ear. While maintaining the device in the reference plane and maintaining the phone contact with the ear, move the bottom of the box until any point on the front side is in contact with the cheek of the phantom or until contact with the ear is lost.

Unless otherwise agreed in writing, this document is issued by the Company subject to its General Conditions of Service printed overleaf, available on request or accessible at http://www.sgs.com/en/Terms-and-Conditions.aspx and, for electronic format documents, subject to Terms and Conditions for Electronic Documents at http://www.sgs.com/en/Terms-and-Conditions/Terms-e-Document.aspx. Attention is drawn to the limitation of liability, indemnification and jurisdiction issues defined therein. Any holder of this document is advised that information contained hereon reflects the Company's findings at the time of its intervention only and within the limits of Client's instructions, if any. The Company's sole responsibility is to its Client and this document does not exonerate parties to a transaction from exercising all their rights and obligations under the transaction documents. This document cannot be reproduced except in full, without prior written approval of the Company. Any unauthorized alteration, forgery or falsification of the content or appearance of this document is unlawful and offenders may be prosecuted to the fullest extent of the law. Unless otherwise stated the results shown in this test report refer only to the sample(s) tested and such sample(s) are retained for 30 days only.
Attention: To check the authenticity of testing /inspection report & certificate, please contact us at telephone: (86-755) 8307 1443, or email: CN.Doccheck@sgs.com
SGS-CSTC Standards Technical Services Co., Ltd. Shenzhen Branch
No.1 Workshop, M-10, Middle Section, Science & Technology Park, Shenzhen, China 518057 t (86-755) 26012053 f (86-755) 26710594 www.sgsgroup.com.cn
中国·深圳·科技园中区M-10栋一号厂房 邮编: 518057 t (86-755) 26012053 f (86-755) 26710594 sgs.china@sgs.com
Member of the SGS Group (SGS SA)

5.1.4 Definition of the "tilted" position

a) Position the device in the "cheek" position described above;
b) While maintaining the device in the reference plane described above and pivoting against the ear, move it outward away from the mouth by an angle of 15 degrees or until contact with the ear is lost.

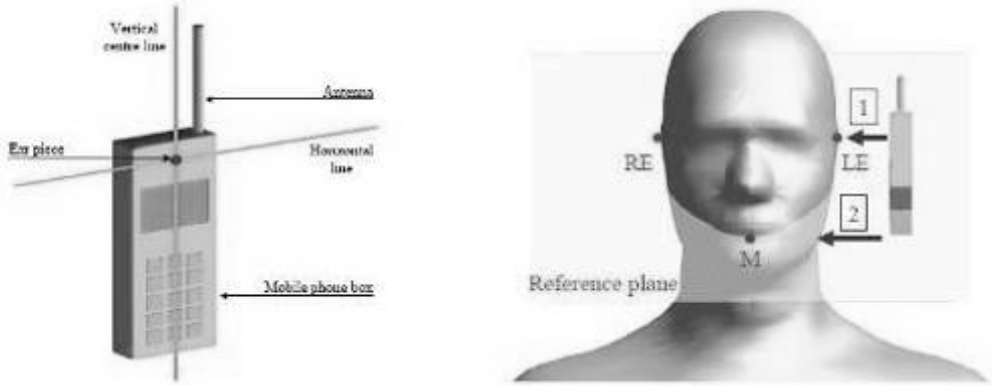

F-9. **Definition of the reference lines and points, on the phone and on the phantom and initial position**

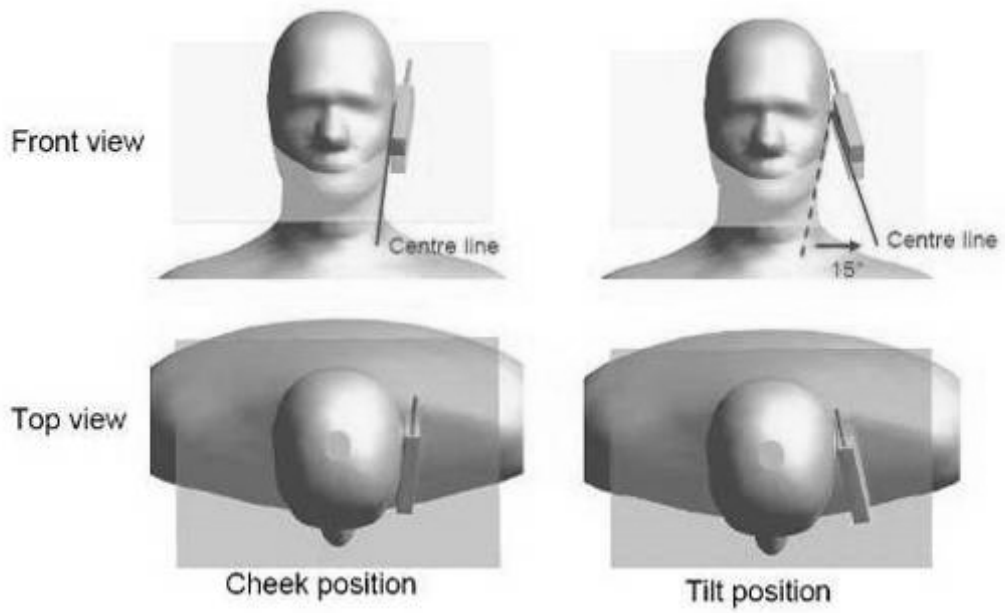

F-10. **"Cheek" and "tilt" positions of the mobile phone on the left side**

Unless otherwise agreed in writing, this document is issued by the Company subject to its General Conditions of Service printed overleaf, available on request or accessible at http://www.sgs.com/en/Terms-and-Conditions.aspx and, for electronic format documents, subject to Terms and Conditions for Electronic Documents at http://www.sgs.com/en/Terms-and-Conditions/Terms-e-Document.aspx. Attention is drawn to the limitation of liability, indemnification and jurisdiction issues defined therein. Any holder of this document is advised that information contained hereon reflects the Company's findings at the time of its intervention only and within the limits of Client's instructions, if any. The Company's sole responsibility is to its Client and this document does not exonerate parties to a transaction from exercising all their rights and obligations under the transaction documents. This document cannot be reproduced except in full, without prior written approval of the Company. Any unauthorized alteration, forgery or falsification of the content or appearance of this document is unlawful and offenders may be prosecuted to the fullest extent of the law. Unless otherwise stated the results shown in this test report refer only to the sample(s) tested and such sample(s) are retained for 30 days only.
Attention: To check the authenticity of testing /inspection report & certificate, please contact us at telephone: (86-755) 8307 1443, or email: CN.Doccheck@sgs.com
SGS-CSTC Standards Technical Services Co., Ltd. Shenzhen Branch
No.1 Workshop, M-10, Middle Section, Science & Technology Park, Shenzhen, China 518057 t (86-755) 26012053 f (86-755) 26710594 www.sgsgroup.com.cn
中国·深圳·科技园中区M-10栋一号厂房 邮编: 518057 t (86-755) 26012053 f (86-755) 26710594 sgs.china@sgs.com
Member of the SGS Group (SGS SA)

5.2 Body Exposure Condition

5.2.1 Body-worn accessory exposure conditions

Body-worn operating configurations should be tested with the belt-clips and holsters attached to the device and positioned against a flat phantom in normal use configurations.

Body-worn operating configurations are tested with the belt-clips and holsters attached to the device and positioned against a flat phantom in a normal use configuration. Per FCC KDB Publication 648474 D04, Body-worn accessory exposure is typically related to voice mode operations when handsets are carried in body-worn accessories. The body-worn accessory procedures in FCC KDB Publication 447498 D01 should be used to test for body-worn accessory SAR compliance, without a headset connected to it. This enables the test results for such configuration to be compatible with that required for hotspot mode when the body-worn accessory test separation distance is greater than or equal to that required for hotspot mode, when applicable. When the reported SAR for a body-worn accessory, measured without a headset connected to the handset, is > 1.2 W/kg, the highest reported SAR configuration for that wireless mode and frequency band should be repeated for that body-worn accessory with a headset attached to the handset.

Accessories for Body-worn operation configurations are divided into two categories: those that do not contain metallic components and those that do contain metallic components. When multiple accessories that do not contain metallic components are supplied with the device, the device is tested with only the accessory that dictates the closest spacing to the body. Then multiple accessories that contain metallic components are tested with the device with each accessory. If multiple accessories share an identical metallic component (i.e. the same metallic belt-clip used with different holsters with no other metallic components) only the accessory that dictates the closest spacing to the body is tested.

Body-worn accessories may not always be supplied or available as options for some devices intended to be authorized for body-worn use. In this case, a test configuration with a separation distance between the back of the device and the flat phantom is used. Test position spacing was documented. Transmitters that are designed to operate in front of a person's face, as in push-to-talk configurations, are tested for SAR compliance with the front of the device positioned to face the flat phantom in head fluid. For devices that are carried next to the body such as a shoulder, waist or chest-worn transmitters, SAR compliance is tested with the accessories, including headsets and microphones, attached to the device and positioned against a flat phantom in a normal use configuration.

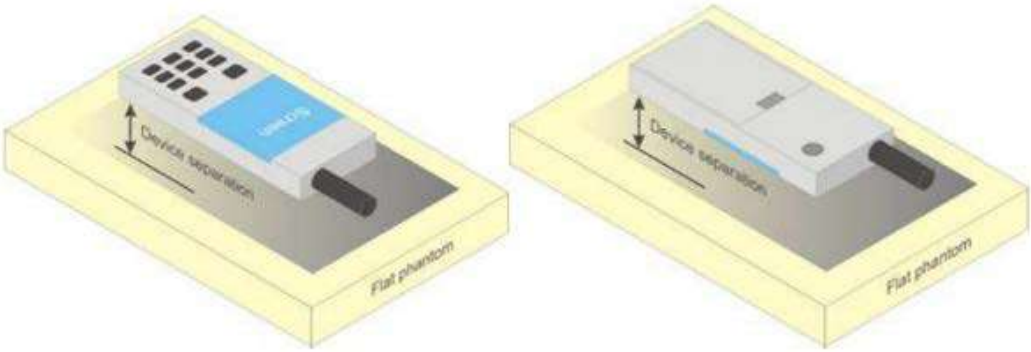

F-11. **Test positions for body-worn devices**

Unless otherwise agreed in writing, this document is issued by the Company subject to its General Conditions of Service printed overleaf, available on request or accessible at http://www.sgs.com/en/Terms-and-Conditions.aspx and, for electronic format documents, subject to Terms and Conditions for Electronic Documents at http://www.sgs.com/en/Terms-and-Conditions/Terms-e-Document.aspx. Attention is drawn to the limitation of liability, indemnification and jurisdiction issues defined therein. Any holder of this document is advised that information contained hereon reflects the Company's findings at the time of its intervention only and within the limits of Client's instructions, if any. The Company's sole responsibility is to its Client and this document does not exonerate parties to a transaction from exercising all their rights and obligations under the transaction documents. This document cannot be reproduced except in full, without prior written approval of the Company. Any unauthorized alteration, forgery or falsification of the content or appearance of this document is unlawful and offenders may be prosecuted to the fullest extent of the law. Unless otherwise stated the results shown in this test report refer only to the sample(s) tested and such sample(s) are retained for 30 days only.
Attention: To check the authenticity of testing /inspection report & certificate, please contact us at telephone: (86-755) 8307 1443, or email: CN.Doccheck@sgs.com
SGS-CSTC Standards Technical Services Co., Ltd. Shenzhen Branch
No.1 Workshop, M-10, Middle Section, Science & Technology Park, Shenzhen, China 518057 t (86-755) 26012053 f (86-755) 26710594 www.sgsgroup.com.cn
中国·深圳·科技园中区M-10栋一号厂房 邮编: 518057 t (86-755) 26012053 f (86-755) 26710594 sgs.china@sgs.com
Member of the SGS Group (SGS SA)

5.2.2 Wireless Router exposure conditions

Some battery-operated handsets have the capability to transmit and receive user data through simultaneous transmission of WIFI simultaneously with a separate licensed transmitter. The FCC has provided guidance in FCC KDB Publication 941225 D06 where SAR test considerations for handsets (L x W ≥ 9 cm x 5 cm) are based on a composite test separation distance of 10 mm from the front, back and edges of the device containing transmitting antennas within 2.5 cm of their edges, determined from general mixed use conditions for this type of devices. For devices with form factors smaller than 9 cm x 5 cm, a test separation distance of 5 mm is required.

5.3 Extremity exposure conditions

Per FCC KDB 648474D04, for smart phones with a display diagonal dimension > 15.0 cm or an overall diagonal dimension > 16.0 cm that provide similar mobile web access and multimedia support found in mini-tablets or UMPC mini-tablets that support voice calls next to the ear, the device is marketed as “Phablet”.
The UMPC mini-tablet procedures must also be applied to test the SAR of all surfaces and edges with an antenna located at ≤ 25 mm from that surface or edge, in direct contact with a flat phantom, for Product Specific 10-g SAR according to the body-equivalent tissue dielectric parameters in KDB 865664 to address interactive hand use exposure conditions. The UMPC mini-tablet 1-g SAR at 5 mm is not required. When hotspot mode applies, Product Specific 10-g SAR is required only for the surfaces and edges with hotspot mode 1-g reported SAR > 1.2 W/kg; however, when power reduction applies to hotspot mode the measured SAR must be scaled to the maximum output power, including tolerance, allowed for phablet modes to compare with the 1.2 W/kg SAR test reduction threshold.

Due to the SAR result, only the following frequency bands need to test with 0mm for the Product Specific 10-g SAR, the others are not required.

WCDMA Band II:

ANT2 Test Record										
Test position	**Test mode**	**Test Ch./Freq.**	**Duty Cycle**	**SAR (W/kg)1-g**	**Power Drift(dB)**	**Conducted Power(dBm)**	**Tune up Limit(dBm)**	**Scaled factor**	**Scaled SAR(W/kg)**	**Product Specific 10-g SAR SAR Exclusion**
Hotspot Test data(Separate 10mm)										
Front side	RMC	9400/1880	1:1	0.476	0.01	20.96	25.50	2.844	**1.354**	NO
Back side	RMC	9400/1880	1:1	0.438	0.12	20.96	25.50	2.844	**1.246**	NO
Left side	RMC	9400/1880	1:1	0.156	-0.13	20.96	25.50	2.844	0.444	YES
Bottom side	RMC	9400/1880	1:1	0.645	-0.05	20.96	25.50	2.844	**1.835**	NO
Bottom side	RMC	9262/1852.4	1:1	0.568	-0.02	21.13	25.50	2.735	**1.554**	NO
Bottom side	RMC	9538/1907.6	1:1	0.656	0.19	21.20	25.50	2.692	**1.766**	NO
ANT5 Test Record										
Test position	**Test mode**	**Test Ch./Freq.**	**Duty Cycle**	**SAR (W/kg)1-g**	**Power Drift(dB)**	**Conducted Power(dBm)**	**Tune up Limit(dBm)**	**Scaled factor**	**Scaled SAR(W/kg)**	**Product Specific 10-g SAR SAR Exclusion**
Hotspot Test data(Separate 10mm)										
Front side	RMC	9400/1880	1:1	0.086	0.20	17.35	25.20	6.095	0.525	YES
Back side	RMC	9400/1880	1:1	0.188	0.09	17.35	25.20	6.095	1.146	YES
Left side	RMC	9400/1880	1:1	0.063	0.11	17.35	25.20	6.095	0.382	YES
Top side	RMC	9400/1880	1:1	0.272	0.06	17.35	25.20	6.095	**1.658**	NO

Unless otherwise agreed in writing, this document is issued by the Company subject to its General Conditions of Service printed overleaf, available on request or accessible at http://www.sgs.com/en/Terms-and-Conditions.aspx and, for electronic format documents, subject to Terms and Conditions for Electronic Documents at http://www.sgs.com/en/Terms-and-Conditions/Terms-e-Document.aspx. Attention is drawn to the limitation of liability, indemnification and jurisdiction issues defined therein. Any holder of this document is advised that information contained hereon reflects the Company's findings at the time of its intervention only and within the limits of Client's instructions, if any. The Company's sole responsibility is to its Client and this document does not exonerate parties to a transaction from exercising all their rights and obligations under the transaction documents. This document cannot be reproduced except in full, without prior written approval of the Company. Any unauthorized alteration, forgery or falsification of the content or appearance of this document is unlawful and offenders may be prosecuted to the fullest extent of the law. Unless otherwise stated the results shown in this test report refer only to the sample(s) tested and such sample(s) are retained for 30 days only.
Attention: To check the authenticity of testing /inspection report & certificate, please contact us at telephone: (86-755) 8307 1443, or email: CN.Doccheck@sgs.com
No.1 Workshop, M-10, Middle Section, Science & Technology Park, Shenzhen, China 518057 t (86-755) 26012053 f (86-755) 26710594 www.sgsgroup.com.cn
中国·深圳·科技园中区M-10栋一号厂房 邮编: 518057 t (86-755) 26012053 f (86-755) 26710594 sgs.china@sgs.com
Member of the SGS Group (SGS SA)

WCDMA Band IV:

ANT2 Test Record										
Test position	Test mode	Test Ch./Freq.	Duty Cycle	SAR (W/kg)1-g	Power Drift(dB)	Conducted Power(dBm)	Tune up Limit(dBm)	Scaled factor	Scaled SAR(W/kg)	Product Specific 10-g SAR SAR Exclusion
Hotspot Test data(Separate 10mm)										
Front side	RMC	1412/1732.4	1:1	0.435	-0.11	21.61	25.50	2.449	1.065	YES
Back side	RMC	1412/1732.4	1:1	0.513	-0.05	21.61	25.50	2.449	**1.256**	NO
Left side	RMC	1412/1732.4	1:1	0.254	0.11	21.61	25.50	2.449	0.622	YES
Bottom side	RMC	1412/1732.4	1:1	0.571	0.10	21.61	25.50	2.449	**1.398**	NO
Bottom side	RMC	1312/1712.4	1:1	0.546	0.02	21.63	25.50	2.438	**1.331**	NO
Bottom side	RMC	1513/1752.6	1:1	0.596	0.06	21.61	25.50	2.449	**1.460**	NO

LTE Band 2:

ANT2 Test Record											
Test position	BW.	Test mode	Test Ch./Freq.	Duty Cycle	SAR (W/kg)1-g	Power Drift(dB)	Conducted power(dBm)	Tune up Limit(dBm)	Scaled factor	Scaled SAR(W/kg)	Product Specific 10-g SAR SAR Exclusion
Hotspot Test data(Separate 10mm 1RB)											
Front side	20	QPSK 1RB_50	18900/1880	1:1	0.305	0.06	19.78	25.50	3.733	1.138	YES
Back side	20	QPSK 1RB_50	18900/1880	1:1	0.276	0.01	19.78	25.50	3.733	1.030	YES
Left side	20	QPSK 1RB_50	18900/1880	1:1	0.086	0.00	19.78	25.50	3.733	0.320	YES
Bottom side	20	QPSK 1RB_50	18900/1880	1:1	0.324	-0.17	19.78	25.50	3.733	**1.209**	NO
Hotspot Test data(Separate 10mm 50%RB)											
Front side	20	QPSK 50RB_0	18900/1880	1:1	0.292	0.18	19.83	24.50	2.931	0.856	YES
Back side	20	QPSK 50RB_0	18900/1880	1:1	0.266	0.05	19.83	24.50	2.931	0.780	YES
Left side	20	QPSK 50RB_0	18900/1880	1:1	0.084	-0.11	19.83	24.50	2.931	0.245	YES
Bottom side	20	QPSK 50RB_0	18900/1880	1:1	0.315	-0.18	19.83	24.50	2.931	0.923	YES

LTE Band 4:

ANT2 Test Record											
Test position	BW.	Test mode	Test Ch./Freq.	Duty Cycle	SAR (W/kg)1-g	Power Drift(dB)	Conducted power(dBm)	Tune up Limit(dBm)	Scaled factor	Scaled SAR(W/kg)	Product Specific 10-g SAR SAR Exclusion
Hotspot Test data(Separate 10mm 1RB)											
Front side	20	QPSK 1RB_50	20175/1732.5	1:1	0.507	0.08	21.84	25.50	2.323	1.178	YES
Back side	20	QPSK 1RB_50	20175/1732.5	1:1	0.378	-0.12	21.84	25.50	2.323	0.878	YES
Left side	20	QPSK 1RB_50	20175/1732.5	1:1	0.143	-0.06	21.84	25.50	2.323	0.332	YES
Bottom side	20	QPSK 1RB_50	20175/1732.5	1:1	0.527	-0.13	21.84	25.50	2.323	**1.224**	NO
Hotspot Test data (Separate 10mm 50%RB)											
Front side	20	QPSK 50RB_0	20175/1732.5	1:1	0.485	0.03	21.81	24.50	1.858	0.901	YES
Back side	20	QPSK 50RB_0	20175/1732.5	1:1	0.399	0.09	21.81	24.50	1.858	0.741	YES
Left side	20	QPSK 50RB_0	20175/1732.5	1:1	0.135	-0.04	21.81	24.50	1.858	0.251	YES
Bottom side	20	QPSK 50RB_0	20175/1732.5	1:1	0.514	-0.19	21.81	24.50	1.858	0.955	YES

Unless otherwise agreed in writing, this document is issued by the Company subject to its General Conditions of Service printed overleaf, available on request or accessible at http://www.sgs.com/en/Terms-and-Conditions.aspx and, for electronic format documents, subject to Terms and Conditions for Electronic Documents at http://www.sgs.com/en/Terms-and-Conditions/Terms-e-Document.aspx. Attention is drawn to the limitation of liability, indemnification and jurisdiction issues defined therein. Any holder of this document is advised that information contained hereon reflects the Company's findings at the time of its intervention only and within the limits of Client's instructions, if any. The Company's sole responsibility is to its Client and this document does not exonerate parties to a transaction from exercising all their rights and obligations under the transaction documents. This document cannot be reproduced except in full, without prior written approval of the Company. Any unauthorized alteration, forgery or falsification of the content or appearance of this document is unlawful and offenders may be prosecuted to the fullest extent of the law. Unless otherwise stated the results shown in this test report refer only to the sample(s) tested and such sample(s) are retained for 30 days only.
Attention: To check the authenticity of testing /inspection report & certificate, please contact us at telephone: (86-755) 8307 1443, or email: CN.Doccheck@sgs.com

No.1 Workshop, M-10, Middle Section, Science & Technology Park, Shenzhen, China 518057 t (86-755) 26012053 f (86-755) 26710594 www.sgsgroup.com.cn
中国·深圳·科技园中区M-10栋一号厂房 邮编: 518057 t (86-755) 26012053 f (86-755) 26710594 sgs.china@sgs.com

LTE Band 7:

ANT2 Test Record											
Test position	BW.	Test mode	Test Ch./Freq.	Duty Cycle	SAR (W/kg)1-g	Power Drift(dB)	Conducted power(dBm)	Tune up Limit(dBm)	Scaled factor	Scaled SAR(W/kg)	Product Specific 10-g SAR SAR Exclusion
Hotspot Test data(Separate 10mm 1RB)											
Front side	20	QPSK 1RB_99	21350/2560	1:1	0.271	0.15	19.00	25.50	4.467	**1.211**	NO
Back side	20	QPSK 1RB_99	21350/2560	1:1	0.280	-0.14	19.00	25.50	4.467	**1.251**	NO
Left side	20	QPSK 1RB_99	21350/2560	1:1	0.086	-0.04	19.00	25.50	4.467	0.384	YES
Bottom side	20	QPSK 1RB_99	21350/2560	1:1	0.281	0.13	19.00	25.50	4.467	**1.255**	NO
Hotspot Test data (Separate 10mm 50%RB)											
Front side	20	QPSK 50RB_0	21350/2560	1:1	0.269	0.1	18.81	24.50	3.707	0.997	YES
Back side	20	QPSK 50RB_0	21350/2560	1:1	0.278	-0.02	18.81	24.50	3.707	1.030	YES
Left side	20	QPSK 50RB_0	21350/2560	1:1	0.082	0.12	18.81	24.50	3.707	0.303	YES
Bottom side	20	QPSK 50RB_0	21350/2560	1:1	0.280	0.13	18.81	24.50	3.707	1.038	YES

EN-DC B7:

ANT4 Test Record											
Test position	BW.	Test mode	Test Ch./Freq.	Duty Cycle	SAR (W/kg)1-g	Power Drift(dB)	Conducted power(dBm)	Tune up Limit(dBm)	Scaled factor	Scaled SAR(W/kg)	Product Specific 10-g SAR SAR Exclusion
Hotspot Test data(Separate 10mm 1RB)											
Front side	20	QPSK 1RB_50	21100/2535	1:1	0.065	0.05	13.81	25.10	13.459	0.875	YES
Back side	20	QPSK 1RB_50	21100/2535	1:1	0.082	0.03	13.81	25.10	13.459	1.104	YES
Left side	20	QPSK 1RB_50	21100/2535	1:1	0.121	0.09	13.81	25.10	13.459	**1.628**	NO
Top side	20	QPSK 1RB_50	21100/2535	1:1	0.030	0.01	13.81	25.10	13.459	0.404	YES
Hotspot Test data (Separate 10mm 50%RB)											
Front side	20	QPSK 50RB_0	21100/2535	1:1	0.064	0.05	13.71	24.10	10.940	0.700	YES
Back side	20	QPSK 50RB_0	21100/2535	1:1	0.076	0.03	13.71	24.10	10.940	0.831	YES
Left side	20	QPSK 50RB_0	21100/2535	1:1	0.120	0.01	13.71	24.10	10.940	**1.313**	NO
Top side	20	QPSK 50RB_0	21100/2535	1:1	0.010	0.05	13.71	24.10	10.940	0.109	YES

LTE Band 38:

ANT4 Test Record											
Test position	BW.	Test mode	Test Ch./Freq.	Duty Cycle	SAR (W/kg)1-g	Power Drift(dB)	Conducted power(dBm)	Tune up Limit(dBm)	Scaled factor	Scaled SAR(W/kg)	Product Specific 10-g SAR SAR Exclusion
Hotspot Test data(Separate 10mm 1RB)											
Front side	20	QPSK 1RB_99	38150/2610	1:1.58	0.087	0.18	18.16	24.80	4.613	0.401	YES
Back side	20	QPSK 1RB_99	38150/2610	1:1.58	0.118	0.03	18.16	24.80	4.613	0.544	YES
Left side	20	QPSK 1RB_99	38150/2610	1:1.58	0.412	-0.16	18.16	24.80	4.613	**1.901**	NO
Top side	20	QPSK 1RB_99	38150/2610	1:1.58	0.079	-0.10	18.16	24.80	4.613	0.364	YES
Hotspot Test data (Separate 10mm 50%RB)											
Front side	20	QPSK 50RB_0	38150/2610	1:1.58	0.083	-0.13	18.16	23.80	3.664	0.302	YES
Back side	20	QPSK 50RB_0	38150/2610	1:1.58	0.102	-0.08	18.16	23.80	3.664	0.374	YES
Left side	20	QPSK 50RB_0	38150/2610	1:1.58	0.365	-0.07	18.16	23.80	3.664	**1.337**	NO
Top side	20	QPSK 50RB_0	38150/2610	1:1.58	0.058	0.05	18.16	23.80	3.664	0.211	YES

Unless otherwise agreed in writing, this document is issued by the Company subject to its General Conditions of Service printed overleaf, available on request or accessible at http://www.sgs.com/en/Terms-and-Conditions.aspx and, for electronic format documents, subject to Terms and Conditions for Electronic Documents at http://www.sgs.com/en/Terms-and-Conditions/Terms-e-Document.aspx. Attention is drawn to the limitation of liability, indemnification and jurisdiction issues defined therein. Any holder of this document is advised that information contained hereon reflects the Company's findings at the time of its intervention only and within the limits of Client's instructions, if any. The Company's sole responsibility is to its Client and this document does not exonerate parties to a transaction from exercising all their rights and obligations under the transaction documents. This document cannot be reproduced except in full, without prior written approval of the Company. Any unauthorized alteration, forgery or falsification of the content or appearance of this document is unlawful and offenders may be prosecuted to the fullest extent of the law. Unless otherwise stated the results shown in this test report refer only to the sample(s) tested and such sample(s) are retained for 30 days only.
Attention: To check the authenticity of testing /inspection report & certificate, please contact us at telephone: (86-755) 8307 1443, or email: CN.Doccheck@sgs.com
SGS-CSTC Standards Technical Services Co., Ltd. Shenzhen Branch
No.1 Workshop, M-10, Middle Section, Science & Technology Park, Shenzhen, China 518057 t (86-755) 26012053 f (86-755) 26710594 www.sgsgroup.com.cn
中国·深圳·科技园中区M-10栋一号厂房 邮编: 518057 t (86-755) 26012053 f (86-755) 26710594 sgs.china@sgs.com
Member of the SGS Group (SGS SA)

LTE Band 66:

ANT2 Test Record											
Test position	**BW.**	**Test mode**	**Test Ch./Freq.**	**Duty Cycle**	**SAR (W/kg)1-g**	**Power Drift(dB)**	**Conducted power(dBm)**	**Tune up Limit(dBm)**	**Scaled factor**	**Scaled SAR(W/kg)**	**Product Specific 10-g SAR SAR Exclusion**
Hotspot Test data(Separate 10mm 1RB)											
Front side	20	QPSK 1RB_50	132322/1745	1:1	0.339	0.10	20.16	25.50	3.420	1.159	YES
Back side	20	QPSK 1RB_50	132322/1745	1:1	0.372	0.14	20.16	25.50	3.420	**1.272**	NO
Left side	20	QPSK 1RB_50	132322/1745	1:1	0.057	0.11	20.16	25.50	3.420	0.196	YES
Bottom side	20	QPSK 1RB_50	132322/1745	1:1	0.395	0.20	20.16	25.50	3.420	**1.351**	NO
Hotspot Test data (Separate 10mm 50%RB)											
Front side	20	QPSK 50RB_0	132322/1745	1:1	0.320	0.10	20.15	24.50	2.723	0.871	YES
Back side	20	QPSK 50RB_0	132322/1745	1:1	0.255	-0.01	20.15	24.50	2.723	0.694	YES
Left side	20	QPSK 50RB_0	132322/1745	1:1	0.050	-0.02	20.15	24.50	2.723	0.136	YES
Bottom side	20	QPSK 50RB_0	132322/1745	1:1	0.372	0.12	20.15	24.50	2.723	1.013	YES

ANT5 Test Record											
Test position	**BW.**	**Test mode**	**Test Ch./Freq.**	**Duty Cycle**	**SAR (W/kg)1-g**	**Power Drift(dB)**	**Conducted power(dBm)**	**Tune up Limit(dBm)**	**Scaled factor**	**Scaled SAR(W/kg)**	**Product Specific 10-g SAR SAR Exclusion**
Hotspot Test data(Separate 10mm 1RB)											
Front side	20	QPSK 1RB_50	132322/1745	1:1	0.095	0.16	15.86	25.20	8.590	0.812	YES
Back side	20	QPSK 1RB_50	132322/1745	1:1	0.110	0.09	15.86	25.20	8.590	0.945	YES
Left side	20	QPSK 1RB_50	132322/1745	1:1	0.041	-0.13	15.86	25.20	8.590	0.351	YES
Top side	20	QPSK 1RB_50	132322/1745	1:1	0.176	0.08	15.86	25.20	8.590	**1.512**	NO
Hotspot Test data (Separate 10mm 50%RB)											
Front side	20	QPSK 50RB_0	132322/1745	1:1	0.096	0.17	15.65	24.20	7.161	0.684	YES
Back side	20	QPSK 50RB_0	132322/1745	1:1	0.105	0.08	15.65	24.20	7.161	0.752	YES
Left side	20	QPSK 50RB_0	132322/1745	1:1	0.0393	0.18	15.65	24.20	7.161	0.281	YES
Top side	20	QPSK 50RB_0	132322/1745	1:1	0.171	0.04	15.65	24.20	7.161	**1.225**	NO

Unless otherwise agreed in writing, this document is issued by the Company subject to its General Conditions of Service printed overleaf, available on request or accessible at http://www.sgs.com/en/Terms-and-Conditions.aspx and, for electronic format documents, subject to Terms and Conditions for Electronic Documents at http://www.sgs.com/en/Terms-and-Conditions/Terms-e-Document.aspx. Attention is drawn to the limitation of liability, indemnification and jurisdiction issues defined therein. Any holder of this document is advised that information contained hereon reflects the Company's findings at the time of its intervention only and within the limits of Client's instructions, if any. The Company's sole responsibility is to its Client and this document does not exonerate parties to a transaction from exercising all their rights and obligations under the transaction documents. This document cannot be reproduced except in full, without prior written approval of the Company. Any unauthorized alteration, forgery or falsification of the content or appearance of this document is unlawful and offenders may be prosecuted to the fullest extent of the law. Unless otherwise stated the results shown in this test report refer only to the sample(s) tested and such sample(s) are retained for 30 days only.
Attention: To check the authenticity of testing /inspection report & certificate, please contact us at telephone: (86-755) 8307 1443, or email: CN.Doccheck@sgs.com
SGS-CSTC Standards Technical Services Co., Ltd. Shenzhen Branch
No.1 Workshop, M-10, Middle Section, Science & Technology Park, Shenzhen, China 518057 t (86-755) 26012053 f (86-755) 26710594 www.sgsgroup.com.cn
中国·深圳·科技园中区M-10栋一号厂房 邮编: 518057 t (86-755) 26012053 f (86-755) 26710594 sgs.china@sgs.com
Member of the SGS Group (SGS SA)

5.4 Proximity Sensor Triggering Test

Proximity sensor triggering distances:

The Proximity sensor triggering was applied to WWAN antenna. Proximity sensor triggering distance testing was performed according to the procedures outlined in KDB 616217 D04 section 6.2, and EUT moving further away from the flat phantom and EUT moving toward the flat phantom were both assessed.

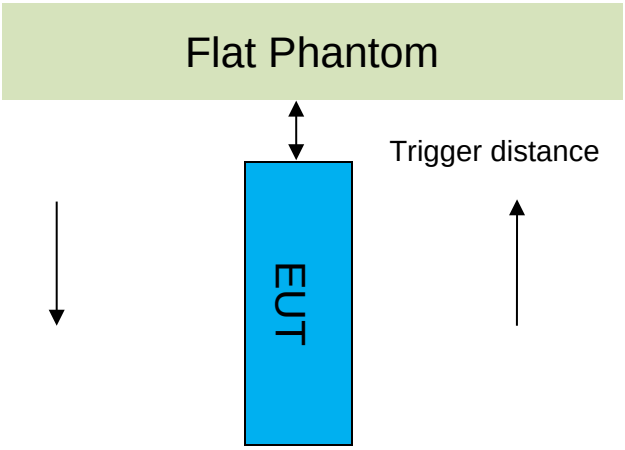

Proximity Sensor Triggering Distance(mm)		
Band	ANT1: WCDMA B5,NR Band n5; ANT2: WCDMA B2/4,LTE B2/4/7/38/66,NR Band n7/41/66	ANT3: WCDMA B5; ANT4: LTE B4/7/66,NR Band n7/38/41/66; ANT5: WCDMA B2/4,LTE B4/7/38/41/66,NR Band n7/38/41/66; ANT6: LTE B42,NR Band n77/78; ANT11: LTE B42,NR Band n77/78; ANT12: LTE B42,NR Band n77/78; ANT13: LTE B42,NR Band n77/78
Position	Front/Back/Left/Bottom	Front/Back/Right/Top
Minimum	16	6
Required SAR Test	15	5

Note:

SAR tests with proximity sensor power reduction are only required for the sides of frequency bands in the table above. For the other sides or other frequency bands of the device, SAR is still tested at the maximum power level with sensor off.

Unless otherwise agreed in writing, this document is issued by the Company subject to its General Conditions of Service printed overleaf, available on request or accessible at http://www.sgs.com/en/Terms-and-Conditions.aspx and, for electronic format documents, subject to Terms and Conditions for Electronic Documents at http://www.sgs.com/en/Terms-and-Conditions/Terms-e-Document.aspx. Attention is drawn to the limitation of liability, indemnification and jurisdiction issues defined therein. Any holder of this document is advised that information contained hereon reflects the Company's findings at the time of its intervention only and within the limits of Client's instructions, if any. The Company's sole responsibility is to its Client and this document does not exonerate parties to a transaction from exercising all their rights and obligations under the transaction documents. This document cannot be reproduced except in full, without prior written approval of the Company. Any unauthorized alteration, forgery or falsification of the content or appearance of this document is unlawful and offenders may be prosecuted to the fullest extent of the law. Unless otherwise stated the results shown in this test report refer only to the sample(s) tested and such sample(s) are retained for 30 days only.
Attention: To check the authenticity of testing /inspection report & certificate, please contact us at telephone: (86-755) 8307 1443, or email: CN.Doccheck@sgs.com
SGS-CSTC Standards Technical Services Co., Ltd. Shenzhen Branch
No.1 Workshop, M-10, Middle Section, Science & Technology Park, Shenzhen, China 518057 t (86-755) 26012053 f (86-755) 26710594 www.sgsgroup.com.cn
中国·深圳·科技园中区M-10栋一号厂房 邮编: 518057 t (86-755) 26012053 f (86-755) 26710594 sgs.china@sgs.com
Member of the SGS Group (SGS SA)

- DUT Moving Toward(Trigger)the Phantom

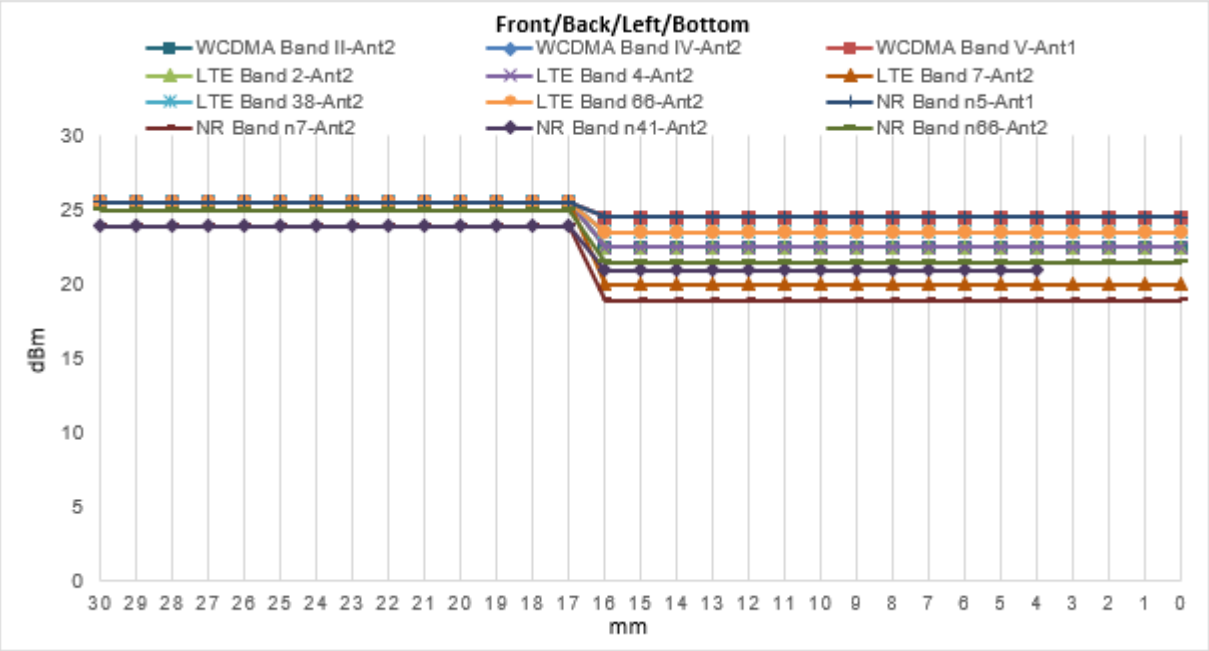

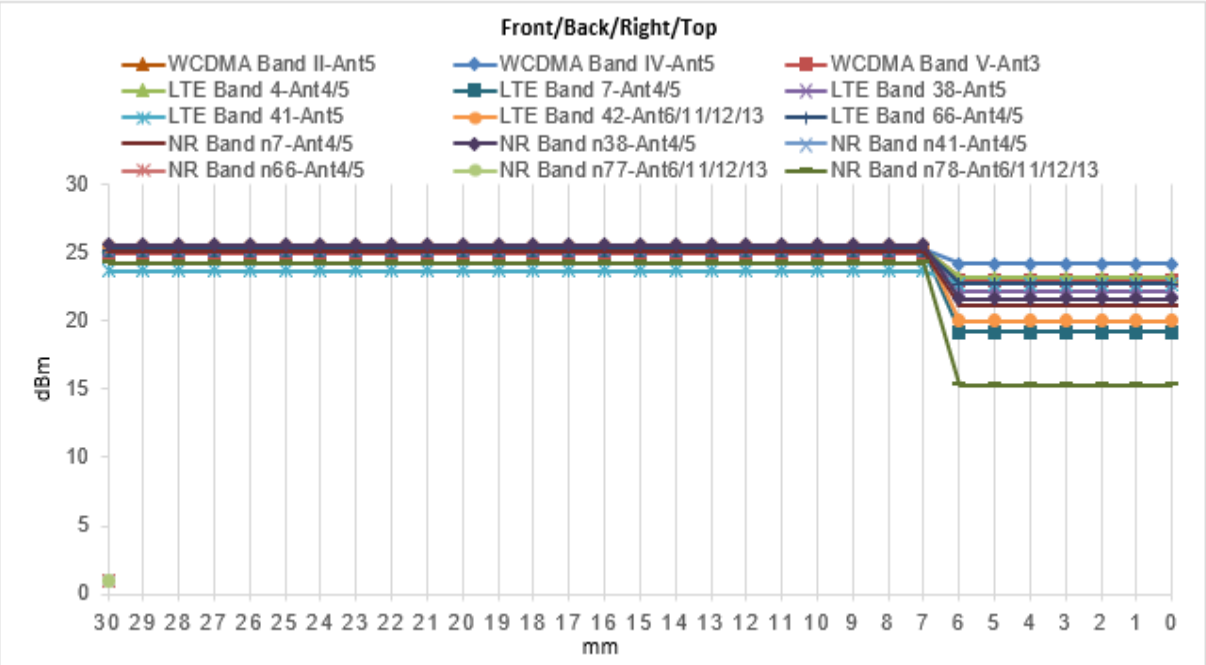

Unless otherwise agreed in writing, this document is issued by the Company subject to its General Conditions of Service printed overleaf, available on request or accessible at http://www.sgs.com/en/Terms-and-Conditions.aspx and, for electronic format documents, subject to Terms and Conditions for Electronic Documents at http://www.sgs.com/en/Terms-and-Conditions/Terms-e-Document.aspx. Attention is drawn to the limitation of liability, indemnification and jurisdiction issues defined therein. Any holder of this document is advised that information contained hereon reflects the Company's findings at the time of its intervention only and within the limits of Client's instructions, if any. The Company's sole responsibility is to its Client and this document does not exonerate parties to a transaction from exercising all their rights and obligations under the transaction documents. This document cannot be reproduced except in full, without prior written approval of the Company. Any unauthorized alteration, forgery or falsification of the content or appearance of this document is unlawful and offenders may be prosecuted to the fullest extent of the law. Unless otherwise stated the results shown in this test report refer only to the sample(s) tested and such sample(s) are retained for 30 days only.
Attention: To check the authenticity of testing /inspection report & certificate, please contact us at telephone: (86-755) 8307 1443, or email: CN.Doccheck@sgs.com
SGS-CSTC Standards Technical Services Co., Ltd. Shenzhen Branch
No.1 Workshop, M-10, Middle Section, Science & Technology Park, Shenzhen, China 518057 t (86-755) 26012053 f (86-755) 26710594 www.sgsgroup.com.cn
中国·深圳·科技园中区M-10栋一号厂房 邮编: 518057 t (86-755) 26012053 f (86-755) 26710594 sgs.china@sgs.com
Member of the SGS Group (SGS SA)

- DUT Moving Away(Release) from the Phantom

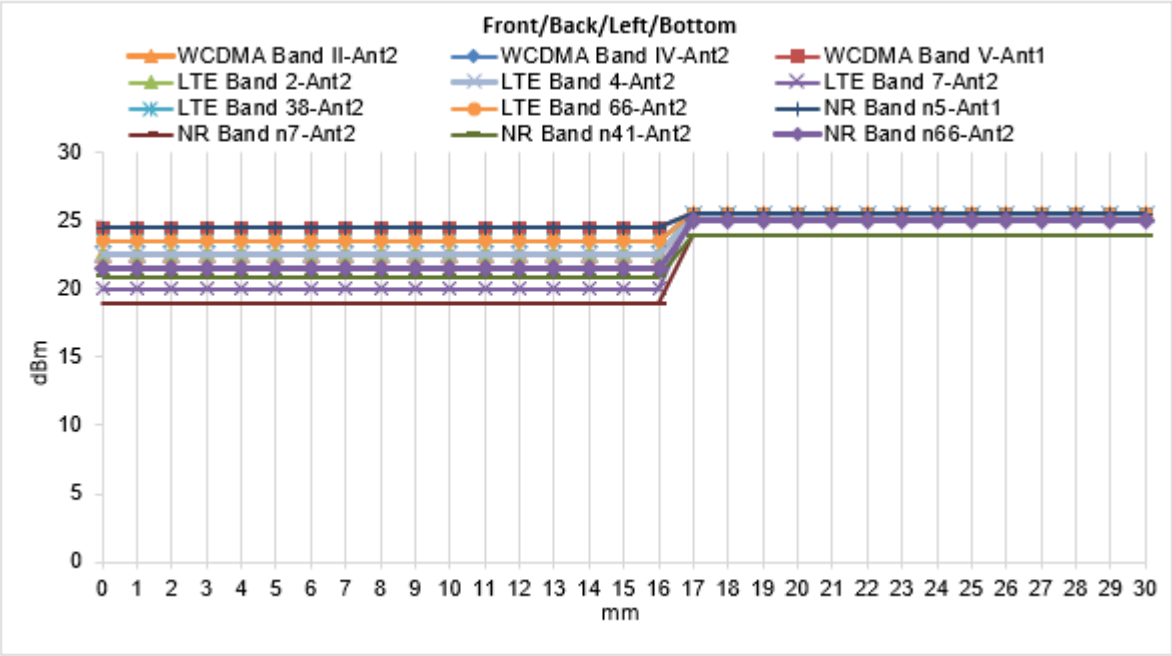

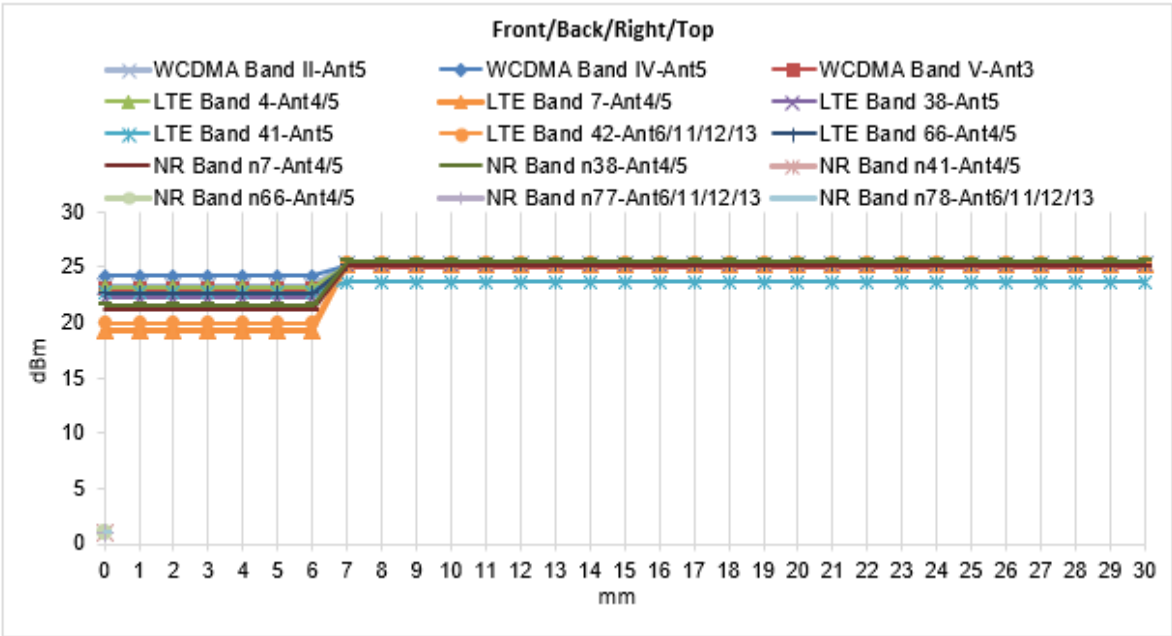

Unless otherwise agreed in writing, this document is issued by the Company subject to its General Conditions of Service printed overleaf, available on request or accessible at http://www.sgs.com/en/Terms-and-Conditions.aspx and, for electronic format documents, subject to Terms and Conditions for Electronic Documents at http://www.sgs.com/en/Terms-and-Conditions/Terms-e-Document.aspx. Attention is drawn to the limitation of liability, indemnification and jurisdiction issues defined therein. Any holder of this document is advised that information contained hereon reflects the Company's findings at the time of its intervention only and within the limits of Client's instructions, if any. The Company's sole responsibility is to its Client and this document does not exonerate parties to a transaction from exercising all their rights and obligations under the transaction documents. This document cannot be reproduced except in full, without prior written approval of the Company. Any unauthorized alteration, forgery or falsification of the content or appearance of this document is unlawful and offenders may be prosecuted to the fullest extent of the law. Unless otherwise stated the results shown in this test report refer only to the sample(s) tested and such sample(s) are retained for 30 days only.
Attention: To check the authenticity of testing /inspection report & certificate, please contact us at telephone: (86-755) 8307 1443, or email: CN.Doccheck@sgs.com
SGS-CSTC Standards Technical Services Co., Ltd. Shenzhen Branch
No.1 Workshop, M-10, Middle Section, Science & Technology Park, Shenzhen, China 518057 t (86-755) 26012053 f (86-755) 26710594 www.sgsgroup.com.cn
中国·深圳·科技园中区M-10栋一号厂房 邮编: 518057 t (86-755) 26012053 f (86-755) 26710594 sgs.china@sgs.com
Member of the SGS Group (SGS SA)

Proximity sensor coverage

If a sensor is spatially offset from the antenna(s), it is necessary to verify sensor triggering for conditions where the antenna is next to the user but the sensor is laterally further away to ensure sensor coverage is sufficient for reducing the power to maintain compliance. For p-sensor coverage testing, the device is moved and “along the direction of maximum antenna and sensor offset”.

The proximity sensor and main antenna use same metallic electrode, so there is no spatial offset.

Device tilt angle influences to proximity sensor triggering

The influence of device tilt angles to proximity sensor triggering was determined by positioning each tablet edge that contains a transmitting antenna, perpendicular to the flat phantom.

Rotating the tablet around the edge next to the phantom in ≤ 10° increments until the tablet is ± 45° from the vertical position at 0°, and the maximum output power remains in the reduced mode.

Flat Phantom

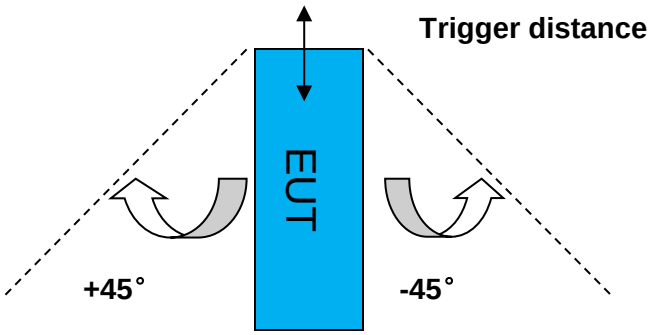

Summary of Tablet Tilt Angle Influence to Proximity Sensor Triggering for Top Side														
Band (MHz)	Minimum trigger distance Per KDB61617§6.2	Minimum trigger distance at which power reduction was maintained over ±45°	Power Reduction Status										
			-45°	-35°	-25°	-15°	-5°	0°	5°	15°	25°	35°	45°
ANT1:WCDMA B5,NR Band n5; ANT2:WCDMA B2/4,LTE B2/4/7/38/66,NR Band n7/41/66	Left/Bottom:16mm	Left/Bottom:16mm	on	on	on	on	on	on	on	on	on	on	on
ANT3:WCDMA B5; ANT4:LTE B4/7/66,NR Band n7/38/41/66; ANT5:WCDMA B2/4,LTE B4/7/38/41/66,NR Band n7/38/41/66; ANT6:LTE B42,NR Band n77/78; ANT11:LTE B42,NR Band n77/78; ANT12:LTE B42,NR Band n77/78; ANT13:LTE B42,NR Band n77/78	Right/Top:6mm	Right/Top:6mm	on	on	on	on	on	on	on	on	on	on	on

Unless otherwise agreed in writing, this document is issued by the Company subject to its General Conditions of Service printed overleaf, available on request or accessible at http://www.sgs.com/en/Terms-and-Conditions.aspx and, for electronic format documents, subject to Terms and Conditions for Electronic Documents at http://www.sgs.com/en/Terms-and-Conditions/Terms-e-Document.aspx. Attention is drawn to the limitation of liability, indemnification and jurisdiction issues defined therein. Any holder of this document is advised that information contained hereon reflects the Company's findings at the time of its intervention only and within the limits of Client's instructions, if any. The Company's sole responsibility is to its Client and this document does not exonerate parties to a transaction from exercising all their rights and obligations under the transaction documents. This document cannot be reproduced except in full, without prior written approval of the Company. Any unauthorized alteration, forgery or falsification of the content or appearance of this document is unlawful and offenders may be prosecuted to the fullest extent of the law. Unless otherwise stated the results shown in this test report refer only to the sample(s) tested and such sample(s) are retained for 30 days only.
Attention: To check the authenticity of testing /inspection report & certificate, please contact us at telephone: (86-755) 8307 1443, or email: CN.Doccheck@sgs.com
SGS-CSTC Standards Technical Services Co., Ltd. Shenzhen Branch
No.1 Workshop, M-10, Middle Section, Science & Technology Park, Shenzhen, China 518057 t (86-755) 26012053 f (86-755) 26710594 www.sgsgroup.com.cn
中国·深圳·科技园中区M-10栋一号厂房 邮编: 518057 t (86-755) 26012053 f (86-755) 26710594 sgs.china@sgs.com
Member of the SGS Group (SGS SA)

6 SAR System Verification Procedure

6.1 Tissue Simulate Liquid

6.1.1 Recipes for Tissue Simulate Liquid

The bellowing tables give the recipes for tissue simulating liquids to be used in different frequency bands：

Ingredients (% by weight)	Frequency (MHz)				
	450	700-900	1750-2000	2300-2500	2500-2700
Water	38.56	40.30	55.24	55.00	54.92
Salt (NaCl)	3.95	1.38	0.31	0.2	0.23
Sucrose	56.32	57.90	0	0	0
HEC	0.98	0.24	0	0	0
Bactericide	0.19	0.18	0	0	0
Tween	0	0	44.45	44.80	44.85
Salt: 99+% Pure Sodium Chloride Water: De-ionized, 16 MΩ+ resistivity Tween: Polyoxyethylene (20) sorbitan monolaurate			Sucrose: 98+% Pure Sucrose HEC: Hydroxyethyl Cellulose		
HSL5GHz is composed of the following ingredients： Water：50-65% Mineral oil：10-30% Emulsifiers：8-25% Sodium salt：0-1.5%					

Table 3： Recipe of Tissue Simulate Liquid

Unless otherwise agreed in writing, this document is issued by the Company subject to its General Conditions of Service printed overleaf, available on request or accessible at http://www.sgs.com/en/Terms-and-Conditions.aspx and, for electronic format documents, subject to Terms and Conditions for Electronic Documents at http://www.sgs.com/en/Terms-and-Conditions/Terms-e-Document.aspx. Attention is drawn to the limitation of liability, indemnification and jurisdiction issues defined therein. Any holder of this document is advised that information contained hereon reflects the Company's findings at the time of its intervention only and within the limits of Client's instructions, if any. The Company's sole responsibility is to its Client and this document does not exonerate parties to a transaction from exercising all their rights and obligations under the transaction documents. This document cannot be reproduced except in full, without prior written approval of the Company. Any unauthorized alteration, forgery or falsification of the content or appearance of this document is unlawful and offenders may be prosecuted to the fullest extent of the law. Unless otherwise stated the results shown in this test report refer only to the sample(s) tested and such sample(s) are retained for 30 days only.
Attention: To check the authenticity of testing /inspection report & certificate, please contact us at telephone: (86-755) 8307 1443, or email: CN.Doccheck@sgs.com
SGS-CSTC Standards Technical Services Co., Ltd. Shenzhen Branch
No.1 Workshop, M-10, Middle Section, Science & Technology Park, Shenzhen, China 518057 t (86-755) 26012053 f (86-755) 26710594 www.sgsgroup.com.cn
中国·深圳·科技园中区M-10栋一号厂房 邮编: 518057 t (86-755) 26012053 f (86-755) 26710594 sgs.china@sgs.com
Member of the SGS Group (SGS SA)

6.1.2 Measurement for Tissue Simulate Liquid

The dielectric properties for this Tissue Simulate Liquids were measured by using the Agilent Model 85070E Dielectric Probe in conjunction with Agilent E5071C Network Analyzer (300 KHz-8500 MHz). The Conductivity (σ) and Permittivity (ρ) are listed in bellow table. For the SAR measurement given in this report. The temperature variation of the Tissue Simulate Liquids was 22±2°C.

Tissue Type	Measured Frequency (MHz)	Target Tissue (±5%)		Measured Tissue		Liquid Temp. (℃)	Measured Date
		ε_r	σ(S/m)	ε_r	σ(S/m)		
750 Head	750	41.9 (39.81~44)	0.89 (0.85~0.94)	40.758	0.889	22.1	2021-06-07
750 Head	750	41.9 (39.81~44)	0.89 (0.85~0.94)	41.334	0.891	22.1	2021-06-09
750 Head	750	41.9 (39.81~44)	0.89 (0.85~0.94)	41.853	0.895	22.1	2021-06-11
835 Head	835	41.5 (39.43~43.58)	0.90 (0.86~0.95)	40.849	0.891	22.1	2021-06-12
835 Head	835	41.5 (39.43~43.58)	0.90 (0.86~0.95)	41.590	0.943	22.1	2021-06-13
835 Head	835	41.5 (39.43~43.58)	0.90 (0.86~0.95)	41.684	0.913	22.1	2021-06-15
1750 Head	1750	40.1 (38.10~42.11)	1.37 (1.30~1.44)	38.783	1.342	22.2	2021-06-08
1750 Head	1750	40.1 (38.10~42.11)	1.37 (1.30~1.44)	39.496	1.324	22.2	2021-06-10
1750 Head	1750	40.1 (38.10~42.11)	1.37 (1.30~1.44)	39.171	1.371	22.2	2021-06-12
1750 Head	1750	40.1 (38.10~42.11)	1.37 (1.30~1.44)	40.058	1.326	22.2	2021-06-13
1750 Head	1750	40.1 (38.10~42.11)	1.37 (1.30~1.44)	39.028	1.357	22.2	2021-06-14
1750 Head	1750	40.1 (38.10~42.11)	1.37 (1.30~1.44)	40.413	1.318	22.2	2021-06-16
1750 Head	1750	40.1 (38.10~42.11)	1.37 (1.30~1.44)	40.441	1.317	22.2	2021-06-17
1900 Head	1900	40.0 (38.00~42.00)	1.40 (1.33~1.47)	40.372	1.412	22.3	2021-06-19
1900 Head	1900	40.0 (38.00~42.00)	1.40 (1.33~1.47)	40.584	1.399	22.3	2021-06-20
2450 Head	2450	39.20 (37.24~41.16)	1.80 (1.71~1.89)	38.627	1.869	22.0	2021-06-25
2600 Head	2600	39.0 (37.05~40.95)	1.96 (1.86~2.06)	37.735	1.969	22.1	2021-06-27
2600 Head	2600	39.0 (37.05~40.95)	1.96 (1.86~2.06)	39.388	2.000	22.1	2021-06-28
2600 Head	2600	39.0 (37.05~40.95)	1.96 (1.86~2.06)	38.658	1.982	22.1	2021-06-30
2600 Head	2600	39.0 (37.05~40.95)	1.96 (1.86~2.06)	38.588	1.985	22.1	2021-07-01
2600 Head	2600	39.0 (37.05~40.95)	1.96 (1.86~2.06)	38.949	1.978	22.1	2021-07-03
2600 Head	2600	39.0 (37.05~40.95)	1.96 (1.86~2.06)	37.655	2.009	22.1	2021-07-05
2600 Head	2600	39.0 (37.05~40.95)	1.96 (1.86~2.06)	38.140	1.988	22.1	2021-07-07
2600 Head	2600	39.0 (37.05~40.95)	1.96 (1.86~2.06)	38.321	1.989	22.1	2021-07-09
2600 Head	2600	39.0 (37.05~40.95)	1.96 (1.86~2.06)	38.379	1.993	22.1	2021-07-11
2600 Head	2600	39.0 (37.05~40.95)	1.96 (1.86~2.06)	37.756	1.963	22.1	2021-07-13
2600 Head	2600	39.0 (37.05~40.95)	1.96 (1.86~2.06)	38.405	2.005	22.1	2021-07-15

Unless otherwise agreed in writing, this document is issued by the Company subject to its General Conditions of Service printed overleaf, available on request or accessible at http://www.sgs.com/en/Terms-and-Conditions.aspx and, for electronic format documents, subject to Terms and Conditions for Electronic Documents at http://www.sgs.com/en/Terms-and-Conditions/Terms-e-Document.aspx. Attention is drawn to the limitation of liability, indemnification and jurisdiction issues defined therein. Any holder of this document is advised that information contained hereon reflects the Company's findings at the time of its intervention only and within the limits of Client's instructions, if any. The Company's sole responsibility is to its Client and this document does not exonerate parties to a transaction from exercising all their rights and obligations under the transaction documents. This document cannot be reproduced except in full, without prior written approval of the Company. Any unauthorized alteration, forgery or falsification of the content or appearance of this document is unlawful and offenders may be prosecuted to the fullest extent of the law. Unless otherwise stated the results shown in this test report refer only to the sample(s) tested and such sample(s) are retained for 30 days only.
Attention: To check the authenticity of testing /inspection report & certificate, please contact us at telephone: (86-755) 8307 1443, or email: CN.Doccheck@sgs.com
SGS-CSTC Standards Technical Services Co., Ltd. Shenzhen Branch
No.1 Workshop, M-10, Middle Section, Science & Technology Park, Shenzhen, China 518057 t (86-755) 26012053 f (86-755) 26710594 www.sgsgroup.com.cn
中国·深圳·科技园中区M-10栋一号厂房 邮编: 518057 t (86-755) 26012053 f (86-755) 26710594 sgs.china@sgs.com
Member of the SGS Group (SGS SA)

2600 Head	2600	39.0 (37.05~40.95)	1.96 (1.86~2.06)	37.557	2.045	22.1	2021-07-17
2600 Head	2600	39.0 (37.05~40.95)	1.96 (1.86~2.06)	37.661	1.996	22.1	2021-07-19
2600 Head	2600	39.0 (37.05~40.95)	1.96 (1.86~2.06)	38.240	1.991	22.1	2021-07-21
3500 Head	3500	37.9 (36.01~39.8)	2.91 (2.76~3.06)	38.257	2.960	22.1	2021-07-01
3500 Head	3500	37.9 (36.01~39.8)	2.91 (2.76~3.06)	38.025	2.954	22.1	2021-07-03
3500 Head	3500	37.9 (36.01~39.8)	2.91 (2.76~3.06)	38.020	2.950	22.1	2021-07-15
3500 Head	3500	37.9 (36.01~39.8)	2.91 (2.76~3.06)	38.020	2.947	22.1	2021-07-18
3500 Head	3500	37.9 (36.01~39.8)	2.91 (2.76~3.06)	38.019	2.954	22.1	2021-07-20
3500 Head	3500	37.9 (36.01~39.8)	2.91 (2.76~3.06)	38.245	2.950	22.1	2021-07-21
3700 Head	3700	37.7 (35.82~39.59)	3.12 (2.96~3.28)	37.205	3.070	22.1	2021-07-22
3700 Head	3700	37.7 (35.82~39.59)	3.12 (2.96~3.28)	37.105	3.043	22.1	2021-07-23
3700 Head	3700	37.7 (35.82~39.59)	3.12 (2.96~3.28)	37.105	3.043	22.1	2021-07-25
3700 Head	3700	37.7 (35.82~39.59)	3.12 (2.96~3.28)	36.992	3.011	22.1	2021-07-27
3900 Head	3900	37.5 (35.63~39.38)	3.32 (3.15~3.49)	36.495	3.283	22.1	2021-07-22
3900 Head	3900	37.5 (35.63~39.38)	3.32 (3.15~3.49)	36.395	3.255	22.1	2021-07-23
3900 Head	3900	37.5 (35.63~39.38)	3.32 (3.15~3.49)	36.395	3.255	22.1	2021-07-25
3900 Head	3900	37.5 (35.63~39.38)	3.32 (3.15~3.49)	36.282	3.221	22.1	2021-07-27
5250 Head	5250	35.9 (34.11~37.70)	4.71 (4.47~4.95)	35.408	4.581	22.2	2021-06-23
5250 Head	5250	35.9 (34.11~37.70)	4.71 (4.47~4.95)	35.906	4.696	22.2	2021-06-25
5250 Head	5250	35.9 (34.11~37.70)	4.71 (4.47~4.95)	35.620	4.641	22.2	2021-06-28
5600 Head	5600	35.5 (33.73~37.28)	5.07 (4.82~5.32)	34.736	5.045	22.2	2021-06-23
5600 Head	5600	35.5 (33.73~37.28)	5.07 (4.82~5.32)	34.953	5.081	22.2	2021-06-25
5600 Head	5600	35.5 (33.73~37.28)	5.07 (4.82~5.32)	34.667	5.023	22.2	2021-06-28
5750 Head	5750	35.4 (33.63~37.17)	5.22 (4.96~5.48)	34.364	5.225	22.2	2021-06-23
5750 Head	5750	35.4 (33.63~37.17)	5.22 (4.96~5.48)	34.590	5.252	22.2	2021-06-25
5750 Head	5750	35.4 (33.63~37.17)	5.22 (4.96~5.48)	34.304	5.192	22.2	2021-06-28

Table 4： Measurement result of Tissue electric parameters

Unless otherwise agreed in writing, this document is issued by the Company subject to its General Conditions of Service printed overleaf, available on request or accessible at http://www.sgs.com/en/Terms-and-Conditions.aspx and, for electronic format documents, subject to Terms and Conditions for Electronic Documents at http://www.sgs.com/en/Terms-and-Conditions/Terms-e-Document.aspx. Attention is drawn to the limitation of liability, indemnification and jurisdiction issues defined therein. Any holder of this document is advised that information contained hereon reflects the Company's findings at the time of its intervention only and within the limits of Client's instructions, if any. The Company's sole responsibility is to its Client and this document does not exonerate parties to a transaction from exercising all their rights and obligations under the transaction documents. This document cannot be reproduced except in full, without prior written approval of the Company. Any unauthorized alteration, forgery or falsification of the content or appearance of this document is unlawful and offenders may be prosecuted to the fullest extent of the law. Unless otherwise stated the results shown in this test report refer only to the sample(s) tested and such sample(s) are retained for 30 days only.
Attention: To check the authenticity of testing /inspection report & certificate, please contact us at telephone: (86-755) 8307 1443, or email: CN.Doccheck@sgs.com
SGS-CSTC Standards Technical Services Co., Ltd. Shenzhen Branch
No.1 Workshop, M-10, Middle Section, Science & Technology Park, Shenzhen, China 518057 t (86-755) 26012053 f (86-755) 26710594 www.sgsgroup.com.cn
中国·深圳·科技园中区M-10栋一号厂房 邮编: 518057 t (86-755) 26012053 f (86-755) 26710594 sgs.china@sgs.com
Member of the SGS Group (SGS SA)

6.2 SAR System Check

The microwave circuit arrangement for system Check is sketched in F-12. The daily system accuracy verification occurs within the flat section of the SAM phantom. A SAR measurement was performed to see if the measured SAR was within +/- 10% from the target SAR values. The tests were conducted on the same days as the measurement of the EUT. The obtained results from the system accuracy verification are displayed in the following table (A power level of 250mW (below 3GHz) or 100mW (3-6GHz) was input to the dipole antenna). During the tests, the ambient temperature of the laboratory was in the range 22±2°C, the relative humidity was in the range 60% and the liquid depth above the ear reference points was above 15±0.5 cm in all the cases. It is seen that the system is operating within its specification, as the results are within acceptable tolerance of the reference values.

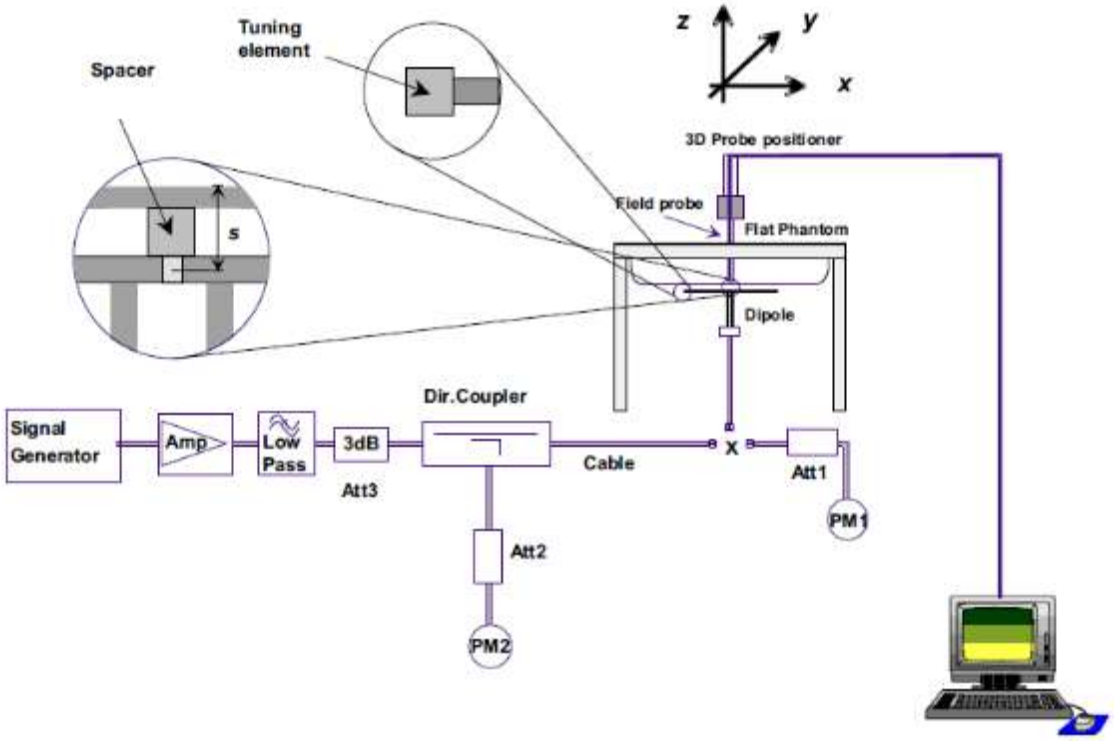

F-12. the microwave circuit arrangement used for SAR system check

Unless otherwise agreed in writing, this document is issued by the Company subject to its General Conditions of Service printed overleaf, available on request or accessible at http://www.sgs.com/en/Terms-and-Conditions.aspx and, for electronic format documents, subject to Terms and Conditions for Electronic Documents at http://www.sgs.com/en/Terms-and-Conditions/Terms-e-Document.aspx. Attention is drawn to the limitation of liability, indemnification and jurisdiction issues defined therein. Any holder of this document is advised that information contained hereon reflects the Company's findings at the time of its intervention only and within the limits of Client's instructions, if any. The Company's sole responsibility is to its Client and this document does not exonerate parties to a transaction from exercising all their rights and obligations under the transaction documents. This document cannot be reproduced except in full, without prior written approval of the Company. Any unauthorized alteration, forgery or falsification of the content or appearance of this document is unlawful and offenders may be prosecuted to the fullest extent of the law. Unless otherwise stated the results shown in this test report refer only to the sample(s) tested and such sample(s) are retained for 30 days only.
Attention: To check the authenticity of testing /inspection report & certificate, please contact us at telephone: (86-755) 8307 1443, or email: CN.Doccheck@sgs.com
No.1 Workshop, M-10, Middle Section, Science & Technology Park, Shenzhen, China 518057 t (86-755) 26012053 f (86-755) 26710594 www.sgsgroup.com.cn
中国·深圳·科技园中区M-10栋一号厂房 邮编: 518057 t (86-755) 26012053 f (86-755) 26710594 sgs.china@sgs.com
Member of the SGS Group (SGS SA)

6.2.1 Justification for Extended SAR Dipole Calibrations

1) Referring to KDB865664 D01 requirements for dipole calibration, instead of the typical annual calibration recommended by measurement standards, longer calibration intervals of up to three years may be considered when it is demonstrated that the SAR target, impedance and return loss of a dipole have remain stable according to the following requirements. Each measured dipole is expected to evaluate with the following criteria at least on annual interval in Appendix C.
a) There is no physical damage on the dipole;
b) System check with specific dipole is within 10% of calibrated value;
c) Return-loss is within 10% of calibrated measurement;
d) Impedance is within 5Ω from the previous measurement.

2) Network analyzer probe calibration against air, distilled water and a shorting block performed before measuring liquid parameters.

Unless otherwise agreed in writing, this document is issued by the Company subject to its General Conditions of Service printed overleaf, available on request or accessible at http://www.sgs.com/en/Terms-and-Conditions.aspx and, for electronic format documents, subject to Terms and Conditions for Electronic Documents at http://www.sgs.com/en/Terms-and-Conditions/Terms-e-Document.aspx. Attention is drawn to the limitation of liability, indemnification and jurisdiction issues defined therein. Any holder of this document is advised that information contained hereon reflects the Company's findings at the time of its intervention only and within the limits of Client's instructions, if any. The Company's sole responsibility is to its Client and this document does not exonerate parties to a transaction from exercising all their rights and obligations under the transaction documents. This document cannot be reproduced except in full, without prior written approval of the Company. Any unauthorized alteration, forgery or falsification of the content or appearance of this document is unlawful and offenders may be prosecuted to the fullest extent of the law. Unless otherwise stated the results shown in this test report refer only to the sample(s) tested and such sample(s) are retained for 30 days only.
Attention: To check the authenticity of testing /inspection report & certificate, please contact us at telephone: (86-755) 8307 1443, or email: CN.Doccheck@sgs.com
SGS-CSTC Standards Technical Services Co., Ltd. Shenzhen Branch
No.1 Workshop, M-10, Middle Section, Science & Technology Park, Shenzhen, China 518057 t (86-755) 26012053 f (86-755) 26710594 www.sgsgroup.com.cn
中国·深圳·科技园中区M-10栋一号厂房 邮编: 518057 t (86-755) 26012053 f (86-755) 26710594 sgs.china@sgs.com
Member of the SGS Group (SGS SA)

6.2.2 Summary System Check Result(s)

Validation Kit		Measured SAR 250mW	Measured SAR 250mW	Measured SAR (normalized to 1W)	Measured SAR (normalized to 1W)	Target SAR (normalized to 1W) (±10%)	Target SAR (normalized to 1W) (±10%)	Liquid Temp. (℃)	Measured Date
		1g (W/kg)	10g (W/kg)	1g (W/kg)	10g (W/kg)	1-g(W/kg)	10-g(W/kg)		
D750V2	Head	2.17	1.42	8.68	5.68	8.39 (7.55~9.23)	5.63 (5.07~6.19)	22.1	2021-06-07
D750V2	Head	2.18	1.42	8.72	5.68	8.39 (7.55~9.23)	5.63 (5.07~6.19)	22.1	2021-06-09
D750V2	Head	2.18	1.43	8.72	5.72	8.39 (7.55~9.23)	5.63 (5.07~6.19)	22.1	2021-06-11
D835V2	Head	2.49	1.58	9.96	6.32	9.64 (8.68~10.60)	6.29 (5.66~6.92)	22.1	2021-06-12
D835V2	Head	2.34	1.49	9.36	5.96	9.64 (8.68~10.60)	6.29 (5.66~6.92)	22.1	2021-06-13
D835V2	Head	2.39	1.45	9.56	5.80	9.64 (8.68~10.60)	6.29 (5.66~6.92)	22.1	2021-06-15
D1750V2	Head	8.90	4.99	35.60	19.96	36.3 (32.67~39.93)	19.2 (17.28~21.12)	22.2	2021-06-08
D1750V2	Head	9.46	5.03	37.84	20.12	36.3 (32.67~39.93)	19.2 (17.28~21.12)	22.2	2021-06-10
D1750V2	Head	8.68	4.65	34.72	18.60	36.3 (32.67~39.93)	19.2 (17.28~21.12)	22.2	2021-06-12
D1750V2	Head	9.11	4.84	36.44	19.36	36.3 (32.67~39.93)	19.2 (17.28~21.12)	22.2	2021-06-13
D1750V2	Head	9.25	4.91	37.00	19.64	36.3 (32.67~39.93)	19.2 (17.28~21.12)	22.2	2021-06-14
D1750V2	Head	8.95	4.97	35.80	19.88	36.3 (32.67~39.93)	19.2 (17.28~21.12)	22.2	2021-06-16
D1750V2	Head	8.87	4.88	35.48	19.52	36.3 (32.67~39.93)	19.2 (17.28~21.12)	22.2	2021-06-17
D1900V2	Head	10.50	5.41	42.00	21.64	39.3 (35.37~43.23)	20.2 (18.18~22.22)	22.3	2021-06-19
D1900V2	Head	9.70	5.03	38.80	20.12	39.3 (35.37~43.23)	20.2 (18.18~22.22)	22.3	2021-06-20
D2450V2	Head	13.60	6.30	54.40	25.20	51.9 (46.71~57.09)	23.8 (21.42~26.18)	22.0	2021-06-25
D2600V2	Head	13.60	6.07	54.40	24.28	56.8 (51.12~62.48)	24.9 (22.41~27.39)	22.1	2021-06-27
D2600V2	Head	13.90	6.18	55.60	24.72	56.8 (51.12~62.48)	24.9 (22.41~27.39)	22.1	2021-06-28
D2600V2	Head	13.90	6.25	55.60	25.00	56.8 (51.12~62.48)	24.9 (22.41~27.39)	22.1	2021-06-30
D2600V2	Head	13.97	6.33	55.88	25.32	56.8 (51.12~62.48)	24.9 (22.41~27.39)	22.1	2021-07-01
D2600V2	Head	14.10	6.35	56.40	25.40	56.8 (51.12~62.48)	24.9 (22.41~27.39)	22.1	2021-07-03
D2600V2	Head	14.30	6.43	57.20	25.72	56.8 (51.12~62.48)	24.9 (22.41~27.39)	22.1	2021-07-05
D2600V2	Head	13.80	6.14	55.20	24.56	56.8 (51.12~62.48)	24.9 (22.41~27.39)	22.1	2021-07-07
D2600V2	Head	13.70	6.13	54.80	24.52	56.8 (51.12~62.48)	24.9 (22.41~27.39)	22.1	2021-07-09
D2600V2	Head	14.20	6.24	56.80	24.96	56.8 (51.12~62.48)	24.9 (22.41~27.39)	22.1	2021-07-11
D2600V2	Head	14.00	6.15	56.00	24.60	56.8 (51.12~62.48)	24.9 (22.41~27.39)	22.1	2021-07-13
D2600V2	Head	14.30	6.28	57.20	25.12	56.8 (51.12~62.48)	24.9 (22.41~27.39)	22.1	2021-07-15
D2600V2	Head	14.32	6.52	57.28	26.08	56.8 (51.12~62.48)	24.9 (22.41~27.39)	22.1	2021-07-17
D2600V2	Head	14.30	6.58	57.20	26.32	56.8 (51.12~62.48)	24.9 (22.41~27.39)	22.1	2021-07-19

Unless otherwise agreed in writing, this document is issued by the Company subject to its General Conditions of Service printed overleaf, available on request or accessible at http://www.sgs.com/en/Terms-and-Conditions.aspx and, for electronic format documents, subject to Terms and Conditions for Electronic Documents at http://www.sgs.com/en/Terms-and-Conditions/Terms-e-Document.aspx. Attention is drawn to the limitation of liability, indemnification and jurisdiction issues defined therein. Any holder of this document is advised that information contained hereon reflects the Company's findings at the time of its intervention only and within the limits of Client's instructions, if any. The Company's sole responsibility is to its Client and this document does not exonerate parties to a transaction from exercising all their rights and obligations under the transaction documents. This document cannot be reproduced except in full, without prior written approval of the Company. Any unauthorized alteration, forgery or falsification of the content or appearance of this document is unlawful and offenders may be prosecuted to the fullest extent of the law. Unless otherwise stated the results shown in this test report refer only to the sample(s) tested and such sample(s) are retained for 30 days only.
Attention: To check the authenticity of testing /inspection report & certificate, please contact us at telephone: (86-755) 8307 1443, or email: CN.Doccheck@sgs.com
SGS-CSTC Standards Technical Services Co., Ltd. Shenzhen Branch
No.1 Workshop, M-10, Middle Section, Science & Technology Park, Shenzhen, China 518057 t (86-755) 26012053 f (86-755) 26710594 www.sgsgroup.com.cn
中国·深圳·科技园中区M-10栋一号厂房 邮编: 518057 t (86-755) 26012053 f (86-755) 26710594 sgs.china@sgs.com
Member of the SGS Group (SGS SA)

D2600V2	Head	13.60	6.13	54.40	24.52	56.8 (51.12~62.48)	24.9 (22.41~27.39)	22.1	2021-07-21
Validation Kit		**Measured SAR 100mW**	**Measured SAR 100mW**	**Measured SAR (normalized to 1W)**	**Measured SAR (normalized to 1W)**	**Target SAR (normalized to 1W) (±10%)**	**Target SAR (normalized to 1W) (±10%)**	**Liquid Temp. (℃)**	**Liquid Temp. (℃)**
		1g (W/kg)	**10g (W/kg)**	**1g (W/kg)**	**10g (W/kg)**	**1-g(W/kg)**	**10-g(W/kg)**		
D3500V2	Head(3.5GHz)	6.21	2.36	62.10	23.60	66.5 (59.85~73.15)	25.1 (22.59~27.61)	22.1	2021-07-01
D3500V2	Head(3.5GHz)	6.48	2.44	64.80	24.40	66.5 (59.85~73.15)	24.7 (22.23~27.17)	22.1	2021-07-03
D3500V2	Head(3.5GHz)	6.31	2.39	63.10	23.90	66.5 (59.85~73.15)	24.7 (22.23~27.17)	22.1	2021-07-15
D3500V2	Head(3.5GHz)	6.30	2.40	63.00	24.00	66.5 (59.85~73.15)	24.7 (22.23~27.17)	22.1	2021-07-18
D3500V2	Head(3.5GHz)	6.65	2.53	66.50	25.30	66.5 (59.85~73.15)	24.6 (22.14~27.06)	22.1	2021-07-20
D3500V2	Head(3.5GHz)	6.64	2.51	66.40	25.10	66.5 (59.85~73.15)	24.6 (22.14~27.06)	22.1	2021-07-21
D3700V2	Head(3.7GHz)	6.21	2.51	62.10	25.10	67.8 (61.02~74.58)	24.7 (22.23~27.17)	22.1	2021-07-22
D3700V2	Head(3.7GHz)	6.23	2.66	62.30	26.60	67.8 (61.02~74.58)	24.7 (22.23~27.17)	22.1	2021-07-23
D3700V2	Head(3.7GHz)	6.25	2.58	62.50	25.80	67.8 (61.02~74.58)	24.7 (22.23~27.17)	22.1	2021-07-25
D3700V2	Head(3.7GHz)	6.25	2.68	62.50	26.80	67.8 (61.02~74.58)	24.7 (22.23~27.17)	22.1	2021-07-27
D3900V2	Head(3.9GHz)	7.02	2.52	70.20	25.20	71.1 (63.99~78.21)	24.6 (22.14~27.06)	22.1	2021-07-22
D3900V2	Head(3.9GHz)	7.05	2.52	70.50	25.20	71.1 (63.99~78.21)	24.6 (22.14~27.06)	22.1	2021-07-23
D3900V2	Head(3.9GHz)	7.25	2.46	72.50	24.60	71.1 (63.99~78.21)	24.6 (22.14~27.06)	22.1	2021-07-25
D3900V2	Head(3.9GHz)	7.12	2.55	71.20	25.50	71.1 (63.99~78.21)	24.6 (22.14~27.06)	22.1	2021-07-27
D5GHzV2	Head(5.25GHz)	6.89	1.96	68.90	19.60	75.2 (67.68~82.72)	21.5 (19.35~23.65)	22.2	2021-06-23
	Head(5.25GHz)	7.05	2.21	70.50	22.10	75.2 (67.68~82.72)	21.5 (19.35~23.65)	22.2	2021-06-25
	Head(5.25GHz)	7.72	2.22	77.20	22.20	75.2 (67.68~82.72)	21.5 (19.35~23.65)	22.2	2021-06-28
	Head(5.6GHz)	7.57	2.14	75.70	21.40	80.0 (72.0~88.0)	22.7 (20.43~24.97)	22.2	2021-06-23
	Head(5.6GHz)	8.01	2.26	80.10	22.60	80.0 (72.0~88.0)	22.7 (20.43~24.97)	22.2	2021-06-25
	Head(5.6GHz)	7.54	2.13	75.40	21.30	80.0 (72.0~88.0)	22.7 (20.43~24.97)	22.2	2021-06-28
	Head(5.75GHz)	8.30	2.36	83.00	23.60	78.7 (70.83~86.57)	22.3 (20.07~24.53)	22.2	2021-06-23
	Head(5.75GHz)	8.13	2.22	81.30	22.20	78.7 (70.83~86.57)	22.3 (20.07~24.53)	22.2	2021-06-25
	Head(5.75GHz)	7.45	2.11	74.50	21.10	78.7 (70.83~86.57)	22.3 (20.07~24.53)	22.2	2021-06-28

Table 5： SAR System Check Result

6.2.3 Detailed System Check Results

Please see the Appendix A

Unless otherwise agreed in writing, this document is issued by the Company subject to its General Conditions of Service printed overleaf, available on request or accessible at http://www.sgs.com/en/Terms-and-Conditions.aspx and, for electronic format documents, subject to Terms and Conditions for Electronic Documents at http://www.sgs.com/en/Terms-and-Conditions/Terms-e-Document.aspx. Attention is drawn to the limitation of liability, indemnification and jurisdiction issues defined therein. Any holder of this document is advised that information contained hereon reflects the Company's findings at the time of its intervention only and within the limits of Client's instructions, if any. The Company's sole responsibility is to its Client and this document does not exonerate parties to a transaction from exercising all their rights and obligations under the transaction documents. This document cannot be reproduced except in full, without prior written approval of the Company. Any unauthorized alteration, forgery or falsification of the content or appearance of this document is unlawful and offenders may be prosecuted to the fullest extent of the law. Unless otherwise stated the results shown in this test report refer only to the sample(s) tested and such sample(s) are retained for 30 days only.
Attention: To check the authenticity of testing /inspection report & certificate, please contact us at telephone: (86-755) 8307 1443, or email: CN.Doccheck@sgs.com
SGS-CSTC Standards Technical Services Co., Ltd. Shenzhen Branch
No.1 Workshop, M-10, Middle Section, Science & Technology Park, Shenzhen, China 518057 t (86-755) 26012053 f (86-755) 26710594 www.sgsgroup.com.cn
中国·深圳·科技园中区M-10栋一号厂房 邮编: 518057 t (86-755) 26012053 f (86-755) 26710594 sgs.china@sgs.com
Member of the SGS Group (SGS SA)

7 Test Configuration

7.1 3G SAR Test Reduction Procedure

According to KDB 941225D01, in the following procedures, the mode tested for SAR is referred to as the primary mode. The equivalent modes considered for SAR test reduction are denoted as secondary modes. Both primary and secondary modes must be in the same frequency band. When the maximum output power and tune-up tolerance specified for production units in a secondary mode is ≤ ¼ dB higher than the primary mode or when the highest reported SAR of the primary mode is scaled by the ratio of specified maximum output power and tune-up tolerance of secondary to primary mode and the adjusted SAR is ≤ 1.2 W/kg, SAR measurement is not required for the secondary mode. This is referred to as the 3G SAR test reduction procedure in the following SAR test guidance, where the primary mode is identified in the applicable wireless mode test procedures and the secondary mode is wireless mode being considered for SAR test reduction by that procedure. When the 3G SAR test reduction procedure is not satisfied, it is identified as “otherwise” in the applicable procedures; SAR measurement is required for the secondary mode.

7.2 Operation Configurations

7.2.1 GSM Test Configuration

SAR tests for GSM 850 and GSM 1900, a communication link is set up with a base station by air link. Using CMW500 the power lever is set to “5”and “0” in SAR of GSM 850 and GSM 1900. The tests in the band of GSM 850 and GSM 1900 are performed in the mode of GPRS/EGPRS function. Since the GPRS class is 33 for this EUT, it has at most 4 timeslots in uplink and at most 4 timeslots in downlink, the maximum total timeslot is 5. The EGPRS class is 33 for this EUT, it has at most 4 timeslots in uplink, and at most 4 timeslots in downlink, the maximum total timeslot is 5.

SAR test reduction for GPRS and EDGE modes is determined by the source-based time-averaged output power specified for production units, including tune-up tolerance. The data mode with highest specified time-averaged output power should be tested for SAR compliance in the applicable exposure conditions. For modes with the same specified maximum output power and tolerance, the higher number time-slot configuration should be tested.

When SAR tests for EGPRS mode is necessary, GMSK modulation should be used to minimize SAR measurement error due to higher peak-to-average power (PAR) ratios inherent in 8-PSK.

The 3G SAR test reduction procedure is applied to 8-PSK EDGE with GMSK GPRS/EDGE as the primary mode.

Unless otherwise agreed in writing, this document is issued by the Company subject to its General Conditions of Service printed overleaf, available on request or accessible at http://www.sgs.com/en/Terms-and-Conditions.aspx and, for electronic format documents, subject to Terms and Conditions for Electronic Documents at http://www.sgs.com/en/Terms-and-Conditions/Terms-e-Document.aspx. Attention is drawn to the limitation of liability, indemnification and jurisdiction issues defined therein. Any holder of this document is advised that information contained hereon reflects the Company's findings at the time of its intervention only and within the limits of Client's instructions, if any. The Company's sole responsibility is to its Client and this document does not exonerate parties to a transaction from exercising all their rights and obligations under the transaction documents. This document cannot be reproduced except in full, without prior written approval of the Company. Any unauthorized alteration, forgery or falsification of the content or appearance of this document is unlawful and offenders may be prosecuted to the fullest extent of the law. Unless otherwise stated the results shown in this test report refer only to the sample(s) tested and such sample(s) are retained for 30 days only.
Attention: To check the authenticity of testing /inspection report & certificate, please contact us at telephone: (86-755) 8307 1443, or email: CN.Doccheck@sgs.com
SGS-CSTC Standards Technical Services Co., Ltd. Shenzhen Branch
No.1 Workshop, M-10, Middle Section, Science & Technology Park, Shenzhen, China 518057 t (86-755) 26012053 f (86-755) 26710594 www.sgsgroup.com.cn
中国·深圳·科技园中区M-10栋一号厂房 邮编: 518057 t (86-755) 26012053 f (86-755) 26710594 sgs.china@sgs.com
Member of the SGS Group (SGS SA)

7.2.2 WCDMA Test Configuration

1）. Output Power Verification

Maximum output power is verified on the high, middle and low channels according to procedures described in section 5.2 of 3GPP TS 34.121, using the appropriate RMC or AMR with TPC (transmit power control) set to all "1's" for WCDMA/HSDPA or by applying the required inner loop power control procedures to maintain maximum output power while HSUPA is active. Results for all applicable physical channel configurations (DPCCH, DPDCHn and spreading codes, HSDPA, HSPA) are required in the SAR report. All configurations that are not supported by the handset or cannot be measured due to technical or equipment limitations must be clearly identified.

2）. Head SAR

SAR for next to the ear head exposure is measured using a 12.2 kbps RMC with TPC bits configured to all "1's". The 3G SAR test reduction procedure is applied to AMR configurations with 12.2 kbps RMC as the primary mode. Otherwise, SAR is measured for 12.2 kbps AMR in 3.4 kbps SRB (signaling radio bearer) using the highest reported SAR configuration in 12.2 kbps RMC for head exposure

3）. Body SAR

SAR for body configurations is measured using a 12.2 kbps RMC with TPC bits configured to all "1's". The 3G SAR test reduction procedure is applied to other spreading codes and multiple DPDCHn configurations supported by the handset with 12.2 kbps RMC as the primary mode. Otherwise, SAR is measured using an applicable RMC configuration with the corresponding spreaing code or DPDCHn, for the highest reported body-worn accessory exposure SAR configuration in 12.2 kbps RMC. When more than 2 DPDCHn are supported by the handset, it may be necessary to configure additional DPDCHn using FTM (Factory Test Mode) or other chipset based test approaches with parameters similar to those used in 384 kbps and 768 kbps RMC.

4）. HSDPA / HSUPA / DC-HSDPA

According to KDB 941225 D01v03, RMC 12.2kbps setting is used to evaluate SAR. If the maximum output power and tune-up tolerance specified for production units in HSDPA / HSUPA / DC-HSDPA is ≤ ¼ dB higher than RMC 12.2Kbps or when the highest reported SAR of the RMC12.2Kbps is scaled by the ratio of specified maximum output power and tune-up tolerance of HSDPA / HSUPA / DC-HSDPA to RMC12.2Kbps and the adjusted SAR is ≤ 1.2 W/kg, SAR measurement is not required for HSDPA / HSUPA / DC-HSDPA

a) HSDPA

HSDPA is configured according to the applicable UE category of a test device. The number of HS-DSCH/HS-PDSCHs, HARQ processes, minimum inter-TTI interval, transport block sizes and RV coding sequence are defined by the H-set. To maintain a consistent test configuration and stable transmission conditions, QPSK is used in the H-set for SAR testing. HS-DPCCH should be configured with a CQI feedback cycle of 4 ms and a CQI repetition factor of 2 to maintain a constant rate of active CQI slots. DPCCH and DPDCH gain factors(βc, βd), and HS-DPCCH power offset parameters (ΔACK, ΔNACK, ΔCQI) are set according to values indicated in the following table The CQI value is determined by the UE category, transport block size, number of HS-PDSCHs and modulation used in the H-set.

Unless otherwise agreed in writing, this document is issued by the Company subject to its General Conditions of Service printed overleaf, available on request or accessible at http://www.sgs.com/en/Terms-and-Conditions.aspx and, for electronic format documents, subject to Terms and Conditions for Electronic Documents at http://www.sgs.com/en/Terms-and-Conditions/Terms-e-Document.aspx. Attention is drawn to the limitation of liability, indemnification and jurisdiction issues defined therein. Any holder of this document is advised that information contained hereon reflects the Company's findings at the time of its intervention only and within the limits of Client's instructions, if any. The Company's sole responsibility is to its Client and this document does not exonerate parties to a transaction from exercising all their rights and obligations under the transaction documents. This document cannot be reproduced except in full, without prior written approval of the Company. Any unauthorized alteration, forgery or falsification of the content or appearance of this document is unlawful and offenders may be prosecuted to the fullest extent of the law. Unless otherwise stated the results shown in this test report refer only to the sample(s) tested and such sample(s) are retained for 30 days only.
Attention: To check the authenticity of testing /inspection report & certificate, please contact us at telephone: (86-755) 8307 1443, or email: CN.Doccheck@sgs.com
SGS-CSTC Standards Technical Services Co., Ltd. Shenzhen Branch
No.1 Workshop, M-10, Middle Section, Science & Technology Park, Shenzhen, China 518057 t (86-755) 26012053 f (86-755) 26710594 www.sgsgroup.com.cn
中国·深圳·科技园中区M-10栋一号厂房 邮编: 518057 t (86-755) 26012053 f (86-755) 26710594 sgs.china@sgs.com
Member of the SGS Group (SGS SA)

Sub-test	βc	Bd	βd(SF)	βc/βd	βhs	CM(dB)	MPR (dB)
1	2/15	15/15	64	2/15	4/15	0.0	0
2	12/15(3)	15/15(3)	64	12/15(3)	24/15	1.0	0
3	15/15	8/15	64	15/8	30/15	1.5	0.5
4	15/15	4/15	64	15/4	30/15	1.5	0.5

Note1: △ACK, △NACK and △CQI= 8 Ahs = βhs/βc=30/15 βhs=30/15*βc
Note2:For the HS-DPCCH power mask requirement test in clause 5.2C,5.7A,and the Error Vector Magnitude(EVM) with HS-DPCCH test in clause 5.13.1.A,and HSDPA EVM with phase discontinuity in clause 5.13.1AA, △ACK and △NACK= 8 (Ahs=30/15) with βhs=30/15*βc,and △CQI=
7 (Ahs=24/15) with βhs=24/15*βc.
Note3: CM=1 forβc/βd =12/15, βhs/βc=24/15. For all other combinations of DPDCH, DPCCH and HS-DPCCH the MPR is based on the relative CM difference. This is applicable for only UEs that support HSDPA in release 6 and later releases.

The measurements were performed with a Fixed Reference Channel (FRC) and H-Set 1 QPSK.

Parameter	Value
Nominal average inf. bit rate	534 kbit/s
Inter-TTI Distance	3 TTI"s
Number of HARQ Processes	2 Processes
Information Bit Payload	3202 Bits
MAC-d PDU size	336 Bits
Number Code Blocks	1 Block
Binary Channel Bits Per TTI	4800 Bits
Total Available SMLs in UE	19200 SMLs
Number of SMLs per HARQ Process	9600 SMLs
Coding Rate	0.67
Number of Physical Channel Codes	5

Table 6： settings of required H-Set 1 QPSK acc. to 3GPP 34.121

Unless otherwise agreed in writing, this document is issued by the Company subject to its General Conditions of Service printed overleaf, available on request or accessible at http://www.sgs.com/en/Terms-and-Conditions.aspx and, for electronic format documents, subject to Terms and Conditions for Electronic Documents at http://www.sgs.com/en/Terms-and-Conditions/Terms-e-Document.aspx. Attention is drawn to the limitation of liability, indemnification and jurisdiction issues defined therein. Any holder of this document is advised that information contained hereon reflects the Company's findings at the time of its intervention only and within the limits of Client's instructions, if any. The Company's sole responsibility is to its Client and this document does not exonerate parties to a transaction from exercising all their rights and obligations under the transaction documents. This document cannot be reproduced except in full, without prior written approval of the Company. Any unauthorized alteration, forgery or falsification of the content or appearance of this document is unlawful and offenders may be prosecuted to the fullest extent of the law. Unless otherwise stated the results shown in this test report refer only to the sample(s) tested and such sample(s) are retained for 30 days only.
Attention: To check the authenticity of testing /inspection report & certificate, please contact us at telephone: (86-755) 8307 1443, or email: CN.Doccheck@sgs.com
SGS-CSTC Standards Technical Services Co., Ltd. Shenzhen Branch
No.1 Workshop, M-10, Middle Section, Science & Technology Park, Shenzhen, China 518057 t (86-755) 26012053 f (86-755) 26710594 www.sgsgroup.com.cn
中国·深圳·科技园中区M-10栋一号厂房 邮编: 518057 t (86-755) 26012053 f (86-755) 26710594 sgs.china@sgs.com
Member of the SGS Group (SGS SA)

HS-DSCH Category	Maximum HS-DSCH Codes Received	Minimum Inter-TTI Interval	MaximumH S-DSCH Transport BlockBits/HS-DSCH TTI	Total Soft Channel Bits
1	5	3	7298	19200
2	5	3	7298	28800
3	5	2	7298	28800
4	5	2	7298	38400
5	5	1	7298	57600
6	5	1	7298	67200
7	10	1	14411	115200
8	10	1	14411	134400
9	15	1	25251	172800
10	15	1	27952	172800
11	5	2	3630	14400
12	5	1	3630	28800
13	15	1	34800	259200
14	15	1	42196	259200
15	15	1	23370	345600
16	15	1	27952	345600

Table 7： HSDPA UE category

b) HSUPA

Due to inner loop power control requirements in HSUPA, a commercial communication test set should be used for the output power and SAR tests. The 12.2 kbps RMC, FRC H-set 1 and E-DCH configurations for HSUPA should be configured according to the values indicated below as well as other applicable procedures described in the „WCDMA Handset" and „Release 5 HSUPA Data Device" sections of 3G device.

Unless otherwise agreed in writing, this document is issued by the Company subject to its General Conditions of Service printed overleaf, available on request or accessible at http://www.sgs.com/en/Terms-and-Conditions.aspx and, for electronic format documents, subject to Terms and Conditions for Electronic Documents at http://www.sgs.com/en/Terms-and-Conditions/Terms-e-Document.aspx. Attention is drawn to the limitation of liability, indemnification and jurisdiction issues defined therein. Any holder of this document is advised that information contained hereon reflects the Company's findings at the time of its intervention only and within the limits of Client's instructions, if any. The Company's sole responsibility is to its Client and this document does not exonerate parties to a transaction from exercising all their rights and obligations under the transaction documents. This document cannot be reproduced except in full, without prior written approval of the Company. Any unauthorized alteration, forgery or falsification of the content or appearance of this document is unlawful and offenders may be prosecuted to the fullest extent of the law. Unless otherwise stated the results shown in this test report refer only to the sample(s) tested and such sample(s) are retained for 30 days only.
Attention: To check the authenticity of testing /inspection report & certificate, please contact us at telephone: (86-755) 8307 1443, or email: CN.Doccheck@sgs.com
No.1 Workshop, M-10, Middle Section, Science & Technology Park, Shenzhen, China 518057 t (86-755) 26012053 f (86-755) 26710594 www.sgsgroup.com.cn
中国·深圳·科技园中区M-10栋一号厂房 邮编: 518057 t (86-755) 26012053 f (86-755) 26710594 sgs.china@sgs.com
Member of the SGS Group (SGS SA)

Sub-test	β_c	β_d	β_d (SF)	β_c/β_d	β_{hs}(1)	β_{ec}	β_{ed}	β_{ec} (SF)	β_{ed} (code)	CM(2) (dB)	MPR (dB)	AG(4) Index	E-TFCI
1	11/15(3)	15/15(3)	64	11/15(3)	22/15	209/225	1039/225	4	1	1.0	0.0	20	75
2	6/15	15/15	64	6/15	12/15	12/15	94/75	4	1	3.0	2.0	12	67
3	15/15	9/15	64	15/9	30/15	30/15	β_{ed1}:47/15 β_{ed2}:47/15	4	2	2.0	1.0	15	92
4	2/15	15/15	64	2/15	4/15	2/15	56/75	4	1	3.0	2.0	17	71
5	15/15(4)	15/15(4)	64	15/15(4)	30/15	24/15	134/15	4	1	1.0	0.0	21	81

Note 1: Δ ACK, Δ NACK and Δ CQI = 8 $A_{hs} = \beta_{hs}/\beta_c = 30/15$ $\beta_{hs} = 30/15 * \beta_c$

Note 2: CM = 1 for $\beta_c/\beta_d = 12/15$, $\beta_{hs}/\beta_c = 24/15$. For all other combinations of DPDCH, DPCCH, HS-DPCCH, E-DPDCH and E-DPCCH the MPR is based on the relative CM difference

Note 3 : For subtest 1 the β_c/β_d ratio of 11/15 for the TFC during the measurement period (TF1, TF0) is achieved by setting the signalled gain factors for the reference TFC (TF1, TF1) to $\beta_c = 10/15$ and $\beta_d = 15/15$

Note 4 : For subtest 5 the β_c/β_d ratio of 15/15 for the TFC during the measurement period (TF1, TF0) is achieved by setting the signalled gain factors for the reference TFC (TF1, TF1) to $\beta_c = 14/15$ and $\beta_d = 15/15$

Note 5 : Testing UE using E-DPDCH Physical Layer category 1 Sub-test 3 is not required according to TS 25.306 Table 5.1g

Note 6: β_{ed} can not be set directly; it is set by Absolute Grant Value.

Table 8： Subtests for UMTS Release 6 HSUPA

UE E-DCH Category	Maximum E-DCH Codes Transmitted	Number of HARQ Processes	E-DCH TTI(ms)	Minimum Speading Factor	Maximum E-DCH Transport Block Bits	Max Rate (Mbps)
1	1	4	10	4	7110	0.7296
2	2	8	2	4	2798	1.4592
	2	4	10	4	14484	
3	2	4	10	4	14484	1.4592
4	2	8	2	2	5772	2.9185
	2	4	10	2	20000	2.00
5	2	4	10	2	20000	2.00
6 (No DPDCH)	4	8	10	2SF2&2SF4	11484	5.76
	4	4	2		20000	2.00
7 (No DPDCH)	4	8	2	2SF2&2SF4	22996	?
	4	4	10		20000	?

NOTE: When 4 codes are transmitted in parallel, two codes shall be transmitted with SF2 and two with SF4.UE categories 1 to 6 support QPSK only. UE category 7 supports QPSK and 16QAM.(TS25.306-7.3.0).

Table 9： HSUPA UE category

Unless otherwise agreed in writing, this document is issued by the Company subject to its General Conditions of Service printed overleaf, available on request or accessible at http://www.sgs.com/en/Terms-and-Conditions.aspx and, for electronic format documents, subject to Terms and Conditions for Electronic Documents at http://www.sgs.com/en/Terms-and-Conditions/Terms-e-Document.aspx. Attention is drawn to the limitation of liability, indemnification and jurisdiction issues defined therein. Any holder of this document is advised that information contained hereon reflects the Company's findings at the time of its intervention only and within the limits of Client's instructions, if any. The Company's sole responsibility is to its Client and this document does not exonerate parties to a transaction from exercising all their rights and obligations under the transaction documents. This document cannot be reproduced except in full, without prior written approval of the Company. Any unauthorized alteration, forgery or falsification of the content or appearance of this document is unlawful and offenders may be prosecuted to the fullest extent of the law. Unless otherwise stated the results shown in this test report refer only to the sample(s) tested and such sample(s) are retained for 30 days only.
Attention: To check the authenticity of testing /inspection report & certificate, please contact us at telephone: (86-755) 8307 1443, or email: CN.Doccheck@sgs.com
SGS-CSTC Standards Technical Services Co., Ltd. Shenzhen Branch
No.1 Workshop, M-10, Middle Section, Science & Technology Park, Shenzhen, China 518057 t (86-755) 26012053 f (86-755) 26710594 www.sgsgroup.com.cn
中国·深圳·科技园中区M-10栋一号厂房 邮编: 518057 t (86-755) 26012053 f (86-755) 26710594 sgs.china@sgs.com
Member of the SGS Group (SGS SA)

c) DC-HSDPA

SAR is required for Rel. 8 DC-HSDPA when SAR is required for Rel. 5 HSDPA; otherwise, the 3G SAR test reduction procedure is applied to DC-HSDPA with 12.2 kbps RMC as the primary mode. Power is measured for DC-HSDPA according to the H-Set 12, FRC configuration in Table C.8.1.12 of 3GPP TS 34.121-1 to determine SAR test reduction. A primary and a Second serving HS-DSCH Cell are required to perform the power measurement and for the results to be acceptable.
The following tests were completed according to procedures in section 7.3.13 of 3GPP TS 34.108 v9.5.0.
A summary of these settings are illustrated below:
Downlink Physical Channels are set as per 3GPP TS34.121-1 v9.0.0 E.5.0

Table E.5.0: Levels for HSDPA connection setup

Parameter During Connection setup	Unit	Value
P-CPICH_Ec/Ior	dB	-10
P-CCPCH and SCH_Ec/Ior	dB	-12
PICH _Ec/Ior	dB	-15
HS-PDSCH	dB	off
HS-SCCH_1	dB	off
DPCH_Ec/Ior	dB	-5
OCNS_Ec/Ior	dB	-3.1

Call is set up as per 3GPP TS34.108 v9.5.0 sub clause 7.3.13.
The configurations of the fixed reference channels for HSDPA RF tests are described in 3GPP TS 34.121, annex C for FDD and 3GPP TS 34.122.
The measurements were performed with a Fixed Reference Channel (FRC) H-Set 12 with QPSK.

Parameter	Value
Nominal average inf. bit rate	60 kbit/s
Inter-TTI Distance	1 TTI's
Number of HARQ Processes	6 Processes
Information Bit Payload	120 Bits
Number Code Blocks	1 Block
Binary Channel Bits Per TTI	960 Bits
Total Available SMLs in UE	19200 SMLs
Number of SMLs per HARQ Process	3200 SMLs
Coding Rate	0.15
Number of Physical Channel Codes	1

Table 10：settings of required H-Set 12 QPSK acc. to 3GPP 34.121

Note:
1. The RMC is intended to be used for DC-HSDPA mode and both cells shall transmit with identical parameters as listed in the table above.
2. Maximum number of transmission is limited to 1,i.e.,retransmission is not allowed. The redundancy and constellation version 0 shall be used.

Unless otherwise agreed in writing, this document is issued by the Company subject to its General Conditions of Service printed overleaf, available on request or accessible at http://www.sgs.com/en/Terms-and-Conditions.aspx and, for electronic format documents, subject to Terms and Conditions for Electronic Documents at http://www.sgs.com/en/Terms-and-Conditions/Terms-e-Document.aspx. Attention is drawn to the limitation of liability, indemnification and jurisdiction issues defined therein. Any holder of this document is advised that information contained hereon reflects the Company's findings at the time of its intervention only and within the limits of Client's instructions, if any. The Company's sole responsibility is to its Client and this document does not exonerate parties to a transaction from exercising all their rights and obligations under the transaction documents. This document cannot be reproduced except in full, without prior written approval of the Company. Any unauthorized alteration, forgery or falsification of the content or appearance of this document is unlawful and offenders may be prosecuted to the fullest extent of the law. Unless otherwise stated the results shown in this test report refer only to the sample(s) tested and such sample(s) are retained for 30 days only.
Attention: To check the authenticity of testing /inspection report & certificate, please contact us at telephone: (86-755) 8307 1443, or email: CN.Doccheck@sgs.com
No.1 Workshop, M-10, Middle Section, Science & Technology Park, Shenzhen, China 518057 t (86-755) 26012053 f (86-755) 26710594 www.sgsgroup.com.cn
中国·深圳·科技园中区M-10栋一号厂房 邮编: 518057 t (86-755) 26012053 f (86-755) 26710594 sgs.china@sgs.com
Member of the SGS Group (SGS SA)

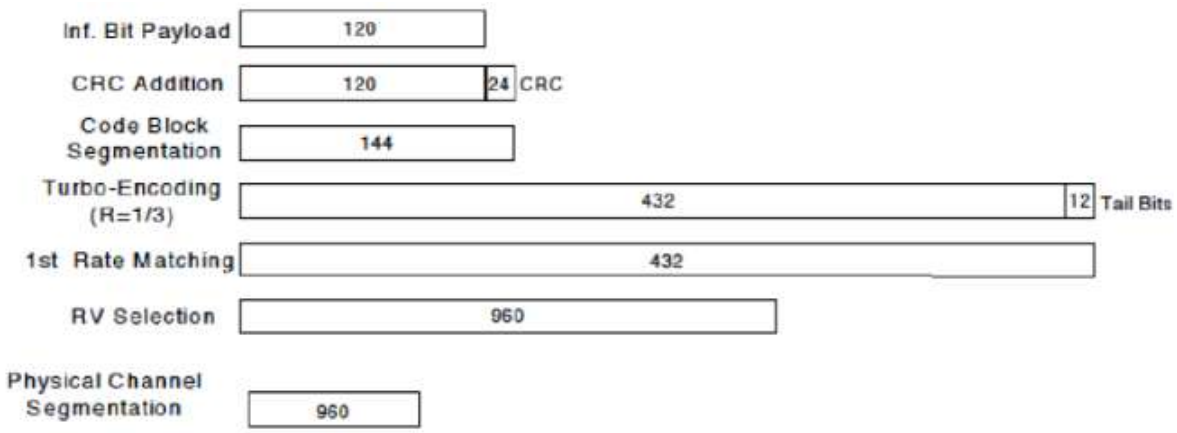

Figure C.8.19: Coding rate for Fixed reference Channel H-Set 12 (QPSK)

The following 4 Sub-tests for HSDPA were completed according to Release 5 procedures. A summary of subtest settings are illustrated below:

Sub-test	β_c	β_d	β_d (SF)	β_c/β_d	β_{hs} (1)	CM(dB)(2)	MPR (dB)
1	2/15	15/15	64	2/15	4/15	0.0	0
2	12/15(3)	15/15(3)	64	12/15(3)	24/15	1.0	0
3	15/15	8/15	64	15/8	30/15	1.5	0.5
4	15/15	4/15	64	15/4	30/15	1.5	0.5

Note 1: Δ ACK, Δ NACK and Δ CQI = 8 $A_{hs} = \beta_{hs}/\beta_c = 30/15$ $\beta_{hs} = 30/15 * \beta_c$

Note 2: CM=1 for β_c/β_d= 12/15, β_{hs}/β_c = 24/15. For all other combinations of DPDCH, DPCCH and HS-DPCCH the MPR is based on the relative CM difference. This is applicable for only UEs that support HSDPA in release 6 and later releases.

Note 3: For subtest 2 the β_c/β_d ratio of 12/15 for the TFC during the measurement period (TF1, TF0) is achieved by setting the signalled gain factors for the reference TFC (TF1, TF1) to β_c = 11/15 and β_d = 15/15

Up commands are set continuously to set the UE to Max power.

Note:

1. The Dual Carriers transmission only applies to HSDPA physical channels
2. The Dual Carriers belong to the same Node and are on adjacent carriers.
3. The Dual Carriers do not support MIMO to serve UEs configured for dual cell operation
4. The Dual Carriers operate in the same frequency band.
5. The device doesn't support the modulation of 16QAM in uplink but 64QAM in downlink for DC-HSDPA mode.
6. The device doesn't support carrier aggregation for it just can operate in Release 8.

Unless otherwise agreed in writing, this document is issued by the Company subject to its General Conditions of Service printed overleaf, available on request or accessible at http://www.sgs.com/en/Terms-and-Conditions.aspx and, for electronic format documents, subject to Terms and Conditions for Electronic Documents at http://www.sgs.com/en/Terms-and-Conditions/Terms-e-Document.aspx. Attention is drawn to the limitation of liability, indemnification and jurisdiction issues defined therein. Any holder of this document is advised that information contained hereon reflects the Company's findings at the time of its intervention only and within the limits of Client's instructions, if any. The Company's sole responsibility is to its Client and this document does not exonerate parties to a transaction from exercising all their rights and obligations under the transaction documents. This document cannot be reproduced except in full, without prior written approval of the Company. Any unauthorized alteration, forgery or falsification of the content or appearance of this document is unlawful and offenders may be prosecuted to the fullest extent of the law. Unless otherwise stated the results shown in this test report refer only to the sample(s) tested and such sample(s) are retained for 30 days only.
Attention: To check the authenticity of testing /inspection report & certificate, please contact us at telephone: (86-755) 8307 1443, or email: CN.Doccheck@sgs.com
SGS-CSTC Standards Technical Services Co., Ltd. Shenzhen Branch
No.1 Workshop, M-10, Middle Section, Science & Technology Park, Shenzhen, China 518057 t (86-755) 26012053 f (86-755) 26710594 www.sgsgroup.com.cn
中国·深圳·科技园中区M-10栋一号厂房 邮编: 518057 t (86-755) 26012053 f (86-755) 26710594 sgs.china@sgs.com
Member of the SGS Group (SGS SA)

7.2.3 WiFi Test Configuration

A Wi-Fi device must be configured to transmit continuously at the required data rate, channel bandwidth and signal modulation, using the highest transmission duty factor supported by the test mode tools for SAR measurement.

7.2.3.1 Duty cycle

1) Wi-Fi 2.4GHz 802.11b:
Duty cycle=8.38105/8.42355=99.49%

2) Wi-Fi 5GHz 802.11a:
Duty cycle=660/700=94.28%

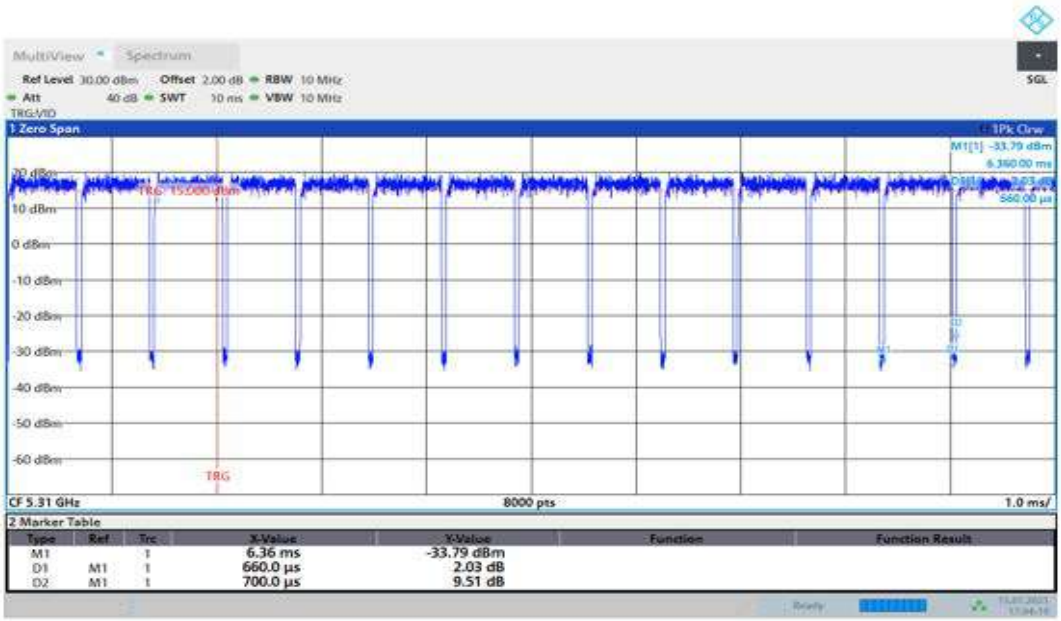

Unless otherwise agreed in writing, this document is issued by the Company subject to its General Conditions of Service printed overleaf, available on request or accessible at http://www.sgs.com/en/Terms-and-Conditions.aspx and, for electronic format documents, subject to Terms and Conditions for Electronic Documents at http://www.sgs.com/en/Terms-and-Conditions/Terms-e-Document.aspx. Attention is drawn to the limitation of liability, indemnification and jurisdiction issues defined therein. Any holder of this document is advised that information contained hereon reflects the Company's findings at the time of its intervention only and within the limits of Client's instructions, if any. The Company's sole responsibility is to its Client and this document does not exonerate parties to a transaction from exercising all their rights and obligations under the transaction documents. This document cannot be reproduced except in full, without prior written approval of the Company. Any unauthorized alteration, forgery or falsification of the content or appearance of this document is unlawful and offenders may be prosecuted to the fullest extent of the law. Unless otherwise stated the results shown in this test report refer only to the sample(s) tested and such sample(s) are retained for 30 days only.
Attention: To check the authenticity of testing /inspection report & certificate, please contact us at telephone: (86-755) 8307 1443, or email: CN.Doccheck@sgs.com
SGS-CSTC Standards Technical Services Co., Ltd. Shenzhen Branch
No.1 Workshop, M-10, Middle Section, Science & Technology Park, Shenzhen, China 518057 t (86-755) 26012053 f (86-755) 26710594 www.sgsgroup.com.cn
中国·深圳·科技园中区M-10栋一号厂房 邮编: 518057 t (86-755) 26012053 f (86-755) 26710594 sgs.china@sgs.com
Member of the SGS Group (SGS SA)

Duty cycle=1.39017/1.43768=96.69%

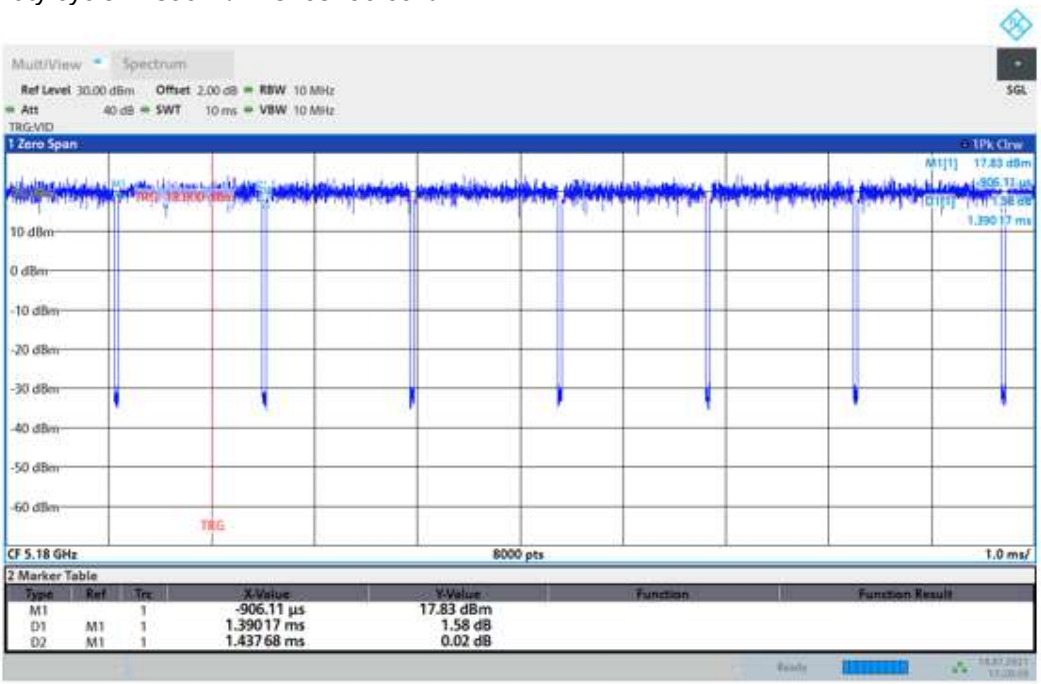

Unless otherwise agreed in writing, this document is issued by the Company subject to its General Conditions of Service printed overleaf, available on request or accessible at http://www.sgs.com/en/Terms-and-Conditions.aspx and, for electronic format documents, subject to Terms and Conditions for Electronic Documents at http://www.sgs.com/en/Terms-and-Conditions/Terms-e-Document.aspx. Attention is drawn to the limitation of liability, indemnification and jurisdiction issues defined therein. Any holder of this document is advised that information contained hereon reflects the Company's findings at the time of its intervention only and within the limits of Client's instructions, if any. The Company's sole responsibility is to its Client and this document does not exonerate parties to a transaction from exercising all their rights and obligations under the transaction documents. This document cannot be reproduced except in full, without prior written approval of the Company. Any unauthorized alteration, forgery or falsification of the content or appearance of this document is unlawful and offenders may be prosecuted to the fullest extent of the law. Unless otherwise stated the results shown in this test report refer only to the sample(s) tested and such sample(s) are retained for 30 days only.
Attention: To check the authenticity of testing /inspection report & certificate, please contact us at telephone: (86-755) 8307 1443, or email: CN.Doccheck@sgs.com
SGS-CSTC Standards Technical Services Co., Ltd. Shenzhen Branch
No.1 Workshop, M-10, Middle Section, Science & Technology Park, Shenzhen, China 518057 t (86-755) 26012053 f (86-755) 26710594 www.sgsgroup.com.cn
中国·深圳·科技园中区M-10栋一号厂房 邮编: 518057 t (86-755) 26012053 f (86-755) 26710594 sgs.china@sgs.com
Member of the SGS Group (SGS SA)

7.2.3.2 Initial Test Position SAR Test Reduction Procedure

DSSS and OFDM configurations are considered separately according to the required SAR procedures. SAR is measured in the initial test position using the 802.11 transmission mode configuration required by the DSSS procedure or initial test configuration and subsequent test configuration(s) according to the OFDM procedures. The initial test position procedure is described in the following:

1）. When the reported SAR of the initial test position is ≤ 0.4 W/kg, further SAR measurement is not required for the other (remaining) test positions in that exposure configuration and 802.11 transmission mode combinations within the frequency band or aggregated band. SAR is also not required for that exposure configuration in the subsequent test configuration(s).
2）. When the reported SAR of the initial test position is > 0.4 W/kg, SAR is repeated for the 802.11 transmission mode configuration tested in the initial test position using subsequent highest extrapolated or estimated 1-g SAR conditions determined by area scans or next closest/smallest test separation distance and maximum RF coupling test positions based on manufacturer justification, on the highest maximum output power channel, until the reported SAR is ≤ 0.8 W/kg or all required test positions (left, right, touch, tilt or subsequent surfaces and edges) are tested.
3）. For all positions/configurations tested using the initial test position and subsequent test positions, when the reported SAR is > 0.8 W/kg, SAR is measured for these test positions/configurations on the subsequent next highest measured output power channel(s) until the reported SAR is ≤ 1.2 W/kg or all required channels are tested. a) Additional power measurements may be required for this step, which should be limited to those necessary for identifying the subsequent highest output power channels.

7.2.3.3 Initial Test Configuration Procedures

An initial test configuration is determined for OFDM transmission modes according to the channel bandwidth, modulation and data rate combination(s) with the highest maximum output power specified for production units in each standalone and aggregated frequency band. SAR is measured using the highest measured maximum output power channel. For configurations with the same specified or measured maximum output power, additional transmission mode and test channel selection procedures are required. SAR test reduction for subsequent highest output test channels is determined according to *reported* SAR of the initial test configuration.
For next to the ear, hotspot mode and UMC mini-tablet exposure configurations where multiple test positions are required, the initial test position procedure is applied to minimize the number of test positions required for SAR measurement using the initial test configuration transmission mode. For fixed exposure conditions that do not have multiple SAR test positions, SAR is measured in the transmission mode determined by the initial test configuration.
When the *reported* SAR of the initial test configuration is > 0.8 W/kg, SAR measurement is required for subsequent next highest measured output power channel(s) in the initial test configuration until *reported* SAR is ≤ 1.2 W/kg or all required channels are tested.

7.2.3.4 Subsequent Test Configuration Procedures

SAR measurement requirements for the remaining 802.11 transmission mode configurations that have not been tested in the initial test configuration are determined separately for each standalone and aggregated frequency band, in each exposure condition, according to the maximum output power specified for production units. The initial test position procedure is applied to next to the ear, UMPC mini-tablet and hotspot mode configurations. When the same maximum output power is specified for multiple transmission modes, additional power measurements may be required to determine if SAR measurements are required for subsequent highest output power channels in a subsequent test configuration. The subsequent test configuration and SAR measurement procedures are described in the following.

1）. When SAR test exclusion provisions of KDB Publication 447498 are applicable and SAR measurement is not required for the initial test configuration, SAR is also not required for the next highest maximum output power transmission mode subsequent test configuration(s) in that frequency band or aggregated band and exposure configuration.

Unless otherwise agreed in writing, this document is issued by the Company subject to its General Conditions of Service printed overleaf, available on request or accessible at http://www.sgs.com/en/Terms-and-Conditions.aspx and, for electronic format documents, subject to Terms and Conditions for Electronic Documents at http://www.sgs.com/en/Terms-and-Conditions/Terms-e-Document.aspx. Attention is drawn to the limitation of liability, indemnification and jurisdiction issues defined therein. Any holder of this document is advised that information contained hereon reflects the Company's findings at the time of its intervention only and within the limits of Client's instructions, if any. The Company's sole responsibility is to its Client and this document does not exonerate parties to a transaction from exercising all their rights and obligations under the transaction documents. This document cannot be reproduced except in full, without prior written approval of the Company. Any unauthorized alteration, forgery or falsification of the content or appearance of this document is unlawful and offenders may be prosecuted to the fullest extent of the law. Unless otherwise stated the results shown in this test report refer only to the sample(s) tested and such sample(s) are retained for 30 days only.
Attention: To check the authenticity of testing /inspection report & certificate, please contact us at telephone: (86-755) 8307 1443, or email: CN.Doccheck@sgs.com
No.1 Workshop, M-10, Middle Section, Science & Technology Park, Shenzhen, China 518057 t (86-755) 26012053 f (86-755) 26710594 www.sgsgroup.com.cn
中国·深圳·科技园中区M-10栋一号厂房 邮编: 518057 t (86-755) 26012053 f (86-755) 26710594 sgs.china@sgs.com
Member of the SGS Group (SGS SA)

2）. When the highest *reported* SAR for the initial test configuration (when applicable, include subsequent highest output channels), according to the initial test position or fixed exposure position requirements, is adjusted by the ratio of the subsequent test configuration to initial test configuration specified maximum output power and the adjusted SAR is ≤ 1.2 W/kg, SAR is not required for that subsequent test configuration.

3）. The number of channels in the initial test configuration and subsequent test configuration can be different due to differences in channel bandwidth. When SAR measurement is required for a subsequent test configuration and the channel bandwidth is smaller than that in the initial test configuration, all channels in the subsequent test configuration that overlap with the larger bandwidth channel tested in the initial test configuration should be used to determine the highest maximum output power channel. This step requires additional power measurement to identify the highest maximum output power channel in the subsequent test configuration to determine SAR test reduction.

a) SAR should first be measured for the channel with highest measured output power in the subsequent test configuration.

b) SAR for subsequent highest measured maximum output power channels in the subsequent test configuration is required only when the *reported* SAR of the preceding higher maximum output power channel(s) in the subsequent test configuration is > 1.2 W/kg or until all required channels are tested. i) For channels with the same measured maximum output power, SAR should be measured using the channel closest to the center frequency of the larger channel bandwidth channel in the initial test configuration.

4）. SAR measurements for the remaining highest specified maximum output power OFDM transmission mode configurations that have not been tested in the initial test configuration (highest maximum output) or subsequent test configuration(s) (subsequent next highest maximum output power) is determined by recursively applying the subsequent test configuration procedures in this section to the remaining configurations according to the following:

a) replace “subsequent test configuration” with “next subsequent test configuration” (i.e., subsequent next highest specified maximum output power configuration)

b) replace “initial test configuration” with “all tested higher output power configurations”

Unless otherwise agreed in writing, this document is issued by the Company subject to its General Conditions of Service printed overleaf, available on request or accessible at http://www.sgs.com/en/Terms-and-Conditions.aspx and, for electronic format documents, subject to Terms and Conditions for Electronic Documents at http://www.sgs.com/en/Terms-and-Conditions/Terms-e-Document.aspx. Attention is drawn to the limitation of liability, indemnification and jurisdiction issues defined therein. Any holder of this document is advised that information contained hereon reflects the Company's findings at the time of its intervention only and within the limits of Client's instructions, if any. The Company's sole responsibility is to its Client and this document does not exonerate parties to a transaction from exercising all their rights and obligations under the transaction documents. This document cannot be reproduced except in full, without prior written approval of the Company. Any unauthorized alteration, forgery or falsification of the content or appearance of this document is unlawful and offenders may be prosecuted to the fullest extent of the law. Unless otherwise stated the results shown in this test report refer only to the sample(s) tested and such sample(s) are retained for 30 days only.
Attention: To check the authenticity of testing /inspection report & certificate, please contact us at telephone: (86-755) 8307 1443, or email: CN.Doccheck@sgs.com
SGS-CSTC Standards Technical Services Co., Ltd. Shenzhen Branch
No.1 Workshop, M-10, Middle Section, Science & Technology Park, Shenzhen, China 518057 t (86-755) 26012053 f (86-755) 26710594 www.sgsgroup.com.cn
中国·深圳·科技园中区M-10栋一号厂房 邮编: 518057 t (86-755) 26012053 f (86-755) 26710594 sgs.china@sgs.com
Member of the SGS Group (SGS SA)

7.2.3.5 2.4 GHz WiFi SAR Procedures

Separate SAR procedures are applied to DSSS and OFDM configurations in the 2.4 GHz band to simplify DSSS test requirements. For 802.11b DSSS SAR measurements, DSSS SAR procedure applies to fixed exposure test position and initial test position procedure applies to multiple exposure test positions. When SAR measurement is required for an OFDM configuration, the initial test configuration, subsequent test configuration and initial test position procedures are applied. The SAR test exclusion requirements for 802.11g/n OFDM configurations are described in following.

- **802.11b DSSS SAR Test Requirements**

SAR is measured for 2.4 GHz 802.11b DSSS using either a fixed test position or, when applicable, the initial test position procedure. SAR test reduction is determined according to the following:

1）. When the reported SAR of the highest measured maximum output power channel for the exposure configuration is ≤ 0.8 W/kg, no further SAR testing is required for 802.11b DSSS in that exposure configuration.

2）. When the reported SAR is > 0.8 W/kg, SAR is required for that exposure configuration using the next highest measured output power channel. When any reported SAR is > 1.2 W/kg, SAR is required for the third channel; i.e., all channels require testing.

- **2.4 GHz 802.11g/n OFDM SAR Test Exclusion Requirements**

When SAR measurement is required for 2.4 GHz 802.11g/n OFDM configurations, the measurement and test reduction procedures for OFDM are applied (section 5.3, including sub-sections). SAR is not required for the following 2.4 GHz OFDM conditions.

1）. When KDB Publication 447498 SAR test exclusion applies to the OFDM configuration.

2）. When the highest reported SAR for DSSS is adjusted by the ratio of OFDM to DSSS specified maximum output power and the adjusted SAR is ≤ 1.2 W/kg.

- **SAR Test Requirements for OFDM configurations**

When SAR measurement is required for 802.11 g/n OFDM configurations, each standalone and frequency aggregated band is considered separately for SAR test reduction. In applying the initial test configuration and subsequent test configuration procedures, the 802.11 transmission configuration with the highest specified maximum output power and the channel within a test configuration with the highest measured maximum output power should be clearly distinguished to apply the procedures.

Unless otherwise agreed in writing, this document is issued by the Company subject to its General Conditions of Service printed overleaf, available on request or accessible at http://www.sgs.com/en/Terms-and-Conditions.aspx and, for electronic format documents, subject to Terms and Conditions for Electronic Documents at http://www.sgs.com/en/Terms-and-Conditions/Terms-e-Document.aspx. Attention is drawn to the limitation of liability, indemnification and jurisdiction issues defined therein. Any holder of this document is advised that information contained hereon reflects the Company's findings at the time of its intervention only and within the limits of Client's instructions, if any. The Company's sole responsibility is to its Client and this document does not exonerate parties to a transaction from exercising all their rights and obligations under the transaction documents. This document cannot be reproduced except in full, without prior written approval of the Company. Any unauthorized alteration, forgery or falsification of the content or appearance of this document is unlawful and offenders may be prosecuted to the fullest extent of the law. Unless otherwise stated the results shown in this test report refer only to the sample(s) tested and such sample(s) are retained for 30 days only.
Attention: To check the authenticity of testing /inspection report & certificate, please contact us at telephone: (86-755) 8307 1443, or email: CN.Doccheck@sgs.com
SGS-CSTC Standards Technical Services Co., Ltd. Shenzhen Branch
No.1 Workshop, M-10, Middle Section, Science & Technology Park, Shenzhen, China 518057 t (86-755) 26012053 f (86-755) 26710594 www.sgsgroup.com.cn
中国·深圳·科技园中区M-10栋一号厂房 邮编: 518057 t (86-755) 26012053 f (86-755) 26710594 sgs.china@sgs.com
Member of the SGS Group (SGS SA)

7.2.3.6 5 GHz WiFi SAR Procedures

- **U-NII-1 and U-NII-2A Bands**
  For devices that operate in only one of the U-NII-1 and U-NII-2A bands, the normally required SAR procedures for OFDM configurations are applied. For devices that operate in both U-NII bands using the same transmitter and antenna(s), SAR test reduction is determined according to the following：

1) When the same maximum output power is specified for both bands, begin SAR measurement in U-NII-2A band by applying the OFDM SAR requirements. If the highest reported SAR for a test configuration is ≤ 1.2 W/kg, SAR is not required for U-NII-1 band for that configuration (802.11 mode and exposure condition); otherwise, both bands are tested independently for SAR.
2) When different maximum output power is specified for the bands, begin SAR measurement in the band with higher specified maximum output power. The highest reported SAR for the tested configuration is adjusted by the ratio of lower to higher specified maximum output power for the two bands. When the adjusted SAR is ≤ 1.2 W/kg, SAR is not required for the band with lower maximum output power in that test configuration; otherwise, both bands are tested independently for SAR.
3) The two U-NII bands may be aggregated to support a 160 MHz channel on channel number 50. Without additional testing, the maximum output power for this is limited to the lower of the maximum output power certified for the two bands. When SAR measurement is required for at least one of the bands and the highest reported SAR adjusted by the ratio of specified maximum output power of aggregated to standalone band is > 1.2 W/kg, SAR is required for the 160 MHz channel. This procedure does not apply to an aggregated band with maximum output higher than the standalone band(s); the aggregated band must be tested independently for SAR. SAR is not required when the 160 MHz channel is operating at a reduced maximum power and also qualifies for SAR test exclusion.

- **U-NII-2C and U-NII-3 Bands**
  The frequency range covered by these bands is 380 MHz (5.47 – 5.85 GHz), which requires a minimum of at least two SAR probe calibration frequency points to support SAR measurements. when Terminal Doppler Weather Radar (TDWR) restriction applies, all channels that operate at 5.60 – 5.65 GHz must be included to apply the SAR test reduction and measurement procedures.

  When the same transmitter and antenna(s) are used for U-NII-2C band and U-NII-3 band or 5.8 GHz band of §15.247, the bands may be aggregated to enable additional channels with 20, 40 or 80 MHz bandwidth to span across the band gap, as illustrated in Appendix B. The maximum output power for the additional band gap channels is limited to the lower of those certified for the bands. Unless band gap channels are permanently disabled, they must be considered for SAR testing. The frequency range covered by these bands is 380 MHz (5.47 – 5.85 GHz), which requires a minimum of at least two SAR probe calibration frequency points to support SAR measurements. To maintain SAR measurement accuracy and to facilitate test reduction, the channels in U-NII-2C band above 5.65 GHz may be grouped with the 5.8 GHz channels in U-NII-3 or §15.247 band to enable two SAR probe calibration frequency points to cover the bands, including the band gap channels. When band gap channels are supported and the bands are not aggregated for SAR testing, band gap channels must be considered independently in each band according to the normally required OFDM SAR measurement and probe calibration frequency points requirements.

Unless otherwise agreed in writing, this document is issued by the Company subject to its General Conditions of Service printed overleaf, available on request or accessible at http://www.sgs.com/en/Terms-and-Conditions.aspx and, for electronic format documents, subject to Terms and Conditions for Electronic Documents at http://www.sgs.com/en/Terms-and-Conditions/Terms-e-Document.aspx. Attention is drawn to the limitation of liability, indemnification and jurisdiction issues defined therein. Any holder of this document is advised that information contained hereon reflects the Company's findings at the time of its intervention only and within the limits of Client's instructions, if any. The Company's sole responsibility is to its Client and this document does not exonerate parties to a transaction from exercising all their rights and obligations under the transaction documents. This document cannot be reproduced except in full, without prior written approval of the Company. Any unauthorized alteration, forgery or falsification of the content or appearance of this document is unlawful and offenders may be prosecuted to the fullest extent of the law. Unless otherwise stated the results shown in this test report refer only to the sample(s) tested and such sample(s) are retained for 30 days only.
Attention: To check the authenticity of testing /inspection report & certificate, please contact us at telephone: (86-755) 8307 1443, or email: CN.Doccheck@sgs.com
SGS-CSTC Standards Technical Services Co., Ltd. Shenzhen Branch
No.1 Workshop, M-10, Middle Section, Science & Technology Park, Shenzhen, China 518057 t (86-755) 26012053 f (86-755) 26710594 www.sgsgroup.com.cn
中国·深圳·科技园中区M-10栋一号厂房 邮编: 518057 t (86-755) 26012053 f (86-755) 26710594 sgs.china@sgs.com
Member of the SGS Group (SGS SA)

- **OFDM Transmission Mode SAR Test Configuration and Channel Selection Requirements**
  The initial test configuration for 5 GHz OFDM transmission modes is determined by the 802.11 configuration with the highest maximum output power specified for production units, including tune-up tolerance, in each standalone and aggregated frequency band. SAR for the initial test configuration is measured using the highest maximum output power channel determined by the default power measurement procedures. When multiple configurations in a frequency band have the same specified maximum output power, the initial test configuration is determined according to the following steps applied sequentially.
  1) The largest channel bandwidth configuration is selected among the multiple configurations with the same specified maximum output power.
  2) If multiple configurations have the same specified maximum output power and largest channel bandwidth, the lowest order modulation among the largest channel bandwidth configurations is selected.
  3) If multiple configurations have the same specified maximum output power, largest channel bandwidth and lowest order modulation, the lowest data rate configuration among these configurations is selected.
  4) When multiple transmission modes (802.11a/g/n/ac) have the same specified maximum output power, largest channel bandwidth, lowest order modulation and lowest data rate, the lowest order 802.11 mode is selected; i.e., 802.11a is chosen over 802.11n then 802.11ac or 802.11g is chosen over 802.11n. After an initial test configuration is determined, if multiple test channels have the same measured maximum output power, the channel chosen for SAR measurement is determined according to the following. These channel selection procedures apply to both the initial test configuration and subsequent test configuration(s), with respect to the default power measurement procedures or additional power measurements required for further SAR test reduction. The same procedures also apply to subsequent highest output power channel(s) selection.
     a) The channel closest to mid-band frequency is selected for SAR measurement.
     b) For channels with equal separation from mid-band frequency; for example, high and low channels or two mid-band channels, the higher frequency (number) channel is selected for SAR measurement.

- **SAR Test Requirements for OFDM configurations**

When SAR measurement is required for 802.11 a/n/ac OFDM configurations, each standalone and frequency aggregated band is considered separately for SAR test reduction. When the same transmitter and antenna(s) are used for U-NII-1 and U-NII-2A bands, additional SAR test reduction applies. When band gap channels between U-NII-2C band and 5.8 GHz U-NII-3 or §15.247 band are supported, the highest maximum output power transmission mode configuration and maximum output power channel across the bands must be used to determine SAR test reduction, according to the initial test configuration and subsequent test configuration requirements. In applying the initial test configuration and subsequent test configuration procedures, the 802.11 transmission configuration with the highest specified maximum output power and the channel within a test configuration with the highest measured maximum output power should be clearly distinguished to apply the procedures.

Unless otherwise agreed in writing, this document is issued by the Company subject to its General Conditions of Service printed overleaf, available on request or accessible at http://www.sgs.com/en/Terms-and-Conditions.aspx and, for electronic format documents, subject to Terms and Conditions for Electronic Documents at http://www.sgs.com/en/Terms-and-Conditions/Terms-e-Document.aspx. Attention is drawn to the limitation of liability, indemnification and jurisdiction issues defined therein. Any holder of this document is advised that information contained hereon reflects the Company's findings at the time of its intervention only and within the limits of Client's instructions, if any. The Company's sole responsibility is to its Client and this document does not exonerate parties to a transaction from exercising all their rights and obligations under the transaction documents. This document cannot be reproduced except in full, without prior written approval of the Company. Any unauthorized alteration, forgery or falsification of the content or appearance of this document is unlawful and offenders may be prosecuted to the fullest extent of the law. Unless otherwise stated the results shown in this test report refer only to the sample(s) tested and such sample(s) are retained for 30 days only.
Attention: To check the authenticity of testing /inspection report & certificate, please contact us at telephone: (86-755) 8307 1443, or email: CN.Doccheck@sgs.com
SGS-CSTC Standards Technical Services Co., Ltd. Shenzhen Branch
No.1 Workshop, M-10, Middle Section, Science & Technology Park, Shenzhen, China 518057 t (86-755) 26012053 f (86-755) 26710594 www.sgsgroup.com.cn
中国·深圳·科技园中区M-10栋一号厂房 邮编: 518057 t (86-755) 26012053 f (86-755) 26710594 sgs.china@sgs.com
Member of the SGS Group (SGS SA)

7.2.4 LTE Test Configuration

LTE modes were tested according to FCC KDB 941225 D05 publication. Please see notes after the tabulated SAR data for required test configurations. Establishing connections with base station simulators ensure a consistent means for testing SAR and are recommended for evaluating SAR [4]. The Anritsu MT8821C was used for LTE output power measurements and SAR testing. Max power control was used so the UE transmits with maximum output power during SAR testing. SAR must be measured with the maximum TTI (transmit time interval) supported by the device in each LTE configuration.

TDD LTE test consideration

For Time-Division Duplex (TDD) systems, SAR must be tested using a fixed periodic duty factor according to the highest transmission duty factor implemented for the device and supported by the defined 3GPP LTE TDD configurations.

SAR was tested with the highest transmission duty factor (63.33%) using Uplink-downlink configuration 0 and Special subframe configuration 7.

LTE TDD Band support 3GPP TS 36.211 section 4.2 for Type 2 Frame Structure and Table 4.2-2 for uplink-downlink configurations and Table 4.2-1 for Special subframe configurations.

Frame structure type 2:

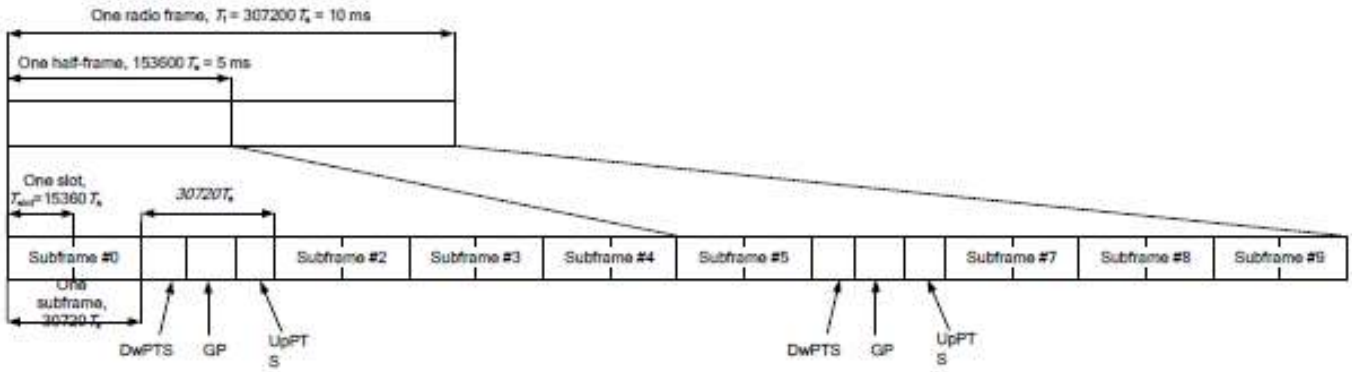

Unless otherwise agreed in writing, this document is issued by the Company subject to its General Conditions of Service printed overleaf, available on request or accessible at http://www.sgs.com/en/Terms-and-Conditions.aspx and, for electronic format documents, subject to Terms and Conditions for Electronic Documents at http://www.sgs.com/en/Terms-and-Conditions/Terms-e-Document.aspx. Attention is drawn to the limitation of liability, indemnification and jurisdiction issues defined therein. Any holder of this document is advised that information contained hereon reflects the Company's findings at the time of its intervention only and within the limits of Client's instructions, if any. The Company's sole responsibility is to its Client and this document does not exonerate parties to a transaction from exercising all their rights and obligations under the transaction documents. This document cannot be reproduced except in full, without prior written approval of the Company. Any unauthorized alteration, forgery or falsification of the content or appearance of this document is unlawful and offenders may be prosecuted to the fullest extent of the law. Unless otherwise stated the results shown in this test report refer only to the sample(s) tested and such sample(s) are retained for 30 days only.
Attention: To check the authenticity of testing /inspection report & certificate, please contact us at telephone: (86-755) 8307 1443, or email: CN.Doccheck@sgs.com
SGS-CSTC Standards Technical Services Co., Ltd. Shenzhen Branch
No.1 Workshop, M-10, Middle Section, Science & Technology Park, Shenzhen, China 518057 t (86-755) 26012053 f (86-755) 26710594 www.sgsgroup.com.cn
中国·深圳·科技园中区M-10栋一号厂房 邮编: 518057 t (86-755) 26012053 f (86-755) 26710594 sgs.china@sgs.com
Member of the SGS Group (SGS SA)

Configuration of special subframe (lengths of DwPTS/GP/UpPTS).

Special subframe configuration	Normal cyclic prefix in downlink			Extended cyclic prefix in downlink		
	DwPTS	UpPTS		DwPTS	UpPTS	
		Normal cyclic prefix in uplink	Extended cyclic prefix in uplink		Normal cyclic prefix in uplink	Extended cyclic prefix in uplink
0	6592.Ts	2192.Ts	2560.Ts	7680.Ts	2192.Ts	2560.Ts
1	19760.Ts			20480.Ts		
2	21952.Ts			23040.Ts		
3	24144.Ts			25600.Ts		
4	26336.Ts			7680.Ts	4384.Ts	5120.Ts
5	6592.Ts	4384.Ts	5120.Ts	20480.Ts		
6	19760.Ts			23040.Ts		
7	21952.Ts			25600.Ts		
8	24144.Ts			-	-	-
9	13168.Ts			-	-	-

Uplink-downlink configurations.

Uplink-downlink configuration	Downlink-to-Uplink Switch-point periodicity	Subframe number									
		0	1	2	3	4	5	6	7	8	9
0	5 ms	D	S	U	U	U	D	S	U	U	U
1	5 ms	D	S	U	U	D	D	S	U	U	D
2	5 ms	D	S	U	D	D	D	S	U	D	D
3	10 ms	D	S	U	U	U	D	D	D	D	D
4	10 ms	D	S	U	U	D	D	D	D	D	D
5	10 ms	D	S	U	D	D	D	D	D	D	D
6	5 ms	D	S	U	U	U	D	S	U	U	D

Calculated Duty Cycle=[Extended cyclic prefix in uplink x (Ts) x # of S + # of U]/10ms

Uplink-Downlink Configuration	Downlink-to-Uplink Switch-point Periodicity	Subframe Number										Calculated Duty Cycle (%)
		0	1	2	3	4	5	6	7	8	9	
0	5 ms	D	S	U	U	U	D	S	U	U	U	63.33
1	5 ms	D	S	U	U	D	D	S	U	U	D	43.33
2	5 ms	D	S	U	D	D	D	S	U	D	D	23.33
3	10 ms	D	S	U	U	U	D	D	D	D	D	31.67
4	10 ms	D	S	U	U	D	D	D	D	D	D	21.67
5	10 ms	D	S	U	D	D	D	D	D	D	D	11.67
6	5 ms	D	S	U	U	U	D	S	U	U	D	53.33

Unless otherwise agreed in writing, this document is issued by the Company subject to its General Conditions of Service printed overleaf, available on request or accessible at http://www.sgs.com/en/Terms-and-Conditions.aspx and, for electronic format documents, subject to Terms and Conditions for Electronic Documents at http://www.sgs.com/en/Terms-and-Conditions/Terms-e-Document.aspx. Attention is drawn to the limitation of liability, indemnification and jurisdiction issues defined therein. Any holder of this document is advised that information contained hereon reflects the Company's findings at the time of its intervention only and within the limits of Client's instructions, if any. The Company's sole responsibility is to its Client and this document does not exonerate parties to a transaction from exercising all their rights and obligations under the transaction documents. This document cannot be reproduced except in full, without prior written approval of the Company. Any unauthorized alteration, forgery or falsification of the content or appearance of this document is unlawful and offenders may be prosecuted to the fullest extent of the law. Unless otherwise stated the results shown in this test report refer only to the sample(s) tested and such sample(s) are retained for 30 days only.
Attention: To check the authenticity of testing /inspection report & certificate, please contact us at telephone: (86-755) 8307 1443, or email: CN.Doccheck@sgs.com
SGS-CSTC Standards Technical Services Co., Ltd. Shenzhen Branch
No.1 Workshop, M-10, Middle Section, Science & Technology Park, Shenzhen, China 518057 t (86-755) 26012053 f (86-755) 26710594 www.sgsgroup.com.cn
中国·深圳·科技园中区M-10栋一号厂房 邮编: 518057 t (86-755) 26012053 f (86-755) 26710594 sgs.china@sgs.com
Member of the SGS Group (SGS SA)

A) Spectrum Plots for RB Configurations
A properly configured base station simulator was used for SAR tests and power measurements. Therefore, spectrum plots for RB configurations were not required to be included in this report.
B) MPR
MPR is permanently implemented for this device by the manufacturer. The specific manufacturer target MPR is indicated alongside the SAR results. MPR is enabled for this device, according to 3GPP TS36.101 Section 6.2.3 – 6.2.5 under Table 6.2.3-1.

Modulation	Channel bandwidth / Transmission bandwidth configuration [RB]						MPR (dB)
	1.4 MHz	3.0 MHz	5 MHz	10 MHz	15 MHz	20 MHz	
QPSK	> 5	> 4	> 8	> 12	> 16	> 18	≤ 1
16 QAM	≤ 5	≤ 4	≤ 8	≤ 12	≤ 16	≤ 18	≤ 1
16 QAM	> 5	> 4	> 8	> 12	> 16	> 18	≤ 2
64 QAM	≤ 5	≤ 4	≤ 8	≤ 12	≤ 16	≤ 18	≤ 2
64 QAM	> 5	> 4	> 8	> 12	> 16	> 18	≤ 3
256 QAM	≥ 1						≤ 5

C) A-MPR
A-MPR (Additional MPR) has been disabled for all SAR tests by setting NS=01 on the base station simulator.
D) Largest channel bandwidth standalone SAR test requirements
1) QPSK with 1 RB allocation
Start with the largest channel bandwidth and measure SAR for QPSK with 1 RB allocation, using the RB offset and required test channel combination with the highest maximum output power for RB offsets at the upper edge, middle and lower edge of each required test channel. When the reported SAR is ≤ 0.8 W/kg, testing of the remaining RB offset configurations and required test channels is not required for 1 RB allocation; otherwise, SAR is required for the remaining required test channels and only for the RB offset configuration with the highest output power for that channel. When the reported SAR of a required test channel is > 1.45 W/kg, SAR is required for all three RB offset configurations for that required test channel.
2) QPSK with 50% RB allocation
The procedures required for 1 RB allocation in 1) are applied to measure the SAR for QPSK with 50% RB allocation.
3) QPSK with 100% RB allocation
For QPSK with 100% RB allocation, SAR is not required when the highest maximum output power for 100 % RB allocation is less than the highest maximum output power in 50% and 1 RB allocations and the highest reported SAR for 1 RB and 50% RB allocation in 1) and 2) are ≤ 0.8 W/kg. Otherwise, SAR is measured for the highest output power channel and if the reported SAR is > 1.45 W/kg, the remaining required test channels must also be tested.
4) Higher order modulations
For each modulation besides QPSK; e.g., 16-QAM, 64-QAM, apply the QPSK procedures in above sections to determine the QAM configurations that may need SAR measurement. For each configuration identified as required for testing, SAR is required only when the highest maximum output power for the configuration in the higher order modulation is > ½ dB higher than the same configuration in QPSK or when the reported SAR for the QPSK configuration is > 1.45 W/kg.
E) Other channel bandwidth standalone SAR test requirements
For the other channel bandwidths used by the device in a frequency band, apply all the procedures required for the largest channel bandwidth in section A) to determine the channels and RB configurations that need SAR testing and only measure SAR when the highest maximum output power of a configuration requiring testing in the smaller channel bandwidth is > ½ dB higher than the equivalent channel configurations in the largest channel bandwidth configuration or the reported SAR of a configuration for the largest channel bandwidth is > 1.45 W/kg.

Unless otherwise agreed in writing, this document is issued by the Company subject to its General Conditions of Service printed overleaf, available on request or accessible at http://www.sgs.com/en/Terms-and-Conditions.aspx and, for electronic format documents, subject to Terms and Conditions for Electronic Documents at http://www.sgs.com/en/Terms-and-Conditions/Terms-e-Document.aspx. Attention is drawn to the limitation of liability, indemnification and jurisdiction issues defined therein. Any holder of this document is advised that information contained hereon reflects the Company's findings at the time of its intervention only and within the limits of Client's instructions, if any. The Company's sole responsibility is to its Client and this document does not exonerate parties to a transaction from exercising all their rights and obligations under the transaction documents. This document cannot be reproduced except in full, without prior written approval of the Company. Any unauthorized alteration, forgery or falsification of the content or appearance of this document is unlawful and offenders may be prosecuted to the fullest extent of the law. Unless otherwise stated the results shown in this test report refer only to the sample(s) tested and such sample(s) are retained for 30 days only.
Attention: To check the authenticity of testing /inspection report & certificate, please contact us at telephone: (86-755) 8307 1443, or email: CN.Doccheck@sgs.com
SGS-CSTC Standards Technical Services Co., Ltd. Shenzhen Branch
No.1 Workshop, M-10, Middle Section, Science & Technology Park, Shenzhen, China 518057 t (86-755) 26012053 f (86-755) 26710594 www.sgsgroup.com.cn
中国·深圳·科技园中区M-10栋一号厂房 邮编: 518057 t (86-755) 26012053 f (86-755) 26710594 sgs.china@sgs.com
Member of the SGS Group (SGS SA)

7.2.5 NR Band Test Configuration

1. NR Band n5/n7/n38/n41/n66/n77/n78 only support SA mode.

2. The general information supported by the NR band is as following table:

Band			n5	n7	n38	n41	n66	n77	n78
NR mode		SA	Yes	Yes	Yes	Yes	Yes	Yes	Yes
		NSA	N/A	N/A	N/A	N/A	N/A	N/A	N/A
Modulation	DFT-s-OFDM	PI/2 BPSK	Yes	Yes	Yes	Yes	Yes	Yes	Yes
		QPSK	Yes	Yes	Yes	Yes	Yes	Yes	Yes
		16QAM	Yes	Yes	Yes	Yes	Yes	Yes	Yes
		64QAM	Yes	Yes	Yes	Yes	Yes	Yes	Yes
		256QAM	Yes	Yes	Yes	Yes	Yes	Yes	Yes
	CP-OFDM	QPSK	Yes	Yes	Yes	Yes	Yes	Yes	Yes
		16QAM	Yes	Yes	Yes	Yes	Yes	Yes	Yes
		64QAM	Yes	Yes	Yes	Yes	Yes	Yes	Yes
		256QAM	Yes	Yes	Yes	Yes	Yes	Yes	Yes
Duty Cycle			100%	100%	100%	100%	100%	100%	100%

Band	SCS	Bandwidth												
		5Mhz	10Mhz	15Mhz	20Mhz	25Mhz	30Mhz	40Mhz	50Mhz	60Mhz	70Mhz	80Mhz	90Mhz	100Mhz
n5	15KHZ	Yes	Yes	Yes	Yes	N/A	N/A	N/A	N/A	N/A	N/A	N/A	N/A	N/A
	30KHZ	N/A	N/A	N/A	N/A	N/A	N/A	N/A	N/A	N/A	N/A	N/A	N/A	N/A
n7	15KHZ	Yes	Yes	Yes	Yes	Yes	Yes	Yes	Yes	N/A	N/A	N/A	N/A	N/A
	30KHZ	N/A	N/A	N/A	N/A	N/A	N/A	N/A	N/A	N/A	N/A	N/A	N/A	N/A
n38	15KHZ	N/A	N/A	N/A	N/A	N/A	N/A	N/A	N/A	N/A	N/A	N/A	N/A	N/A
	30KHZ	N/A	N/A	N/A	Yes	N/A	Yes	Yes	N/A	N/A	N/A	N/A	N/A	N/A
n41	15KHZ	N/A	N/A	N/A	N/A	N/A	N/A	N/A	N/A	N/A	N/A	N/A	N/A	N/A
	30KHZ	N/A	N/A	N/A	Yes	N/A	Yes	Yes	Yes	Yes	N/A	Yes	Yes	Yes
n66	15KHZ	Yes	Yes	Yes	Yes	N/A	Yes	Yes	N/A	N/A	N/A	N/A	N/A	N/A
	30KHZ	N/A	N/A	N/A	N/A	N/A	N/A	N/A	N/A	N/A	N/A	N/A	N/A	N/A
n77	15KHZ	N/A	N/A	N/A	N/A	N/A	N/A	N/A	N/A	N/A	N/A	N/A	N/A	N/A
	30KHZ	N/A	N/A	N/A	Yes	N/A	N/A	Yes	Yes	Yes	N/A	Yes	Yes	Yes
n78	15KHZ	N/A	N/A	N/A	N/A	N/A	N/A	N/A	N/A	N/A	N/A	N/A	N/A	N/A
	30KHZ	N/A	N/A	N/A	Yes	N/A	Yes	Yes	Yes	Yes	N/A	Yes	Yes	Yes

Unless otherwise agreed in writing, this document is issued by the Company subject to its General Conditions of Service printed overleaf, available on request or accessible at http://www.sgs.com/en/Terms-and-Conditions.aspx and, for electronic format documents, subject to Terms and Conditions for Electronic Documents at http://www.sgs.com/en/Terms-and-Conditions/Terms-e-Document.aspx. Attention is drawn to the limitation of liability, indemnification and jurisdiction issues defined therein. Any holder of this document is advised that information contained hereon reflects the Company's findings at the time of its intervention only and within the limits of Client's instructions, if any. The Company's sole responsibility is to its Client and this document does not exonerate parties to a transaction from exercising all their rights and obligations under the transaction documents. This document cannot be reproduced except in full, without prior written approval of the Company. Any unauthorized alteration, forgery or falsification of the content or appearance of this document is unlawful and offenders may be prosecuted to the fullest extent of the law. Unless otherwise stated the results shown in this test report refer only to the sample(s) tested and such sample(s) are retained for 30 days only.
Attention: To check the authenticity of testing /inspection report & certificate, please contact us at telephone: (86-755) 8307 1443, or email: CN.Doccheck@sgs.com
SGS-CSTC Standards Technical Services Co., Ltd. Shenzhen Branch
No.1 Workshop, M-10, Middle Section, Science & Technology Park, Shenzhen, China 518057 t (86-755) 26012053 f (86-755) 26710594 www.sgsgroup.com.cn
中国·深圳·科技园中区M-10栋一号厂房 邮编: 518057 t (86-755) 26012053 f (86-755) 26710594 sgs.china@sgs.com
Member of the SGS Group (SGS SA)

3. For 5G NR test procedure was following step similar FCC KDB 941225 D05:
   a. For DFT-OFDM and CP-OFDM output power measurement reduction, according to 3GPP 38.101 maximum power reduction for power class 3, the CP-OFDM mode will not higher than DFT-OFDM mode, therefore, similar FCC KDB 941225 D05 procedure for other modulation output power for each RB allocation configuration is > not ½ dB higher than the same configuration in DFT-QPSK and the reported SAR for the DFT-QPSK configuration is ≤ 1.45 W/kg; CP-OFDM testing is not required.
   b. For DFT-OFDM output power measurement reduction, according to 38.101 maximum power reduction for power class 3, for PI/2 BPSK/16QAM/64QMA/256QAM and smaller bandwidth output power will spot check largest channel bandwidth worst RB configuration to ensure the PI/2 BPSK/16QAM/64QMA/256QAM and smaller bandwidth output power will not ½ dB higher than the same configuration in the largest supported bandwidth.
   c. SAR testing start with the largest SCS and largest channel bandwidth and measure SAR for QPSK with 1 RB allocation, using the RB offset and required test channel combination with the highest maximum output power for RB offsets at the upper edge, middle and lower edge of each required test channel.
   d. 50% RB allocation for QPSK SAR testing follows 1RB QPSK allocation procedure
   e. QPSK with 100% RB allocation, SAR is not required when the highest maximum output power for 100 % RB allocation is less than the highest maximum output power in 50% and 1 RB allocations and the highest reported SAR for 1 RB and 50% RB allocation are ≤ 0.8 W/kg. Otherwise, SAR is measured for the highest output power channel; and if the reported SAR is > 1.45 W/kg, the remaining required test channels must also be tested.
   f. PI/2 BPSK/16QAM/64QAM/256QAM output powers according to 3GPP MPR will not ½ dB higher than the same configuration in QPSK, also reported SAR for the QPSK configuration is less than 1.45 W/kg, PI/2 BPSK/16QAM/64QAM/256QAM SAR testing are not required.
   g. Smaller SCS/bandwidth output power for each RB allocation configuration for this device will not ½ dB higher than the same configuration in the largest supported bandwidth, and the reported SAR for the largest supported bandwidth is ≤ 1.45 W/kg, smaller bandwidth SAR testing is not required for this device

Unless otherwise agreed in writing, this document is issued by the Company subject to its General Conditions of Service printed overleaf, available on request or accessible at http://www.sgs.com/en/Terms-and-Conditions.aspx and, for electronic format documents, subject to Terms and Conditions for Electronic Documents at http://www.sgs.com/en/Terms-and-Conditions/Terms-e-Document.aspx. Attention is drawn to the limitation of liability, indemnification and jurisdiction issues defined therein. Any holder of this document is advised that information contained hereon reflects the Company's findings at the time of its intervention only and within the limits of Client's instructions, if any. The Company's sole responsibility is to its Client and this document does not exonerate parties to a transaction from exercising all their rights and obligations under the transaction documents. This document cannot be reproduced except in full, without prior written approval of the Company. Any unauthorized alteration, forgery or falsification of the content or appearance of this document is unlawful and offenders may be prosecuted to the fullest extent of the law. Unless otherwise stated the results shown in this test report refer only to the sample(s) tested and such sample(s) are retained for 30 days only.
Attention: To check the authenticity of testing /inspection report & certificate, please contact us at telephone: (86-755) 8307 1443, or email: CN.Doccheck@sgs.com
SGS-CSTC Standards Technical Services Co., Ltd. Shenzhen Branch
No.1 Workshop, M-10, Middle Section, Science & Technology Park, Shenzhen, China 518057 t (86-755) 26012053 f (86-755) 26710594 www.sgsgroup.com.cn
中国·深圳·科技园中区M-10栋一号厂房 邮编: 518057 t (86-755) 26012053 f (86-755) 26710594 sgs.china@sgs.com
Member of the SGS Group (SGS SA)

4. MPR

MPR is permanently implemented for this device by the manufacturer. The specific manufacturer target MPR is indicated alongside the SAR results. MPR is enabled for this device, according to 3GPP TS 38.101-1 Section 6.2.2 under Table 6.2.2 -1.

Modulation		MPR (dB)		
		Edge RB allocations	Outer RB allocations	Inner RB allocations
DFT-s-OFDM	PI/2 BPSK	≤ 3.5[1]	≤ 1.2[1]	≤ 0.2[1]
		≤ 0.5[2]	≤ 0.5[2]	0[2]
	QPSK	≤ 1		0
	16 QAM	≤ 2		≤ 1
	64 QAM	≤ 2.5		
	256 QAM	≤ 4.5		
CP-OFDM	QPSK	≤ 3		≤ 1.5
	16 QAM	≤ 3		≤ 2
	64 QAM	≤ 3.5		
	256 QAM	≤ 6.5		

NOTE 1: Applicable for UE operating in TDD mode with Pi/2 BPSK modulation and UE indicates support for UE capability powerBoosting-pi2BPSK and if the IE powerBoostPi2BPSK is set to 1 and 40 % or less slots in radio frame are used for UL transmission for bands n41, n77. The reference power of 0 dB MPR is 26dBm.

NOTE 2: Applicable for UE operating in FDD mode, or in TDD mode in bands other than n41, n77 with Pi/2 BPSK modulation and if the IE powerBoostPi2BPSK is set to 0 and if more than 40 % of slots in radio frame are used for UL transmission for bands n41, n77.

Unless otherwise agreed in writing, this document is issued by the Company subject to its General Conditions of Service printed overleaf, available on request or accessible at http://www.sgs.com/en/Terms-and-Conditions.aspx and, for electronic format documents, subject to Terms and Conditions for Electronic Documents at http://www.sgs.com/en/Terms-and-Conditions/Terms-e-Document.aspx. Attention is drawn to the limitation of liability, indemnification and jurisdiction issues defined therein. Any holder of this document is advised that information contained hereon reflects the Company's findings at the time of its intervention only and within the limits of Client's instructions, if any. The Company's sole responsibility is to its Client and this document does not exonerate parties to a transaction from exercising all their rights and obligations under the transaction documents. This document cannot be reproduced except in full, without prior written approval of the Company. Any unauthorized alteration, forgery or falsification of the content or appearance of this document is unlawful and offenders may be prosecuted to the fullest extent of the law. Unless otherwise stated the results shown in this test report refer only to the sample(s) tested and such sample(s) are retained for 30 days only.
Attention: To check the authenticity of testing /inspection report & certificate, please contact us at telephone: (86-755) 8307 1443, or email: CN.Doccheck@sgs.com
SGS-CSTC Standards Technical Services Co., Ltd. Shenzhen Branch
No.1 Workshop, M-10, Middle Section, Science & Technology Park, Shenzhen, China 518057 t (86-755) 26012053 f (86-755) 26710594 www.sgsgroup.com.cn
中国·深圳·科技园中区M-10栋一号厂房 邮编: 518057 t (86-755) 26012053 f (86-755) 26710594 sgs.china@sgs.com
Member of the SGS Group (SGS SA)

8 Test Result

8.1 Measurement of RF Conducted Power

Note: The detailed conducted power table can refer to Appendix E.

8.1.1 Conducted Power of GSM

Note:

1）. CMW500 measures GSM peak and average output power for active timeslots. For SAR the time based average power is relevant. The difference in between depends on the duty cycle of the TDMA signal:

No. of timeslots	1	2	3	4
Duty Cycle	1:8.3	1:4.15	1:2.77	1:2.075
Time based avg. power compared to slotted avg. power	-9.19	-6.18	-4.42	-3.17

2）. The frame-averaged power is linearly proportion to the slot number configured and it is linearly scaled the maximum burst-averaged power based on time slots. The calculated method is shown as below:
Frame-averaged power = 10 x log (Burst-averaged power mW x Slot used / 8

3）. When the maximum output power variation across the required test channels is > ½ dB, instead of the middle channel, the highest output power channel must be used

8.1.2 Conducted Power of WCDMA

Note:

1) when the maximum output power variation across the required test channels is > ½ dB, instead of the middle channel, the highest output power channel must be used.

8.1.3 Conducted Power of LTE

Unless otherwise agreed in writing, this document is issued by the Company subject to its General Conditions of Service printed overleaf, available on request or accessible at http://www.sgs.com/en/Terms-and-Conditions.aspx and, for electronic format documents, subject to Terms and Conditions for Electronic Documents at http://www.sgs.com/en/Terms-and-Conditions/Terms-e-Document.aspx. Attention is drawn to the limitation of liability, indemnification and jurisdiction issues defined therein. Any holder of this document is advised that information contained hereon reflects the Company's findings at the time of its intervention only and within the limits of Client's instructions, if any. The Company's sole responsibility is to its Client and this document does not exonerate parties to a transaction from exercising all their rights and obligations under the transaction documents. This document cannot be reproduced except in full, without prior written approval of the Company. Any unauthorized alteration, forgery or falsification of the content or appearance of this document is unlawful and offenders may be prosecuted to the fullest extent of the law. Unless otherwise stated the results shown in this test report refer only to the sample(s) tested and such sample(s) are retained for 30 days only.
Attention: To check the authenticity of testing /inspection report & certificate, please contact us at telephone: (86-755) 8307 1443, or email: CN.Doccheck@sgs.com
No.1 Workshop, M-10, Middle Section, Science & Technology Park, Shenzhen, China 518057 t (86-755) 26012053 f (86-755) 26710594 www.sgsgroup.com.cn
中国·深圳·科技园中区M-10栋一号厂房 邮编: 518057 t (86-755) 26012053 f (86-755) 26710594 sgs.china@sgs.com
Member of the SGS Group (SGS SA)

8.1.4 Conducted Power of Uplink LTE CA

The following conducted power measurement results of downlink LTE carrier aggregation are provided to quantify downlink only carrier aggregation SAR test exclusion. Uplink maximum output power is measured with downlink carrier aggregation active, using the channel with highest measured maximum output power when downlink carrier aggregation is inactive, to confirm that when downlink carrier aggregation is active uplink maximum output power remains within the specified tune-up tolerance limits and not more than ¼ dB higher than the maximum output power measured when downlink carrier aggregation inactive.
Power test equipment: Anritsu Radio Communication Analyzer MT8821C were used.

8.1.4.1 Conducted Power of Uplink LTE CA

Note:
1) This device supports uplink carrier aggregation for LTE CA_7C, CA_38C, CA_41C with a maximum of two 20MHz component carriers.
2) According to FCC guidance, the output power with uplink CA active was measured for the high / middle / low channel configuration with the highest reported SAR for each exposure condition, the power was measured with wideband signal integration over both component carriers.
3) In applying the power measurement procedures of KDB 941225 D05A for DL CA to qualify for UL SAR test exclusion, power measurement is required only for the subset in each row with the largest combination of frequency bands and CCs.
4) Maximum output power measurement is required for each UL CA configuration for the required test channels described in KDB 941225 D05.

Unless otherwise agreed in writing, this document is issued by the Company subject to its General Conditions of Service printed overleaf, available on request or accessible at http://www.sgs.com/en/Terms-and-Conditions.aspx and, for electronic format documents, subject to Terms and Conditions for Electronic Documents at http://www.sgs.com/en/Terms-and-Conditions/Terms-e-Document.aspx. Attention is drawn to the limitation of liability, indemnification and jurisdiction issues defined therein. Any holder of this document is advised that information contained hereon reflects the Company's findings at the time of its intervention only and within the limits of Client's instructions, if any. The Company's sole responsibility is to its Client and this document does not exonerate parties to a transaction from exercising all their rights and obligations under the transaction documents. This document cannot be reproduced except in full, without prior written approval of the Company. Any unauthorized alteration, forgery or falsification of the content or appearance of this document is unlawful and offenders may be prosecuted to the fullest extent of the law. Unless otherwise stated the results shown in this test report refer only to the sample(s) tested and such sample(s) are retained for 30 days only.
Attention: To check the authenticity of testing /inspection report & certificate, please contact us at telephone: (86-755) 8307 1443, or email: CN.Doccheck@sgs.com
No.1 Workshop, M-10, Middle Section, Science & Technology Park, Shenzhen, China 518057 t (86-755) 26012053 f (86-755) 26710594 www.sgsgroup.com.cn
中国·深圳·科技园中区M-10栋一号厂房 邮编: 518057 t (86-755) 26012053 f (86-755) 26710594 sgs.china@sgs.com
Member of the SGS Group (SGS SA)

8.1.4.2 Conducted Power of Downlink LTE CA

In this section, the following conducted power measurement results of downlink LTE carrier aggregation are provided to quantify downlink only carrier aggregation SAR test exclusion per KDB 941225 D05A.Uplink maximum output power is measured with downlink carrier aggregation active, using the channel with highest measured maximum output power when downlink carrier aggregation is inactive, to confirm that when downlink carrier aggregation is active uplink maximum output power remains within the specified tune-up tolerance limits and not more than ¼ dB higher than the maximum output power measured when downlink carrier aggregation inactive, therefore SAR evaluation with downlink carrier aggregation can be excluded.
Power test equipment: Anritsu Radio Communication Analyzer MT8821C

The possible downlink LTE CA combinations supported by this device are as below tables per 3GPP TS 36.101 V15.4.0. The detailed conducted power measurement results of downlink LTE CA are provided in the SAR report per 3GPP TS 36.521-1 V14.4.0. According to KDB 941225 D05A, the downlink only carrier aggregation conditions for this device can be excluded from SAR testing.

The conducted power measurement results of downlink LTE CA Conducted Power are as below, so the downlink only carrier aggregation conditions for this device can be excluded from SAR testing

In applying the existing power measurement procedures for DL CA SAR test exclusion, the configurations that require power measurements are highlighted in the table as below:

1 Band / 2CC	2 Bands / 2CC	2 Bands / 3CC	2 Bands / 4CC	3 Bands / 3CC	3 Bands / 4CC
CA_2C					
	CA_2A-4A			CA_2A-4A-5A	
	CA_2A-5A			CA_2A-4A-5A	
	CA_2A-7A	CA_2A-7A-7A			
	CA_4A-5A			CA_2A-4A-5A	
	CA_4A-7A			CA_2A-4A-7A	
	CA_5A-7A			CA_5A-7A-66A	CA_5A-7A-66A-66A
	CA_5A-66A	CA_5A-66A-66A			CA_5A-7A-66A-66A
CA_7A-7A		CA_5A-7A-7A			
CA_7C		CA_4A-7C			CA_2A-4A-7C
		CA_2A-7C			CA_2A-4A-7C
	CA_7A-42A				
	CA_12A-66A	CA_12A-66A-66A			
CA_38C					
CA_41A-41A					
CA_41C					
CA_66A-66A		CA_5A-66A-66A			CA_5A-7A-66A-66A
	CA_7A-66A	CA_7A-66A-66A			CA_5A-7A-66A-66A
	CA_2A-66A				
CA_38A-38A					
		CA_5A-7C			CA_5A-7C-66A
		CA_7C-66A	CA_7C-66A-66A		

Note:
The downlink LTE CA SAR test is not required since the maximum output power for downlink LTE CA was not more than 0.25dB higher than the maximum output power for without downlink LTE CA.

Unless otherwise agreed in writing, this document is issued by the Company subject to its General Conditions of Service printed overleaf, available on request or accessible at http://www.sgs.com/en/Terms-and-Conditions.aspx and, for electronic format documents, subject to Terms and Conditions for Electronic Documents at http://www.sgs.com/en/Terms-and-Conditions/Terms-e-Document.aspx. Attention is drawn to the limitation of liability, indemnification and jurisdiction issues defined therein. Any holder of this document is advised that information contained hereon reflects the Company's findings at the time of its intervention only and within the limits of Client's instructions, if any. The Company's sole responsibility is to its Client and this document does not exonerate parties to a transaction from exercising all their rights and obligations under the transaction documents. This document cannot be reproduced except in full, without prior written approval of the Company. Any unauthorized alteration, forgery or falsification of the content or appearance of this document is unlawful and offenders may be prosecuted to the fullest extent of the law. Unless otherwise stated the results shown in this test report refer only to the sample(s) tested and such sample(s) are retained for 30 days only.
Attention: To check the authenticity of testing /inspection report & certificate, please contact us at telephone: (86-755) 8307 1443, or email: CN.Doccheck@sgs.com
SGS-CSTC Standards Technical Services Co., Ltd. Shenzhen Branch
No.1 Workshop, M-10, Middle Section, Science & Technology Park, Shenzhen, China 518057 t (86-755) 26012053 f (86-755) 26710594 www.sgsgroup.com.cn
中国·深圳·科技园中区M-10栋一号厂房 邮编: 518057 t (86-755) 26012053 f (86-755) 26710594 sgs.china@sgs.com
Member of the SGS Group (SGS SA)

8.1.5 Conducted Power of WIFI

Note:
a) Power must be measured at each transmit antenna port according to the DSSS and OFDM transmission configurations in each standalone and aggregated frequency band.
b) Power measurement is required for the transmission mode configuration with the highest maximum output power specified for production units.
1) When the same highest maximum output power specification applies to multiple transmission modes, the largest channel bandwidth configuration with the lowest order modulation and lowest data rate is measured.
2) When the same highest maximum output power is specified for multiple largest channel bandwidth configurations with the same lowest order modulation or lowest order modulation and lowest data rate, power measurement is required for all equivalent 802.11 configurations with the same maximum output power.
c) For each transmission mode configuration, power must be measured for the highest and lowest channels; and at the mid-band channel(s) when there are at least 3 channels. For configurations with multiple mid-band channels, due to an even number of channels, both channels should be measured.

Unless otherwise agreed in writing, this document is issued by the Company subject to its General Conditions of Service printed overleaf, available on request or accessible at http://www.sgs.com/en/Terms-and-Conditions.aspx and, for electronic format documents, subject to Terms and Conditions for Electronic Documents at http://www.sgs.com/en/Terms-and-Conditions/Terms-e-Document.aspx. Attention is drawn to the limitation of liability, indemnification and jurisdiction issues defined therein. Any holder of this document is advised that information contained hereon reflects the Company's findings at the time of its intervention only and within the limits of Client's instructions, if any. The Company's sole responsibility is to its Client and this document does not exonerate parties to a transaction from exercising all their rights and obligations under the transaction documents. This document cannot be reproduced except in full, without prior written approval of the Company. Any unauthorized alteration, forgery or falsification of the content or appearance of this document is unlawful and offenders may be prosecuted to the fullest extent of the law. Unless otherwise stated the results shown in this test report refer only to the sample(s) tested and such sample(s) are retained for 30 days only.
Attention: To check the authenticity of testing /inspection report & certificate, please contact us at telephone: (86-755) 8307 1443, or email: CN.Doccheck@sgs.com
SGS-CSTC Standards Technical Services Co., Ltd. Shenzhen Branch
No.1 Workshop, M-10, Middle Section, Science & Technology Park, Shenzhen, China 518057 t (86-755) 26012053 f (86-755) 26710594 www.sgsgroup.com.cn
中国·深圳·科技园中区M-10栋一号厂房 邮编: 518057 t (86-755) 26012053 f (86-755) 26710594 sgs.china@sgs.com
Member of the SGS Group (SGS SA)

8.1.6 Conducted Power of BT

DH5 Duty Cycle=2.87786/3.75047=76.73%

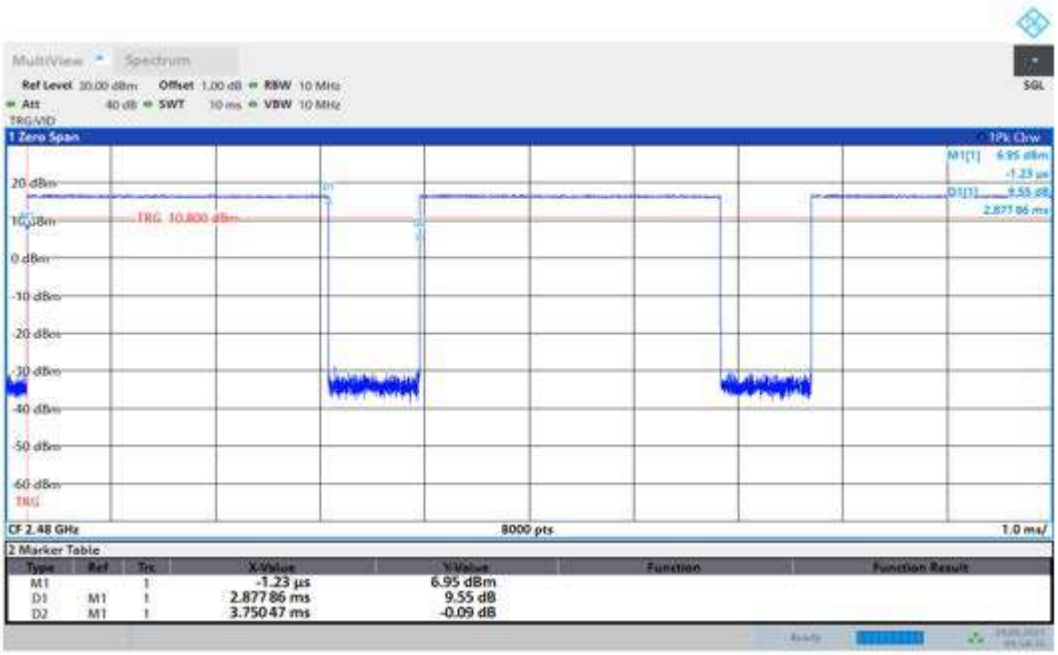

Note:
1)The conducted power of BT is measured with RMS detector.

Unless otherwise agreed in writing, this document is issued by the Company subject to its General Conditions of Service printed overleaf, available on request or accessible at http://www.sgs.com/en/Terms-and-Conditions.aspx and, for electronic format documents, subject to Terms and Conditions for Electronic Documents at http://www.sgs.com/en/Terms-and-Conditions/Terms-e-Document.aspx. Attention is drawn to the limitation of liability, indemnification and jurisdiction issues defined therein. Any holder of this document is advised that information contained hereon reflects the Company's findings at the time of its intervention only and within the limits of Client's instructions, if any. The Company's sole responsibility is to its Client and this document does not exonerate parties to a transaction from exercising all their rights and obligations under the transaction documents. This document cannot be reproduced except in full, without prior written approval of the Company. Any unauthorized alteration, forgery or falsification of the content or appearance of this document is unlawful and offenders may be prosecuted to the fullest extent of the law. Unless otherwise stated the results shown in this test report refer only to the sample(s) tested and such sample(s) are retained for 30 days only.
Attention: To check the authenticity of testing /inspection report & certificate, please contact us at telephone: (86-755) 8307 1443, or email: CN.Doccheck@sgs.com
No.1 Workshop, M-10, Middle Section, Science & Technology Park, Shenzhen, China 518057 t (86-755) 26012053 f (86-755) 26710594 www.sgsgroup.com.cn
中国·深圳·科技园中区M-10栋一号厂房 邮编: 518057 t (86-755) 26012053 f (86-755) 26710594 sgs.china@sgs.com
Member of the SGS Group (SGS SA)

8.2 Stand-alone SAR test evaluation

Unless specifically required by the published RF exposure KDB procedures, standalone 1-g head or body and Product specific 10g SAR evaluation for general population exposure conditions, by measurement or numerical simulation, is not required when the corresponding SAR Test Exclusion Threshold condition is satisfied. These test exclusion conditions are based on source-based time-averaged maximum conducted output power of the RF channel requiring evaluation, adjusted for tune-up tolerance, and the minimum test separation distance required for the exposure conditions.

Freq. Band	Frequency (GHz)	Position	Average Power		Test Separation (mm)	Calculate Value	Exclusion Threshold	Exclusion (Y/N)
			dBm	mW				
Wi-Fi	2.45	Head	15.5	35.5	0	11.1	3	N
		Body-worn	17.5	56.2	15	5.9	3	N
		hotspot	17.5	56.2	10	8.8	3	N
Wi-Fi	5	Head	12.5	17.8	0	8.0	3	N
		Body-worn	17.5	56.2	15	8.4	3	N
		hotspot	19.0	79.4	10	17.8	3	N
Bluetooth	2.48	Head	15.5	35.5	0	11.2	3	N
		Body-worn	15.5	35.5	15	3.7	3	N
		hotspot	15.5	35.5	10	5.6	3	N

The 1-g and 10-g SAR test exclusion thresholds for 100 MHz to 6 GHz at test separation distances ≤ 50 mm are determined by:

[(max. power of channel, including tune-up tolerance, mW)/(min. test separation distance, mm)] · [√f(GHz)] ≤ 3.0 for 1-g SAR and ≤ 7.5 for 10-g extremity SAR, where

- f(GHz) is the RF channel transmit frequency in GHz
- Power and distance are rounded to the nearest mW and mm before calculation
- The result is rounded to one decimal place for comparison

The test exclusions are applicable only when the minimum test separation distance is ≤ 50 mm and for transmission frequencies between 100 MHz and 6 GHz. When the minimum test separation distance is < 5 mm, a distance of 5 mm is applied to determine SAR test exclusion.

Unless otherwise agreed in writing, this document is issued by the Company subject to its General Conditions of Service printed overleaf, available on request or accessible at http://www.sgs.com/en/Terms-and-Conditions.aspx and, for electronic format documents, subject to Terms and Conditions for Electronic Documents at http://www.sgs.com/en/Terms-and-Conditions/Terms-e-Document.aspx. Attention is drawn to the limitation of liability, indemnification and jurisdiction issues defined therein. Any holder of this document is advised that information contained hereon reflects the Company's findings at the time of its intervention only and within the limits of Client's instructions, if any. The Company's sole responsibility is to its Client and this document does not exonerate parties to a transaction from exercising all their rights and obligations under the transaction documents. This document cannot be reproduced except in full, without prior written approval of the Company. Any unauthorized alteration, forgery or falsification of the content or appearance of this document is unlawful and offenders may be prosecuted to the fullest extent of the law. Unless otherwise stated the results shown in this test report refer only to the sample(s) tested and such sample(s) are retained for 30 days only.
Attention: To check the authenticity of testing /inspection report & certificate, please contact us at telephone: (86-755) 8307 1443, or email: CN.Doccheck@sgs.com
No.1 Workshop, M-10, Middle Section, Science & Technology Park, Shenzhen, China 518057 t (86-755) 26012053 f (86-755) 26710594 www.sgsgroup.com.cn
中国·深圳·科技园中区M-10栋一号厂房 邮编: 518057 t (86-755) 26012053 f (86-755) 26710594 sgs.china@sgs.com
Member of the SGS Group (SGS SA)

8.3 Measurement of SAR Data

Note:

1) The maximum Scaled SAR value is marked in bold. Graph results refer to Appendix B.

2) Per KDB447498 D01, testing of other required channels within the operating mode of a frequency band is not required when the reported 1-g or 10-g SAR for the mid-band or highest output power channel is:

- ≤ 0.8W/kg for 1-g or 2.0W/kg for 10-g respectively, when the transmission band is ≤ 100MHz.
- ≤ 0.6 W/kg or 1.5 W/kg, for 1-g or 10-g respectively, when the transmission band is between 100 MHz and 200 MHz.
- ≤ 0.4 W/kg or 1.0 W/kg, for 1-g or 10-g respectively, when the transmission band is ≥ 200 MHz.

WiFi 2.4G:

1) When the highest reported SAR for the initial test configuration is adjusted by the ratio of the subsequent test configuration to initial test configuration specified maximum output power and the adjusted SAR is ⩽ 1.2 W/kg, SAR test for the other 802.11 modes are not required.

WiFi 5G:

1) When the same maximum output power is specified for both bands, begin SAR measurement in U-NII-2A band by applying the OFDM SAR requirements. As the highest reported SAR for a test configuration is ⩽ 1.2 W/kg, SAR is not required for U-NII-1 band for that configuration.
2) For Wi-Fi 5G, U-NII-2A (5250-5350 MHz) and U-NII-2C (5470-5725 MHz) bands does not support hotspot function.
3) When the highest reported SAR for the initial test configuration is adjusted by the ratio of the subsequent test configuration to initial test configuration specified maximum output power and the adjusted SAR is ⩽ 1.2 W/kg, SAR test for the other 802.11 modes are not required.

Unless otherwise agreed in writing, this document is issued by the Company subject to its General Conditions of Service printed overleaf, available on request or accessible at http://www.sgs.com/en/Terms-and-Conditions.aspx and, for electronic format documents, subject to Terms and Conditions for Electronic Documents at http://www.sgs.com/en/Terms-and-Conditions/Terms-e-Document.aspx. Attention is drawn to the limitation of liability, indemnification and jurisdiction issues defined therein. Any holder of this document is advised that information contained hereon reflects the Company's findings at the time of its intervention only and within the limits of Client's instructions, if any. The Company's sole responsibility is to its Client and this document does not exonerate parties to a transaction from exercising all their rights and obligations under the transaction documents. This document cannot be reproduced except in full, without prior written approval of the Company. Any unauthorized alteration, forgery or falsification of the content or appearance of this document is unlawful and offenders may be prosecuted to the fullest extent of the law. Unless otherwise stated the results shown in this test report refer only to the sample(s) tested and such sample(s) are retained for 30 days only.
Attention: To check the authenticity of testing /inspection report & certificate, please contact us at telephone: (86-755) 8307 1443, or email: CN.Doccheck@sgs.com
No.1 Workshop, M-10, Middle Section, Science & Technology Park, Shenzhen, China 518057 t (86-755) 26012053 f (86-755) 26710594 www.sgsgroup.com.cn
中国·深圳·科技园中区M-10栋一号厂房 邮编: 518057 t (86-755) 26012053 f (86-755) 26710594 sgs.china@sgs.com
Member of the SGS Group (SGS SA)

8.3.1 SAR Result of GSM850

ANT1 Test Record										
Test position	**Test mode**	**Test Ch./Freq.**	**Duty Cycle**	**SAR (W/kg)1-g**	**Power Drift(dB)**	**Conducted Power(dBm)**	**Tune up Limit(dBm)**	**Scaled factor**	**Scaled SAR(W/kg)**	**Liquid Temp**
Head Test data										
Left cheek	GSM	190/836.6	1:8.3	0.254	-0.02	32.94	34.00	1.276	0.324	22.1
Left tilted	GSM	190/836.6	1:8.3	0.100	0.13	32.94	34.00	1.276	0.128	22.1
Right cheek	GSM	190/836.6	1:8.3	0.219	0.15	32.94	34.00	1.276	0.280	22.1
Right tilted	GSM	190/836.6	1:8.3	0.108	0.14	32.94	34.00	1.276	0.138	22.1
Body worn Test data(Separate 15mm)										
Front side	GSM	190/836.6	1:8.3	0.267	0.05	32.94	34.00	1.276	0.341	22.1
Back side	GSM	190/836.6	1:8.3	0.276	-0.11	32.94	34.00	1.276	0.352	22.1
Hotspot Test data(Separate 10mm)										
Front side	GPRS 4TS	190/836.6	1:2.075	0.293	0.07	26.26	28.00	1.493	0.437	22.1
Back side	GPRS 4TS	190/836.6	1:2.075	0.415	-0.01	26.26	28.00	1.493	0.620	22.1
Right side	GPRS 4TS	190/836.6	1:2.075	0.153	0.11	26.26	28.00	1.493	0.228	22.1
Bottom side	GPRS 4TS	190/836.6	1:2.075	0.216	0.08	26.26	28.00	1.493	0.322	22.1
ANT3 Test Record										
Test position	**Test mode**	**Test Ch./Freq.**	**Duty Cycle**	**SAR (W/kg)1-g**	**Power Drift(dB)**	**Conducted Power(dBm)**	**Tune up Limit(dBm)**	**Scaled factor**	**Scaled SAR(W/kg)**	**Liquid Temp**
Head Test data										
Left cheek	GSM	190/836.6	1:8.3	0.146	-0.15	30.41	31.50	1.285	0.188	22.1
Left tilted	GSM	190/836.6	1:8.3	0.014	0.04	30.41	31.50	1.285	0.018	22.1
Right cheek	GSM	190/836.6	1:8.3	0.070	-0.02	30.41	31.50	1.285	0.090	22.1
Right tilted	GSM	190/836.6	1:8.3	0.014	-0.14	30.41	31.50	1.285	0.018	22.1
Body worn Test data(Separate 15mm)										
Front side	GSM	190/836.6	1:8.3	0.259	0.10	32.36	33.50	1.300	0.337	22.1
Back side	GSM	190/836.6	1:8.3	0.222	-0.20	32.36	33.50	1.300	0.289	22.1
Hotspot Test data(Separate 10mm)										
Front side	GPRS 4TS	190/836.6	1:2.075	0.283	0.12	23.79	25.50	1.483	0.420	22.1
Back side	GPRS 4TS	190/836.6	1:2.075	0.204	-0.12	23.79	25.50	1.483	0.302	22.1
Left side	GPRS 4TS	190/836.6	1:2.075	0.438	0.13	23.79	25.50	1.483	0.649	22.1

Table 11：SAR of GSM850

Unless otherwise agreed in writing, this document is issued by the Company subject to its General Conditions of Service printed overleaf, available on request or accessible at http://www.sgs.com/en/Terms-and-Conditions.aspx and, for electronic format documents, subject to Terms and Conditions for Electronic Documents at http://www.sgs.com/en/Terms-and-Conditions/Terms-e-Document.aspx. Attention is drawn to the limitation of liability, indemnification and jurisdiction issues defined therein. Any holder of this document is advised that information contained hereon reflects the Company's findings at the time of its intervention only and within the limits of Client's instructions, if any. The Company's sole responsibility is to its Client and this document does not exonerate parties to a transaction from exercising all their rights and obligations under the transaction documents. This document cannot be reproduced except in full, without prior written approval of the Company. Any unauthorized alteration, forgery or falsification of the content or appearance of this document is unlawful and offenders may be prosecuted to the fullest extent of the law. Unless otherwise stated the results shown in this test report refer only to the sample(s) tested and such sample(s) are retained for 30 days only.
Attention: To check the authenticity of testing /inspection report & certificate, please contact us at telephone: (86-755) 8307 1443, or email: CN.Doccheck@sgs.com
SGS-CSTC Standards Technical Services Co., Ltd. Shenzhen Branch
No.1 Workshop, M-10, Middle Section, Science & Technology Park, Shenzhen, China 518057 t (86-755) 26012053 f (86-755) 26710594 www.sgsgroup.com.cn
中国·深圳·科技园中区M-10栋一号厂房 邮编: 518057 t (86-755) 26012053 f (86-755) 26710594 sgs.china@sgs.com
Member of the SGS Group (SGS SA)

8.3.2 SAR Result of GSM1900

ANT2 Test Record										
Test position	**Test mode**	**Test Ch./Freq.**	**Duty Cycle**	**SAR (W/kg)1-g**	**Power Drift(dB)**	**Conducted Power(dBm)**	**Tune up Limit(dBm)**	**Scaled factor**	**Scaled SAR(W/kg)**	**Liquid Temp**
Head Test data										
Left cheek	GSM	661/1880	1:8.3	0.070	0.12	29.93	31.00	1.279	0.090	22.3
Left tilted	GSM	661/1880	1:8.3	0.044	0.13	29.93	31.00	1.279	0.056	22.3
Right cheek	GSM	661/1880	1:8.3	0.063	0.16	29.93	31.00	1.279	0.081	22.3
Right tilted	GSM	661/1880	1:8.3	0.030	0.12	29.93	31.00	1.279	0.038	22.3
Body worn Test data(Separate 15mm)										
Front side	GSM	661/1880	1:8.3	0.153	0.03	29.93	31.00	1.279	0.196	22.3
Back side	GSM	661/1880	1:8.3	0.224	-0.09	29.93	31.00	1.279	0.287	22.3
Hotspot Test data(Separate 10mm)										
Front side	GPRS 4TS	661/1880	1:2.075	0.402	0.08	24.36	25.00	1.159	0.466	22.3
Back side	GPRS 4TS	661/1880	1:2.075	0.314	-0.05	24.36	25.00	1.159	0.364	22.3
Left side	GPRS 4TS	661/1880	1:2.075	0.147	-0.16	24.36	25.00	1.159	0.170	22.3
Bottom side	GPRS 4TS	661/1880	1:2.075	0.450	-0.17	24.36	25.00	1.159	0.521	22.3
ANT5 Test Record										
Test position	**Test mode**	**Test Ch./Freq.**	**Duty Cycle**	**SAR (W/kg)1-g**	**Power Drift(dB)**	**Conducted Power(dBm)**	**Tune up Limit(dBm)**	**Scaled factor**	**Scaled SAR(W/kg)**	**Liquid Temp**
Head Test data										
Left cheek	GSM	661/1880	1:8.3	0.270	0.04	27.73	28.70	1.250	0.338	22.3
Left tilted	GSM	661/1880	1:8.3	0.404	0.02	27.73	28.70	1.250	0.505	22.3
Right cheek	GSM	661/1880	1:8.3	0.485	0.04	27.73	28.70	1.250	0.606	22.3
Right tilted	GSM	661/1880	1:8.3	0.465	-0.07	27.73	28.70	1.250	0.581	22.3
Body worn Test data(Separate 15mm)										
Front side	GSM	661/1880	1:8.3	0.146	0.03	29.57	30.70	1.297	0.189	22.3
Back side	GSM	661/1880	1:8.3	0.190	-0.08	29.57	30.70	1.297	0.246	22.3
Hotspot Test data(Separate 10mm)										
Front side	GPRS 4TS	661/1880	1:2.075	0.243	0.14	22.00	22.70	1.175	0.286	22.3
Back side	GPRS 4TS	661/1880	1:2.075	0.401	-0.07	22.00	22.70	1.175	0.471	22.3
Left side	GPRS 4TS	661/1880	1:2.075	0.146	-0.03	22.00	22.70	1.175	0.172	22.3
Top side	GPRS 4TS	661/1880	1:2.075	0.475	0.00	22.00	22.70	1.175	0.558	22.3

Table 12：SAR of GSM1900

Unless otherwise agreed in writing, this document is issued by the Company subject to its General Conditions of Service printed overleaf, available on request or accessible at http://www.sgs.com/en/Terms-and-Conditions.aspx and, for electronic format documents, subject to Terms and Conditions for Electronic Documents at http://www.sgs.com/en/Terms-and-Conditions/Terms-e-Document.aspx. Attention is drawn to the limitation of liability, indemnification and jurisdiction issues defined therein. Any holder of this document is advised that information contained hereon reflects the Company's findings at the time of its intervention only and within the limits of Client's instructions, if any. The Company's sole responsibility is to its Client and this document does not exonerate parties to a transaction from exercising all their rights and obligations under the transaction documents. This document cannot be reproduced except in full, without prior written approval of the Company. Any unauthorized alteration, forgery or falsification of the content or appearance of this document is unlawful and offenders may be prosecuted to the fullest extent of the law. Unless otherwise stated the results shown in this test report refer only to the sample(s) tested and such sample(s) are retained for 30 days only.
Attention: To check the authenticity of testing /inspection report & certificate, please contact us at telephone: (86-755) 8307 1443, or email: CN.Doccheck@sgs.com
No.1 Workshop, M-10, Middle Section, Science & Technology Park, Shenzhen, China 518057 t (86-755) 26012053 f (86-755) 26710594 www.sgsgroup.com.cn
中国·深圳·科技园中区M-10栋一号厂房 邮编: 518057 t (86-755) 26012053 f (86-755) 26710594 sgs.china@sgs.com
Member of the SGS Group (SGS SA)

8.3.3 SAR Result of WCDMA Band II

ANT2 Test Record										
Test position	**Test mode**	**Test Ch./Freq.**	**Duty Cycle**	**SAR (W/kg)1-g**	**Power Drift(dB)**	**Conducted Power(dBm)**	**Tune up Limit(dBm)**	**Scaled factor**	**Scaled SAR(W/kg)**	**Liquid Temp**
Head Test data										
Left cheek	RMC	9400/1880	1:1	0.159	-0.02	23.60	25.50	1.549	0.246	22.3
Left tilted	RMC	9400/1880	1:1	0.120	0.02	23.60	25.50	1.549	0.186	22.3
Right cheek	RMC	9400/1880	1:1	0.184	0.15	23.60	25.50	1.549	0.285	22.3
Right tilted	RMC	9400/1880	1:1	0.073	0.10	23.60	25.50	1.549	0.113	22.3
Body worn Test data(Separate 15mm)										
Front side	RMC	9400/1880	1:1	0.445	0.08	23.60	25.50	1.549	0.689	22.3
Back side	RMC	9400/1880	1:1	0.535	-0.17	23.60	25.50	1.549	0.829	22.3
Back side	RMC	9400/1880	1:1	0.428	-0.13	23.64	25.50	1.535	0.657	22.3
Back side	RMC	9400/1880	1:1	0.516	-0.04	23.63	25.50	1.538	0.794	22.3
Hotspot Test data(Separate 10mm)										
Front side	RMC	9400/1880	1:1	0.476	0.01	20.96	22.50	1.426	0.679	22.3
Back side	RMC	9400/1880	1:1	0.438	0.12	20.96	22.50	1.426	0.624	22.3
Left side	RMC	9400/1880	1:1	0.156	-0.13	20.96	22.50	1.426	0.222	22.3
Bottom side	RMC	9400/1880	1:1	0.645	-0.05	20.96	22.50	1.426	0.920	22.3
Bottom side	RMC	9262/1852.4	1:1	0.568	-0.02	21.13	22.50	1.371	0.779	22.3
Bottom side	RMC	9538/1907.6	1:1	0.656	0.19	21.20	22.50	1.349	0.885	22.3
Test position	**Test mode**	**Test Ch./Freq.**	**Duty Cycle**	**SAR (W/kg)10-g**	**Power Drift(dB)**	**Conducted Power(dBm)**	**Tune up Limit(dBm)**	**Scaled factor**	**Scaled SAR(W/kg)**	**Liquid Temp**
Product Specific 10-g SAR Sensor on(Separate 0mm)										
Front side	RMC	9400/1880	1:1	0.860	0.08	20.96	22.50	1.426	1.226	22.3
Back side	RMC	9400/1880	1:1	1.340	0.04	20.96	22.50	1.426	1.910	22.3
Bottom side	RMC	9400/1880	1:1	0.948	-0.15	20.96	22.50	1.426	1.351	22.3
Product Specific 10-g SAR Sensor off(Separate 15mm)										
Front side	RMC	9400/1880	1:1	0.258	0.08	23.60	25.50	1.549	0.400	22.3
Back side	RMC	9400/1880	1:1	0.317	-0.17	23.60	25.50	1.549	0.491	22.3
Bottom side	RMC	9400/1880	1:1	0.368	0.02	23.60	25.50	1.549	0.570	22.3
ANT5 Test Record										
Test position	**Test mode**	**Test Ch./Freq.**	**Duty Cycle**	**SAR (W/kg)1-g**	**Power Drift(dB)**	**Conducted Power(dBm)**	**Tune up Limit(dBm)**	**Scaled factor**	**Scaled SAR(W/kg)**	**Liquid Temp**
Head Test data										
Left cheek	RMC	9400/1880	1:1	0.384	0.05	17.35	19.20	1.531	0.588	22.3
Left tilted	RMC	9400/1880	1:1	0.477	0.03	17.35	19.20	1.531	0.730	22.3
Right cheek	RMC	9400/1880	1:1	0.580	0.03	17.35	19.20	1.531	0.888	22.3
Right cheek	RMC	9262/1852.4	1:1	0.583	0.07	17.37	19.20	1.524	0.889	22.3
Right cheek	RMC	9538/1907.6	1:1	0.660	0.09	17.41	19.20	1.510	0.997	22.3
Right tilted	RMC	9400/1880	1:1	0.438	0.02	17.35	19.20	1.531	0.671	22.3
Body worn Test data(Separate 15mm)										
Front side	RMC	9400/1880	1:1	0.341	0.07	23.30	25.20	1.549	0.528	22.3
Back side	RMC	9400/1880	1:1	0.462	0.06	23.30	25.20	1.549	0.716	22.3
Hotspot Test data(Separate 10mm)										
Front side	RMC	9400/1880	1:1	0.086	0.20	17.35	19.20	1.531	0.132	22.3
Back side	RMC	9400/1880	1:1	0.188	0.09	17.35	19.20	1.531	0.288	22.3
Left side	RMC	9400/1880	1:1	0.063	0.11	17.35	19.20	1.531	0.096	22.3
Top side	RMC	9400/1880	1:1	0.272	0.06	17.35	19.20	1.531	0.416	22.3
Test position	**Test mode**	**Test Ch./Freq.**	**Duty Cycle**	**SAR (W/kg)10-g**	**Power Drift(dB)**	**Conducted Power(dBm)**	**Tune up Limit(dBm)**	**Scaled factor**	**Scaled SAR(W/kg)**	**Liquid Temp**
Product Specific 10-g SAR Sensor on(Separate 0mm)										
Top side	RMC	9400/1880	1:1	1.480	-0.05	21.30	23.20	1.549	2.292	22.3

Unless otherwise agreed in writing, this document is issued by the Company subject to its General Conditions of Service printed overleaf, available on request or accessible at http://www.sgs.com/en/Terms-and-Conditions.aspx and, for electronic format documents, subject to Terms and Conditions for Electronic Documents at http://www.sgs.com/en/Terms-and-Conditions/Terms-e-Document.aspx. Attention is drawn to the limitation of liability, indemnification and jurisdiction issues defined therein. Any holder of this document is advised that information contained hereon reflects the Company's findings at the time of its intervention only and within the limits of Client's instructions, if any. The Company's sole responsibility is to its Client and this document does not exonerate parties to a transaction from exercising all their rights and obligations under the transaction documents. This document cannot be reproduced except in full, without prior written approval of the Company. Any unauthorized alteration, forgery or falsification of the content or appearance of this document is unlawful and offenders may be prosecuted to the fullest extent of the law. Unless otherwise stated the results shown in this test report refer only to the sample(s) tested and such sample(s) are retained for 30 days only.
Attention: To check the authenticity of testing /inspection report & certificate, please contact us at telephone: (86-755) 8307 1443, or email: CN.Doccheck@sgs.com
SGS-CSTC Standards Technical Services Co., Ltd. Shenzhen Branch
No.1 Workshop, M-10, Middle Section, Science & Technology Park, Shenzhen, China 518057 t (86-755) 26012053 f (86-755) 26710594 www.sgsgroup.com.cn
中国·深圳·科技园中区M-10栋一号厂房 邮编: 518057 t (86-755) 26012053 f (86-755) 26710594 sgs.china@sgs.com
Member of the SGS Group (SGS SA)

Top side	RMC	9262/1852.4	1:1	1.450	-0.04	21.20	23.20	1.585	2.298	22.3
Top side	RMC	9538/1907.6	1:1	1.520	-0.01	21.40	23.20	1.514	2.301	22.3
Product Specific 10-g SAR Sensor off(Separate 5mm)										
Top side	RMC	9400/1880	1:1	1.100	0.17	23.30	25.20	1.549	1.704	22.3

Table 13：SAR of WCDMA Band II

Unless otherwise agreed in writing, this document is issued by the Company subject to its General Conditions of Service printed overleaf, available on request or accessible at http://www.sgs.com/en/Terms-and-Conditions.aspx and, for electronic format documents, subject to Terms and Conditions for Electronic Documents at http://www.sgs.com/en/Terms-and-Conditions/Terms-e-Document.aspx. Attention is drawn to the limitation of liability, indemnification and jurisdiction issues defined therein. Any holder of this document is advised that information contained hereon reflects the Company's findings at the time of its intervention only and within the limits of Client's instructions, if any. The Company's sole responsibility is to its Client and this document does not exonerate parties to a transaction from exercising all their rights and obligations under the transaction documents. This document cannot be reproduced except in full, without prior written approval of the Company. Any unauthorized alteration, forgery or falsification of the content or appearance of this document is unlawful and offenders may be prosecuted to the fullest extent of the law. Unless otherwise stated the results shown in this test report refer only to the sample(s) tested and such sample(s) are retained for 30 days only.
Attention: To check the authenticity of testing /inspection report & certificate, please contact us at telephone: (86-755) 8307 1443, or email: CN.Doccheck@sgs.com
No.1 Workshop, M-10, Middle Section, Science & Technology Park, Shenzhen, China 518057 t (86-755) 26012053 f (86-755) 26710594 www.sgsgroup.com.cn
中国·深圳·科技园中区M-10栋一号厂房 邮编: 518057 t (86-755) 26012053 f (86-755) 26710594 sgs.china@sgs.com
Member of the SGS Group (SGS SA)

8.3.4 SAR Result of WCDMA Band IV

ANT2 Test Record										
Test position	**Test mode**	**Test Ch./Freq.**	**Duty Cycle**	**SAR (W/kg)1-g**	**Power Drift(dB)**	**Conducted Power(dBm)**	**Tune up Limit(dBm)**	**Scaled factor**	**Scaled SAR(W/kg)**	**Liquid Temp**
Head Test data										
Left cheek	RMC	1412/1732.4	1:1	0.140	0.13	23.81	25.50	1.476	0.207	22.2
Left tilted	RMC	1412/1732.4	1:1	0.122	0.12	23.81	25.50	1.476	0.180	22.2
Right cheek	RMC	1412/1732.4	1:1	0.202	0.17	23.81	25.50	1.476	0.298	22.2
Right tilted	RMC	1412/1732.4	1:1	0.092	0.15	23.81	25.50	1.476	0.135	22.2
Body worn Test data(Separate 15mm)										
Front side	RMC	1412/1732.4	1:1	0.399	-0.04	23.81	25.50	1.476	0.589	22.2
Back side	RMC	1412/1732.4	1:1	0.401	-0.04	23.81	25.50	1.476	0.592	22.2
Hotspot Test data(Separate 10mm)										
Front side	RMC	1412/1732.4	1:1	0.435	-0.11	21.61	23.50	1.545	0.672	22.2
Back side	RMC	1412/1732.4	1:1	0.513	-0.05	21.61	23.50	1.545	0.793	22.2
Left side	RMC	1412/1732.4	1:1	0.254	0.11	21.61	23.50	1.545	0.392	22.2
Bottom side	RMC	1412/1732.4	1:1	0.571	0.10	21.61	23.50	1.545	0.882	22.2
Bottom side	RMC	1312/1712.4	1:1	0.546	0.02	21.63	23.50	1.538	0.840	22.2
Bottom side	RMC	1513/1752.6	1:1	0.596	0.06	21.61	23.50	1.545	0.921	22.2
Test position	**Test mode**	**Test Ch./Freq.**	**Duty Cycle**	**SAR (W/kg)10-g**	**Power Drift(dB)**	**Conducted Power(dBm)**	**Tune up Limit(dBm)**	**Scaled factor**	**Scaled SAR(W/kg)**	**Liquid Temp**
Product Specific 10-g SAR Sensor on(Separate 0mm)										
Back side	RMC	1412/1732.4	1:1	1.550	0.08	21.61	23.50	1.545	2.395	22.2
Back side	RMC	1312/1712.4	1:1	1.540	0.03	21.63	23.50	1.538	2.369	22.2
Back side	RMC	1513/1752.6	1:1	1.620	0.16	21.61	23.50	1.545	2.503	22.2
Bottom side	RMC	1412/1732.4	1:1	1.230	0.19	21.61	23.50	1.545	1.901	22.2
Product Specific 10-g SAR Sensor off(Separate 15mm)										
Back side	RMC	1412/1732.4	1:1	0.234	-0.04	23.81	25.50	1.476	0.345	22.2
Bottom side	RMC	1412/1732.4	1:1	0.359	0.11	23.81	25.50	1.476	0.530	22.2
ANT5 Test Record										
Test position	**Test mode**	**Test Ch./Freq.**	**Duty Cycle**	**SAR (W/kg)1-g**	**Power Drift(dB)**	**Conducted Power(dBm)**	**Tune up Limit(dBm)**	**Scaled factor**	**Scaled SAR(W/kg)**	**Liquid Temp**
Head Test data										
Left cheek	RMC	1412/1732.4	1:1	0.343	0.06	16.58	18.20	1.452	0.498	22.2
Left tilted	RMC	1412/1732.4	1:1	0.368	0.07	16.58	18.20	1.452	0.534	22.2
Right cheek	RMC	1412/1732.4	1:1	0.589	0.16	16.58	18.20	1.452	0.855	22.2
Right cheek	RMC	1312/1712.4	1:1	0.566	-0.09	16.56	18.20	1.459	0.826	22.2
Right cheek	RMC	1513/1752.6	1:1	0.585	-0.09	16.51	18.20	1.476	0.863	22.2
Right tilted	RMC	1412/1732.4	1:1	0.557	0.06	16.58	18.20	1.452	0.809	22.2
Right tilted	RMC	1412/1732.4	1:1	0.548	0.04	16.56	18.20	1.459	0.799	22.2
Right tilted	RMC	1412/1732.4	1:1	0.565	0.06	16.51	18.20	1.476	0.834	22.2
Body worn Test data(Separate 15mm)										
Front side	RMC	1412/1732.4	1:1	0.056	0.02	23.36	25.20	1.528	0.086	22.2
Back side	RMC	1412/1732.4	1:1	0.120	0.10	23.36	25.20	1.528	0.183	22.2
Hotspot Test data(Separate 10mm)										
Front side	RMC	1412/1732.4	1:1	0.120	-0.12	16.58	18.20	1.452	0.174	22.2
Back side	RMC	1412/1732.4	1:1	0.162	-0.13	16.58	18.20	1.452	0.235	22.2
Left side	RMC	1412/1732.4	1:1	0.029	0.09	16.58	18.20	1.452	0.042	22.2
Top side	RMC	1412/1732.4	1:1	0.012	0.02	16.58	18.20	1.452	0.018	22.2

Table 14：SAR of WCDMA Band IV

Unless otherwise agreed in writing, this document is issued by the Company subject to its General Conditions of Service printed overleaf, available on request or accessible at http://www.sgs.com/en/Terms-and-Conditions.aspx and, for electronic format documents, subject to Terms and Conditions for Electronic Documents at http://www.sgs.com/en/Terms-and-Conditions/Terms-e-Document.aspx. Attention is drawn to the limitation of liability, indemnification and jurisdiction issues defined therein. Any holder of this document is advised that information contained hereon reflects the Company's findings at the time of its intervention only and within the limits of Client's instructions, if any. The Company's sole responsibility is to its Client and this document does not exonerate parties to a transaction from exercising all their rights and obligations under the transaction documents. This document cannot be reproduced except in full, without prior written approval of the Company. Any unauthorized alteration, forgery or falsification of the content or appearance of this document is unlawful and offenders may be prosecuted to the fullest extent of the law. Unless otherwise stated the results shown in this test report refer only to the sample(s) tested and such sample(s) are retained for 30 days only.
Attention: To check the authenticity of testing /inspection report & certificate, please contact us at telephone: (86-755) 8307 1443, or email: CN.Doccheck@sgs.com
SGS-CSTC Standards Technical Services Co., Ltd. Shenzhen Branch
No.1 Workshop, M-10, Middle Section, Science & Technology Park, Shenzhen, China 518057 t (86-755) 26012053 f (86-755) 26710594 www.sgsgroup.com.cn
中国·深圳·科技园中区M-10栋一号厂房 邮编: 518057 t (86-755) 26012053 f (86-755) 26710594 sgs.china@sgs.com
Member of the SGS Group (SGS SA)

8.3.5 SAR Result of WCDMA Band V

ANT1 Test Record										
Test position	**Test mode**	**Test Ch./Freq.**	**Duty Cycle**	**SAR (W/kg)1-g**	**Power Drift(dB)**	**Conducted Power(dBm)**	**Tune up Limit(dBm)**	**Scaled factor**	**Scaled SAR(W/kg)**	**Liquid Temp**
Head Test data										
Left cheek	RMC	4182/836.4	1:1	0.144	0.14	23.92	25.50	1.439	0.207	22.1
Left tilted	RMC	4182/836.4	1:1	0.106	0.16	23.92	25.50	1.439	0.153	22.1
Right cheek	RMC	4182/836.4	1:1	0.226	0.07	23.92	25.50	1.439	0.325	22.1
Right tilted	RMC	4182/836.4	1:1	0.095	0.14	23.92	25.50	1.439	0.137	22.1
Body Worn Test data(Separate 15mm)										
Front side	RMC	4182/836.4	1:1	0.290	0.07	23.92	25.50	1.439	0.417	22.1
Back side	RMC	4182/836.4	1:1	0.348	-0.19	23.92	25.50	1.439	0.501	22.1
Hotspot Test data(Separate 10mm)										
Front side	RMC	4182/836.4	1:1	0.275	0.06	23.13	24.50	1.371	0.377	22.1
Back side	RMC	4182/836.4	1:1	0.510	0.08	23.13	24.50	1.371	0.699	22.1
Right side	RMC	4182/836.4	1:1	0.153	0.01	23.13	24.50	1.371	0.210	22.1
Bottom side	RMC	4182/836.4	1:1	0.290	-0.05	23.13	24.50	1.371	0.398	22.1
ANT3 Test Record										
Test position	**Test mode**	**Test Ch./Freq.**	**Duty Cycle**	**SAR (W/kg)1-g**	**Power Drift(dB)**	**Conducted Power(dBm)**	**Tune up Limit(dBm)**	**Scaled factor**	**Scaled SAR(W/kg)**	**Liquid Temp**
Head Test data										
Left cheek	RMC	4182/836.4	1:1	0.424	-0.15	19.24	21.00	1.500	0.636	22.1
Left tilted	RMC	4182/836.4	1:1	0.058	0.08	19.24	21.00	1.500	0.087	22.1
Right cheek	RMC	4182/836.4	1:1	0.301	0.18	19.24	21.00	1.500	0.451	22.1
Right tilted	RMC	4182/836.4	1:1	0.039	-0.18	19.24	21.00	1.500	0.059	22.1
Body Worn Test data(Separate 15mm)										
Front side	RMC	4182/836.4	1:1	0.143	0.03	23.37	25.00	1.455	0.208	22.1
Back side	RMC	4182/836.4	1:1	0.146	0.02	23.37	25.00	1.455	0.212	22.1
Hotspot Test data(Separate 10mm)										
Front side	RMC	4182/836.4	1:1	0.276	-0.01	19.24	21.00	1.500	0.414	22.1
Back side	RMC	4182/836.4	1:1	0.169	-0.13	19.24	21.00	1.500	0.253	22.1
Left side	RMC	4182/836.4	1:1	0.301	0.03	19.24	21.00	1.500	0.451	22.1

Table 15：SAR of WCDMA Band V

Unless otherwise agreed in writing, this document is issued by the Company subject to its General Conditions of Service printed overleaf, available on request or accessible at http://www.sgs.com/en/Terms-and-Conditions.aspx and, for electronic format documents, subject to Terms and Conditions for Electronic Documents at http://www.sgs.com/en/Terms-and-Conditions/Terms-e-Document.aspx. Attention is drawn to the limitation of liability, indemnification and jurisdiction issues defined therein. Any holder of this document is advised that information contained hereon reflects the Company's findings at the time of its intervention only and within the limits of Client's instructions, if any. The Company's sole responsibility is to its Client and this document does not exonerate parties to a transaction from exercising all their rights and obligations under the transaction documents. This document cannot be reproduced except in full, without prior written approval of the Company. Any unauthorized alteration, forgery or falsification of the content or appearance of this document is unlawful and offenders may be prosecuted to the fullest extent of the law. Unless otherwise stated the results shown in this test report refer only to the sample(s) tested and such sample(s) are retained for 30 days only.
Attention: To check the authenticity of testing /inspection report & certificate, please contact us at telephone: (86-755) 8307 1443, or email: CN.Doccheck@sgs.com
SGS-CSTC Standards Technical Services Co., Ltd. Shenzhen Branch
No.1 Workshop, M-10, Middle Section, Science & Technology Park, Shenzhen, China 518057 t (86-755) 26012053 f (86-755) 26710594 www.sgsgroup.com.cn
中国·深圳·科技园中区M-10栋一号厂房 邮编: 518057 t (86-755) 26012053 f (86-755) 26710594 sgs.china@sgs.com
Member of the SGS Group (SGS SA)

8.3.6 SAR Result of LTE Band 2

ANT2 Test Record											
Test position	BW.	Test mode	Test Ch./Freq.	Duty Cycle	SAR (W/kg)1-g	Power Drift(dB)	Conducted power(dBm)	Tune up Limit(dBm)	Scaled factor	Scaled SAR(W/kg)	Liquid Temp.
Head Test data(1RB)											
Left cheek	20	QPSK 1RB_50	18900/1880	1:1	0.164	0.08	23.99	25.50	1.416	0.232	22.3
Left tilted	20	QPSK 1RB_50	18900/1880	1:1	0.085	0.17	23.99	25.50	1.416	0.120	22.3
Right cheek	20	QPSK 1RB_50	18900/1880	1:1	0.126	0.15	23.99	25.50	1.416	0.178	22.3
Right tilted	20	QPSK 1RB_50	18900/1880	1:1	0.055	0.08	23.99	25.50	1.416	0.078	22.3
Head Test data(50%RB)											
Left cheek	20	QPSK 50RB_0	18900/1880	1:1	0.116	-0.01	22.97	24.50	1.422	0.165	22.3
Left tilted	20	QPSK 50RB_0	18900/1880	1:1	0.069	0.07	22.97	24.50	1.422	0.098	22.3
Right cheek	20	QPSK 50RB_0	18900/1880	1:1	0.096	-0.04	22.97	24.50	1.422	0.137	22.3
Right tilted	20	QPSK 50RB_0	18900/1880	1:1	0.042	0.12	22.97	24.50	1.422	0.059	22.3
Body Worn Test data(Separate 15mm 1RB)											
Front side	20	QPSK 1RB_50	18900/1880	1:1	0.312	0.05	23.99	25.50	1.416	0.442	22.3
Back side	20	QPSK 1RB_50	18900/1880	1:1	0.345	0.00	23.99	25.50	1.416	0.488	22.3
Body Worn Test data(Separate 15mm 50%RB)											
Front side	20	QPSK 50RB_0	18900/1880	1:1	0.289	0.03	22.97	24.50	1.422	0.411	22.3
Back side	20	QPSK 50RB_0	18900/1880	1:1	0.300	-0.01	22.97	24.50	1.422	0.427	22.3
Hotspot Test data(Separate 10mm 1RB)											
Front side	20	QPSK 1RB_50	18900/1880	1:1	0.305	0.06	19.78	20.50	1.180	0.360	22.3
Back side	20	QPSK 1RB_50	18900/1880	1:1	0.276	0.01	19.78	20.50	1.180	0.326	22.3
Left side	20	QPSK 1RB_50	18900/1880	1:1	0.086	0.00	19.78	20.50	1.180	0.101	22.3
Bottom side	20	QPSK 1RB_50	18900/1880	1:1	0.324	-0.17	19.78	20.50	1.180	0.382	22.3
Hotspot Test data(Separate 10mm 50%RB)											
Front side	20	QPSK 50RB_0	18900/1880	1:1	0.292	0.18	19.83	20.50	1.167	0.341	22.3
Back side	20	QPSK 50RB_0	18900/1880	1:1	0.266	0.05	19.83	20.50	1.167	0.310	22.3
Left side	20	QPSK 50RB_0	18900/1880	1:1	0.084	-0.11	19.83	20.50	1.167	0.098	22.3
Bottom side	20	QPSK 50RB_0	18900/1880	1:1	0.315	-0.18	19.83	20.50	1.167	0.368	22.3
Test position	BW.	Test mode	Test Ch./Freq.	Duty Cycle	SAR (W/kg)10-g	Power Drift(dB)	Conducted power(dBm)	Tune up Limit(dBm)	Scaled factor	Scaled SAR(W/kg)	Liquid Temp.
Product Specific 10-g SAR Sensor on(Separate 0mm 1RB)											
Bottom side	20	QPSK 1RB_50	18900/1880	1:1	0.952	0.03	21.81	22.50	1.172	1.116	22.3
Product Specific 10-g SAR Sensor off(Separate 15mm 1RB)											
Bottom side	20	QPSK 1RB_50	18900/1880	1:1	0.361	-0.04	23.99	25.50	1.416	0.511	22.3
ANT8 Test Record											
Test position	BW.	Test mode	Test Ch./Freq.	Duty Cycle	SAR (W/kg)1-g	Power Drift(dB)	Conducted power(dBm)	Tune up Limit(dBm)	Scaled factor	Scaled SAR(W/kg)	Liquid Temp.
Head Test data(1RB)											
Left cheek	20	QPSK 1RB_50	18900/1880	1:1	0.226	0.12	12.83	14.50	1.469	0.332	22.3
Left tilted	20	QPSK 1RB_50	18900/1880	1:1	0.058	0.07	12.83	14.50	1.469	0.085	22.3
Right cheek	20	QPSK 1RB_50	18900/1880	1:1	0.066	0.14	12.83	14.50	1.469	0.098	22.3
Right tilted	20	QPSK 1RB_50	18900/1880	1:1	0.023	0.10	12.83	14.50	1.469	0.033	22.3
Head Test data(50%RB)											
Left cheek	20	QPSK 50RB_0	18900/1880	1:1	0.240	-0.01	12.93	14.50	1.435	0.345	22.3
Left tilted	20	QPSK 50RB_0	18900/1880	1:1	0.059	0.16	12.93	14.50	1.435	0.084	22.3
Right cheek	20	QPSK 50RB_0	18900/1880	1:1	0.064	0.02	12.93	14.50	1.435	0.092	22.3
Right tilted	20	QPSK 50RB_0	18900/1880	1:1	0.020	0.15	12.93	14.50	1.435	0.029	22.3
Body Worn Test data(Separate 15mm 1RB)											
Front side	20	QPSK 1RB_0	18900/1880	1:1	0.274	-0.04	23.95	25.50	1.429	0.392	22.3
Back side	20	QPSK 1RB_0	18900/1880	1:1	0.235	-0.20	23.95	25.50	1.429	0.336	22.3

Unless otherwise agreed in writing, this document is issued by the Company subject to its General Conditions of Service printed overleaf, available on request or accessible at http://www.sgs.com/en/Terms-and-Conditions.aspx and, for electronic format documents, subject to Terms and Conditions for Electronic Documents at http://www.sgs.com/en/Terms-and-Conditions/Terms-e-Document.aspx. Attention is drawn to the limitation of liability, indemnification and jurisdiction issues defined therein. Any holder of this document is advised that information contained hereon reflects the Company's findings at the time of its intervention only and within the limits of Client's instructions, if any. The Company's sole responsibility is to its Client and this document does not exonerate parties to a transaction from exercising all their rights and obligations under the transaction documents. This document cannot be reproduced except in full, without prior written approval of the Company. Any unauthorized alteration, forgery or falsification of the content or appearance of this document is unlawful and offenders may be prosecuted to the fullest extent of the law. Unless otherwise stated the results shown in this test report refer only to the sample(s) tested and such sample(s) are retained for 30 days only.
Attention: To check the authenticity of testing /inspection report & certificate, please contact us at telephone: (86-755) 8307 1443, or email: CN.Doccheck@sgs.com
No.1 Workshop, M-10, Middle Section, Science & Technology Park, Shenzhen, China 518057 t (86-755) 26012053 f (86-755) 26710594 www.sgsgroup.com.cn
中国·深圳·科技园中区M-10栋一号厂房 邮编: 518057 t (86-755) 26012053 f (86-755) 26710594 sgs.china@sgs.com
Member of the SGS Group (SGS SA)

Body Worn Test data(Separate 15mm 50%RB)											
Front side	20	QPSK 50RB_25	18900/1880	1:1	0.202	-0.04	22.87	24.50	1.455	0.294	22.3
Back side	20	QPSK 50RB_25	18900/1880	1:1	0.171	0.14	22.87	24.50	1.455	0.249	22.3
Hotspot Test data(Separate 10mm 1RB)											
Front side	20	QPSK 1RB_50	18900/1880	1:1	0.034	0.08	12.83	14.50	1.469	0.049	22.3
Back side	20	QPSK 1RB_50	18900/1880	1:1	0.055	0.06	12.83	14.50	1.469	0.080	22.3
Right side	20	QPSK 1RB_50	18900/1880	1:1	0.054	0.02	12.83	14.50	1.469	0.079	22.3
Top side	20	QPSK 1RB_50	18900/1880	1:1	0.012	-0.20	12.83	14.50	1.469	0.018	22.3
Hotspot Test data (Separate 10mm 50%RB)											
Front side	20	QPSK 50RB_0	18900/1880	1:1	0.034	0.12	12.93	14.50	1.435	0.049	22.3
Back side	20	QPSK 50RB_0	18900/1880	1:1	0.046	-0.13	12.93	14.50	1.435	0.066	22.3
Right side	20	QPSK 50RB_0	18900/1880	1:1	0.060	-0.02	12.93	14.50	1.435	0.086	22.3
Top side	20	QPSK 50RB_0	18900/1880	1:1	0.011	0.04	12.93	14.50	1.435	0.016	22.3

Table 16：SAR of LTE Band 2

Unless otherwise agreed in writing, this document is issued by the Company subject to its General Conditions of Service printed overleaf, available on request or accessible at http://www.sgs.com/en/Terms-and-Conditions.aspx and, for electronic format documents, subject to Terms and Conditions for Electronic Documents at http://www.sgs.com/en/Terms-and-Conditions/Terms-e-Document.aspx. Attention is drawn to the limitation of liability, indemnification and jurisdiction issues defined therein. Any holder of this document is advised that information contained hereon reflects the Company's findings at the time of its intervention only and within the limits of Client's instructions, if any. The Company's sole responsibility is to its Client and this document does not exonerate parties to a transaction from exercising all their rights and obligations under the transaction documents. This document cannot be reproduced except in full, without prior written approval of the Company. Any unauthorized alteration, forgery or falsification of the content or appearance of this document is unlawful and offenders may be prosecuted to the fullest extent of the law. Unless otherwise stated the results shown in this test report refer only to the sample(s) tested and such sample(s) are retained for 30 days only.
Attention: To check the authenticity of testing /inspection report & certificate, please contact us at telephone: (86-755) 8307 1443, or email: CN.Doccheck@sgs.com
SGS-CSTC Standards Technical Services Co., Ltd. Shenzhen Branch
No.1 Workshop, M-10, Middle Section, Science & Technology Park, Shenzhen, China 518057 t (86-755) 26012053 f (86-755) 26710594 www.sgsgroup.com.cn
中国·深圳·科技园中区M-10栋一号厂房 邮编: 518057 t (86-755) 26012053 f (86-755) 26710594 sgs.china@sgs.com
Member of the SGS Group (SGS SA)

8.3.7 SAR Result of LTE Band 4

ANT2 Test Record											
Test position	BW.	Test mode	Test Ch./Freq.	Duty Cycle	SAR (W/kg)1-g	Power Drift(dB)	Conducted power(dBm)	Tune up Limit(dBm)	Scaled factor	Scaled SAR(W/kg)	Liquid Temp.
Head Test data(1RB)											
Left cheek	20	QPSK 1RB_50	20175/1732.5	1:1	0.165	-0.01	23.94	25.50	1.432	0.236	22.2
Left tilted	20	QPSK 1RB_50	20175/1732.5	1:1	0.120	0.17	23.94	25.50	1.432	0.172	22.2
Right cheek	20	QPSK 1RB_50	20175/1732.5	1:1	0.194	0.10	23.94	25.50	1.432	0.278	22.2
Right tilted	20	QPSK 1RB_50	20175/1732.5	1:1	0.097	0.10	23.94	25.50	1.432	0.139	22.2
Head Test data(50%RB)											
Left cheek	20	QPSK 50RB_0	20175/1732.5	1:1	0.123	0.02	23.00	24.50	1.413	0.174	22.2
Left tilted	20	QPSK 50RB_0	20175/1732.5	1:1	0.095	-0.10	23.00	24.50	1.413	0.134	22.2
Right cheek	20	QPSK 50RB_0	20175/1732.5	1:1	0.144	0.17	23.00	24.50	1.413	0.203	22.2
Right tilted	20	QPSK 50RB_0	20175/1732.5	1:1	0.075	0.05	23.00	24.50	1.413	0.106	22.2
Body Worn Test data(Separate 15mm 1RB)											
Front side	20	QPSK 1RB_50	20175/1732.5	1:1	0.287	0.04	23.94	25.50	1.432	0.411	22.2
Back side	20	QPSK 1RB_50	20175/1732.5	1:1	0.271	-0.05	23.94	25.50	1.432	0.388	22.2
Body Worn Test data(Separate 15mm 50%RB)											
Front side	20	QPSK 50RB_0	20175/1732.5	1:1	0.273	0.00	23.00	24.50	1.413	0.386	22.2
Back side	20	QPSK 50RB_0	20175/1732.5	1:1	0.266	0.00	23.00	24.50	1.413	0.376	22.2
Hotspot Test data(Separate 10mm 1RB)											
Front side	20	QPSK 1RB_50	20175/1732.5	1:1	0.507	0.08	21.84	22.50	1.164	0.590	22.2
Back side	20	QPSK 1RB_50	20175/1732.5	1:1	0.378	-0.12	21.84	22.50	1.164	0.440	22.2
Left side	20	QPSK 1RB_50	20175/1732.5	1:1	0.143	-0.06	21.84	22.50	1.164	0.166	22.2
Bottom side	20	QPSK 1RB_50	20175/1732.5	1:1	0.527	-0.13	21.84	22.50	1.164	0.613	22.2
Hotspot Test data (Separate 10mm 50%RB)											
Front side	20	QPSK 50RB_0	20175/1732.5	1:1	0.485	0.03	21.81	22.50	1.172	0.569	22.2
Back side	20	QPSK 50RB_0	20175/1732.5	1:1	0.399	0.09	21.81	22.50	1.172	0.468	22.2
Left side	20	QPSK 50RB_0	20175/1732.5	1:1	0.135	-0.04	21.81	22.50	1.172	0.158	22.2
Bottom side	20	QPSK 50RB_0	20175/1732.5	1:1	0.514	-0.19	21.81	22.50	1.172	0.603	22.2
Test position	BW.	Test mode	Test Ch./Freq.	Duty Cycle	SAR (W/kg)10-g	Power Drift(dB)	Conducted power(dBm)	Tune up Limit(dBm)	Scaled factor	Scaled SAR(W/kg)	Liquid Temp.
Product Specific 10-g SAR Sensor on(Separate 0mm 1RB)											
Bottom side	20	QPSK 1RB_50	20175/1732.5	1:1	1.220	0.04	21.84	22.50	1.164	1.420	22.2
Product Specific 10-g SAR Sensor off(Separate 15mm 1RB)											
Bottom side	20	QPSK 1RB_50	20175/1732.5	1:1	0.317	0.04	23.94	25.50	1.432	0.454	22.2
ANT4 Test Record											
Test position	BW.	Test mode	Test Ch./Freq.	Duty Cycle	SAR (W/kg)1-g	Power Drift(dB)	Conducted power(dBm)	Tune up Limit(dBm)	Scaled factor	Scaled SAR(W/kg)	Liquid Temp.
Head Test data(1RB)											
Left cheek	20	QPSK 1RB_50	20175/1732.5	1:1	0.243	0.12	18.32	19.80	1.406	0.342	22.2
Left tilted	20	QPSK 1RB_50	20175/1732.5	1:1	0.049	0.13	18.32	19.80	1.406	0.069	22.2
Right cheek	20	QPSK 1RB_50	20175/1732.5	1:1	0.515	0.16	18.32	19.80	1.406	0.724	22.2
Right tilted	20	QPSK 1RB_50	20175/1732.5	1:1	0.120	0.06	18.32	19.80	1.406	0.169	22.2
Head Test data(50%RB)											
Left cheek	20	QPSK 50RB_0	20175/1732.5	1:1	0.239	-0.18	18.34	19.80	1.400	0.335	22.2
Left tilted	20	QPSK 50RB_0	20175/1732.5	1:1	0.050	-0.08	18.34	19.80	1.400	0.070	22.2
Right cheek	20	QPSK 50RB_0	20175/1732.5	1:1	0.529	0.18	18.34	19.80	1.400	0.740	22.2
Right tilted	20	QPSK 50RB_0	20175/1732.5	1:1	0.126	0.16	18.34	19.80	1.400	0.176	22.2
Body Worn Test data(Separate 15mm 1RB)											
Front side	20	QPSK 1RB_50	20175/1732.5	1:1	0.193	0.20	23.35	24.80	1.396	0.269	22.2
Back side	20	QPSK 1RB_50	20175/1732.5	1:1	0.304	0.01	23.35	24.80	1.396	0.424	22.2

Unless otherwise agreed in writing, this document is issued by the Company subject to its General Conditions of Service printed overleaf, available on request or accessible at http://www.sgs.com/en/Terms-and-Conditions.aspx and, for electronic format documents, subject to Terms and Conditions for Electronic Documents at http://www.sgs.com/en/Terms-and-Conditions/Terms-e-Document.aspx. Attention is drawn to the limitation of liability, indemnification and jurisdiction issues defined therein. Any holder of this document is advised that information contained hereon reflects the Company's findings at the time of its intervention only and within the limits of Client's instructions, if any. The Company's sole responsibility is to its Client and this document does not exonerate parties to a transaction from exercising all their rights and obligations under the transaction documents. This document cannot be reproduced except in full, without prior written approval of the Company. Any unauthorized alteration, forgery or falsification of the content or appearance of this document is unlawful and offenders may be prosecuted to the fullest extent of the law. Unless otherwise stated the results shown in this test report refer only to the sample(s) tested and such sample(s) are retained for 30 days only.
Attention: To check the authenticity of testing /inspection report & certificate, please contact us at telephone: (86-755) 8307 1443, or email: CN.Doccheck@sgs.com

SGS-CSTC Standards Technical Services Co., Ltd. Shenzhen Branch
No.1 Workshop, M-10, Middle Section, Science & Technology Park, Shenzhen, China 518057 t (86-755) 26012053 f (86-755) 26710594 www.sgsgroup.com.cn
中国·深圳·科技园中区M-10栋一号厂房 邮编: 518057 t (86-755) 26012053 f (86-755) 26710594 sgs.china@sgs.com

Body Worn Test data(Separate 15mm 50%RB)											
Front side	20	QPSK 50RB_0	20175/1732.5	1:1	0.161	0.17	22.25	23.80	1.429	0.230	22.2
Back side	20	QPSK 50RB_0	20175/1732.5	1:1	0.291	-0.05	22.25	23.80	1.429	0.416	22.2
Hotspot Test data(Separate 10mm 1RB)											
Front side	20	QPSK 1RB_50	20175/1732.5	1:1	0.120	0.16	18.32	19.80	1.406	0.169	22.2
Back side	20	QPSK 1RB_50	20175/1732.5	1:1	0.158	0.09	18.32	19.80	1.406	0.222	22.2
Left side	20	QPSK 1RB_50	20175/1732.5	1:1	0.194	0.04	18.32	19.80	1.406	0.273	22.2
Top side	20	QPSK 1RB_50	20175/1732.5	1:1	0.027	0.05	18.32	19.80	1.406	0.038	22.2
Hotspot Test data (Separate 10mm 50%RB)											
Front side	20	QPSK 50RB_0	20175/1732.5	1:1	0.099	-0.16	18.34	19.80	1.400	0.139	22.2
Back side	20	QPSK 50RB_0	20175/1732.5	1:1	0.151	0.11	18.34	19.80	1.400	0.211	22.2
Left side	20	QPSK 50RB_0	20175/1732.5	1:1	0.188	0.01	18.34	19.80	1.400	0.263	22.2
Top side	20	QPSK 50RB_0	20175/1732.5	1:1	0.027	0.09	18.34	19.80	1.400	0.037	22.2
ANT5 Test Record											
Test position	**BW.**	**Test mode**	**Test Ch./Freq.**	**Duty Cycle**	**SAR (W/kg)1-g**	**Power Drift(dB)**	**Conducted power(dBm)**	**Tune up Limit(dBm)**	**Scaled factor**	**Scaled SAR(W/kg)**	**Liquid Temp.**
Head Test data(1RB)											
Left cheek	20	QPSK 1RB_50	20175/1732.5	1:1	0.317	0.02	17.48	18.20	1.180	0.374	22.2
Left tilted	20	QPSK 1RB_50	20175/1732.5	1:1	0.341	-0.03	17.48	18.20	1.180	0.402	22.2
Right cheek	20	QPSK 1RB_50	20175/1732.5	1:1	0.631	0.04	17.48	18.20	1.180	0.745	22.2
Right tilted	20	QPSK 1RB_50	20175/1732.5	1:1	0.509	0.00	17.48	18.20	1.180	0.601	22.2
Head Test data(50%RB)											
Left cheek	20	QPSK 50RB_0	20175/1732.5	1:1	0.309	-0.02	17.51	18.20	1.172	0.362	22.2
Left tilted	20	QPSK 50RB_0	20175/1732.5	1:1	0.346	-0.04	17.51	18.20	1.172	0.406	22.2
Right cheek	20	QPSK 50RB_0	20175/1732.5	1:1	0.660	-0.03	17.51	18.20	1.172	0.774	22.2
Right tilted	20	QPSK 50RB_0	20175/1732.5	1:1	0.614	-0.03	17.51	18.20	1.172	0.720	22.2
Body Worn Test data(Separate 15mm 1RB)											
Front side	20	QPSK 1RB_50	20175/1732.5	1:1	0.435	0.01	23.54	25.20	1.466	0.638	22.2
Back side	20	QPSK 1RB_50	20175/1732.5	1:1	0.502	0.18	23.54	25.20	1.466	0.736	22.2
Body Worn Test data(Separate 15mm 50%RB)											
Front side	20	QPSK 50RB_0	20175/1732.5	1:1	0.245	0.05	22.51	24.20	1.476	0.362	22.2
Back side	20	QPSK 50RB_0	20175/1732.5	1:1	0.358	0.01	22.51	24.20	1.476	0.528	22.2
Hotspot Test data(Separate 10mm 1RB)											
Front side	20	QPSK 1RB_50	20175/1732.5	1:1	0.099	0.14	17.48	18.20	1.180	0.117	22.2
Back side	20	QPSK 1RB_50	20175/1732.5	1:1	0.163	-0.03	17.48	18.20	1.180	0.192	22.2
Left side	20	QPSK 1RB_50	20175/1732.5	1:1	0.055	0.01	17.48	18.20	1.180	0.065	22.2
Top side	20	QPSK 1RB_50	20175/1732.5	1:1	0.171	0.18	17.48	18.20	1.180	0.202	22.2
Hotspot Test data (Separate 10mm 50%RB)											
Front side	20	QPSK 50RB_0	20175/1732.5	1:1	0.098	0.07	17.51	18.20	1.172	0.114	22.2
Back side	20	QPSK 50RB_0	20175/1732.5	1:1	0.153	0.02	17.51	18.20	1.172	0.179	22.2
Left side	20	QPSK 50RB_0	20175/1732.5	1:1	0.058	0.02	17.51	18.20	1.172	0.068	22.2
Top side	20	QPSK 50RB_0	20175/1732.5	1:1	0.174	0.16	17.51	18.20	1.172	0.204	22.2
ANT8 Test Record											
Test position	**BW.**	**Test mode**	**Test Ch./Freq.**	**Duty Cycle**	**SAR (W/kg)1-g**	**Power Drift(dB)**	**Conducted power(dBm)**	**Tune up Limit(dBm)**	**Scaled factor**	**Scaled SAR(W/kg)**	**Liquid Temp.**
Head Test data(1RB)											
Left cheek	20	QPSK 1RB_50	20175/1732.5	1:1	0.449	0.06	17.01	18.50	1.409	0.633	22.2
Left tilted	20	QPSK 1RB_50	20175/1732.5	1:1	0.112	0.04	17.01	18.50	1.409	0.158	22.2
Right cheek	20	QPSK 1RB_50	20175/1732.5	1:1	0.106	0.07	17.01	18.50	1.409	0.149	22.2
Right tilted	20	QPSK 1RB_50	20175/1732.5	1:1	0.052	-0.05	17.01	18.50	1.409	0.074	22.2
Head Test data(50%RB)											
Left cheek	20	QPSK 50RB_0	20175/1732.5	1:1	0.577	0.17	17.09	18.50	1.384	0.798	22.2
Left tilted	20	QPSK 50RB_0	20175/1732.5	1:1	0.119	0.01	17.09	18.50	1.384	0.165	22.2

Unless otherwise agreed in writing, this document is issued by the Company subject to its General Conditions of Service printed overleaf, available on request or accessible at http://www.sgs.com/en/Terms-and-Conditions.aspx and, for electronic format documents, subject to Terms and Conditions for Electronic Documents at http://www.sgs.com/en/Terms-and-Conditions/Terms-e-Document.aspx. Attention is drawn to the limitation of liability, indemnification and jurisdiction issues defined therein. Any holder of this document is advised that information contained hereon reflects the Company's findings at the time of its intervention only and within the limits of Client's instructions, if any. The Company's sole responsibility is to its Client and this document does not exonerate parties to a transaction from exercising all their rights and obligations under the transaction documents. This document cannot be reproduced except in full, without prior written approval of the Company. Any unauthorized alteration, forgery or falsification of the content or appearance of this document is unlawful and offenders may be prosecuted to the fullest extent of the law. Unless otherwise stated the results shown in this test report refer only to the sample(s) tested and such sample(s) are retained for 30 days only.
Attention: To check the authenticity of testing /inspection report & certificate, please contact us at telephone: (86-755) 8307 1443, or email: CN.Doccheck@sgs.com

Right cheek	20	QPSK 50RB_0	20175/1732.5	1:1	0.103	0.02	17.09	18.50	1.384	0.143	22.2
Right tilted	20	QPSK 50RB_0	20175/1732.5	1:1	0.050	0.11	17.09	18.50	1.384	0.070	22.2
Body Worn Test data(Separate 15mm 1RB)											
Front side	20	QPSK 1RB_50	20175/1732.5	1:1	0.173	0.20	23.95	25.50	1.429	0.247	22.2
Back side	20	QPSK 1RB_50	20175/1732.5	1:1	0.207	-0.07	23.95	25.50	1.429	0.296	22.2
Body Worn Test data(Separate 15mm 50%RB)											
Front side	20	QPSK 50RB_0	20175/1732.5	1:1	0.145	0.08	22.93	24.50	1.435	0.208	22.2
Back side	20	QPSK 50RB_0	20175/1732.5	1:1	0.164	-0.13	22.93	24.50	1.435	0.235	22.2
Hotspot Test data(Separate 10mm 1RB)											
Front side	20	QPSK 1RB_50	20175/1732.5	1:1	0.060	-0.09	17.01	18.50	1.409	0.084	22.2
Back side	20	QPSK 1RB_50	20175/1732.5	1:1	0.062	0.20	17.01	18.50	1.409	0.087	22.2
Right side	20	QPSK 1RB_50	20175/1732.5	1:1	0.114	0.13	17.01	18.50	1.409	0.161	22.2
Top side	20	QPSK 1RB_50	20175/1732.5	1:1	0.044	0.17	17.01	18.50	1.409	0.062	22.2
Hotspot Test data (Separate 10mm 50%RB)											
Front side	20	QPSK 50RB_0	20175/1732.5	1:1	0.061	0.14	17.09	18.50	1.384	0.085	22.2
Back side	20	QPSK 50RB_0	20175/1732.5	1:1	0.061	-0.09	17.09	18.50	1.384	0.084	22.2
Right side	20	QPSK 50RB_0	20175/1732.5	1:1	0.115	0	17.09	18.50	1.384	0.159	22.2
Top side	20	QPSK 50RB_0	20175/1732.5	1:1	0.039	0.18	17.09	18.50	1.384	0.054	22.2

Table 17：SAR of LTE Band 4

Unless otherwise agreed in writing, this document is issued by the Company subject to its General Conditions of Service printed overleaf, available on request or accessible at http://www.sgs.com/en/Terms-and-Conditions.aspx and, for electronic format documents, subject to Terms and Conditions for Electronic Documents at http://www.sgs.com/en/Terms-and-Conditions/Terms-e-Document.aspx. Attention is drawn to the limitation of liability, indemnification and jurisdiction issues defined therein. Any holder of this document is advised that information contained hereon reflects the Company's findings at the time of its intervention only and within the limits of Client's instructions, if any. The Company's sole responsibility is to its Client and this document does not exonerate parties to a transaction from exercising all their rights and obligations under the transaction documents. This document cannot be reproduced except in full, without prior written approval of the Company. Any unauthorized alteration, forgery or falsification of the content or appearance of this document is unlawful and offenders may be prosecuted to the fullest extent of the law. Unless otherwise stated the results shown in this test report refer only to the sample(s) tested and such sample(s) are retained for 30 days only.
Attention: To check the authenticity of testing /inspection report & certificate, please contact us at telephone: (86-755) 8307 1443, or email: CN.Doccheck@sgs.com
SGS-CSTC Standards Technical Services Co., Ltd. Shenzhen Branch
No.1 Workshop, M-10, Middle Section, Science & Technology Park, Shenzhen, China 518057 t (86-755) 26012053 f (86-755) 26710594 www.sgsgroup.com.cn
中国·深圳·科技园中区M-10栋一号厂房 邮编: 518057 t (86-755) 26012053 f (86-755) 26710594 sgs.china@sgs.com
Member of the SGS Group (SGS SA)

8.3.8 SAR Result of LTE Band 5

ANT1 Test Record											
Test position	BW.	Test mode	Test Ch./Freq.	Duty Cycle	SAR (W/kg)1-g	Power Drift(dB)	Conducted power(dBm)	Tune up Limit(dBm)	Scaled factor	Scaled SAR(W/kg)	Liquid Temp.
Head Test data(1RB)											
Left cheek	10	QPSK 1RB_25	20525/836.5	1:1	0.245	0.18	24.14	25.50	1.368	0.335	22.1
Left tilted	10	QPSK 1RB_25	20525/836.5	1:1	0.088	0.03	24.14	25.50	1.368	0.120	22.1
Right cheek	10	QPSK 1RB_25	20525/836.5	1:1	0.171	0.19	24.14	25.50	1.368	0.234	22.1
Right tilted	10	QPSK 1RB_25	20525/836.5	1:1	0.091	0.12	24.14	25.50	1.368	0.125	22.1
Head Test data(50%RB)											
Left cheek	10	QPSK 25RB_0	20525/836.5	1:1	0.192	0.11	22.96	24.50	1.426	0.274	22.1
Left tilted	10	QPSK 25RB_0	20525/836.5	1:1	0.084	-0.09	22.96	24.50	1.426	0.120	22.1
Right cheek	10	QPSK 25RB_0	20525/836.5	1:1	0.172	-0.02	22.96	24.50	1.426	0.245	22.1
Right tilted	10	QPSK 25RB_0	20525/836.5	1:1	0.090	0.03	22.96	24.50	1.426	0.128	22.1
Body Worn Test data(Separate 15mm 1RB)											
Front side	10	QPSK 1RB_25	20525/836.5	1:1	0.232	0.06	24.14	25.50	1.368	0.317	22.1
Back side	10	QPSK 1RB_25	20525/836.5	1:1	0.257	-0.01	24.14	25.50	1.368	0.352	22.1
Body Worn Test data(Separate 15mm 50%RB)											
Front side	10	QPSK 25RB_0	20525/836.5	1:1	0.231	0.07	22.96	24.50	1.426	0.329	22.1
Back side	10	QPSK 25RB_0	20525/836.5	1:1	0.242	-0.02	22.96	24.50	1.426	0.345	22.1
Hotspot Test data(Separate 10mm 1RB)											
Front side	10	QPSK 1RB_25	20525/836.5	1:1	0.341	0.03	22.40	23.50	1.288	0.439	22.1
Back side	10	QPSK 1RB_25	20525/836.5	1:1	0.366	-0.01	22.40	23.50	1.288	0.471	22.1
Right side	10	QPSK 1RB_25	20525/836.5	1:1	0.151	-0.01	22.40	23.50	1.288	0.195	22.1
Bottom side	10	QPSK 1RB_25	20525/836.5	1:1	0.220	-0.04	22.40	23.50	1.288	0.283	22.1
Hotspot Test data (Separate 10mm 50%RB)											
Front side	10	QPSK 25RB_0	20525/836.5	1:1	0.331	0.07	22.22	23.50	1.343	0.444	22.1
Back side	10	QPSK 25RB_0	20525/836.5	1:1	0.363	-0.01	22.22	23.50	1.343	0.487	22.1
Right side	10	QPSK 25RB_0	20525/836.5	1:1	0.150	-0.03	22.22	23.50	1.343	0.201	22.1
Bottom side	10	QPSK 25RB_0	20525/836.5	1:1	0.209	-0.04	22.22	23.50	1.343	0.281	22.1
ANT3 Test Record											
Test position	BW.	Test mode	Test Ch./Freq.	Duty Cycle	SAR (W/kg)1-g	Power Drift(dB)	Conducted power(dBm)	Tune up Limit(dBm)	Scaled factor	Scaled SAR(W/kg)	Liquid Temp.
Head Test data(1RB)											
Left cheek	10	QPSK 1RB_25	20525/836.5	1:1	0.347	0.12	17.38	19.00	1.452	0.504	22.1
Left tilted	10	QPSK 1RB_25	20525/836.5	1:1	0.036	-0.08	17.38	19.00	1.452	0.052	22.1
Right cheek	10	QPSK 1RB_25	20525/836.5	1:1	0.167	-0.03	17.38	19.00	1.452	0.243	22.1
Right tilted	10	QPSK 1RB_25	20525/836.5	1:1	0.037	-0.16	17.38	19.00	1.452	0.054	22.1
Head Test data(50%RB)											
Left cheek	10	QPSK 25RB_0	20525/836.5	1:1	0.319	0.19	17.30	19.00	1.479	0.472	22.1
Left tilted	10	QPSK 25RB_0	20525/836.5	1:1	0.041	0.09	17.30	19.00	1.479	0.061	22.1
Right cheek	10	QPSK 25RB_0	20525/836.5	1:1	0.170	0.19	17.30	19.00	1.479	0.251	22.1
Right tilted	10	QPSK 25RB_0	20525/836.5	1:1	0.036	0.00	17.30	19.00	1.479	0.053	22.1
Body Worn Test data(Separate 15mm 1RB)											
Front side	10	QPSK 1RB_25	20525/836.5	1:1	0.233	0.10	22.00	23.50	1.413	0.329	22.1
Back side	10	QPSK 1RB_25	20525/836.5	1:1	0.166	0.00	22.00	23.50	1.413	0.234	22.1
Body Worn Test data(Separate 15mm 50%RB)											
Front side	10	QPSK 25RB_0	20525/836.5	1:1	0.263	-0.10	21.97	22.50	1.130	0.297	22.1
Back side	10	QPSK 25RB_0	20525/836.5	1:1	0.166	-0.10	21.97	22.50	1.130	0.188	22.1
Hotspot Test data(Separate 10mm 1RB)											
Front side	10	QPSK 1RB_25	20525/836.5	1:1	0.140	-0.01	17.38	19.00	1.452	0.203	22.1
Back side	10	QPSK 1RB_25	20525/836.5	1:1	0.116	-0.07	17.38	19.00	1.452	0.168	22.1

Unless otherwise agreed in writing, this document is issued by the Company subject to its General Conditions of Service printed overleaf, available on request or accessible at http://www.sgs.com/en/Terms-and-Conditions.aspx and, for electronic format documents, subject to Terms and Conditions for Electronic Documents at http://www.sgs.com/en/Terms-and-Conditions/Terms-e-Document.aspx. Attention is drawn to the limitation of liability, indemnification and jurisdiction issues defined therein. Any holder of this document is advised that information contained hereon reflects the Company's findings at the time of its intervention only and within the limits of Client's instructions, if any. The Company's sole responsibility is to its Client and this document does not exonerate parties to a transaction from exercising all their rights and obligations under the transaction documents. This document cannot be reproduced except in full, without prior written approval of the Company. Any unauthorized alteration, forgery or falsification of the content or appearance of this document is unlawful and offenders may be prosecuted to the fullest extent of the law. Unless otherwise stated the results shown in this test report refer only to the sample(s) tested and such sample(s) are retained for 30 days only.
Attention: To check the authenticity of testing /inspection report & certificate, please contact us at telephone: (86-755) 8307 1443, or email: CN.Doccheck@sgs.com
SGS-CSTC Standards Technical Services Co., Ltd. Shenzhen Branch
No.1 Workshop, M-10, Middle Section, Science & Technology Park, Shenzhen, China 518057 t (86-755) 26012053 f (86-755) 26710594 www.sgsgroup.com.cn
中国·深圳·科技园中区M-10栋一号厂房 邮编: 518057 t (86-755) 26012053 f (86-755) 26710594 sgs.china@sgs.com
Member of the SGS Group (SGS SA)

Left side	10	QPSK 1RB_25	20525/836.5	1:1	0.226	0.06	17.38	19.00	1.452	0.328	22.1
Hotspot Test data (Separate 10mm 50%RB)											
Front side	10	QPSK 25RB_0	20525/836.5	1:1	0.141	-0.10	17.30	19.00	1.479	0.209	22.1
Back side	10	QPSK 25RB_0	20525/836.5	1:1	0.116	-0.07	17.30	19.00	1.479	0.172	22.1
Left side	10	QPSK 25RB_0	20525/836.5	1:1	0.266	-0.01	17.30	19.00	1.479	0.393	22.1

Table 18：SAR of LTE Band 5

Unless otherwise agreed in writing, this document is issued by the Company subject to its General Conditions of Service printed overleaf, available on request or accessible at http://www.sgs.com/en/Terms-and-Conditions.aspx and, for electronic format documents, subject to Terms and Conditions for Electronic Documents at http://www.sgs.com/en/Terms-and-Conditions/Terms-e-Document.aspx. Attention is drawn to the limitation of liability, indemnification and jurisdiction issues defined therein. Any holder of this document is advised that information contained hereon reflects the Company's findings at the time of its intervention only and within the limits of Client's instructions, if any. The Company's sole responsibility is to its Client and this document does not exonerate parties to a transaction from exercising all their rights and obligations under the transaction documents. This document cannot be reproduced except in full, without prior written approval of the Company. Any unauthorized alteration, forgery or falsification of the content or appearance of this document is unlawful and offenders may be prosecuted to the fullest extent of the law. Unless otherwise stated the results shown in this test report refer only to the sample(s) tested and such sample(s) are retained for 30 days only.
Attention: To check the authenticity of testing /inspection report & certificate, please contact us at telephone: (86-755) 8307 1443, or email: CN.Doccheck@sgs.com
SGS-CSTC Standards Technical Services Co., Ltd. Shenzhen Branch
No.1 Workshop, M-10, Middle Section, Science & Technology Park, Shenzhen, China 518057 t (86-755) 26012053 f (86-755) 26710594 www.sgsgroup.com.cn
中国·深圳·科技园中区M-10栋一号厂房 邮编: 518057 t (86-755) 26012053 f (86-755) 26710594 sgs.china@sgs.com
Member of the SGS Group (SGS SA)

8.3.9 SAR Result of LTE Band 7

ANT2 Test Record											
Test position	BW.	Test mode	Test Ch./Freq.	Duty Cycle	SAR (W/kg)1-g	Power Drift(dB)	Conducted power(dBm)	Tune up Limit(dBm)	Scaled factor	Scaled SAR(W/kg)	Liquid Temp.
Head Test data(1RB)											
Left cheek	20	QPSK 1RB_99	21350/2560	1:1	0.214	0.18	24.07	25.50	1.390	0.297	22.1
Left cheek	20	QPSK 1RB_0	21350/2560	1:1	0.189	0.03	23.74	25.50	1.500	0.283	22.1
		QPSK 1RB_99	21152/2540.2								
Left tilted	20	QPSK 1RB_99	21350/2560	1:1	0.102	0.16	24.07	25.50	1.390	0.142	22.1
Right cheek	20	QPSK 1RB_99	21350/2560	1:1	0.159	0.18	24.07	25.50	1.390	0.221	22.1
Right tilted	20	QPSK 1RB_99	21350/2560	1:1	0.144	0.80	24.07	25.50	1.390	0.200	22.1
Head Test data(50%RB)											
Left cheek	20	QPSK 50RB_0	21350/2560	1:1	0.164	-0.15	23.00	24.50	1.413	0.232	22.1
Left tilted	20	QPSK 50RB_0	21350/2560	1:1	0.083	0.14	23.00	24.50	1.413	0.118	22.1
Right cheek	20	QPSK 50RB_0	21350/2560	1:1	0.119	-0.11	23.00	24.50	1.413	0.168	22.1
Right tilted	20	QPSK 50RB_0	21350/2560	1:1	0.090	-0.16	23.00	24.50	1.413	0.127	22.1
Body Worn Test data(Separate 15mm 1RB)											
Front side	20	QPSK 1RB_99	21350/2560	1:1	0.456	-0.09	24.07	25.50	1.390	0.634	22.1
Back side	20	QPSK 1RB_99	21350/2560	1:1	0.502	-0.05	24.07	25.50	1.390	0.698	22.1
Back side	20	QPSK 1RB_0	21350/2560	1:1	0.411	0.04	23.74	25.50	1.500	0.616	22.1
		QPSK 1RB_99	21152/2540.2								
Body Worn Test data(Separate 15mm 50%RB)											
Front side	20	QPSK 50RB_0	21350/2560	1:1	0.352	0.10	23.00	24.50	1.413	0.497	22.1
Back side	20	QPSK 50RB_0	21350/2560	1:1	0.409	0.11	23.00	24.50	1.413	0.578	22.1
Hotspot Test data(Separate 10mm 1RB)											
Front side	20	QPSK 1RB_99	21350/2560	1:1	0.271	0.15	19.00	20.00	1.259	0.341	22.1
Back side	20	QPSK 1RB_99	21350/2560	1:1	0.280	-0.14	19.00	20.00	1.259	0.352	22.1
Left side	20	QPSK 1RB_99	21350/2560	1:1	0.086	-0.04	19.00	20.00	1.259	0.108	22.1
Bottom side	20	QPSK 1RB_99	21350/2560	1:1	0.281	0.13	19.00	20.00	1.259	0.354	22.1
Hotspot Test data (Separate 10mm 50%RB)											
Front side	20	QPSK 50RB_0	21350/2560	1:1	0.269	0.1	18.81	20.00	1.315	0.354	22.1
Back side	20	QPSK 50RB_0	21350/2560	1:1	0.278	-0.02	18.81	20.00	1.315	0.366	22.1
Left side	20	QPSK 50RB_0	21350/2560	1:1	0.082	0.12	18.81	20.00	1.315	0.107	22.1
Bottom side	20	QPSK 50RB_0	21350/2560	1:1	0.280	0.13	18.81	20.00	1.315	0.368	22.1
Bottom side	20	QPSK 1RB_0	21350/2560	1:1	0.265	0.01	18.80	20.00	1.318	0.349	22.1
		QPSK 1RB_99	21152/2540.2								
Test position	BW.	Test mode	Test Ch./Freq.	Duty Cycle	SAR (W/kg)10-g	Power Drift(dB)	Conducted power(dBm)	Tune up Limit(dBm)	Scaled factor	Scaled SAR(W/kg)	Liquid Temp.
Product Specific 10-g SAR Sensor on(Separate 0mm 1RB)											
Front side	20	QPSK 1RB_99	21350/2560	1:1	1.300	0.04	19.00	20.00	1.259	1.637	22.1
Back side	20	QPSK 1RB_99	21350/2560	1:1	1.320	-0.04	19.00	20.00	1.259	1.662	22.1
Back side	20	QPSK 1RB_0	21350/2560	1:1	1.110	0.03	18.80	20.00	1.318	1.463	22.1
		QPSK 1RB_99	21152/2540.2								
Bottom side	20	QPSK 1RB_99	21350/2560	1:1	0.817	0.17	19.00	20.00	1.259	1.029	22.1
Product Specific 10-g SAR Sensor off(Separate 15mm 1RB)											
Front side	20	QPSK 1RB_99	21350/2560	1:1	0.199	0.06	24.07	25.50	1.390	0.277	22.1
Back side	20	QPSK 1RB_99	21350/2560	1:1	0.249	-0.05	24.07	25.50	1.390	0.346	22.1
Bottom side	20	QPSK 1RB_99	21350/2560	1:1	0.218	0.01	24.07	25.50	1.390	0.303	22.1
ANT4 Test Record											
Test position	BW.	Test mode	Test Ch./Freq.	Duty Cycle	SAR (W/kg)1-g	Power Drift(dB)	Conducted power(dBm)	Tune up Limit(dBm)	Scaled factor	Scaled SAR(W/kg)	Liquid Temp.
Head Test data(1RB)											

Unless otherwise agreed in writing, this document is issued by the Company subject to its General Conditions of Service printed overleaf, available on request or accessible at http://www.sgs.com/en/Terms-and-Conditions.aspx and, for electronic format documents, subject to Terms and Conditions for Electronic Documents at http://www.sgs.com/en/Terms-and-Conditions/Terms-e-Document.aspx. Attention is drawn to the limitation of liability, indemnification and jurisdiction issues defined therein. Any holder of this document is advised that information contained hereon reflects the Company's findings at the time of its intervention only and within the limits of Client's instructions, if any. The Company's sole responsibility is to its Client and this document does not exonerate parties to a transaction from exercising all their rights and obligations under the transaction documents. This document cannot be reproduced except in full, without prior written approval of the Company. Any unauthorized alteration, forgery or falsification of the content or appearance of this document is unlawful and offenders may be prosecuted to the fullest extent of the law. Unless otherwise stated the results shown in this test report refer only to the sample(s) tested and such sample(s) are retained for 30 days only.
Attention: To check the authenticity of testing /inspection report & certificate, please contact us at telephone: (86-755) 8307 1443, or email: CN.Doccheck@sgs.com
SGS-CSTC Standards Technical Services Co., Ltd. Shenzhen Branch
No.1 Workshop, M-10, Middle Section, Science & Technology Park, Shenzhen, China 518057 t (86-755) 26012053 f (86-755) 26710594 www.sgsgroup.com.cn
中国·深圳·科技园中区M-10栋一号厂房 邮编: 518057 t (86-755) 26012053 f (86-755) 26710594 sgs.china@sgs.com
Member of the SGS Group (SGS SA)

Left cheek	20	QPSK 1RB_99	21350/2560	1:1	0.093	0.13	14.07	15.80	1.489	0.139	22.1
Left tilted	20	QPSK 1RB_99	21350/2560	1:1	0.041	0.19	14.07	15.80	1.489	0.061	22.1
Right cheek	20	QPSK 1RB_99	21350/2560	1:1	0.238	-0.01	14.07	15.80	1.489	0.354	22.1
Right tilted	20	QPSK 1RB_99	21350/2560	1:1	0.113	0.08	14.07	15.80	1.489	0.168	22.1
Head Test data(50%RB)											
Left cheek	20	QPSK 50RB_0	21350/2560	1:1	0.095	0.02	13.92	15.80	1.542	0.146	22.1
Left tilted	20	QPSK 50RB_0	21350/2560	1:1	0.042	-0.13	13.92	15.80	1.542	0.065	22.1
Right cheek	20	QPSK 50RB_0	21350/2560	1:1	0.237	0.17	13.92	15.80	1.542	0.365	22.1
Right cheek	20	QPSK 1RB_0	21350/2560	1:1	0.212	0.03	13.90	15.80	1.549	0.328	22.1
		QPSK 1RB_99	21152/2540.2								
Right tilted	20	QPSK 50RB_0	21350/2560	1:1	0.108	0.14	13.92	15.80	1.542	0.167	22.1
Body Worn Test data(Separate 15mm 1RB)											
Front side	20	QPSK 1RB_99	21350/2560	1:1	0.204	0.19	23.34	24.80	1.400	0.286	22.1
Back side	20	QPSK 1RB_99	21350/2560	1:1	0.223	-0.09	23.34	24.80	1.400	0.312	22.1
Body Worn Test data(Separate 15mm 50%RB)											
Front side	20	QPSK 50RB_50	21350/2560	1:1	0.180	-0.09	22.18	23.80	1.452	0.261	22.1
Back side	20	QPSK 50RB_50	21350/2560	1:1	0.250	-0.11	22.18	23.80	1.452	0.363	22.1
Back side	20	QPSK 1RB_0	21350/2560	1:1	0.213	0.03	23.15	24.80	1.462	0.311	22.1
		QPSK 1RB_99	21152/2540.2								
Hotspot Test data(Separate 10mm 1RB)											
Front side	20	QPSK 1RB_99	21350/2560	1:1	0.067	0.03	14.07	15.80	1.489	0.100	22.1
Back side	20	QPSK 1RB_99	21350/2560	1:1	0.071	-0.06	14.07	15.80	1.489	0.106	22.1
Left side	20	QPSK 1RB_99	21350/2560	1:1	0.099	-0.01	14.07	15.80	1.489	0.147	22.1
Left side	20	QPSK 1RB_0	21350/2560	1:1	0.087	0.03	13.90	15.80	1.549	0.135	22.1
		QPSK 1RB_99	21152/2540.2								
Top side	20	QPSK 1RB_99	21350/2560	1:1	0.013	0.03	14.07	15.80	1.489	0.019	22.1
Hotspot Test data (Separate 10mm 50%RB)											
Front side	20	QPSK 50RB_0	21350/2560	1:1	0.052	-0.13	13.92	15.80	1.542	0.080	22.1
Back side	20	QPSK 50RB_0	21350/2560	1:1	0.063	0.02	13.92	15.80	1.542	0.097	22.1
Left side	20	QPSK 50RB_0	21350/2560	1:1	0.084	-0.02	13.92	15.80	1.542	0.130	22.1
Top side	20	QPSK 50RB_0	21350/2560	1:1	0.011	-0.1	13.92	15.80	1.542	0.017	22.1
ANT5 Test Record											
Test position	**BW.**	**Test mode**	**Test Ch./Freq.**	**Duty Cycle**	**SAR (W/kg)1-g**	**Power Drift(dB)**	**Conducted power(dBm)**	**Tune up Limit(dBm)**	**Scaled factor**	**Scaled SAR(W/kg)**	**Liquid Temp.**
Head Test data(1RB)											
Left cheek	20	QPSK 1RB_99	21350/2560	1:1	0.139	0.10	12.41	14.20	1.510	0.210	22.1
Left tilted	20	QPSK 1RB_99	21350/2560	1:1	0.173	0.07	12.41	14.20	1.510	0.261	22.1
Right cheek	20	QPSK 1RB_99	21350/2560	1:1	0.335	-0.04	12.41	14.20	1.510	0.506	22.1
Right tilted	20	QPSK 1RB_99	21350/2560	1:1	0.286	0.08	12.41	14.20	1.510	0.432	22.1
Head Test data(50%RB)											
Left cheek	20	QPSK 50RB_50	21350/2560	1:1	0.138	0.12	12.52	14.20	1.472	0.203	22.1
Left tilted	20	QPSK 50RB_50	21350/2560	1:1	0.174	0.05	12.52	14.20	1.472	0.256	22.1
Right cheek	20	QPSK 50RB_50	21350/2560	1:1	0.334	0.07	12.52	14.20	1.472	0.492	22.1
Right tilted	20	QPSK 50RB_50	21350/2560	1:1	0.352	-0.04	12.52	14.20	1.472	0.518	22.1
Right tilted	20	QPSK 1RB_0	21350/2560	1:1	0.324	0.03	12.35	14.20	1.531	0.496	22.1
		QPSK 1RB_99	21152/2540.2								
Body Worn Test data(Separate 15mm 1RB)											
Front side	20	QPSK 1RB_99	21350/2560	1:1	0.247	0.06	23.52	25.20	1.472	0.364	22.1
Back side	20	QPSK 1RB_99	21350/2560	1:1	0.292	-0.16	23.52	25.20	1.472	0.430	22.1
Back side	20	QPSK 1RB_0	21350/2560	1:1	0.287	0.01	23.50	25.20	1.479	0.425	22.1
		QPSK 1RB_99	21152/2540.2								
Body Worn Test data(Separate 15mm 50%RB)											
Front side	20	QPSK 50RB_0	21350/2560	1:1	0.235	0.01	22.50	24.20	1.479	0.348	22.1

Unless otherwise agreed in writing, this document is issued by the Company subject to its General Conditions of Service printed overleaf, available on request or accessible at http://www.sgs.com/en/Terms-and-Conditions.aspx and, for electronic format documents, subject to Terms and Conditions for Electronic Documents at http://www.sgs.com/en/Terms-and-Conditions/Terms-e-Document.aspx. Attention is drawn to the limitation of liability, indemnification and jurisdiction issues defined therein. Any holder of this document is advised that information contained hereon reflects the Company's findings at the time of its intervention only and within the limits of Client's instructions, if any. The Company's sole responsibility is to its Client and this document does not exonerate parties to a transaction from exercising all their rights and obligations under the transaction documents. This document cannot be reproduced except in full, without prior written approval of the Company. Any unauthorized alteration, forgery or falsification of the content or appearance of this document is unlawful and offenders may be prosecuted to the fullest extent of the law. Unless otherwise stated the results shown in this test report refer only to the sample(s) tested and such sample(s) are retained for 30 days only.
Attention: To check the authenticity of testing /inspection report & certificate, please contact us at telephone: (86-755) 8307 1443, or email: CN.Doccheck@sgs.com

SGS-CSTC Standards Technical Services Co., Ltd. Shenzhen Branch
No.1 Workshop, M-10, Middle Section, Science & Technology Park, Shenzhen, China 518057 t (86-755) 26012053 f (86-755) 26710594 www.sgsgroup.com.cn
中国·深圳·科技园中区M-10栋一号厂房 邮编: 518057 t (86-755) 26012053 f (86-755) 26710594 sgs.china@sgs.com

Back side	20	QPSK 50RB_0	21350/2560	1:1	0.279	0.07	22.50	24.20	1.479	0.413	22.1
Hotspot Test data(Separate 10mm 1RB)											
Front side	20	QPSK 1RB_99	21350/2560	1:1	0.053	-0.07	12.41	14.20	1.510	0.081	22.1
Back side	20	QPSK 1RB_99	21350/2560	1:1	0.059	-0.01	12.41	14.20	1.510	0.089	22.1
Left side	20	QPSK 1RB_99	21350/2560	1:1	0.013	0.03	12.41	14.20	1.510	0.020	22.1
Top side	20	QPSK 1RB_99	21350/2560	1:1	0.081	0	12.41	14.20	1.510	0.122	22.1
Hotspot Test data (Separate 10mm 50%RB)											
Front side	20	QPSK 50RB_50	21350/2560	1:1	0.053	-0.02	12.52	14.20	1.472	0.078	22.1
Back side	20	QPSK 50RB_50	21350/2560	1:1	0.058	0.01	12.52	14.20	1.472	0.085	22.1
Left side	20	QPSK 50RB_50	21350/2560	1:1	0.013	-0.10	12.52	14.20	1.472	0.019	22.1
Top side	20	QPSK 50RB_50	21350/2560	1:1	0.084	0.14	12.52	14.20	1.472	0.124	22.1
Top side	20	QPSK 1RB_0	21350/2560	1:1	0.074	0.02	12.35	14.20	1.531	0.113	22.1
		QPSK 1RB_99	21152/2540.2								
ANT8 Test Record											
Test position	**BW.**	**Test mode**	**Test Ch./Freq.**	**Duty Cycle**	**SAR (W/kg)1-g**	**Power Drift(dB)**	**Conducted power(dBm)**	**Tune up Limit(dBm)**	**Scaled factor**	**Scaled SAR(W/kg)**	**Liquid Temp.**
Head Test data(1RB)											
Left cheek	20	QPSK 1RB_99	21350/2560	1:1	0.255	0.02	12.39	14.00	1.449	0.369	22.1
Left tilted	20	QPSK 1RB_99	21350/2560	1:1	0.081	0.20	12.39	14.00	1.449	0.118	22.1
Right cheek	20	QPSK 1RB_99	21350/2560	1:1	0.061	0.03	12.39	14.00	1.449	0.088	22.1
Right tilted	20	QPSK 1RB_99	21350/2560	1:1	0.033	0.19	12.39	14.00	1.449	0.047	22.1
Head Test data(50%RB)											
Left cheek	20	QPSK 50RB_0	21350/2560	1:1	0.265	0.09	12.46	14.00	1.426	0.378	22.1
Left cheek	20	QPSK 1RB_0	21350/2560	1:1	0.255	0.01	12.40	14.00	1.445	0.369	22.1
		QPSK 1RB_99	21152/2540.2								
Left tilted	20	QPSK 50RB_0	21350/2560	1:1	0.083	0.11	12.46	14.00	1.426	0.118	22.1
Right cheek	20	QPSK 50RB_0	21350/2560	1:1	0.062	-0.01	12.46	14.00	1.426	0.088	22.1
Right tilted	20	QPSK 50RB_0	21350/2560	1:1	0.037	0.01	12.46	14.00	1.426	0.053	22.1
Body Worn Test data(Separate 15mm 1RB)											
Front side	20	QPSK 1RB_99	21350/2560	1:1	0.273	0.03	19.93	21.50	1.435	0.392	22.1
Back side	20	QPSK 1RB_99	21350/2560	1:1	0.348	0.02	19.93	21.50	1.435	0.500	22.1
Body Worn Test data(Separate 15mm 50%RB)											
Front side	20	QPSK 50RB_0	21350/2560	1:1	0.307	-0.09	20.35	21.50	1.303	0.400	22.1
Back side	20	QPSK 50RB_0	21350/2560	1:1	0.392	-0.03	20.35	21.50	1.303	0.511	22.1
Back side	20	QPSK 1RB_0	21350/2560	1:1	0.375	0.01	20.21	21.50	1.346	0.505	22.1
		QPSK 1RB_99	21152/2540.2								
Hotspot Test data(Separate 10mm 1RB)											
Front side	20	QPSK 1RB_99	21350/2560	1:1	0.020	0.09	12.39	14.00	1.449	0.029	22.1
Back side	20	QPSK 1RB_99	21350/2560	1:1	0.039	0.02	12.39	14.00	1.449	0.056	22.1
Right side	20	QPSK 1RB_99	21350/2560	1:1	0.049	0.00	12.39	14.00	1.449	0.071	22.1
Top side	20	QPSK 1RB_99	21350/2560	1:1	0.012	0.08	12.39	14.00	1.449	0.018	22.1
Hotspot Test data (Separate 10mm 50%RB)											
Front side	20	QPSK 50RB_0	21350/2560	1:1	0.024	0.05	12.46	14.00	1.426	0.034	22.1
Back side	20	QPSK 50RB_0	21350/2560	1:1	0.044	0.05	12.46	14.00	1.426	0.062	22.1
Right side	20	QPSK 50RB_0	21350/2560	1:1	0.056	-0.17	12.46	14.00	1.426	0.079	22.1
Right side	20	QPSK 1RB_0	21350/2560	1:1	0.041	0.03	12.40	14.00	1.445	0.059	22.1
		QPSK 1RB_99	21152/2540.2								
Top side	20	QPSK 50RB_0	21350/2560	1:1	0.017	0.08	12.46	14.00	1.426	0.024	22.1

Unless otherwise agreed in writing, this document is issued by the Company subject to its General Conditions of Service printed overleaf, available on request or accessible at http://www.sgs.com/en/Terms-and-Conditions.aspx and, for electronic format documents, subject to Terms and Conditions for Electronic Documents at http://www.sgs.com/en/Terms-and-Conditions/Terms-e-Document.aspx. Attention is drawn to the limitation of liability, indemnification and jurisdiction issues defined therein. Any holder of this document is advised that information contained hereon reflects the Company's findings at the time of its intervention only and within the limits of Client's instructions, if any. The Company's sole responsibility is to its Client and this document does not exonerate parties to a transaction from exercising all their rights and obligations under the transaction documents. This document cannot be reproduced except in full, without prior written approval of the Company. Any unauthorized alteration, forgery or falsification of the content or appearance of this document is unlawful and offenders may be prosecuted to the fullest extent of the law. Unless otherwise stated the results shown in this test report refer only to the sample(s) tested and such sample(s) are retained for 30 days only.
Attention: To check the authenticity of testing /inspection report & certificate, please contact us at telephone: (86-755) 8307 1443, or email: CN.Doccheck@sgs.com
SGS-CSTC Standards Technical Services Co., Ltd. Shenzhen Branch
No.1 Workshop, M-10, Middle Section, Science & Technology Park, Shenzhen, China 518057 t (86-755) 26012053 f (86-755) 26710594 www.sgsgroup.com.cn
中国·深圳·科技园中区M-10栋一号厂房 邮编: 518057 t (86-755) 26012053 f (86-755) 26710594 sgs.china@sgs.com
Member of the SGS Group (SGS SA)

EN-DC B7											
ANT2 Test Record											
Test position	BW.	Test mode	Test Ch./Freq.	Duty Cycle	SAR (W/kg)1-g	Power Drift(dB)	Conducted power(dBm)	Tune up Limit(dBm)	Scaled factor	Scaled SAR(W/kg)	Liquid Temp.
Head Test data(1RB)											
Left cheek	20	QPSK 1RB_50	21100/2535	1:1	0.154	0.13	22.74	23.90	1.306	0.201	22.1
Left tilted	20	QPSK 1RB_50	21100/2535	1:1	0.081	0.01	22.74	23.90	1.306	0.106	22.1
Right cheek	20	QPSK 1RB_50	21100/2535	1:1	0.142	0.05	22.74	23.90	1.306	0.185	22.1
Right tilted	20	QPSK 1RB_50	21100/2535	1:1	0.148	0.03	22.74	23.90	1.306	0.193	22.1
Head Test data(50%RB)											
Left cheek	20	QPSK 50RB_0	21100/2535	1:1	0.143	0.01	21.76	22.90	1.300	0.186	22.1
Left tilted	20	QPSK 50RB_0	21100/2535	1:1	0.063	0.05	21.76	22.90	1.300	0.082	22.1
Right cheek	20	QPSK 50RB_0	21100/2535	1:1	0.121	0.03	21.76	22.90	1.300	0.157	22.1
Right tilted	20	QPSK 50RB_0	21100/2535	1:1	0.122	0.01	21.76	22.90	1.300	0.159	22.1
Body Worn Test data(Separate 15mm 1RB)											
Front side	20	QPSK 1RB_50	21100/2535	1:1	0.241	0.01	22.74	23.90	1.306	0.315	22.1
Back side	20	QPSK 1RB_50	21100/2535	1:1	0.341	-0.03	22.74	23.90	1.306	0.445	22.1
Body Worn Test data(Separate 15mm 50%RB)											
Front side	20	QPSK 50RB_0	21100/2535	1:1	0.221	0.01	21.76	22.90	1.300	0.287	22.1
Back side	20	QPSK 50RB_0	21100/2535	1:1	0.305	0.05	21.76	22.90	1.300	0.397	22.1
Hotspot Test data(Separate 10mm 1RB)											
Front side	20	QPSK 1RB_50	21100/2535	1:1	0.342	0.03	19.84	20.30	1.112	0.380	22.1
Back side	20	QPSK 1RB_50	21100/2535	1:1	0.157	0.01	19.84	20.30	1.112	0.175	22.1
Left side	20	QPSK 1RB_50	21100/2535	1:1	0.352	0.05	19.84	20.30	1.112	0.391	22.1
Bottom side	20	QPSK 1RB_50	21100/2535	1:1	0.353	0.07	19.84	20.30	1.112	0.392	22.1
Hotspot Test data (Separate 10mm 50%RB)											
Front side	20	QPSK 50RB_0	21100/2535	1:1	0.321	0.03	19.73	20.30	1.140	0.366	22.1
Back side	20	QPSK 50RB_0	21100/2535	1:1	0.132	0.01	19.73	20.30	1.140	0.151	22.1
Left side	20	QPSK 50RB_0	21100/2535	1:1	0.305	0.05	19.73	20.30	1.140	0.348	22.1
Bottom side	20	QPSK 50RB_0	21100/2535	1:1	0.350	0.07	19.73	20.30	1.140	0.399	22.1
ANT4 Test Record											
Test position	BW.	Test mode	Test Ch./Freq.	Duty Cycle	SAR (W/kg)1-g	Power Drift(dB)	Conducted power(dBm)	Tune up Limit(dBm)	Scaled factor	Scaled SAR(W/kg)	Liquid Temp.
Head Test data(1RB)											
Left cheek	20	QPSK 1RB_50	21100/2535	1:1	0.156	0.03	13.81	15.10	1.346	0.210	22.1
Left tilted	20	QPSK 1RB_50	21100/2535	1:1	0.015	0.01	13.81	15.10	1.346	0.020	22.1
Right cheek	20	QPSK 1RB_50	21100/2535	1:1	0.411	-0.10	13.81	15.10	1.346	0.553	22.1
Right tilted	20	QPSK 1RB_50	21100/2535	1:1	0.087	0.01	13.81	15.10	1.346	0.117	22.1
Head Test data(50%RB)											
Left cheek	20	QPSK 50RB_0	21100/2535	1:1	0.151	0.05	13.71	15.10	1.377	0.208	22.1
Left tilted	20	QPSK 50RB_0	21100/2535	1:1	0.011	0.03	13.71	15.10	1.377	0.015	22.1
Right cheek	20	QPSK 50RB_0	21100/2535	1:1	0.336	0.01	13.71	15.10	1.377	0.463	22.1
Right tilted	20	QPSK 50RB_0	21100/2535	1:1	0.086	0.05	13.71	15.10	1.377	0.118	22.1
Body Worn Test data(Separate 15mm 1RB)											
Front side	20	QPSK 1RB_50	21100/2535	1:1	0.221	0.05	23.72	25.10	1.374	0.304	22.1
Back side	20	QPSK 1RB_50	21100/2535	1:1	0.364	0.03	23.72	25.10	1.374	0.500	22.1
Body Worn Test data(Separate 15mm 50%RB)											
Front side	20	QPSK 50RB_0	21100/2535	1:1	0.254	0.01	22.81	24.10	1.346	0.342	22.1
Back side	20	QPSK 50RB_0	21100/2535	1:1	0.380	-0.02	22.81	24.10	1.346	0.511	22.1
Hotspot Test data(Separate 10mm 1RB)											
Front side	20	QPSK 1RB_50	21100/2535	1:1	0.065	0.05	13.81	15.10	1.346	0.087	22.1
Back side	20	QPSK 1RB_50	21100/2535	1:1	0.082	0.03	13.81	15.10	1.346	0.110	22.1
Left side	20	QPSK 1RB_50	21100/2535	1:1	0.121	0.09	13.81	15.10	1.346	0.163	22.1

Unless otherwise agreed in writing, this document is issued by the Company subject to its General Conditions of Service printed overleaf, available on request or accessible at http://www.sgs.com/en/Terms-and-Conditions.aspx and, for electronic format documents, subject to Terms and Conditions for Electronic Documents at http://www.sgs.com/en/Terms-and-Conditions/Terms-e-Document.aspx. Attention is drawn to the limitation of liability, indemnification and jurisdiction issues defined therein. Any holder of this document is advised that information contained hereon reflects the Company's findings at the time of its intervention only and within the limits of Client's instructions, if any. The Company's sole responsibility is to its Client and this document does not exonerate parties to a transaction from exercising all their rights and obligations under the transaction documents. This document cannot be reproduced except in full, without prior written approval of the Company. Any unauthorized alteration, forgery or falsification of the content or appearance of this document is unlawful and offenders may be prosecuted to the fullest extent of the law. Unless otherwise stated the results shown in this test report refer only to the sample(s) tested and such sample(s) are retained for 30 days only.
Attention: To check the authenticity of testing /inspection report & certificate, please contact us at telephone: (86-755) 8307 1443, or email: CN.Doccheck@sgs.com
SGS-CSTC Standards Technical Services Co., Ltd. Shenzhen Branch
No.1 Workshop, M-10, Middle Section, Science & Technology Park, Shenzhen, China 518057 t (86-755) 26012053 f (86-755) 26710594 www.sgsgroup.com.cn
中国·深圳·科技园中区M-10栋一号厂房 邮编: 518057 t (86-755) 26012053 f (86-755) 26710594 sgs.china@sgs.com
Member of the SGS Group (SGS SA)

Top side	20	QPSK 1RB_50	21100/2535	1:1	0.030	0.01	13.81	15.10	1.346	0.040	22.1
Hotspot Test data (Separate 10mm 50%RB)											
Front side	20	QPSK 50RB_0	21100/2535	1:1	0.064	0.05	13.71	15.10	1.377	0.088	22.1
Back side	20	QPSK 50RB_0	21100/2535	1:1	0.076	0.03	13.71	15.10	1.377	0.105	22.1
Left side	20	QPSK 50RB_0	21100/2535	1:1	0.120	0.09	13.71	15.10	1.377	0.165	22.1
Top side	20	QPSK 50RB_0	21100/2535	1:1	0.010	0.05	13.71	15.10	1.377	0.014	22.1
Test position	**BW.**	**Test mode**	**Test Ch./Freq.**	**Duty Cycle**	**SAR (W/kg)10-g**	**Power Drift(dB)**	**Conducted power(dBm)**	**Tune up Limit(dBm)**	**Scaled factor**	**Scaled SAR(W/kg)**	**Liquid Temp.**
Product Specific 10-g SAR (Separate 0mm 1RB) Sensor on											
Left side	20	QPSK 1RB_50	21100/2535	1:1	1.200	0.04	19.83	21.10	1.340	1.608	22.1
Product Specific 10-g SAR (Separate 0mm 50%RB) Sensor on											
Left side	20	QPSK 50RB_0	21100/2535	1:1	1.05	0.03	19.73	21.10	1.371	1.439	22.1
Product Specific 10-g SAR (Separate 5mm 1RB) Sensor off											
Left side	20	QPSK 1RB_50	21100/2535	1:1	0.768	0.19	23.72	25.10	1.374	1.055	22.1
Product Specific 10-g SAR (Separate 5mm 50%RB) Sensor off											
Left side	20	QPSK 50RB_0	21100/2535	1:1	0.751	0.02	22.81	24.10	1.346	1.011	22.1
ANT5 Test Record											
Test position	**BW.**	**Test mode**	**Test Ch./Freq.**	**Duty Cycle**	**SAR (W/kg)1-g**	**Power Drift(dB)**	**Conducted power(dBm)**	**Tune up Limit(dBm)**	**Scaled factor**	**Scaled SAR(W/kg)**	**Liquid Temp.**
Head Test data(1RB)											
Left cheek	20	QPSK 1RB_50	21100/2535	1:1	0.179	0.05	13.15	14.00	1.216	0.218	22.1
Left tilted	20	QPSK 1RB_50	21100/2535	1:1	0.220	0.06	13.15	14.00	1.216	0.268	22.1
Right cheek	20	QPSK 1RB_50	21100/2535	1:1	0.384	0.01	13.15	14.00	1.216	0.467	22.1
Right tilted	20	QPSK 1RB_50	21100/2535	1:1	0.407	0.19	13.15	14.00	1.216	0.495	22.1
Head Test data(50%RB)											
Left cheek	20	QPSK 50RB_0	21100/2535	1:1	0.178	0.01	13.25	14.00	1.189	0.212	22.1
Left tilted	20	QPSK 50RB_0	21100/2535	1:1	0.218	0.06	13.25	14.00	1.189	0.259	22.1
Right cheek	20	QPSK 50RB_0	21100/2535	1:1	0.375	0.01	13.25	14.00	1.189	0.446	22.1
Right tilted	20	QPSK 50RB_0	21100/2535	1:1	0.414	0.01	13.25	14.00	1.189	0.492	22.1
Body Worn Test data(Separate 15mm 1RB)											
Front side	20	QPSK 1RB_50	21100/2535	1:1	0.301	0.08	21.90	23.00	1.288	0.388	22.1
Back side	20	QPSK 1RB_50	21100/2535	1:1	0.409	-0.02	21.90	23.00	1.288	0.527	22.1
Body Worn Test data(Separate 15mm 50%RB)											
Front side	20	QPSK 50RB_0	21100/2535	1:1	0.297	0.03	21.73	23.00	1.340	0.398	22.1
Back side	20	QPSK 50RB_0	21100/2535	1:1	0.363	0.01	21.73	23.00	1.340	0.486	22.1
Hotspot Test data(Separate 10mm 1RB)											
Front side	20	QPSK 1RB_50	21100/2535	1:1	0.074	0.05	13.15	14.00	1.216	0.090	22.1
Back side	20	QPSK 1RB_50	21100/2535	1:1	0.089	0.06	13.15	14.00	1.216	0.108	22.1
Left side	20	QPSK 1RB_50	21100/2535	1:1	0.002	0.01	13.15	14.00	1.216	0.002	22.1
Top side	20	QPSK 1RB_50	21100/2535	1:1	0.102	0.05	13.15	14.00	1.216	0.124	22.1
Hotspot Test data (Separate 10mm 50%RB)											
Front side	20	QPSK 50RB_0	21100/2535	1:1	0.078	0.03	13.25	14.00	1.189	0.093	22.1
Back side	20	QPSK 50RB_0	21100/2535	1:1	0.092	0.01	13.25	14.00	1.189	0.109	22.1
Left side	20	QPSK 50RB_0	21100/2535	1:1	0.003	0.05	13.25	14.00	1.189	0.004	22.1
Top side	20	QPSK 50RB_0	21100/2535	1:1	0.122	0.07	13.25	14.00	1.189	0.145	22.1
ANT8 Test Record											
Test position	**BW.**	**Test mode**	**Test Ch./Freq.**	**Duty Cycle**	**SAR (W/kg)1-g**	**Power Drift(dB)**	**Conducted power(dBm)**	**Tune up Limit(dBm)**	**Scaled factor**	**Scaled SAR(W/kg)**	**Liquid Temp.**
Head Test data(1RB)											
Left cheek	20	QPSK 1RB_50	21100/2535	1:1	0.374	0.06	12.61	13.50	1.227	0.459	22.1
Left tilted	20	QPSK 1RB_50	21100/2535	1:1	0.126	0.01	12.61	13.50	1.227	0.155	22.1
Right cheek	20	QPSK 1RB_50	21100/2535	1:1	0.074	0.05	12.61	13.50	1.227	0.091	22.1
Right tilted	20	QPSK 1RB_50	21100/2535	1:1	0.041	0.03	12.61	13.50	1.227	0.050	22.1
Head Test data(50%RB)											

Unless otherwise agreed in writing, this document is issued by the Company subject to its General Conditions of Service printed overleaf, available on request or accessible at http://www.sgs.com/en/Terms-and-Conditions.aspx and, for electronic format documents, subject to Terms and Conditions for Electronic Documents at http://www.sgs.com/en/Terms-and-Conditions/Terms-e-Document.aspx. Attention is drawn to the limitation of liability, indemnification and jurisdiction issues defined therein. Any holder of this document is advised that information contained hereon reflects the Company's findings at the time of its intervention only and within the limits of Client's instructions, if any. The Company's sole responsibility is to its Client and this document does not exonerate parties to a transaction from exercising all their rights and obligations under the transaction documents. This document cannot be reproduced except in full, without prior written approval of the Company. Any unauthorized alteration, forgery or falsification of the content or appearance of this document is unlawful and offenders may be prosecuted to the fullest extent of the law. Unless otherwise stated the results shown in this test report refer only to the sample(s) tested and such sample(s) are retained for 30 days only.
Attention: To check the authenticity of testing /inspection report & certificate, please contact us at telephone: (86-755) 8307 1443, or email: CN.Doccheck@sgs.com
SGS-CSTC Standards Technical Services Co., Ltd. Shenzhen Branch
No.1 Workshop, M-10, Middle Section, Science & Technology Park, Shenzhen, China 518057 t (86-755) 26012053 f (86-755) 26710594 www.sgsgroup.com.cn
中国·深圳·科技园中区M-10栋一号厂房 邮编: 518057 t (86-755) 26012053 f (86-755) 26710594 sgs.china@sgs.com
Member of the SGS Group (SGS SA)

Left cheek	20	QPSK 50RB_0	21100/2535	1:1	0.331	0.19	12.21	13.50	1.346	0.445	22.1
Left tilted	20	QPSK 50RB_0	21100/2535	1:1	0.123	0.01	12.21	13.50	1.346	0.166	22.1
Right cheek	20	QPSK 50RB_0	21100/2535	1:1	0.073	0.05	12.21	13.50	1.346	0.098	22.1
Right tilted	20	QPSK 50RB_0	21100/2535	1:1	0.038	0.03	12.21	13.50	1.346	0.051	22.1
Body Worn Test data(Separate 15mm 1RB)											
Front side	20	QPSK 1RB_50	21100/2535	1:1	0.125	0.01	19.30	20.50	1.318	0.165	22.1
Back side	20	QPSK 1RB_50	21100/2535	1:1	0.149	0.16	19.30	20.50	1.318	0.196	22.1
Body Worn Test data(Separate 15mm 50%RB)											
Front side	20	QPSK 50RB_0	21100/2535	1:1	0.121	0.03	19.21	20.50	1.346	0.163	22.1
Back side	20	QPSK 50RB_0	21100/2535	1:1	0.128	0.01	19.21	20.50	1.346	0.172	22.1
Hotspot Test data(Separate 10mm 1RB)											
Front side	20	QPSK 1RB_50	21100/2535	1:1	0.056	0.01	12.61	13.50	1.227	0.069	22.1
Back side	20	QPSK 1RB_50	21100/2535	1:1	0.050	0.05	12.61	13.50	1.227	0.061	22.1
Right side	20	QPSK 1RB_50	21100/2535	1:1	0.095	0.01	12.61	13.50	1.227	0.117	22.1
Top side	20	QPSK 1RB_50	21100/2535	1:1	0.005	0.06	12.61	13.50	1.227	0.006	22.1
Hotspot Test data (Separate 10mm 50%RB)											
Front side	20	QPSK 50RB_0	21100/2535	1:1	0.052	0.01	12.21	13.50	1.346	0.070	22.1
Back side	20	QPSK 50RB_0	21100/2535	1:1	0.048	0.03	12.21	13.50	1.346	0.065	22.1
Right side	20	QPSK 50RB_0	21100/2535	1:1	0.096	-0.18	12.21	13.50	1.346	0.130	22.1
Top side	20	QPSK 50RB_0	21100/2535	1:1	0.003	0.01	12.21	13.50	1.346	0.004	22.1

Table 19：SAR of LTE Band 7 and EN-DC B7

Unless otherwise agreed in writing, this document is issued by the Company subject to its General Conditions of Service printed overleaf, available on request or accessible at http://www.sgs.com/en/Terms-and-Conditions.aspx and, for electronic format documents, subject to Terms and Conditions for Electronic Documents at http://www.sgs.com/en/Terms-and-Conditions/Terms-e-Document.aspx. Attention is drawn to the limitation of liability, indemnification and jurisdiction issues defined therein. Any holder of this document is advised that information contained hereon reflects the Company's findings at the time of its intervention only and within the limits of Client's instructions, if any. The Company's sole responsibility is to its Client and this document does not exonerate parties to a transaction from exercising all their rights and obligations under the transaction documents. This document cannot be reproduced except in full, without prior written approval of the Company. Any unauthorized alteration, forgery or falsification of the content or appearance of this document is unlawful and offenders may be prosecuted to the fullest extent of the law. Unless otherwise stated the results shown in this test report refer only to the sample(s) tested and such sample(s) are retained for 30 days only.
Attention: To check the authenticity of testing /inspection report & certificate, please contact us at telephone: (86-755) 8307 1443, or email: CN.Doccheck@sgs.com
SGS-CSTC Standards Technical Services Co., Ltd. Shenzhen Branch
No.1 Workshop, M-10, Middle Section, Science & Technology Park, Shenzhen, China 518057 t (86-755) 26012053 f (86-755) 26710594 www.sgsgroup.com.cn
中国·深圳·科技园中区M-10栋一号厂房 邮编: 518057 t (86-755) 26012053 f (86-755) 26710594 sgs.china@sgs.com
Member of the SGS Group (SGS SA)

8.3.10 SAR Result of LTE Band 12

ANT1 Test Record											
Test position	BW.	Test mode	Test Ch./Freq.	Duty Cycle	SAR (W/kg)1-g	Power Drift(dB)	Conducted power(dBm)	Tune up Limit(dBm)	Scaled factor	Scaled SAR(W/kg)	Liquid Temp.
Head Test data(1RB)											
Left cheek	10	QPSK 1RB_25	23095/707.5	1:1	0.169	0.20	24.09	25.50	1.384	0.234	22.1
Left tilted	10	QPSK 1RB_25	23095/707.5	1:1	0.105	0.15	24.09	25.50	1.384	0.145	22.1
Right cheek	10	QPSK 1RB_25	23095/707.5	1:1	0.113	0.00	24.09	25.50	1.384	0.156	22.1
Right tilted	10	QPSK 1RB_25	23095/707.5	1:1	0.050	0.03	24.09	25.50	1.384	0.069	22.1
Head Test data(50%RB)											
Left cheek	10	QPSK 25RB_0	23095/707.5	1:1	0.137	0.12	22.99	24.50	1.416	0.194	22.1
Left tilted	10	QPSK 25RB_0	23095/707.5	1:1	0.081	0.03	22.99	24.50	1.416	0.115	22.1
Right cheek	10	QPSK 25RB_0	23095/707.5	1:1	0.087	-0.02	22.99	24.50	1.416	0.123	22.1
Right tilted	10	QPSK 25RB_0	23095/707.5	1:1	0.040	-0.03	22.99	24.50	1.416	0.056	22.1
Body Worn Test data(Separate 15mm 1RB)											
Front side	10	QPSK 1RB_25	23095/707.5	1:1	0.139	0.04	24.09	25.50	1.384	0.192	22.1
Back side	10	QPSK 1RB_25	23095/707.5	1:1	0.171	0.15	24.09	25.50	1.384	0.237	22.1
Body Worn Test data(Separate 15mm 50%RB)											
Front side	10	QPSK 25RB_0	23095/707.5	1:1	0.116	0.04	22.99	24.50	1.416	0.164	22.1
Back side	10	QPSK 25RB_0	23095/707.5	1:1	0.134	-0.03	22.99	24.50	1.416	0.190	22.1
Hotspot Test data(Separate 10mm 1RB)											
Front side	10	QPSK 1RB_25	23095/707.5	1:1	0.173	0.07	24.09	25.50	1.384	0.239	22.1
Back side	10	QPSK 1RB_25	23095/707.5	1:1	0.213	-0.19	24.09	25.50	1.384	0.295	22.1
Right side	10	QPSK 1RB_25	23095/707.5	1:1	0.236	-0.01	24.09	25.50	1.384	0.327	22.1
Bottom side	10	QPSK 1RB_25	23095/707.5	1:1	0.085	0.03	24.09	25.50	1.384	0.118	22.1
Hotspot Test data (Separate 10mm 50%RB)											
Front side	10	QPSK 25RB_0	23095/707.5	1:1	0.134	0.07	22.99	24.50	1.416	0.190	22.1
Back side	10	QPSK 25RB_0	23095/707.5	1:1	0.166	-0.03	22.99	24.50	1.416	0.235	22.1
Right side	10	QPSK 25RB_0	23095/707.5	1:1	0.190	0.00	22.99	24.50	1.416	0.269	22.1
Bottom side	10	QPSK 25RB_0	23095/707.5	1:1	0.066	0.08	22.99	24.50	1.416	0.094	22.1
ANT3 Test Record											
Test position	BW.	Test mode	Test Ch./Freq.	Duty Cycle	SAR (W/kg)1-g	Power Drift(dB)	Conducted power(dBm)	Tune up Limit(dBm)	Scaled factor	Scaled SAR(W/kg)	Liquid Temp.
Head Test data(1RB)											
Left cheek	10	QPSK 1RB_25	23095/707.5	1:1	0.460	0.19	23.52	25.00	1.406	0.647	22.1
Left tilted	10	QPSK 1RB_25	23095/707.5	1:1	0.046	0.17	23.52	25.00	1.406	0.064	22.1
Right cheek	10	QPSK 1RB_25	23095/707.5	1:1	0.258	0.11	23.52	25.00	1.406	0.363	22.1
Right tilted	10	QPSK 1RB_25	23095/707.5	1:1	0.045	0.07	23.52	25.00	1.406	0.063	22.1
Head Test data(50%RB)											
Left cheek	10	QPSK 25RB_0	23095/707.5	1:1	0.305	0.15	22.47	24.00	1.422	0.434	22.1
Left tilted	10	QPSK 25RB_0	23095/707.5	1:1	0.039	-0.06	22.47	24.00	1.422	0.056	22.1
Right cheek	10	QPSK 25RB_0	23095/707.5	1:1	0.201	0.19	22.47	24.00	1.422	0.286	22.1
Right tilted	10	QPSK 25RB_0	23095/707.5	1:1	0.035	0.15	22.47	24.00	1.422	0.049	22.1
Body Worn Test data(Separate 15mm 1RB)											
Front side	10	QPSK 1RB_25	23095/707.5	1:1	0.091	0.14	23.52	25.00	1.406	0.128	22.1
Back side	10	QPSK 1RB_25	23095/707.5	1:1	0.101	0.09	23.52	25.00	1.406	0.142	22.1
Body Worn Test data(Separate 15mm 50%RB)											
Front side	10	QPSK 25RB_0	23095/707.5	1:1	0.083	0.14	22.47	24.00	1.422	0.118	22.1
Back side	10	QPSK 25RB_0	23095/707.5	1:1	0.088	0.07	22.47	24.00	1.422	0.126	22.1
Hotspot Test data(Separate 10mm 1RB)											
Front side	10	QPSK 1RB_25	23095/707.5	1:1	0.189	0.10	23.52	25.00	1.406	0.266	22.1
Back side	10	QPSK 1RB_25	23095/707.5	1:1	0.162	0.18	23.52	25.00	1.406	0.228	22.1
Left side	10	QPSK 1RB_25	23095/707.5	1:1	0.390	0.08	23.52	25.00	1.406	0.548	22.1

Unless otherwise agreed in writing, this document is issued by the Company subject to its General Conditions of Service printed overleaf, available on request or accessible at http://www.sgs.com/en/Terms-and-Conditions.aspx and, for electronic format documents, subject to Terms and Conditions for Electronic Documents at http://www.sgs.com/en/Terms-and-Conditions/Terms-e-Document.aspx. Attention is drawn to the limitation of liability, indemnification and jurisdiction issues defined therein. Any holder of this document is advised that information contained hereon reflects the Company's findings at the time of its intervention only and within the limits of Client's instructions, if any. The Company's sole responsibility is to its Client and this document does not exonerate parties to a transaction from exercising all their rights and obligations under the transaction documents. This document cannot be reproduced except in full, without prior written approval of the Company. Any unauthorized alteration, forgery or falsification of the content or appearance of this document is unlawful and offenders may be prosecuted to the fullest extent of the law. Unless otherwise stated the results shown in this test report refer only to the sample(s) tested and such sample(s) are retained for 30 days only.
Attention: To check the authenticity of testing /inspection report & certificate, please contact us at telephone: (86-755) 8307 1443, or email: CN.Doccheck@sgs.com

Hotspot Test data (Separate 10mm 50%RB)											
Front side	10	QPSK 25RB_0	23095/707.5	1:1	0.145	0.13	22.47	24.00	1.422	0.206	22.1
Back side	10	QPSK 25RB_0	23095/707.5	1:1	0.133	0.16	22.47	24.00	1.422	0.189	22.1
Left side	10	QPSK 25RB_0	23095/707.5	1:1	0.339	0.09	22.47	24.00	1.422	0.482	22.1

Table 20：SAR of LTE Band 12

Unless otherwise agreed in writing, this document is issued by the Company subject to its General Conditions of Service printed overleaf, available on request or accessible at http://www.sgs.com/en/Terms-and-Conditions.aspx and, for electronic format documents, subject to Terms and Conditions for Electronic Documents at http://www.sgs.com/en/Terms-and-Conditions/Terms-e-Document.aspx. Attention is drawn to the limitation of liability, indemnification and jurisdiction issues defined therein. Any holder of this document is advised that information contained hereon reflects the Company's findings at the time of its intervention only and within the limits of Client's instructions, if any. The Company's sole responsibility is to its Client and this document does not exonerate parties to a transaction from exercising all their rights and obligations under the transaction documents. This document cannot be reproduced except in full, without prior written approval of the Company. Any unauthorized alteration, forgery or falsification of the content or appearance of this document is unlawful and offenders may be prosecuted to the fullest extent of the law. Unless otherwise stated the results shown in this test report refer only to the sample(s) tested and such sample(s) are retained for 30 days only.
Attention: To check the authenticity of testing /inspection report & certificate, please contact us at telephone: (86-755) 8307 1443, or email: CN.Doccheck@sgs.com
SGS-CSTC Standards Technical Services Co., Ltd. Shenzhen Branch
No.1 Workshop, M-10, Middle Section, Science & Technology Park, Shenzhen, China 518057 t (86-755) 26012053 f (86-755) 26710594 www.sgsgroup.com.cn
中国·深圳·科技园中区M-10栋一号厂房 邮编: 518057 t (86-755) 26012053 f (86-755) 26710594 sgs.china@sgs.com
Member of the SGS Group (SGS SA)

8.3.11 SAR Result of LTE Band 13

ANT1 Test Record											
Test position	BW.	Test mode	Test Ch./Freq.	Duty Cycle	SAR (W/kg)1-g	Power Drift(dB)	Conducted power(dBm)	Tune up Limit(dBm)	Scaled factor	Scaled SAR(W/kg)	Liquid Temp.
Head Test data(1RB)											
Left cheek	10	QPSK 1RB_25	23230/782	1:1	0.211	-0.13	23.85	25.50	1.462	0.309	22.1
Left tilted	10	QPSK 1RB_25	23230/782	1:1	0.124	0.19	23.85	25.50	1.462	0.181	22.1
Right cheek	10	QPSK 1RB_25	23230/782	1:1	0.168	0.19	23.85	25.50	1.462	0.246	22.1
Right tilted	10	QPSK 1RB_25	23230/782	1:1	0.089	0.12	23.85	25.50	1.462	0.130	22.1
Head Test data(50%RB)											
Left cheek	10	QPSK 25RB_0	23230/782	1:1	0.128	0.13	22.77	24.50	1.489	0.191	22.1
Left tilted	10	QPSK 25RB_0	23230/782	1:1	0.092	0.15	22.77	24.50	1.489	0.138	22.1
Right cheek	10	QPSK 25RB_0	23230/782	1:1	0.127	0.01	22.77	24.50	1.489	0.189	22.1
Right tilted	10	QPSK 25RB_0	23230/782	1:1	0.067	0.17	22.77	24.50	1.489	0.100	22.1
Body Worn Test data(Separate 15mm 1RB)											
Front side	10	QPSK 1RB_25	23230/782	1:1	0.168	-0.06	23.85	25.50	1.462	0.246	22.1
Back side	10	QPSK 1RB_25	23230/782	1:1	0.185	0.01	23.85	25.50	1.462	0.271	22.1
Body Worn Test data(Separate 15mm 50%RB)											
Front side	10	QPSK 25RB_0	23230/782	1:1	0.147	0.07	22.77	24.50	1.489	0.219	22.1
Back side	10	QPSK 25RB_0	23230/782	1:1	0.163	0.04	22.77	24.50	1.489	0.243	22.1
Hotspot Test data(Separate 10mm 1RB)											
Front side	10	QPSK 1RB_25	23230/782	1:1	0.276	0.08	23.85	25.50	1.462	0.404	22.1
Back side	10	QPSK 1RB_25	23230/782	1:1	0.356	0.07	23.85	25.50	1.462	0.521	22.1
Right side	10	QPSK 1RB_25	23230/782	1:1	0.276	0.01	23.85	25.50	1.462	0.404	22.1
Bottom side	10	QPSK 1RB_25	23230/782	1:1	0.200	-0.04	23.85	25.50	1.462	0.292	22.1
Hotspot Test data (Separate 10mm 50%RB)											
Front side	10	QPSK 25RB_0	23230/782	1:1	0.194	0.07	22.77	24.50	1.489	0.289	22.1
Back side	10	QPSK 25RB_0	23230/782	1:1	0.266	0.00	22.77	24.50	1.489	0.396	22.1
Right side	10	QPSK 25RB_0	23230/782	1:1	0.204	0.01	22.77	24.50	1.489	0.304	22.1
Bottom side	10	QPSK 25RB_0	23230/782	1:1	0.153	-0.03	22.77	24.50	1.489	0.228	22.1
ANT3 Test Record											
Test position	BW.	Test mode	Test Ch./Freq.	Duty Cycle	SAR (W/kg)1-g	Power Drift(dB)	Conducted power(dBm)	Tune up Limit(dBm)	Scaled factor	Scaled SAR(W/kg)	Liquid Temp.
Head Test data(1RB)											
Left cheek	10	QPSK 1RB_25	23230/782	1:1	0.541	0.17	21.56	23.00	1.393	0.754	22.1
Left tilted	10	QPSK 1RB_25	23230/782	1:1	0.070	-0.01	21.56	23.00	1.393	0.097	22.1
Right cheek	10	QPSK 1RB_25	23230/782	1:1	0.250	0.06	21.56	23.00	1.393	0.348	22.1
Right tilted	10	QPSK 1RB_25	23230/782	1:1	0.041	0.14	21.56	23.00	1.393	0.057	22.1
Head Test data(50%RB)											
Left cheek	10	QPSK 25RB_0	23230/782	1:1	0.565	-0.07	21.23	23.00	1.503	0.849	22.1
Left tilted	10	QPSK 25RB_0	23230/782	1:1	0.094	-0.14	21.23	23.00	1.503	0.141	22.1
Right cheek	10	QPSK 25RB_0	23230/782	1:1	0.261	0.00	21.23	23.00	1.503	0.392	22.1
Right tilted	10	QPSK 25RB_0	23230/782	1:1	0.040	0.14	21.23	23.00	1.503	0.061	22.1
Head Test data(100%RB)											
Left cheek	10	QPSK 50RB_0	23230/782	1:1	0.609	-0.10	21.23	23.00	1.503	0.915	22.1
Body Worn Test data(Separate 15mm 1RB)											
Front side	10	QPSK 1RB_25	23230/782	1:1	0.246	-0.02	23.43	25.00	1.435	0.353	22.1
Back side	10	QPSK 1RB_25	23230/782	1:1	0.245	-0.03	23.43	25.00	1.435	0.352	22.1
Body Worn Test data(Separate 15mm 50%RB)											
Front side	10	QPSK 25RB_0	23230/782	1:1	0.194	-0.05	22.22	24.00	1.507	0.292	22.1
Back side	10	QPSK 25RB_0	23230/782	1:1	0.196	-0.05	22.22	24.00	1.507	0.295	22.1
Hotspot Test data(Separate 10mm 1RB)											

Unless otherwise agreed in writing, this document is issued by the Company subject to its General Conditions of Service printed overleaf, available on request or accessible at http://www.sgs.com/en/Terms-and-Conditions.aspx and, for electronic format documents, subject to Terms and Conditions for Electronic Documents at http://www.sgs.com/en/Terms-and-Conditions/Terms-e-Document.aspx. Attention is drawn to the limitation of liability, indemnification and jurisdiction issues defined therein. Any holder of this document is advised that information contained hereon reflects the Company's findings at the time of its intervention only and within the limits of Client's instructions, if any. The Company's sole responsibility is to its Client and this document does not exonerate parties to a transaction from exercising all their rights and obligations under the transaction documents. This document cannot be reproduced except in full, without prior written approval of the Company. Any unauthorized alteration, forgery or falsification of the content or appearance of this document is unlawful and offenders may be prosecuted to the fullest extent of the law. Unless otherwise stated the results shown in this test report refer only to the sample(s) tested and such sample(s) are retained for 30 days only.
Attention: To check the authenticity of testing /inspection report & certificate, please contact us at telephone: (86-755) 8307 1443, or email: CN.Doccheck@sgs.com
SGS-CSTC Standards Technical Services Co., Ltd. Shenzhen Branch
No.1 Workshop, M-10, Middle Section, Science & Technology Park, Shenzhen, China 518057 t (86-755) 26012053 f (86-755) 26710594 www.sgsgroup.com.cn
中国·深圳·科技园中区M-10栋一号厂房 邮编: 518057 t (86-755) 26012053 f (86-755) 26710594 sgs.china@sgs.com
Member of the SGS Group (SGS SA)

Front side	10	QPSK 1RB_25	23230/782	1:1	0.259	0.09	21.56	23.00	1.393	0.361	22.1
Back side	10	QPSK 1RB_25	23230/782	1:1	0.245	-0.18	21.56	23.00	1.393	0.341	22.1
Left side	10	QPSK 1RB_25	23230/782	1:1	0.421	0.08	21.56	23.00	1.393	0.587	22.1
Hotspot Test data (Separate 10mm 50%RB)											
Front side	10	QPSK 25RB_0	23230/782	1:1	0.267	0.04	21.23	23.00	1.503	0.401	22.1
Back side	10	QPSK 25RB_0	23230/782	1:1	0.249	-0.16	21.23	23.00	1.503	0.374	22.1
Left side	10	QPSK 25RB_0	23230/782	1:1	0.365	0.09	21.23	23.00	1.503	0.549	22.1

Table 21：SAR of LTE Band 13

Unless otherwise agreed in writing, this document is issued by the Company subject to its General Conditions of Service printed overleaf, available on request or accessible at http://www.sgs.com/en/Terms-and-Conditions.aspx and, for electronic format documents, subject to Terms and Conditions for Electronic Documents at http://www.sgs.com/en/Terms-and-Conditions/Terms-e-Document.aspx. Attention is drawn to the limitation of liability, indemnification and jurisdiction issues defined therein. Any holder of this document is advised that information contained hereon reflects the Company's findings at the time of its intervention only and within the limits of Client's instructions, if any. The Company's sole responsibility is to its Client and this document does not exonerate parties to a transaction from exercising all their rights and obligations under the transaction documents. This document cannot be reproduced except in full, without prior written approval of the Company. Any unauthorized alteration, forgery or falsification of the content or appearance of this document is unlawful and offenders may be prosecuted to the fullest extent of the law. Unless otherwise stated the results shown in this test report refer only to the sample(s) tested and such sample(s) are retained for 30 days only.
Attention: To check the authenticity of testing /inspection report & certificate, please contact us at telephone: (86-755) 8307 1443, or email: CN.Doccheck@sgs.com
SGS-CSTC Standards Technical Services Co., Ltd. Shenzhen Branch
No.1 Workshop, M-10, Middle Section, Science & Technology Park, Shenzhen, China 518057 t (86-755) 26012053 f (86-755) 26710594 www.sgsgroup.com.cn
中国·深圳·科技园中区M-10栋一号厂房 邮编: 518057 t (86-755) 26012053 f (86-755) 26710594 sgs.china@sgs.com
Member of the SGS Group (SGS SA)

8.3.12 SAR Result of LTE Band 17

ANT1 Test Record											
Test position	BW.	Test mode	Test Ch./Freq.	Duty Cycle	SAR (W/kg)1-g	Power Drift(dB)	Conducted power(dBm)	Tune up Limit(dBm)	Scaled factor	Scaled SAR(W/kg)	Liquid Temp.
Head Test data(1RB)											
Left cheek	10	QPSK 1RB_25	23790/710	1:1	0.164	-0.09	24.05	25.50	1.396	0.229	22.1
Left tilted	10	QPSK 1RB_25	23790/710	1:1	0.119	0.07	24.05	25.50	1.396	0.166	22.1
Right cheek	10	QPSK 1RB_25	23790/710	1:1	0.111	0.05	24.05	25.50	1.396	0.155	22.1
Right tilted	10	QPSK 1RB_25	23790/710	1:1	0.060	0.20	24.05	25.50	1.396	0.084	22.1
Head Test data(50%RB)											
Left cheek	10	QPSK 25RB_0	23790/710	1:1	0.108	-0.17	22.99	24.50	1.416	0.153	22.1
Left tilted	10	QPSK 25RB_0	23790/710	1:1	0.093	0.13	22.99	24.50	1.416	0.132	22.1
Right cheek	10	QPSK 25RB_0	23790/710	1:1	0.080	-0.18	22.99	24.50	1.416	0.114	22.1
Right tilted	10	QPSK 25RB_0	23790/710	1:1	0.045	-0.16	22.99	24.50	1.416	0.064	22.1
Body Worn Test data(Separate 15mm 1RB)											
Front side	10	QPSK 1RB_25	23790/710	1:1	0.159	0.05	24.05	25.50	1.396	0.222	22.1
Back side	10	QPSK 1RB_25	23790/710	1:1	0.164	-0.01	24.05	25.50	1.396	0.229	22.1
Body Worn Test data(Separate 15mm 50%RB)											
Front side	10	QPSK 25RB_0	23790/710	1:1	0.113	0.03	22.99	24.50	1.416	0.160	22.1
Back side	10	QPSK 25RB_0	23790/710	1:1	0.117	0.04	22.99	24.50	1.416	0.166	22.1
Hotspot Test data(Separate 10mm 1RB)											
Front side	10	QPSK 1RB_25	23790/710	1:1	0.172	0.04	24.05	25.50	1.396	0.240	22.1
Back side	10	QPSK 1RB_25	23790/710	1:1	0.224	0.02	24.05	25.50	1.396	0.313	22.1
Right side	10	QPSK 1RB_25	23790/710	1:1	0.253	0.15	24.05	25.50	1.396	0.353	22.1
Bottom side	10	QPSK 1RB_25	23790/710	1:1	0.096	0.01	24.05	25.50	1.396	0.133	22.1
Hotspot Test data (Separate 10mm 50%RB)											
Front side	10	QPSK 25RB_0	23790/710	1:1	0.134	0.04	22.99	24.50	1.416	0.190	22.1
Back side	10	QPSK 25RB_0	23790/710	1:1	0.180	0.01	22.99	24.50	1.416	0.255	22.1
Right side	10	QPSK 25RB_0	23790/710	1:1	0.192	0.05	22.99	24.50	1.416	0.272	22.1
Bottom side	10	QPSK 25RB_0	23790/710	1:1	0.069	-0.01	22.99	24.50	1.416	0.098	22.1
ANT3 Test Record											
Test position	BW.	Test mode	Test Ch./Freq.	Duty Cycle	SAR (W/kg)1-g	Power Drift(dB)	Conducted power(dBm)	Tune up Limit(dBm)	Scaled factor	Scaled SAR(W/kg)	Liquid Temp.
Head Test data(1RB)											
Left cheek	10	QPSK 1RB_25	23790/710	1:1	0.455	-0.13	23.45	25.00	1.429	0.650	22.1
Left tilted	10	QPSK 1RB_25	23790/710	1:1	0.045	0.20	23.45	25.00	1.429	0.064	22.1
Right cheek	10	QPSK 1RB_25	23790/710	1:1	0.231	0.11	23.45	25.00	1.429	0.330	22.1
Right tilted	10	QPSK 1RB_25	23790/710	1:1	0.034	0.05	23.45	25.00	1.429	0.048	22.1
Head Test data(50%RB)											
Left cheek	10	QPSK 25RB_0	23790/710	1:1	0.306	0.09	22.44	24.00	1.432	0.438	22.1
Left tilted	10	QPSK 25RB_0	23790/710	1:1	0.034	0.03	22.44	24.00	1.432	0.049	22.1
Right cheek	10	QPSK 25RB_0	23790/710	1:1	0.175	0.19	22.44	24.00	1.432	0.251	22.1
Right tilted	10	QPSK 25RB_0	23790/710	1:1	0.027	0.06	22.44	24.00	1.432	0.038	22.1
Body Worn Test data(Separate 15mm 1RB)											
Front side	10	QPSK 1RB_25	23790/710	1:1	0.161	0.10	23.45	25.00	1.429	0.230	22.1
Back side	10	QPSK 1RB_25	23790/710	1:1	0.104	0.17	23.45	25.00	1.429	0.149	22.1
Body Worn Test data(Separate 15mm 50%RB)											
Front side	10	QPSK 25RB_0	23790/710	1:1	0.120	0.03	22.44	24.00	1.432	0.172	22.1
Back side	10	QPSK 25RB_0	23790/710	1:1	0.081	0.01	22.44	24.00	1.432	0.116	22.1
Hotspot Test data(Separate 10mm 1RB)											
Front side	10	QPSK 1RB_25	23790/710	1:1	0.240	0.12	23.45	25.00	1.429	0.343	22.1
Back side	10	QPSK 1RB_25	23790/710	1:1	0.176	0.17	23.45	25.00	1.429	0.251	22.1

Unless otherwise agreed in writing, this document is issued by the Company subject to its General Conditions of Service printed overleaf, available on request or accessible at http://www.sgs.com/en/Terms-and-Conditions.aspx and, for electronic format documents, subject to Terms and Conditions for Electronic Documents at http://www.sgs.com/en/Terms-and-Conditions/Terms-e-Document.aspx. Attention is drawn to the limitation of liability, indemnification and jurisdiction issues defined therein. Any holder of this document is advised that information contained hereon reflects the Company's findings at the time of its intervention only and within the limits of Client's instructions, if any. The Company's sole responsibility is to its Client and this document does not exonerate parties to a transaction from exercising all their rights and obligations under the transaction documents. This document cannot be reproduced except in full, without prior written approval of the Company. Any unauthorized alteration, forgery or falsification of the content or appearance of this document is unlawful and offenders may be prosecuted to the fullest extent of the law. Unless otherwise stated the results shown in this test report refer only to the sample(s) tested and such sample(s) are retained for 30 days only.
Attention: To check the authenticity of testing /inspection report & certificate, please contact us at telephone: (86-755) 8307 1443, or email: CN.Doccheck@sgs.com
SGS-CSTC Standards Technical Services Co., Ltd. Shenzhen Branch
No.1 Workshop, M-10, Middle Section, Science & Technology Park, Shenzhen, China 518057 t (86-755) 26012053 f (86-755) 26710594 www.sgsgroup.com.cn
中国·深圳·科技园中区M-10栋一号厂房 邮编: 518057 t (86-755) 26012053 f (86-755) 26710594 sgs.china@sgs.com
Member of the SGS Group (SGS SA)

Left side	10	QPSK 1RB_25	23790/710	1:1	0.384	0.04	23.45	25.00	1.429	0.549	22.1
Hotspot Test data (Separate 10mm 50%RB)											
Front side	10	QPSK 25RB_0	23790/710	1:1	0.202	0.08	22.44	24.00	1.432	0.289	22.1
Back side	10	QPSK 25RB_0	23790/710	1:1	0.136	-0.10	22.44	24.00	1.432	0.195	22.1
Left side	10	QPSK 25RB_0	23790/710	1:1	0.311	0.04	22.44	24.00	1.432	0.445	22.1

Table 22：SAR of LTE Band 17

Unless otherwise agreed in writing, this document is issued by the Company subject to its General Conditions of Service printed overleaf, available on request or accessible at http://www.sgs.com/en/Terms-and-Conditions.aspx and, for electronic format documents, subject to Terms and Conditions for Electronic Documents at http://www.sgs.com/en/Terms-and-Conditions/Terms-e-Document.aspx. Attention is drawn to the limitation of liability, indemnification and jurisdiction issues defined therein. Any holder of this document is advised that information contained hereon reflects the Company's findings at the time of its intervention only and within the limits of Client's instructions, if any. The Company's sole responsibility is to its Client and this document does not exonerate parties to a transaction from exercising all their rights and obligations under the transaction documents. This document cannot be reproduced except in full, without prior written approval of the Company. Any unauthorized alteration, forgery or falsification of the content or appearance of this document is unlawful and offenders may be prosecuted to the fullest extent of the law. Unless otherwise stated the results shown in this test report refer only to the sample(s) tested and such sample(s) are retained for 30 days only.
Attention: To check the authenticity of testing /inspection report & certificate, please contact us at telephone: (86-755) 8307 1443, or email: CN.Doccheck@sgs.com
SGS-CSTC Standards Technical Services Co., Ltd. Shenzhen Branch EMC Laboratory
No.1 Workshop, M-10, Middle Section, Science & Technology Park, Shenzhen, China 518057 t (86-755) 26012053 f (86-755) 26710594 www.sgsgroup.com.cn
中国·深圳·科技园中区M-10栋一号厂房 邮编: 518057 t (86-755) 26012053 f (86-755) 26710594 sgs.china@sgs.com
Member of the SGS Group (SGS SA)

8.3.13 SAR Result of LTE Band 26

ANT1 Test Record											
Test position	BW.	Test mode	Test Ch./Freq.	Duty Cycle	SAR (W/kg)1-g	Power Drift(dB)	Conducted power(dBm)	Tune up Limit(dBm)	Scaled factor	Scaled SAR(W/kg)	Liquid Temp.
Head Test data(1RB)											
Left cheek	15	QPSK 1RB_38	26865/831.5	1:1	0.347	0.12	24.16	25.50	1.361	0.472	22.1
Left tilted	15	QPSK 1RB_38	26865/831.5	1:1	0.140	0.07	24.16	25.50	1.361	0.191	22.1
Right cheek	15	QPSK 1RB_38	26865/831.5	1:1	0.200	0.11	24.16	25.50	1.361	0.265	22.1
Right tilted	15	QPSK 1RB_38	26865/831.5	1:1	0.119	0.09	24.16	25.50	1.361	0.162	22.1
Head Test data(50%RB)											
Left cheek	15	QPSK 36RB_0	26865/831.5	1:1	0.328	0.13	22.92	24.50	1.439	0.472	22.1
Left tilted	15	QPSK 36RB_0	26865/831.5	1:1	0.131	0.01	22.92	24.50	1.439	0.188	22.1
Right cheek	15	QPSK 36RB_0	26865/831.5	1:1	0.150	-0.06	22.92	24.50	1.439	0.220	22.1
Right tilted	15	QPSK 36RB_0	26865/831.5	1:1	0.094	0.04	22.92	24.50	1.439	0.135	22.1
Body Worn Test data(Separate 15mm 1RB)											
Front side	15	QPSK 1RB_38	26865/831.5	1:1	0.268	0.09	24.16	25.50	1.361	0.365	22.1
Back side	15	QPSK 1RB_38	26865/831.5	1:1	0.264	-0.02	24.16	25.50	1.361	0.359	22.1
Body Worn Test data(Separate 15mm 50%RB)											
Front side	15	QPSK 36RB_0	26865/831.5	1:1	0.216	0.05	22.92	24.50	1.439	0.311	22.1
Back side	15	QPSK 36RB_0	26865/831.5	1:1	0.216	0.00	22.92	24.50	1.439	0.311	22.1
Hotspot Test data(Separate 10mm 1RB)											
Front side	15	QPSK 1RB_38	26865/831.5	1:1	0.428	0.09	24.16	25.50	1.361	0.583	22.1
Back side	15	QPSK 1RB_38	26865/831.5	1:1	0.535	-0.08	24.16	25.50	1.361	0.728	22.1
Right side	15	QPSK 1RB_38	26865/831.5	1:1	0.231	0.07	24.16	25.50	1.361	0.314	22.1
Bottom side	15	QPSK 1RB_38	26865/831.5	1:1	0.355	0.17	24.16	25.50	1.361	0.483	22.1
Hotspot Test data (Separate 10mm 50%RB)											
Front side	15	QPSK 36RB_0	26865/831.5	1:1	0.361	0.07	22.92	24.50	1.439	0.519	22.1
Back side	15	QPSK 36RB_0	26865/831.5	1:1	0.441	-0.01	22.92	24.50	1.439	0.635	22.1
Right side	15	QPSK 36RB_0	26865/831.5	1:1	0.181	0.07	22.92	24.50	1.439	0.260	22.1
Bottom side	15	QPSK 36RB_0	26865/831.5	1:1	0.273	0.15	22.92	24.50	1.439	0.393	22.1
ANT3 Test Record											
Test position	BW.	Test mode	Test Ch./Freq.	Duty Cycle	SAR (W/kg)1-g	Power Drift(dB)	Conducted power(dBm)	Tune up Limit(dBm)	Scaled factor	Scaled SAR(W/kg)	Liquid Temp.
Head Test data(1RB)											
Left cheek	15	QPSK 1RB_38	26865/831.5	1:1	0.608	0.01	20.31	22.00	1.476	0.897	22.1
Left cheek	15	QPSK 1RB_38	26765/821.5	1:1	0.548	0.17	20.23	22.00	1.503	0.824	22.1
Left cheek	15	QPSK 1RB_38	26965/841.5	1:1	0.490	-0.07	20.17	22.00	1.524	0.747	22.1
Left tilted	15	QPSK 1RB_38	26865/831.5	1:1	0.059	-0.07	20.31	22.00	1.476	0.088	22.1
Right cheek	15	QPSK 1RB_38	26865/831.5	1:1	0.270	0.08	20.31	22.00	1.476	0.398	22.1
Right tilted	15	QPSK 1RB_38	26865/831.5	1:1	0.052	0.20	20.31	22.00	1.476	0.077	22.1
Head Test data(50%RB)											
Left cheek	15	QPSK 36RB_0	26865/831.5	1:1	0.442	-0.06	20.32	22.00	1.472	0.651	22.1
Left tilted	15	QPSK 36RB_0	26865/831.5	1:1	0.055	0.20	20.32	22.00	1.472	0.080	22.1
Right cheek	15	QPSK 36RB_0	26865/831.5	1:1	0.256	0.03	20.32	22.00	1.472	0.377	22.1
Right tilted	15	QPSK 36RB_0	26865/831.5	1:1	0.046	0.19	20.32	22.00	1.472	0.067	22.1
Head Test data(100%RB)											
Left cheek	15	QPSK 75RB_0	26865/831.5	1:1	0.511	0.15	20.31	22.00	1.476	0.754	22.1
Body Worn Test data(Separate 15mm 1RB)											
Front side	15	QPSK 1RB_38	26865/831.5	1:1	0.163	-0.02	21.33	23.00	1.469	0.239	22.1
Back side	15	QPSK 1RB_38	26865/831.5	1:1	0.151	-0.10	21.33	23.00	1.469	0.222	22.1
Body Worn Test data(Separate 15mm 50%RB)											
Front side	15	QPSK 36RB_0	26865/831.5	1:1	0.151	-0.08	21.22	23.00	1.507	0.227	22.1

Unless otherwise agreed in writing, this document is issued by the Company subject to its General Conditions of Service printed overleaf, available on request or accessible at http://www.sgs.com/en/Terms-and-Conditions.aspx and, for electronic format documents, subject to Terms and Conditions for Electronic Documents at http://www.sgs.com/en/Terms-and-Conditions/Terms-e-Document.aspx. Attention is drawn to the limitation of liability, indemnification and jurisdiction issues defined therein. Any holder of this document is advised that information contained hereon reflects the Company's findings at the time of its intervention only and within the limits of Client's instructions, if any. The Company's sole responsibility is to its Client and this document does not exonerate parties to a transaction from exercising all their rights and obligations under the transaction documents. This document cannot be reproduced except in full, without prior written approval of the Company. Any unauthorized alteration, forgery or falsification of the content or appearance of this document is unlawful and offenders may be prosecuted to the fullest extent of the law. Unless otherwise stated the results shown in this test report refer only to the sample(s) tested and such sample(s) are retained for 30 days only.
Attention: To check the authenticity of testing /inspection report & certificate, please contact us at telephone: (86-755) 8307 1443, or email: CN.Doccheck@sgs.com
SGS-CSTC Standards Technical Services Co., Ltd. Shenzhen Branch
No.1 Workshop, M-10, Middle Section, Science & Technology Park, Shenzhen, China 518057 t (86-755) 26012053 f (86-755) 26710594 www.sgsgroup.com.cn
中国·深圳·科技园中区M-10栋一号厂房 邮编: 518057 t (86-755) 26012053 f (86-755) 26710594 sgs.china@sgs.com
Member of the SGS Group (SGS SA)

Back side	15	QPSK 36RB_0	26865/831.5	1:1	0.149	-0.14	21.22	23.00	1.507	0.224	22.1
Hotspot Test data(Separate 10mm 1RB)											
Front side	15	QPSK 1RB_38	26865/831.5	1:1	0.284	0.04	20.31	22.00	1.476	0.419	22.1
Back side	15	QPSK 1RB_38	26865/831.5	1:1	0.203	0.18	20.31	22.00	1.476	0.300	22.1
Left side	15	QPSK 1RB_38	26865/831.5	1:1	0.394	0.01	20.31	22.00	1.476	0.581	22.1
Hotspot Test data (Separate 10mm 50%RB)											
Front side	15	QPSK 36RB_0	26865/831.5	1:1	0.180	0.06	20.32	22.00	1.472	0.265	22.1
Back side	15	QPSK 36RB_0	26865/831.5	1:1	0.192	0.15	20.32	22.00	1.472	0.283	22.1
Left side	15	QPSK 36RB_0	26865/831.5	1:1	0.384	0.03	20.32	22.00	1.472	0.565	22.1

Table 23：SAR of LTE Band 26

Unless otherwise agreed in writing, this document is issued by the Company subject to its General Conditions of Service printed overleaf, available on request or accessible at http://www.sgs.com/en/Terms-and-Conditions.aspx and, for electronic format documents, subject to Terms and Conditions for Electronic Documents at http://www.sgs.com/en/Terms-and-Conditions/Terms-e-Document.aspx. Attention is drawn to the limitation of liability, indemnification and jurisdiction issues defined therein. Any holder of this document is advised that information contained hereon reflects the Company's findings at the time of its intervention only and within the limits of Client's instructions, if any. The Company's sole responsibility is to its Client and this document does not exonerate parties to a transaction from exercising all their rights and obligations under the transaction documents. This document cannot be reproduced except in full, without prior written approval of the Company. Any unauthorized alteration, forgery or falsification of the content or appearance of this document is unlawful and offenders may be prosecuted to the fullest extent of the law. Unless otherwise stated the results shown in this test report refer only to the sample(s) tested and such sample(s) are retained for 30 days only.
Attention: To check the authenticity of testing /inspection report & certificate, please contact us at telephone: (86-755) 8307 1443, or email: CN.Doccheck@sgs.com
SGS-CSTC Standards Technical Services Co., Ltd. Shenzhen Branch
No.1 Workshop, M-10, Middle Section, Science & Technology Park, Shenzhen, China 518057 t (86-755) 26012053 f (86-755) 26710594 www.sgsgroup.com.cn
中国·深圳·科技园中区M-10栋一号厂房 邮编: 518057 t (86-755) 26012053 f (86-755) 26710594 sgs.china@sgs.com
Member of the SGS Group (SGS SA)

8.3.14 SAR Result of LTE Band 38

ANT2 Test Record											
Test position	BW.	Test mode	Test Ch./Freq.	Duty Cycle	SAR (W/kg)1-g	Power Drift(dB)	Conducted power(dBm)	Tune up Limit(dBm)	Scaled factor	Scaled SAR(W/kg)	Liquid Temp.
Head Test data(1RB)											
Left cheek	20	QPSK 1RB_99	38150/2610	1:1.58	0.160	-0.13	23.83	25.50	1.469	0.235	22.1
Left cheek	20	QPSK 1RB_0	38150/2610	1:1.58	0.145	0.03	23.69	25.50	1.517	0.220	22.1
		QPSK 1RB_99	37952/2590.2								
Left tilted	20	QPSK 1RB_99	38150/2610	1:1.58	0.043	0.19	23.83	25.50	1.469	0.063	22.1
Right cheek	20	QPSK 1RB_99	38150/2610	1:1.58	0.093	0.04	23.83	25.50	1.469	0.137	22.1
Right tilted	20	QPSK 1RB_99	38150/2610	1:1.58	0.036	-0.14	23.83	25.50	1.469	0.053	22.1
Head Test data(50%RB)											
Left cheek	20	QPSK 50RB_0	38150/2610	1:1.58	0.106	0.19	22.79	24.50	1.483	0.157	22.1
Left tilted	20	QPSK 50RB_0	38150/2610	1:1.58	0.036	0.16	22.79	24.50	1.483	0.053	22.1
Right cheek	20	QPSK 50RB_0	38150/2610	1:1.58	0.065	0.13	22.79	24.50	1.483	0.097	22.1
Right tilted	20	QPSK 50RB_0	38150/2610	1:1.58	0.036	0.06	22.79	24.50	1.483	0.054	22.1
Body Worn Test data(Separate 15mm 1RB)											
Front side	20	QPSK 1RB_99	38150/2610	1:1.58	0.284	-0.19	23.83	25.50	1.469	0.417	22.1
Back side	20	QPSK 1RB_99	38150/2610	1:1.58	0.320	0.06	23.83	25.50	1.469	0.470	22.1
Back side	20	QPSK 1RB_0	38150/2610	1:1.58	0.289	0.03	23.69	25.50	1.517	0.438	22.1
		QPSK 1RB_99	37952/2590.2								
Body Worn Test data(Separate 15mm 50%RB)											
Front side	20	QPSK 50RB_0	38150/2610	1:1.58	0.231	0.09	22.79	24.50	1.483	0.342	22.1
Back side	20	QPSK 50RB_0	38150/2610	1:1.58	0.284	0.17	22.79	24.50	1.483	0.421	22.1
Hotspot Test data(Separate 10mm 1RB)											
Front side	20	QPSK 1RB_99	38150/2610	1:1.58	0.282	0.04	21.56	22.50	1.242	0.350	22.1
Back side	20	QPSK 1RB_99	38150/2610	1:1.58	0.325	-0.12	21.56	22.50	1.242	0.404	22.1
Left side	20	QPSK 1RB_99	38150/2610	1:1.58	0.109	0.15	21.56	22.50	1.242	0.135	22.1
Bottom side	20	QPSK 1RB_99	38150/2610	1:1.58	0.288	0.09	21.56	22.50	1.242	0.358	22.1
Hotspot Test data (Separate 10mm 50%RB)											
Front side	20	QPSK 50RB_0	38150/2610	1:1.58	0.281	-0.01	21.49	22.50	1.262	0.355	22.1
Back side	20	QPSK 50RB_0	38150/2610	1:1.58	0.322	-0.06	21.49	22.50	1.262	0.406	22.1
Back side	20	QPSK 1RB_0	38150/2610	1:1.58	0.300	0.05	21.36	22.50	1.300	0.390	22.1
		QPSK 1RB_99	37952/2590.2								
Left side	20	QPSK 50RB_0	38150/2610	1:1.58	0.112	0.16	21.49	22.50	1.262	0.141	22.1
Bottom side	20	QPSK 50RB_0	38150/2610	1:1.58	0.277	0.08	21.49	22.50	1.262	0.350	22.1
ANT4 Test Record											
Test position	BW.	Test mode	Test Ch./Freq.	Duty Cycle	SAR (W/kg)1-g	Power Drift(dB)	Conducted power(dBm)	Tune up Limit(dBm)	Scaled factor	Scaled SAR(W/kg)	Liquid Temp.
Head Test data(1RB)											
Left cheek	20	QPSK 1RB_99	38150/2610	1:1.58	0.128	-0.11	18.16	19.80	1.459	0.187	22.1
Left tilted	20	QPSK 1RB_99	38150/2610	1:1.58	0.052	0.08	18.16	19.80	1.459	0.076	22.1
Right cheek	20	QPSK 1RB_99	38150/2610	1:1.58	0.301	-0.07	18.16	19.80	1.459	0.439	22.1
Right tilted	20	QPSK 1RB_99	38150/2610	1:1.58	0.120	-0.02	18.16	19.80	1.459	0.175	22.1
Head Test data(50%RB)											
Left cheek	20	QPSK 50RB_0	38150/2610	1:1.58	0.127	-0.08	18.16	19.80	1.459	0.185	22.1
Left tilted	20	QPSK 50RB_0	38150/2610	1:1.58	0.054	0.11	18.16	19.80	1.459	0.079	22.1
Right cheek	20	QPSK 50RB_0	38150/2610	1:1.58	0.305	0.10	18.16	19.80	1.459	0.445	22.1
Right cheek	20	QPSK 1RB_0	38150/2610	1:1.58	0.289	0.01	18.10	19.80	1.479	0.427	22.1
		QPSK 1RB_99	37952/2590.2								
Right tilted	20	QPSK 50RB_0	38150/2610	1:1.58	0.120	0.20	18.16	19.80	1.459	0.175	22.1
Body Worn Test data(Separate 15mm 1RB)											

Unless otherwise agreed in writing, this document is issued by the Company subject to its General Conditions of Service printed overleaf, available on request or accessible at http://www.sgs.com/en/Terms-and-Conditions.aspx and, for electronic format documents, subject to Terms and Conditions for Electronic Documents at http://www.sgs.com/en/Terms-and-Conditions/Terms-e-Document.aspx. Attention is drawn to the limitation of liability, indemnification and jurisdiction issues defined therein. Any holder of this document is advised that information contained hereon reflects the Company's findings at the time of its intervention only and within the limits of Client's instructions, if any. The Company's sole responsibility is to its Client and this document does not exonerate parties to a transaction from exercising all their rights and obligations under the transaction documents. This document cannot be reproduced except in full, without prior written approval of the Company. Any unauthorized alteration, forgery or falsification of the content or appearance of this document is unlawful and offenders may be prosecuted to the fullest extent of the law. Unless otherwise stated the results shown in this test report refer only to the sample(s) tested and such sample(s) are retained for 30 days only.
Attention: To check the authenticity of testing /inspection report & certificate, please contact us at telephone: (86-755) 8307 1443, or email: CN.Doccheck@sgs.com
SGS-CSTC Standards Technical Services Co., Ltd. Shenzhen Branch
No.1 Workshop, M-10, Middle Section, Science & Technology Park, Shenzhen, China 518057 t (86-755) 26012053 f (86-755) 26710594 www.sgsgroup.com.cn
中国·深圳·科技园中区M-10栋一号厂房 邮编: 518057 t (86-755) 26012053 f (86-755) 26710594 sgs.china@sgs.com
Member of the SGS Group (SGS SA)

Front side	20	QPSK 1RB_99	38150/2610	1:1.58	0.146	-0.01	23.23	24.80	1.435	0.210	22.1
Back side	20	QPSK 1RB_99	38150/2610	1:1.58	0.200	-0.15	23.23	24.80	1.435	0.287	22.1
Back side	20	QPSK 1RB_0	38150/2610	1:1.58	0.189	0.03	23.15	24.80	1.462	0.276	22.1
		QPSK 1RB_99	37952/2590.2								
Body Worn Test data(Separate 15mm 50%RB)											
Front side	20	QPSK 50RB_0	38150/2610	1:1.58	0.139	-0.15	22.20	23.80	1.445	0.201	22.1
Back side	20	QPSK 50RB_0	38150/2610	1:1.58	0.178	-0.08	22.20	23.80	1.445	0.257	22.1
Hotspot Test data(Separate 10mm 1RB)											
Front side	20	QPSK 1RB_99	38150/2610	1:1.58	0.087	0.18	18.16	19.80	1.459	0.127	22.1
Back side	20	QPSK 1RB_99	38150/2610	1:1.58	0.118	0.03	18.16	19.80	1.459	0.172	22.1
Left side	20	QPSK 1RB_99	38150/2610	1:1.58	0.412	-0.16	18.16	19.80	1.459	0.601	22.1
Left side	20	QPSK 1RB_0	38150/2610	1:1.58	0.389	0.01	18.10	19.80	1.479	0.575	22.1
		QPSK 1RB_99	37952/2590.2								
Top side	20	QPSK 1RB_99	38150/2610	1:1.58	0.079	-0.10	18.16	19.80	1.459	0.115	22.1
Hotspot Test data (Separate 10mm 50%RB)											
Front side	20	QPSK 50RB_0	38150/2610	1:1.58	0.083	-0.13	18.16	19.80	1.459	0.120	22.1
Back side	20	QPSK 50RB_0	38150/2610	1:1.58	0.102	-0.08	18.16	19.80	1.459	0.149	22.1
Left side	20	QPSK 50RB_0	38150/2610	1:1.58	0.365	-0.07	18.16	19.80	1.459	0.532	22.1
Top side	20	QPSK 50RB_0	38150/2610	1:1.58	0.058	0.05	18.16	19.80	1.459	0.084	22.1
Test position	**BW.**	**Test mode**	**Test Ch./Freq.**	**Duty Cycle**	**SAR (W/kg)10-g**	**Power Drift(dB)**	**Conducted power(dBm)**	**Tune up Limit(dBm)**	**Scaled factor**	**Scaled SAR(W/kg)**	**Liquid Temp.**
Product Specific 10-g SAR (Separate 0mm 1RB)											
Left side	20	QPSK 1RB_99	38150/2610	1:1.58	0.586	0.04	23.23	24.80	1.435	0.841	22.1
Left side	20	QPSK 1RB_0	38150/2610	1:1.58	0.556	0.03	23.15	24.80	1.462	0.813	22.1
		QPSK 1RB_99	37952/2590.2								
Product Specific 10-g SAR (Separate 0mm 50%RB)											
Left side	20	QPSK 50RB_0	38150/2610	1:1.58	0.486	0.19	22.20	23.80	1.445	0.702	22.1
ANT5 Test Record											
Test position	**BW.**	**Test mode**	**Test Ch./Freq.**	**Duty Cycle**	**SAR (W/kg)1-g**	**Power Drift(dB)**	**Conducted power(dBm)**	**Tune up Limit(dBm)**	**Scaled factor**	**Scaled SAR(W/kg)**	**Liquid Temp.**
Head Test data(1RB)											
Left cheek	20	QPSK 1RB_99	38150/2610	1:1.58	0.143	0.10	13.96	15.70	1.493	0.213	22.1
Left tilted	20	QPSK 1RB_99	38150/2610	1:1.58	0.133	0.06	13.96	15.70	1.493	0.199	22.1
Right cheek	20	QPSK 1RB_99	38150/2610	1:1.58	0.306	0.04	13.96	15.70	1.493	0.457	22.1
Right tilted	20	QPSK 1RB_99	38150/2610	1:1.58	0.309	0.05	13.96	15.70	1.493	0.461	22.1
Head Test data(50%RB)											
Left cheek	20	QPSK 50RB_0	38150/2610	1:1.58	0.151	0.09	13.94	15.70	1.500	0.226	22.1
Left tilted	20	QPSK 50RB_0	38150/2610	1:1.58	0.138	0.05	13.94	15.70	1.500	0.207	22.1
Right cheek	20	QPSK 50RB_0	38150/2610	1:1.58	0.331	0.04	13.94	15.70	1.500	0.496	22.1
Right cheek	20	QPSK 1RB_0	38150/2610	1:1.58	0.298	0.03	13.80	15.70	1.549	0.462	22.1
		QPSK 1RB_99	37952/2590.2								
Right tilted	20	QPSK 50RB_0	38150/2610	1:1.58	0.278	0.03	13.94	15.70	1.500	0.417	22.1
Body Worn Test data(Separate 15mm 1RB)											
Front side	20	QPSK 1RB_99	38150/2610	1:1.58	0.248	0.08	23.64	25.20	1.432	0.355	22.1
Back side	20	QPSK 1RB_99	38150/2610	1:1.58	0.346	0.15	23.64	25.20	1.432	0.496	22.1
Back side	20	QPSK 1RB_0	38150/2610	1:1.58	0.324	0.02	23.60	25.20	1.445	0.468	22.1
		QPSK 1RB_99	37952/2590.2								
Body Worn Test data(Separate 15mm 50%RB)											
Front side	20	QPSK 50RB_0	38150/2610	1:1.58	0.213	0.02	22.61	24.20	1.442	0.307	22.1
Back side	20	QPSK 50RB_0	38150/2610	1:1.58	0.224	0.20	22.61	24.20	1.442	0.323	22.1
Hotspot Test data(Separate 10mm 1RB)											
Front side	20	QPSK 1RB_99	38150/2610	1:1.58	0.057	0.17	13.96	15.70	1.493	0.085	22.1
Back side	20	QPSK 1RB_99	38150/2610	1:1.58	0.089	0.08	13.96	15.70	1.493	0.133	22.1

Unless otherwise agreed in writing, this document is issued by the Company subject to its General Conditions of Service printed overleaf, available on request or accessible at http://www.sgs.com/en/Terms-and-Conditions.aspx and, for electronic format documents, subject to Terms and Conditions for Electronic Documents at http://www.sgs.com/en/Terms-and-Conditions/Terms-e-Document.aspx. Attention is drawn to the limitation of liability, indemnification and jurisdiction issues defined therein. Any holder of this document is advised that information contained hereon reflects the Company's findings at the time of its intervention only and within the limits of Client's instructions, if any. The Company's sole responsibility is to its Client and this document does not exonerate parties to a transaction from exercising all their rights and obligations under the transaction documents. This document cannot be reproduced except in full, without prior written approval of the Company. Any unauthorized alteration, forgery or falsification of the content or appearance of this document is unlawful and offenders may be prosecuted to the fullest extent of the law. Unless otherwise stated the results shown in this test report refer only to the sample(s) tested and such sample(s) are retained for 30 days only.
Attention: To check the authenticity of testing /inspection report & certificate, please contact us at telephone: (86-755) 8307 1443, or email: CN.Doccheck@sgs.com
SGS-CSTC Standards Technical Services Co., Ltd. Shenzhen Branch
No.1 Workshop, M-10, Middle Section, Science & Technology Park, Shenzhen, China 518057 t (86-755) 26012053 f (86-755) 26710594 www.sgsgroup.com.cn
中国·深圳·科技园中区M-10栋一号厂房 邮编: 518057 t (86-755) 26012053 f (86-755) 26710594 sgs.china@sgs.com
Member of the SGS Group (SGS SA)

Back side	20	QPSK 1RB_0 QPSK 1RB_99	38150/2610 37952/2590.2	1:1.58	0.078	0.03	13.80	15.70	1.549	0.121	22.1
Left side	20	QPSK 1RB_99	38150/2610	1:1.58	0.022	-0.14	13.96	15.70	1.493	0.033	22.1
Top side	20	QPSK 1RB_99	38150/2610	1:1.58	0.086	-0.18	13.96	15.70	1.493	0.129	22.1
Hotspot Test data (Separate 10mm 50%RB)											
Front side	20	QPSK 50RB_0	38150/2610	1:1.58	0.056	0.03	13.94	15.70	1.500	0.084	22.1
Back side	20	QPSK 50RB_0	38150/2610	1:1.58	0.078	0.09	13.94	15.70	1.500	0.116	22.1
Left side	20	QPSK 50RB_0	38150/2610	1:1.58	0.023	-0.06	13.94	15.70	1.500	0.034	22.1
Top side	20	QPSK 50RB_0	38150/2610	1:1.58	0.087	-0.20	13.94	15.70	1.500	0.130	22.1
ANT8 Test Record											
Test position	**BW.**	**Test mode**	**Test Ch./Freq.**	**Duty Cycle**	**SAR (W/kg)1-g**	**Power Drift(dB)**	**Conducted power(dBm)**	**Tune up Limit(dBm)**	**Scaled factor**	**Scaled SAR(W/kg)**	**Liquid Temp.**
Head Test data(1RB)											
Left cheek	20	QPSK 1RB_99	38150/2610	1:1.58	0.351	-0.08	15.55	17.00	1.396	0.490	22.1
Left tilted	20	QPSK 1RB_99	38150/2610	1:1.58	0.097	-0.20	15.55	17.00	1.396	0.135	22.1
Right cheek	20	QPSK 1RB_99	38150/2610	1:1.58	0.067	0.14	15.55	17.00	1.396	0.093	22.1
Right tilted	20	QPSK 1RB_99	38150/2610	1:1.58	0.029	-0.20	15.55	17.00	1.396	0.041	22.1
Head Test data(50%RB)											
Left cheek	20	QPSK 50RB_0	38150/2610	1:1.58	0.359	-0.16	15.51	17.00	1.409	0.506	22.1
Left cheek	20	QPSK 1RB_0 QPSK 1RB_99	38150/2610 37952/2590.2	1:1.58	0.345	0.03	15.45	17.00	1.429	0.493	22.1
Left tilted	20	QPSK 50RB_0	38150/2610	1:1.58	0.100	-0.14	15.51	17.00	1.409	0.140	22.1
Right cheek	20	QPSK 50RB_0	38150/2610	1:1.58	0.068	-0.12	15.51	17.00	1.409	0.096	22.1
Right tilted	20	QPSK 50RB_0	38150/2610	1:1.58	0.030	0.08	15.51	17.00	1.409	0.042	22.1
Body Worn Test data(Separate 15mm 1RB)											
Front side	20	QPSK 1RB_99	38150/2610	1:1.58	0.096	-0.12	23.05	24.50	1.396	0.135	22.1
Back side	20	QPSK 1RB_99	38150/2610	1:1.58	0.120	-0.06	23.05	24.50	1.396	0.168	22.1
Back side	20	QPSK 1RB_0 QPSK 1RB_99	38150/2610 37952/2590.2	1:1.58	0.105	0.03	23.02	24.50	1.406	0.148	22.1
Body Worn Test data(Separate 15mm 50%RB)											
Front side	20	QPSK 50RB_0	38150/2610	1:1.58	0.094	-0.13	23.02	24.50	1.406	0.132	22.1
Back side	20	QPSK 50RB_0	38150/2610	1:1.58	0.117	-0.08	23.02	24.50	1.406	0.165	22.1
Hotspot Test data(Separate 10mm 1RB)											
Front side	20	QPSK 1RB_99	38150/2610	1:1.58	0.034	-0.06	15.55	17.00	1.396	0.047	22.1
Back side	20	QPSK 1RB_99	38150/2610	1:1.58	0.052	-0.07	15.55	17.00	1.396	0.073	22.1
Right side	20	QPSK 1RB_99	38150/2610	1:1.58	0.070	-0.05	15.55	17.00	1.396	0.098	22.1
Top side	20	QPSK 1RB_99	38150/2610	1:1.58	0.016	-0.02	15.55	17.00	1.396	0.023	22.1
Hotspot Test data (Separate 10mm 50%RB)											
Front side	20	QPSK 50RB_0	38150/2610	1:1.58	0.034	-0.06	15.51	17.00	1.409	0.048	22.1
Back side	20	QPSK 50RB_0	38150/2610	1:1.58	0.052	0.03	15.51	17.00	1.409	0.073	22.1
Right side	20	QPSK 50RB_0	38150/2610	1:1.58	0.072	-0.02	15.51	17.00	1.409	0.101	22.1
Right side	20	QPSK 1RB_0 QPSK 1RB_99	38150/2610 37952/2590.2	1:1.58	0.065	0.03	15.45	17.00	1.429	0.093	22.1
Top side	20	QPSK 50RB_0	38150/2610	1:1.58	0.015	-0.02	15.51	17.00	1.409	0.021	22.1

Table 24：SAR of LTE Band 38

Unless otherwise agreed in writing, this document is issued by the Company subject to its General Conditions of Service printed overleaf, available on request or accessible at http://www.sgs.com/en/Terms-and-Conditions.aspx and, for electronic format documents, subject to Terms and Conditions for Electronic Documents at http://www.sgs.com/en/Terms-and-Conditions/Terms-e-Document.aspx. Attention is drawn to the limitation of liability, indemnification and jurisdiction issues defined therein. Any holder of this document is advised that information contained hereon reflects the Company's findings at the time of its intervention only and within the limits of Client's instructions, if any. The Company's sole responsibility is to its Client and this document does not exonerate parties to a transaction from exercising all their rights and obligations under the transaction documents. This document cannot be reproduced except in full, without prior written approval of the Company. Any unauthorized alteration, forgery or falsification of the content or appearance of this document is unlawful and offenders may be prosecuted to the fullest extent of the law. Unless otherwise stated the results shown in this test report refer only to the sample(s) tested and such sample(s) are retained for 30 days only.
Attention: To check the authenticity of testing /inspection report & certificate, please contact us at telephone: (86-755) 8307 1443, or email: CN.Doccheck@sgs.com
No.1 Workshop, M-10, Middle Section, Science & Technology Park, Shenzhen, China 518057 t (86-755) 26012053 f (86-755) 26710594 www.sgsgroup.com.cn
中国·深圳·科技园中区M-10栋一号厂房 邮编: 518057 t (86-755) 26012053 f (86-755) 26710594 sgs.china@sgs.com
Member of the SGS Group (SGS SA)

8.3.15 SAR Result of LTE Band 41

ANT2 Test Record											
Test position	BW.	Test mode	Test Ch./Freq.	Duty Cycle	SAR (W/kg)1-g	Power Drift(dB)	Conducted power(dBm)	Tune up Limit(dBm)	Scaled factor	Scaled SAR(W/kg)	Liquid Temp.
Head Test data(1RB)											
Left cheek	20	QPSK 1RB_99	40620/2593	1:1.58	0.099	0.05	23.83	24.00	1.040	0.103	22.1
Left cheek	20	QPSK 1RB_99	40620/2593	1:1.58	0.075	0.03	23.62	24.00	1.091	0.082	22.1
		QPSK 1RB_0	40818/2612.8								
Left tilted	20	QPSK 1RB_99	40620/2593	1:1.58	0.024	0.12	23.83	24.00	1.040	0.025	22.1
Right cheek	20	QPSK 1RB_99	40620/2593	1:1.58	0.066	-0.09	23.83	24.00	1.040	0.069	22.1
Right tilted	20	QPSK 1RB_99	40620/2593	1:1.58	0.020	0.01	23.83	24.00	1.040	0.021	22.1
Head Test data(50%RB)											
Left cheek	20	QPSK 50RB_0	40620/2593	1:1.58	0.074	0.19	22.81	23.00	1.045	0.078	22.1
Left tilted	20	QPSK 50RB_0	40620/2593	1:1.58	0.020	-0.02	22.81	23.00	1.045	0.021	22.1
Right cheek	20	QPSK 50RB_0	40620/2593	1:1.58	0.051	0.17	22.81	23.00	1.045	0.053	22.1
Right tilted	20	QPSK 50RB_0	40620/2593	1:1.58	0.019	0.06	22.81	23.00	1.045	0.020	22.1
Body Worn Test data(Separate 15mm 1RB)											
Front side	20	QPSK 1RB_99	40620/2593	1:1.58	0.199	-0.08	23.83	24.00	1.040	0.207	22.1
Back side	20	QPSK 1RB_99	40620/2593	1:1.58	0.276	-0.18	23.83	24.00	1.040	0.287	22.1
Back side	20	QPSK 1RB_99	40620/2593	1:1.58	0.256	0.03	23.62	24.00	1.091	0.279	22.1
		QPSK 1RB_0	40818/2612.8								
Body Worn Test data(Separate 15mm 50%RB)											
Front side	20	QPSK 50RB_0	40620/2593	1:1.58	0.176	0.19	22.81	23.00	1.045	0.184	22.1
Back side	20	QPSK 50RB_0	40620/2593	1:1.58	0.168	-0.15	22.81	23.00	1.045	0.176	22.1
Hotspot Test data(Separate 10mm 1RB)											
Front side	20	QPSK 1RB_99	40620/2593	1:1.58	0.347	-0.02	23.83	24.00	1.040	0.361	22.1
Back side	20	QPSK 1RB_99	40620/2593	1:1.58	0.449	-0.16	23.83	24.00	1.040	0.467	22.1
Back side	20	QPSK 1RB_99	40620/2593	1:1.58	0.401	0.06	23.62	24.00	1.091	0.438	22.1
		QPSK 1RB_0	40818/2612.8								
Left side	20	QPSK 1RB_99	40620/2593	1:1.58	0.158	0.04	23.83	24.00	1.040	0.164	22.1
Bottom side	20	QPSK 1RB_99	40620/2593	1:1.58	0.363	-0.15	23.83	24.00	1.040	0.377	22.1
Hotspot Test data (Separate 10mm 50%RB)											
Front side	20	QPSK 50RB_0	40620/2593	1:1.58	0.328	0.11	22.81	23.00	1.045	0.343	22.1
Back side	20	QPSK 50RB_0	40620/2593	1:1.58	0.364	-0.19	22.81	23.00	1.045	0.380	22.1
Left side	20	QPSK 50RB_0	40620/2593	1:1.58	0.129	0.06	22.81	23.00	1.045	0.135	22.1
Bottom side	20	QPSK 50RB_0	40620/2593	1:1.58	0.354	-0.19	22.81	23.00	1.045	0.370	22.1
ANT4 Test Record											
Test position	BW.	Test mode	Test Ch./Freq.	Duty Cycle	SAR (W/kg)1-g	Power Drift(dB)	Conducted power(dBm)	Tune up Limit(dBm)	Scaled factor	Scaled SAR(W/kg)	Liquid Temp.
Head Test data(1RB)											
Left cheek	20	QPSK 1RB_99	40620/2593	1:1.58	0.162	0.17	19.28	19.30	1.005	0.163	22.1
Left tilted	20	QPSK 1RB_99	40620/2593	1:1.58	0.049	-0.03	19.28	19.30	1.005	0.049	22.1
Right cheek	20	QPSK 1RB_99	40620/2593	1:1.58	0.359	0.14	19.28	19.30	1.005	0.361	22.1
Right cheek	20	QPSK 1RB_99	40620/2593	1:1.58	0.341	0.01	19.21	19.30	1.021	0.348	22.1
		QPSK 1RB_0	40818/2612.8								
Right tilted	20	QPSK 1RB_99	40620/2593	1:1.58	0.124	-0.02	19.28	19.30	1.005	0.125	22.1
Head Test data(50%RB)											
Left cheek	20	QPSK 50RB_0	40620/2593	1:1.58	0.160	-0.18	19.22	19.30	1.019	0.163	22.1
Left tilted	20	QPSK 50RB_0	40620/2593	1:1.58	0.047	0.17	19.22	19.30	1.019	0.048	22.1
Right cheek	20	QPSK 50RB_0	40620/2593	1:1.58	0.345	0.12	19.22	19.30	1.019	0.351	22.1
Right tilted	20	QPSK 50RB_0	40620/2593	1:1.58	0.118	0.20	19.22	19.30	1.019	0.120	22.1
Body Worn Test data(Separate 15mm 1RB)											

Unless otherwise agreed in writing, this document is issued by the Company subject to its General Conditions of Service printed overleaf, available on request or accessible at http://www.sgs.com/en/Terms-and-Conditions.aspx and, for electronic format documents, subject to Terms and Conditions for Electronic Documents at http://www.sgs.com/en/Terms-and-Conditions/Terms-e-Document.aspx. Attention is drawn to the limitation of liability, indemnification and jurisdiction issues defined therein. Any holder of this document is advised that information contained hereon reflects the Company's findings at the time of its intervention only and within the limits of Client's instructions, if any. The Company's sole responsibility is to its Client and this document does not exonerate parties to a transaction from exercising all their rights and obligations under the transaction documents. This document cannot be reproduced except in full, without prior written approval of the Company. Any unauthorized alteration, forgery or falsification of the content or appearance of this document is unlawful and offenders may be prosecuted to the fullest extent of the law. Unless otherwise stated the results shown in this test report refer only to the sample(s) tested and such sample(s) are retained for 30 days only.
Attention: To check the authenticity of testing /inspection report & certificate, please contact us at telephone: (86-755) 8307 1443, or email: CN.Doccheck@sgs.com
SGS-CSTC Standards Technical Services Co., Ltd. Shenzhen Branch
No.1 Workshop, M-10, Middle Section, Science & Technology Park, Shenzhen, China 518057 t (86-755) 26012053 f (86-755) 26710594 www.sgsgroup.com.cn
中国·深圳·科技园中区M-10栋一号厂房 邮编: 518057 t (86-755) 26012053 f (86-755) 26710594 sgs.china@sgs.com
Member of the SGS Group (SGS SA)

Front side	20	QPSK 1RB_99	40620/2593	1:1.58	0.112	0.06	23.21	23.30	1.021	0.114	22.1
Back side	20	QPSK 1RB_99	40620/2593	1:1.58	0.160	-0.05	23.21	23.30	1.021	0.163	22.1
Back side	20	QPSK 1RB_99	40620/2593	1:1.58	0.140	0.03	23.19	23.30	1.026	0.144	22.1
		QPSK 1RB_0	40818/2612.8								
Body Worn Test data(Separate 15mm 50%RB)											
Front side	20	QPSK 50RB_0	40620/2593	1:1.58	0.117	0.03	22.23	22.30	1.016	0.119	22.1
Back side	20	QPSK 50RB_0	40620/2593	1:1.58	0.137	-0.04	22.23	22.30	1.016	0.139	22.1
Hotspot Test data(Separate 10mm 1RB)											
Front side	20	QPSK 1RB_99	40620/2593	1:1.58	0.082	0.06	19.28	19.30	1.005	0.082	22.1
Back side	20	QPSK 1RB_99	40620/2593	1:1.58	0.119	0.08	19.28	19.30	1.005	0.120	22.1
Left side	20	QPSK 1RB_99	40620/2593	1:1.58	0.183	0.12	19.28	19.30	1.005	0.184	22.1
Left side	20	QPSK 1RB_99	40620/2593	1:1.58	0.174	0.03	19.21	19.30	1.021	0.178	22.1
		QPSK 1RB_0	40818/2612.8								
Top side	20	QPSK 1RB_99	40620/2593	1:1.58	0.069	-0.07	19.28	19.30	1.005	0.069	22.1
Hotspot Test data (Separate 10mm 50%RB)											
Front side	20	QPSK 50RB_0	40620/2593	1:1.58	0.079	0.09	19.22	19.30	1.019	0.080	22.1
Back side	20	QPSK 50RB_0	40620/2593	1:1.58	0.132	0.06	19.22	19.30	1.019	0.134	22.1
Left side	20	QPSK 50RB_0	40620/2593	1:1.58	0.143	0.03	19.22	19.30	1.019	0.146	22.1
Top side	20	QPSK 50RB_0	40620/2593	1:1.58	0.047	0.17	19.22	19.30	1.019	0.048	22.1
ANT5 Test Record											
Test position	**BW.**	**Test mode**	**Test Ch./Freq.**	**Duty Cycle**	**SAR (W/kg)1-g**	**Power Drift(dB)**	**Conducted power(dBm)**	**Tune up Limit(dBm)**	**Scaled factor**	**Scaled SAR(W/kg)**	**Liquid Temp.**
Head Test data(1RB)											
Left cheek	20	QPSK 1RB_99	41490/2680	1:1.58	0.191	0.10	16.62	16.70	1.019	0.195	22.1
Left tilted	20	QPSK 1RB_99	41490/2680	1:1.58	0.203	0.06	16.62	16.70	1.019	0.207	22.1
Right cheek	20	QPSK 1RB_99	41490/2680	1:1.58	0.296	0.06	16.62	16.70	1.019	0.302	22.1
Right tilted	20	QPSK 1RB_99	41490/2680	1:1.58	0.324	0.02	16.62	16.70	1.019	0.330	22.1
Head Test data(50%RB)											
Left cheek	20	QPSK 50RB_0	41490/2680	1:1.58	0.199	0.07	16.60	16.70	1.023	0.204	22.1
Left tilted	20	QPSK 50RB_0	41490/2680	1:1.58	0.213	0.08	16.60	16.70	1.023	0.218	22.1
Right cheek	20	QPSK 50RB_0	41490/2680	1:1.58	0.330	0.13	16.60	16.70	1.023	0.338	22.1
Right cheek	20	QPSK 1RB_99	41490/2680	1:1.58	0.299	0.03	16.55	16.70	1.035	0.310	22.1
		QPSK 1RB_0	41292/2660.2								
Right tilted	20	QPSK 50RB_0	41490/2680	1:1.58	0.316	0.07	16.60	16.70	1.023	0.323	22.1
Body Worn Test data(Separate 15mm 1RB)											
Front side	20	QPSK 1RB_99	41490/2680	1:1.58	0.167	-0.17	23.49	23.70	1.050	0.175	22.1
Back side	20	QPSK 1RB_99	41490/2680	1:1.58	0.289	-0.11	23.49	23.70	1.050	0.303	22.1
Back side	20	QPSK 1RB_99	41490/2680	1:1.58	0.218	0.04	22.35	23.70	1.365	0.297	22.1
		QPSK 1RB_0	41292/2660.2								
Body Worn Test data(Separate 15mm 50%RB)											
Front side	20	QPSK 50RB_0	41490/2680	1:1.58	0.141	0.20	22.39	22.70	1.074	0.151	22.1
Back side	20	QPSK 50RB_0	41490/2680	1:1.58	0.255	-0.16	22.39	22.70	1.074	0.274	22.1
Hotspot Test data(Separate 10mm 1RB)											
Front side	20	QPSK 1RB_50	41490/2680	1:1.58	0.071	0.18	16.62	16.70	1.019	0.072	22.1
Back side	20	QPSK 1RB_50	41490/2680	1:1.58	0.109	-0.06	16.62	16.70	1.019	0.111	22.1
Left side	20	QPSK 1RB_50	41490/2680	1:1.58	0.021	0.10	16.62	16.70	1.019	0.022	22.1
Top side	20	QPSK 1RB_50	41490/2680	1:1.58	0.137	0.13	16.62	16.70	1.019	0.140	22.1
Top side	20	QPSK 1RB_99	41490/2680	1:1.58	0.124	0.03	16.55	16.70	1.035	0.128	22.1
		QPSK 1RB_0	41292/2660.2								
Hotspot Test data (Separate 10mm 50%RB)											
Front side	20	QPSK 50RB_0	41490/2680	1:1.58	0.073	-0.01	16.60	16.70	1.023	0.075	22.1
Back side	20	QPSK 50RB_0	41490/2680	1:1.58	0.125	-0.02	16.60	16.70	1.023	0.128	22.1
Left side	20	QPSK 50RB_0	41490/2680	1:1.58	0.0237	0.08	16.60	16.70	1.023	0.024	22.1

Unless otherwise agreed in writing, this document is issued by the Company subject to its General Conditions of Service printed overleaf, available on request or accessible at http://www.sgs.com/en/Terms-and-Conditions.aspx and, for electronic format documents, subject to Terms and Conditions for Electronic Documents at http://www.sgs.com/en/Terms-and-Conditions/Terms-e-Document.aspx. Attention is drawn to the limitation of liability, indemnification and jurisdiction issues defined therein. Any holder of this document is advised that information contained hereon reflects the Company's findings at the time of its intervention only and within the limits of Client's instructions, if any. The Company's sole responsibility is to its Client and this document does not exonerate parties to a transaction from exercising all their rights and obligations under the transaction documents. This document cannot be reproduced except in full, without prior written approval of the Company. Any unauthorized alteration, forgery or falsification of the content or appearance of this document is unlawful and offenders may be prosecuted to the fullest extent of the law. Unless otherwise stated the results shown in this test report refer only to the sample(s) tested and such sample(s) are retained for 30 days only.
Attention: To check the authenticity of testing /inspection report & certificate, please contact us at telephone: (86-755) 8307 1443, or email: CN.Doccheck@sgs.com
SGS-CSTC Standards Technical Services Co., Ltd. Shenzhen Branch
No.1 Workshop, M-10, Middle Section, Science & Technology Park, Shenzhen, China 518057 t (86-755) 26012053 f (86-755) 26710594 www.sgsgroup.com.cn
中国·深圳·科技园中区M-10栋一号厂房 邮编: 518057 t (86-755) 26012053 f (86-755) 26710594 sgs.china@sgs.com
Member of the SGS Group (SGS SA)

Top side	20	QPSK 50RB_0	41490/2680	1:1.58	0.135	0.13	16.60	16.70	1.023	0.138	22.1
ANT8 Test Record											
Test position	**BW.**	**Test mode**	**Test Ch./Freq.**	**Duty Cycle**	**SAR (W/kg)1-g**	**Power Drift(dB)**	**Conducted power(dBm)**	**Tune up Limit(dBm)**	**Scaled factor**	**Scaled SAR(W/kg)**	**Liquid Temp.**
Head Test data(1RB)											
Left cheek	20	QPSK 1RB_99	40620/2593	1:1.58	0.366	0.09	16.94	17.00	1.014	0.371	22.1
Left tilted	20	QPSK 1RB_99	40620/2593	1:1.58	0.110	0.14	16.94	17.00	1.014	0.112	22.1
Right cheek	20	QPSK 1RB_99	40620/2593	1:1.58	0.050	0.09	16.94	17.00	1.014	0.051	22.1
Right tilted	20	QPSK 1RB_99	40620/2593	1:1.58	0.027	0.04	16.94	17.00	1.014	0.027	22.1
Head Test data(50%RB)											
Left cheek	20	QPSK 50RB_0	40620/2593	1:1.58	0.370	-0.17	16.91	17.00	1.021	0.378	22.1
Left cheek	20	QPSK 1RB_99	40620/2593	1:1.58	0.355	0.01	16.85	17.00	1.035	0.367	22.1
		QPSK 1RB_0	40818/2612.8								
Left tilted	20	QPSK 50RB_0	40620/2593	1:1.58	0.111	0.11	16.91	17.00	1.021	0.113	22.1
Right cheek	20	QPSK 50RB_0	40620/2593	1:1.58	0.050	0.14	16.91	17.00	1.021	0.051	22.1
Right tilted	20	QPSK 50RB_0	40620/2593	1:1.58	0.027	0.04	16.91	17.00	1.021	0.028	22.1
Body Worn Test data(Separate 15mm 1RB)											
Front side	20	QPSK 1RB_99	40620/2593	1:1.58	0.102	0.17	23.94	24.00	1.014	0.103	22.1
Back side	20	QPSK 1RB_99	40620/2593	1:1.58	0.119	-0.08	23.94	24.00	1.014	0.121	22.1
Back side	20	QPSK 1RB_99	40620/2593	1:1.58	0.105	0.06	23.85	24.00	1.035	0.109	22.1
		QPSK 1RB_0	40818/2612.8								
Body Worn Test data(Separate 15mm 50%RB)											
Front side	20	QPSK 50RB_0	40620/2593	1:1.58	0.083	0.12	22.88	23.00	1.028	0.085	22.1
Back side	20	QPSK 50RB_0	40620/2593	1:1.58	0.101	-0.05	22.88	23.00	1.028	0.104	22.1
Hotspot Test data(Separate 10mm 1RB)											
Front side	20	QPSK 1RB_99	40620/2593	1:1.58	0.037	0.02	16.94	17.00	1.014	0.038	22.1
Back side	20	QPSK 1RB_99	40620/2593	1:1.58	0.046	-0.03	16.94	17.00	1.014	0.047	22.1
Right side	20	QPSK 1RB_99	40620/2593	1:1.58	0.065	-0.08	16.94	17.00	1.014	0.066	22.1
Top side	20	QPSK 1RB_99	40620/2593	1:1.58	0.011	0.08	16.94	17.00	1.014	0.012	22.1
Hotspot Test data (Separate 10mm 50%RB)											
Front side	20	QPSK 50RB_0	40620/2593	1:1.58	0.037	0.03	16.91	17.00	1.021	0.038	22.1
Back side	20	QPSK 50RB_0	40620/2593	1:1.58	0.049	0.08	16.91	17.00	1.021	0.050	22.1
Right side	20	QPSK 50RB_0	40620/2593	1:1.58	0.072	-0.17	16.91	17.00	1.021	0.073	22.1
Right side	20	QPSK 1RB_99	40620/2593	1:1.58	0.065	0.04	16.85	17.00	1.035	0.067	22.1
		QPSK 1RB_0	40818/2612.8								
Top side	20	QPSK 50RB_0	40620/2593	1:1.58	0.012	-0.17	16.91	17.00	1.021	0.012	22.1

Table 25：SAR of LTE Band 41

Unless otherwise agreed in writing, this document is issued by the Company subject to its General Conditions of Service printed overleaf, available on request or accessible at http://www.sgs.com/en/Terms-and-Conditions.aspx and, for electronic format documents, subject to Terms and Conditions for Electronic Documents at http://www.sgs.com/en/Terms-and-Conditions/Terms-e-Document.aspx. Attention is drawn to the limitation of liability, indemnification and jurisdiction issues defined therein. Any holder of this document is advised that information contained hereon reflects the Company's findings at the time of its intervention only and within the limits of Client's instructions, if any. The Company's sole responsibility is to its Client and this document does not exonerate parties to a transaction from exercising all their rights and obligations under the transaction documents. This document cannot be reproduced except in full, without prior written approval of the Company. Any unauthorized alteration, forgery or falsification of the content or appearance of this document is unlawful and offenders may be prosecuted to the fullest extent of the law. Unless otherwise stated the results shown in this test report refer only to the sample(s) tested and such sample(s) are retained for 30 days only.
Attention: To check the authenticity of testing /inspection report & certificate, please contact us at telephone: (86-755) 8307 1443, or email: CN.Doccheck@sgs.com
No.1 Workshop, M-10, Middle Section, Science & Technology Park, Shenzhen, China 518057 t (86-755) 26012053 f (86-755) 26710594 www.sgsgroup.com.cn
中国·深圳·科技园中区M-10栋一号厂房 邮编: 518057 t (86-755) 26012053 f (86-755) 26710594 sgs.china@sgs.com
Member of the SGS Group (SGS SA)

8.3.16 SAR Result of LTE Band 42

ANT6 Test Record											
Test position	BW.	Test mode	Test Ch./Freq.	Duty Cycle	SAR (W/kg)1-g	Power Drift(dB)	Conducted power(dBm)	Tune up Limit(dBm)	Scaled factor	Scaled SAR(W/kg)	Liquid Temp.
Head Test data(1RB)											
Left cheek	20	QPSK 1RB_50	42990/3540	1:1.58	0.695	-0.04	19.09	20.00	1.233	0.857	22.1
Left cheek	20	QPSK 1RB_50	42190/3460	1:1.58	0.631	-0.07	18.96	20.00	1.271	0.802	22.1
Left cheek	20	QPSK 1RB_50	42590/3500	1:1.58	0.634	-0.15	18.81	20.00	1.315	0.834	22.1
Left tilted	20	QPSK 1RB_50	42990/3540	1:1.58	0.824	0.02	19.09	20.00	1.233	1.016	22.1
Left tilted	20	QPSK 1RB_50	42190/3460	1:1.58	0.800	0.08	18.96	20.00	1.271	1.016	22.1
Left tilted	20	QPSK 1RB_50	42590/3500	1:1.58	0.821	0.03	18.81	20.00	1.315	1.080	22.1
Right cheek	20	QPSK 1RB_50	42990/3540	1:1.58	0.428	-0.07	19.09	20.00	1.233	0.528	22.1
Right tilted	20	QPSK 1RB_50	42990/3540	1:1.58	0.517	-0.06	19.09	20.00	1.233	0.638	22.1
Head Test data(50%RB)											
Left cheek	20	QPSK 50RB_0	42990/3540	1:1.58	0.671	-0.07	19.01	20.00	1.256	0.843	22.1
Left cheek	20	QPSK 50RB_0	42190/3460	1:1.58	0.632	0.12	18.96	20.00	1.271	0.803	22.1
Left cheek	20	QPSK 50RB_0	42590/3500	1:1.58	0.648	-0.16	18.79	20.00	1.321	0.856	22.1
Left tilted	20	QPSK 50RB_0	42990/3540	1:1.58	0.861	-0.15	19.01	20.00	1.256	1.081	22.1
Left tilted -Repeat	20	QPSK 50RB_0	42990/3540	1:1.58	0.849	0.07	19.01	20.00	1.256	1.066	22.1
Left tilted	20	QPSK 50RB_0	42190/3460	1:1.58	0.813	-0.05	18.96	20.00	1.271	1.033	22.1
Left tilted	20	QPSK 50RB_0	42590/3500	1:1.58	0.821	0.09	18.79	20.00	1.321	1.085	22.1
Right cheek	20	QPSK 50RB_0	42990/3540	1:1.58	0.384	-0.08	19.01	20.00	1.256	0.482	22.1
Right tilted	20	QPSK 50RB_0	42990/3540	1:1.58	0.521	-0.08	19.01	20.00	1.256	0.654	22.1
Head Test data(100%RB)											
Left cheek	20	QPSK 100RB_0	42990/3540	1:1.58	0.473	0.09	18.94	20.00	1.276	0.604	22.1
Left tilted	20	QPSK 100RB_0	42990/3540	1:1.58	0.734	0.02	18.94	20.00	1.276	0.937	22.1
Body Worn Test data(Separate 15mm 1RB)											
Front side	20	QPSK 1RB_50	42990/3540	1:1.58	0.139	0.08	22.02	23.00	1.253	0.174	22.1
Back side	20	QPSK 1RB_50	42990/3540	1:1.58	0.159	0.09	22.02	23.00	1.253	0.199	22.1
Body Worn Test data(Separate 15mm 50%RB)											
Front side	20	QPSK 50RB_0	42990/3540	1:1.58	0.111	0.09	21.14	22.00	1.219	0.135	22.1
Back side	20	QPSK 50RB_0	42990/3540	1:1.58	0.131	0.00	21.14	22.00	1.219	0.160	22.1
Hotspot Test data(Separate 10mm 1RB)											
Front side	20	QPSK 1RB_50	42990/3540	1:1.58	0.137	0.02	19.09	20.00	1.233	0.169	22.1
Back side	20	QPSK 1RB_50	42990/3540	1:1.58	0.182	0.09	19.09	20.00	1.233	0.224	22.1
Left side	20	QPSK 1RB_50	42990/3540	1:1.58	0.006	0.06	19.09	20.00	1.233	0.007	22.1
Top side	20	QPSK 1RB_50	42990/3540	1:1.58	0.382	-0.08	19.09	20.00	1.233	0.471	22.1
Hotspot Test data (Separate 10mm 50%RB)											
Front side	20	QPSK 50RB_0	42990/3540	1:1.58	0.136	0.05	19.01	20.00	1.256	0.171	22.1
Back side	20	QPSK 50RB_0	42990/3540	1:1.58	0.190	0.09	19.01	20.00	1.256	0.239	22.1
Left side	20	QPSK 50RB_0	42990/3540	1:1.58	0.008	-0.03	19.01	20.00	1.256	0.010	22.1
Top side	20	QPSK 50RB_0	42990/3540	1:1.58	0.380	-0.10	19.01	20.00	1.256	0.477	22.1
ANT11 Test Record											
Test position	BW.	Test mode	Test Ch./Freq.	Duty Cycle	SAR (W/kg)1-g	Power Drift(dB)	Conducted power(dBm)	Tune up Limit(dBm)	Scaled factor	Scaled SAR(W/kg)	Liquid Temp.
Head Test data(1RB)											
Left cheek	20	QPSK 1RB_50	42990/3540	1:1.58	0.284	0.03	22.11	23.00	1.227	0.349	22.1
Left tilted	20	QPSK 1RB_50	42990/3540	1:1.58	0.360	0.09	22.11	23.00	1.227	0.442	22.1
Right cheek	20	QPSK 1RB_50	42990/3540	1:1.58	0.373	0.11	22.11	23.00	1.227	0.458	22.1
Right tilted	20	QPSK 1RB_50	42990/3540	1:1.58	0.650	0.04	22.11	23.00	1.227	0.798	22.1
Right tilted	20	QPSK 1RB_50	42190/3460	1:1.58	0.613	0.08	21.74	23.00	1.337	0.819	22.1

Unless otherwise agreed in writing, this document is issued by the Company subject to its General Conditions of Service printed overleaf, available on request or accessible at http://www.sgs.com/en/Terms-and-Conditions.aspx and, for electronic format documents, subject to Terms and Conditions for Electronic Documents at http://www.sgs.com/en/Terms-and-Conditions/Terms-e-Document.aspx. Attention is drawn to the limitation of liability, indemnification and jurisdiction issues defined therein. Any holder of this document is advised that information contained hereon reflects the Company's findings at the time of its intervention only and within the limits of Client's instructions, if any. The Company's sole responsibility is to its Client and this document does not exonerate parties to a transaction from exercising all their rights and obligations under the transaction documents. This document cannot be reproduced except in full, without prior written approval of the Company. Any unauthorized alteration, forgery or falsification of the content or appearance of this document is unlawful and offenders may be prosecuted to the fullest extent of the law. Unless otherwise stated the results shown in this test report refer only to the sample(s) tested and such sample(s) are retained for 30 days only.
Attention: To check the authenticity of testing /inspection report & certificate, please contact us at telephone: (86-755) 8307 1443, or email: CN.Doccheck@sgs.com
SGS-CSTC Standards Technical Services Co., Ltd. Shenzhen Branch
No.1 Workshop, M-10, Middle Section, Science & Technology Park, Shenzhen, China 518057 t (86-755) 26012053 f (86-755) 26710594 www.sgsgroup.com.cn
中国·深圳·科技园中区M-10栋一号厂房 邮编: 518057 t (86-755) 26012053 f (86-755) 26710594 sgs.china@sgs.com
Member of the SGS Group (SGS SA)

Right tilted	20	QPSK 1RB_50	42590/3500	1:1.58	0.631	0.05	21.76	23.00	1.330	0.840	22.1
Head Test data(50%RB)											
Left cheek	20	QPSK 50RB_0	42990/3540	1:1.58	0.283	0.19	21.85	23.00	1.303	0.369	22.1
Left tilted	20	QPSK 50RB_0	42990/3540	1:1.58	0.364	0.14	21.85	23.00	1.303	0.474	22.1
Right cheek	20	QPSK 50RB_0	42990/3540	1:1.58	0.369	0.06	21.85	23.00	1.303	0.481	22.1
Right tilted	20	QPSK 50RB_0	42990/3540	1:1.58	0.710	0.05	21.85	23.00	1.303	0.925	22.1
Right tilted	20	QPSK 50RB_0	42190/3460	1:1.58	0.669	0.07	21.42	23.00	1.439	0.963	22.1
Right tilted	20	QPSK 50RB_0	42590/3500	1:1.58	0.689	0.04	21.51	23.00	1.409	0.971	22.1
Head Test data(100%RB)											
Right tilted	20	QPSK 100RB_0	42990/3540	1:1.58	0.689	0.05	21.78	23.00	1.324	0.912	22.1
Body Worn Test data(Separate 15mm 1RB)											
Front side	20	QPSK 1RB_50	42990/3540	1:1.58	0.093	0.06	22.83	24.00	1.309	0.122	22.1
Back side	20	QPSK 1RB_50	42990/3540	1:1.58	0.503	0.03	22.83	24.00	1.309	0.659	22.1
Body Worn Test data(Separate 15mm 50%RB)											
Front side	20	QPSK 50RB_0	42990/3540	1:1.58	0.086	0.09	21.92	23.00	1.282	0.110	22.1
Back side	20	QPSK 50RB_0	42990/3540	1:1.58	0.412	0.00	21.92	23.00	1.282	0.528	22.1
Hotspot Test data(Separate 10mm 1RB)											
Front side	20	QPSK 1RB_50	42990/3540	1:1.58	0.051	0.02	18.93	20.00	1.279	0.065	22.1
Back side	20	QPSK 1RB_50	42990/3540	1:1.58	0.488	0.00	18.93	20.00	1.279	0.624	22.1
Left side	20	QPSK 1RB_50	42990/3540	1:1.58	0.029	0.04	18.93	20.00	1.279	0.036	22.1
Top side	20	QPSK 1RB_50	42990/3540	1:1.58	0.207	0.04	18.93	20.00	1.279	0.265	22.1
Hotspot Test data (Separate 10mm 50%RB)											
Front side	20	QPSK 50RB_0	42990/3540	1:1.58	0.055	0.03	18.89	20.00	1.291	0.071	22.1
Back side	20	QPSK 50RB_0	42990/3540	1:1.58	0.501	0.01	18.89	20.00	1.291	0.647	22.1
Left side	20	QPSK 50RB_0	42990/3540	1:1.58	0.028	-0.03	18.89	20.00	1.291	0.036	22.1
Top side	20	QPSK 50RB_0	42990/3540	1:1.58	0.210	-0.03	18.89	20.00	1.291	0.271	22.1
Test position	**BW.**	**Test mode**	**Test Ch./Freq.**	**Duty Cycle**	**SAR (W/kg)10-g**	**Power Drift(dB)**	**Conducted power(dBm)**	**Tune up Limit(dBm)**	**Scaled factor**	**Scaled SAR(W/kg)**	**Liquid Temp.**
Product Specific 10-g SAR Sensor on(Separate 0mm 1RB)											
Back side	20	QPSK 1RB_50	42990/3540	1:1.58	1.020	0.20	18.93	20.00	1.279	1.305	22.1
Product Specific 10-g SAR Sensor on(Separate 0mm 50%RB)											
Back side	20	QPSK 50RB_0	42990/3540	1:1.58	1.500	0.06	18.89	20.00	1.291	1.937	22.1
Product Specific 10-g SAR Sensor off(Separate 5mm 1RB)											
Back side	20	QPSK 1RB_50	42990/3540	1:1.58	1.860	0.03	22.83	24.00	1.309	2.435	22.1
Back side	20	QPSK 1RB_50	42190/3460	1:1.58	1.570	0.01	22.50	24.00	1.413	2.218	22.1
Back side	20	QPSK 1RB_50	42590/3500	1:1.58	1.810	-0.13	22.81	24.00	1.315	2.381	22.1
Product Specific 10-g SAR Sensor off(Separate 5mm 50%RB)											
Back side	20	QPSK 50RB_0	42990/3540	1:1.58	1.510	0.06	21.92	23.00	1.282	1.936	22.1
ANT12 Test Record											
Test position	**BW.**	**Test mode**	**Test Ch./Freq.**	**Duty Cycle**	**SAR (W/kg)1-g**	**Power Drift(dB)**	**Conducted power(dBm)**	**Tune up Limit(dBm)**	**Scaled factor**	**Scaled SAR(W/kg)**	**Liquid Temp.**
Head Test data(1RB)											
Left cheek	20	QPSK 1RB_50	42990/3540	1:1.58	0.112	0.05	18.91	19.20	1.069	0.120	22.1
Left tilted	20	QPSK 1RB_50	42990/3540	1:1.58	0.095	0.19	18.91	19.20	1.069	0.102	22.1
Right cheek	20	QPSK 1RB_50	42990/3540	1:1.58	0.574	0.00	18.91	19.20	1.069	0.614	22.1
Right tilted	20	QPSK 1RB_50	42990/3540	1:1.58	0.103	0.09	18.91	19.20	1.069	0.110	22.1
Head Test data(50%RB)											
Left cheek	20	QPSK 50RB_0	42990/3540	1:1.58	0.112	0.05	18.89	19.20	1.074	0.120	22.1
Left tilted	20	QPSK 50RB_0	42990/3540	1:1.58	0.098	0.05	18.89	19.20	1.074	0.105	22.1
Right cheek	20	QPSK 50RB_0	42990/3540	1:1.58	0.613	0	18.89	19.20	1.074	0.658	22.1
Right tilted	20	QPSK 50RB_0	42990/3540	1:1.58	0.106	0.03	18.89	19.20	1.074	0.114	22.1
Body Worn Test data(Separate 15mm 1RB)											
Front side	20	QPSK 1RB_50	42990/3540	1:1.58	0.134	0.05	23.56	24.70	1.300	0.174	22.1

Unless otherwise agreed in writing, this document is issued by the Company subject to its General Conditions of Service printed overleaf, available on request or accessible at http://www.sgs.com/en/Terms-and-Conditions.aspx and, for electronic format documents, subject to Terms and Conditions for Electronic Documents at http://www.sgs.com/en/Terms-and-Conditions/Terms-e-Document.aspx. Attention is drawn to the limitation of liability, indemnification and jurisdiction issues defined therein. Any holder of this document is advised that information contained hereon reflects the Company's findings at the time of its intervention only and within the limits of Client's instructions, if any. The Company's sole responsibility is to its Client and this document does not exonerate parties to a transaction from exercising all their rights and obligations under the transaction documents. This document cannot be reproduced except in full, without prior written approval of the Company. Any unauthorized alteration, forgery or falsification of the content or appearance of this document is unlawful and offenders may be prosecuted to the fullest extent of the law. Unless otherwise stated the results shown in this test report refer only to the sample(s) tested and such sample(s) are retained for 30 days only.
Attention: To check the authenticity of testing /inspection report & certificate, please contact us at telephone: (86-755) 8307 1443, or email: CN.Doccheck@sgs.com
SGS-CSTC Standards Technical Services Co., Ltd. Shenzhen Branch
No.1 Workshop, M-10, Middle Section, Science & Technology Park, Shenzhen, China 518057 t (86-755) 26012053 f (86-755) 26710594 www.sgsgroup.com.cn
中国·深圳·科技园中区M-10栋一号厂房 邮编: 518057 t (86-755) 26012053 f (86-755) 26710594 sgs.china@sgs.com
Member of the SGS Group (SGS SA)

Back side	20	QPSK 1RB_50	42990/3540	1:1.58	0.162	-0.18	23.56	24.70	1.300	0.211	22.1
Body Worn Test data(Separate 15mm 50%RB)											
Front side	20	QPSK 50RB_0	42990/3540	1:1.58	0.103	-0.01	22.54	23.70	1.306	0.135	22.1
Back side	20	QPSK 50RB_0	42990/3540	1:1.58	0.126	-0.18	22.54	23.70	1.306	0.165	22.1
Hotspot Test data(Separate 10mm 1RB)											
Front side	20	QPSK 1RB_50	42990/3540	1:1.58	0.063	0.01	18.91	19.20	1.069	0.067	22.1
Back side	20	QPSK 1RB_50	42990/3540	1:1.58	0.099	0.17	18.91	19.20	1.069	0.106	22.1
Left side	20	QPSK 1RB_50	42990/3540	1:1.58	0.233	0.08	18.91	19.20	1.069	0.249	22.1
Top side	20	QPSK 1RB_50	42990/3540	1:1.58	0.073	-0.20	18.91	19.20	1.069	0.078	22.1
Hotspot Test data (Separate 10mm 50%RB)											
Front side	20	QPSK 50RB_0	42990/3540	1:1.58	0.063	-0.07	18.89	19.20	1.074	0.067	22.1
Back side	20	QPSK 50RB_0	42990/3540	1:1.58	0.101	0.07	18.89	19.20	1.074	0.108	22.1
Left side	20	QPSK 50RB_0	42990/3540	1:1.58	0.208	-0.10	18.89	19.20	1.074	0.223	22.1
Top side	20	QPSK 50RB_0	42990/3540	1:1.58	0.074	0.15	18.89	19.20	1.074	0.079	22.1
ANT13 Test Record											
Test position	**BW.**	**Test mode**	**Test Ch./Freq.**	**Duty Cycle**	**SAR (W/kg)1-g**	**Power Drift(dB)**	**Conducted power(dBm)**	**Tune up Limit(dBm)**	**Scaled factor**	**Scaled SAR(W/kg)**	**Liquid Temp.**
Head Test data(1RB)											
Left cheek	20	QPSK 1RB_50	42190/3460	1:1.58	0.283	-0.07	17.62	18.00	1.091	0.309	22.1
Left tilted	20	QPSK 1RB_50	42190/3460	1:1.58	0.425	-0.03	17.62	18.00	1.091	0.464	22.1
Right cheek	20	QPSK 1RB_50	42190/3460	1:1.58	0.652	0.03	17.62	18.00	1.091	0.712	22.1
Right tilted	20	QPSK 1RB_50	42190/3460	1:1.58	0.788	0.06	17.62	18.00	1.091	0.860	22.1
Right tilted	20	QPSK 1RB_50	42590/3500	1:1.58	0.721	-0.03	17.58	18.00	1.102	0.794	22.1
Right tilted	20	QPSK 1RB_50	42990/3540	1:1.58	0.759	-0.01	17.51	18.00	1.119	0.850	22.1
Head Test data(50%RB)											
Left cheek	20	QPSK 50RB_0	42190/3460	1:1.58	0.319	-0.02	17.61	18.00	1.094	0.349	22.1
Left tilted	20	QPSK 50RB_0	42190/3460	1:1.58	0.426	0.01	17.61	18.00	1.094	0.466	22.1
Right cheek	20	QPSK 50RB_0	42190/3460	1:1.58	0.660	0.11	17.61	18.00	1.094	0.722	22.1
Right tilted	20	QPSK 50RB_0	42190/3460	1:1.58	0.709	-0.07	17.61	18.00	1.094	0.776	22.1
Head Test data(100%RB)											
Right tilted	20	QPSK 100RB_0	42190/3460	1:1.58	0.718	0.11	17.50	18.00	1.122	0.806	22.1
Body Worn Test data(Separate 15mm 1RB)											
Front side	20	QPSK 1RB_50	42190/3460	1:1.58	0.374	0.00	24.70	25.50	1.202	0.450	22.1
Back side	20	QPSK 1RB_50	42190/3460	1:1.58	0.610	0.07	24.70	25.50	1.202	0.733	22.1
Body Worn Test data(Separate 15mm 50%RB)											
Front side	20	QPSK 50RB_0	42190/3460	1:1.58	0.348	0.02	23.72	24.50	1.197	0.416	22.1
Back side	20	QPSK 50RB_0	42190/3460	1:1.58	0.471	-0.11	23.72	24.50	1.197	0.564	22.1
Hotspot Test data(Separate 10mm 1RB)											
Front side	20	QPSK 1RB_50	42190/3460	1:1.58	0.164	-0.06	17.62	18.00	1.091	0.179	22.1
Back side	20	QPSK 1RB_50	42190/3460	1:1.58	0.278	0.03	17.62	18.00	1.091	0.303	22.1
Left side	20	QPSK 1RB_50	42190/3460	1:1.58	0.029	0.03	17.62	18.00	1.091	0.032	22.1
Top side	20	QPSK 1RB_50	42190/3460	1:1.58	0.319	0.19	17.62	18.00	1.091	0.348	22.1
Hotspot Test data (Separate 10mm 50%RB)											
Front side	20	QPSK 50RB_0	42190/3460	1:1.58	0.160	-0.08	17.61	18.00	1.094	0.175	22.1
Back side	20	QPSK 50RB_0	42190/3460	1:1.58	0.264	-0.05	17.61	18.00	1.094	0.289	22.1
Left side	20	QPSK 50RB_0	42190/3460	1:1.58	0.050	-0.19	17.61	18.00	1.094	0.055	22.1
Top side	20	QPSK 50RB_0	42190/3460	1:1.58	0.320	0.04	17.61	18.00	1.094	0.350	22.1
Test position	**BW.**	**Test mode**	**Test Ch./Freq.**	**Duty Cycle**	**SAR (W/kg)10-g**	**Power Drift(dB)**	**Conducted power(dBm)**	**Tune up Limit(dBm)**	**Scaled factor**	**Scaled SAR(W/kg)**	**Liquid Temp.**
Product Specific 10-g SAR Sensor on(Separate 0mm 1RB)											
Back side	20	QPSK 1RB_50	42990/3540	1:1.58	0.834	0.06	20.90	21.50	1.148	0.958	22.1
Top side	20	QPSK 1RB_50	42990/3540	1:1.58	1.640	-0.04	20.90	21.50	1.148	1.883	22.1
Product Specific 10-g SAR Sensor on(Separate 0mm 50%RB)											

Unless otherwise agreed in writing, this document is issued by the Company subject to its General Conditions of Service printed overleaf, available on request or accessible at http://www.sgs.com/en/Terms-and-Conditions.aspx and, for electronic format documents, subject to Terms and Conditions for Electronic Documents at http://www.sgs.com/en/Terms-and-Conditions/Terms-e-Document.aspx. Attention is drawn to the limitation of liability, indemnification and jurisdiction issues defined therein. Any holder of this document is advised that information contained hereon reflects the Company's findings at the time of its intervention only and within the limits of Client's instructions, if any. The Company's sole responsibility is to its Client and this document does not exonerate parties to a transaction from exercising all their rights and obligations under the transaction documents. This document cannot be reproduced except in full, without prior written approval of the Company. Any unauthorized alteration, forgery or falsification of the content or appearance of this document is unlawful and offenders may be prosecuted to the fullest extent of the law. Unless otherwise stated the results shown in this test report refer only to the sample(s) tested and such sample(s) are retained for 30 days only.
Attention: To check the authenticity of testing /inspection report & certificate, please contact us at telephone: (86-755) 8307 1443, or email: CN.Doccheck@sgs.com
SGS-CSTC Standards Technical Services Co., Ltd. Shenzhen Branch
No.1 Workshop, M-10, Middle Section, Science & Technology Park, Shenzhen, China 518057 t (86-755) 26012053 f (86-755) 26710594 www.sgsgroup.com.cn
中国·深圳·科技园中区M-10栋一号厂房 邮编: 518057 t (86-755) 26012053 f (86-755) 26710594 sgs.china@sgs.com
Member of the SGS Group (SGS SA)

Back side	20	QPSK 50RB_0	42990/3540	1:1.58	0.870	0.08	20.78	21.50	1.180	1.027	22.1
Top side	20	QPSK 50RB_0	42990/3540	1:1.58	1.590	0.05	20.78	21.50	1.180	1.877	22.1
Product Specific 10-g SAR Sensor off(Separate 5mm 1RB)											
Back side	20	QPSK 1RB_50	42190/3460	1:1.58	1.300	0.05	24.70	25.50	1.202	1.563	22.1
Top side	20	QPSK 1RB_50	42190/3460	1:1.58	1.500	-0.09	24.70	25.50	1.202	1.803	22.1
Product Specific 10-g SAR Sensor off(Separate 5mm 50%RB)											
Back side	20	QPSK 50RB_0	42190/3460	1:1.58	1.040	-0.05	23.72	24.50	1.197	1.245	22.1
Top side	20	QPSK 50RB_0	42190/3460	1:1.58	1.180	0.02	23.72	24.50	1.197	1.412	22.1

Table 26：SAR of LTE Band 42

Test Position	Channel/ Frequency (MHz)	Measured SAR (1g)	1st Repeated SAR (1g)	Ratio	2nd Repeated SAR (1g)	3rd Repeated SAR (1g)
Left tilted	42990/3540	0.861	0.849	1.014	N/A	N/A
Note: 1) When the original highest measured SAR is ≥ 0.80 W/kg, the measurement was repeated once.						
2) A second repeated measurement was performed only if the ratio of largest to smallest SAR for the original and first repeated measurements was > 1.20 or when the original or repeated measurement was ⩾ 1.45 W/kg (~ 10% from the 1-g SAR limit).						
3) A third repeated measurement was performed only if the original, first or second repeated measurement was ⩾ 1.5 W/kg and the ratio of largest to smallest SAR for the original, first and second repeated measurements is > 1.20.						
4) Repeated measurements are not required when the original highest measured SAR is < 0.80 W/kg						

Unless otherwise agreed in writing, this document is issued by the Company subject to its General Conditions of Service printed overleaf, available on request or accessible at http://www.sgs.com/en/Terms-and-Conditions.aspx and, for electronic format documents, subject to Terms and Conditions for Electronic Documents at http://www.sgs.com/en/Terms-and-Conditions/Terms-e-Document.aspx. Attention is drawn to the limitation of liability, indemnification and jurisdiction issues defined therein. Any holder of this document is advised that information contained hereon reflects the Company's findings at the time of its intervention only and within the limits of Client's instructions, if any. The Company's sole responsibility is to its Client and this document does not exonerate parties to a transaction from exercising all their rights and obligations under the transaction documents. This document cannot be reproduced except in full, without prior written approval of the Company. Any unauthorized alteration, forgery or falsification of the content or appearance of this document is unlawful and offenders may be prosecuted to the fullest extent of the law. Unless otherwise stated the results shown in this test report refer only to the sample(s) tested and such sample(s) are retained for 30 days only.
Attention: To check the authenticity of testing /inspection report & certificate, please contact us at telephone: (86-755) 8307 1443, or email: CN.Doccheck@sgs.com
SGS-CSTC Standards Technical Services Co., Ltd. Shenzhen Branch
No.1 Workshop, M-10, Middle Section, Science & Technology Park, Shenzhen, China 518057 t (86-755) 26012053 f (86-755) 26710594 www.sgsgroup.com.cn
中国·深圳·科技园中区M-10栋一号厂房 邮编: 518057 t (86-755) 26012053 f (86-755) 26710594 sgs.china@sgs.com
Member of the SGS Group (SGS SA)

8.3.17 SAR Result of LTE Band 66

ANT2 Test Record											
Test position	BW.	Test mode	Test Ch./Freq.	Duty Cycle	SAR (W/kg)1-g	Power Drift(dB)	Conducted power(dBm)	Tune up Limit(dBm)	Scaled factor	Scaled SAR(W/kg)	Liquid Temp.
Head Test data(1RB)											
Left cheek	20	QPSK 1RB_50	132322/1745	1:1	0.176	0.11	23.98	25.50	1.419	0.250	22.2
Left tilted	20	QPSK 1RB_50	132322/1745	1:1	0.113	0.04	23.98	25.50	1.419	0.160	22.2
Right cheek	20	QPSK 1RB_50	132322/1745	1:1	0.220	0.18	23.98	25.50	1.419	0.312	22.2
Right tilted	20	QPSK 1RB_50	132322/1745	1:1	0.069	0.19	23.98	25.50	1.419	0.098	22.2
Head Test data(50%RB)											
Left cheek	20	QPSK 50RB_0	132322/1745	1:1	0.123	0.06	23.03	24.50	1.403	0.173	22.2
Left tilted	20	QPSK 50RB_0	132322/1745	1:1	0.087	0.18	23.03	24.50	1.403	0.121	22.2
Right cheek	20	QPSK 50RB_0	132322/1745	1:1	0.163	0.07	23.03	24.50	1.403	0.229	22.2
Right tilted	20	QPSK 50RB_0	132322/1745	1:1	0.057	-0.05	23.03	24.50	1.403	0.080	22.2
Body Worn Test data(Separate 15mm 1RB)											
Front side	20	QPSK 1RB_50	132322/1745	1:1	0.345	0.03	23.98	25.50	1.419	0.490	22.2
Back side	20	QPSK 1RB_50	132322/1745	1:1	0.384	0.05	23.98	25.50	1.419	0.545	22.2
Body Worn Test data(Separate 15mm 50%RB)											
Front side	20	QPSK 50RB_0	132322/1745	1:1	0.302	0.10	23.03	24.50	1.403	0.424	22.2
Back side	20	QPSK 50RB_0	132322/1745	1:1	0.312	0.06	23.03	24.50	1.403	0.438	22.2
Hotspot Test data(Separate 10mm 1RB)											
Front side	20	QPSK 1RB_50	132322/1745	1:1	0.339	0.10	20.16	21.50	1.361	0.462	22.2
Back side	20	QPSK 1RB_50	132322/1745	1:1	0.372	0.14	20.16	21.50	1.361	0.506	22.2
Left side	20	QPSK 1RB_50	132322/1745	1:1	0.057	0.11	20.16	21.50	1.361	0.078	22.2
Bottom side	20	QPSK 1RB_50	132322/1745	1:1	0.395	0.20	20.16	21.50	1.361	0.538	22.2
Hotspot Test data (Separate 10mm 50%RB)											
Front side	20	QPSK 50RB_0	132322/1745	1:1	0.320	0.10	20.15	21.50	1.365	0.437	22.2
Back side	20	QPSK 50RB_0	132322/1745	1:1	0.255	-0.01	20.15	21.50	1.365	0.348	22.2
Left side	20	QPSK 50RB_0	132322/1745	1:1	0.050	-0.02	20.15	21.50	1.365	0.068	22.2
Bottom side	20	QPSK 50RB_0	132322/1745	1:1	0.372	0.12	20.15	21.50	1.365	0.508	22.2
Test position	BW.	Test mode	Test Ch./Freq.	Duty Cycle	SAR (W/kg)10-g	Power Drift(dB)	Conducted power(dBm)	Tune up Limit(dBm)	Scaled factor	Scaled SAR(W/kg)	Liquid Temp.
Product Specific 10-g SAR Sensor on(Separate 0mm 1RB)											
Back side	20	QPSK 1RB_50	132322/1745	1:1	1.650	0.16	22.06	23.50	1.393	2.299	22.2
Back side	20	QPSK 1RB_50	132072/1720	1:1	1.580	0.07	21.65	23.50	1.531	2.419	22.2
Back side	20	QPSK 1RB_50	132572/1770	1:1	1.650	0.50	21.73	23.50	1.503	2.480	22.2
Bottom side	20	QPSK 1RB_50	132322/1745	1:1	1.270	0.17	22.06	23.50	1.393	1.769	22.2
Product Specific 10-g SAR Sensor on(Separate 0mm 50%RB)											
Back side	20	QPSK 50RB_0	132322/1745	1:1	1.670	0.03	21.87	23.50	1.455	2.431	22.2
Back side	20	QPSK 50RB_0	132072/1720	1:1	1.510	0.08	21.74	23.50	1.500	2.265	22.2
Back side	20	QPSK 50RB_0	132572/1770	1:1	1.670	-0.04	21.86	23.50	1.459	2.436	22.2
Bottom side	20	QPSK 50RB_0	132322/1745	1:1	1.310	0.14	21.87	23.50	1.455	1.907	22.2
Product Specific 10-g SAR Sensor on(Separate 0mm 100%RB)											
Back side	20	QPSK 100RB_0	132322/1745	1:1	1.650	0.03	21.79	23.50	1.483	2.446	22.2
Product Specific 10-g SAR Sensor off(Separate 15mm 1RB)											
Back side	20	QPSK 1RB_50	132322/1745	1:1	0.309	-0.01	23.98	25.50	1.419	0.438	22.2
Bottom side	20	QPSK 1RB_50	132322/1745	1:1	0.384	0.06	23.98	25.50	1.419	0.545	22.2

Unless otherwise agreed in writing, this document is issued by the Company subject to its General Conditions of Service printed overleaf, available on request or accessible at http://www.sgs.com/en/Terms-and-Conditions.aspx and, for electronic format documents, subject to Terms and Conditions for Electronic Documents at http://www.sgs.com/en/Terms-and-Conditions/Terms-e-Document.aspx. Attention is drawn to the limitation of liability, indemnification and jurisdiction issues defined therein. Any holder of this document is advised that information contained hereon reflects the Company's findings at the time of its intervention only and within the limits of Client's instructions, if any. The Company's sole responsibility is to its Client and this document does not exonerate parties to a transaction from exercising all their rights and obligations under the transaction documents. This document cannot be reproduced except in full, without prior written approval of the Company. Any unauthorized alteration, forgery or falsification of the content or appearance of this document is unlawful and offenders may be prosecuted to the fullest extent of the law. Unless otherwise stated the results shown in this test report refer only to the sample(s) tested and such sample(s) are retained for 30 days only.
Attention: To check the authenticity of testing /inspection report & certificate, please contact us at telephone: (86-755) 8307 1443, or email: CN.Doccheck@sgs.com

Product Specific 10-g SAR Sensor off(Separate 15mm 50%RB)											
Back side	20	QPSK 50RB_0	132322/1745	1:1	0.186	0.04	23.03	24.50	1.403	0.261	22.2
Bottom side	20	QPSK 50RB_0	132322/1745	1:1	0.300	-0.05	23.03	24.50	1.403	0.421	22.2
ANT4 Test Record											
Test position	**BW.**	**Test mode**	**Test Ch./Freq.**	**Duty Cycle**	**SAR (W/kg)1-g**	**Power Drift(dB)**	**Conducted power(dBm)**	**Tune up Limit(dBm)**	**Scaled factor**	**Scaled SAR(W/kg)**	**Liquid Temp.**
Head Test data(1RB)											
Left cheek	20	QPSK 1RB_50	132322/1745	1:1	0.150	-0.07	15.40	16.80	1.380	0.207	22.2
Left tilted	20	QPSK 1RB_50	132322/1745	1:1	0.025	0.07	15.40	16.80	1.380	0.035	22.2
Right cheek	20	QPSK 1RB_50	132322/1745	1:1	0.209	0.17	15.40	16.80	1.380	0.289	22.2
Right tilted	20	QPSK 1RB_50	132322/1745	1:1	0.062	0.07	15.40	16.80	1.380	0.086	22.2
Head Test data(50%RB)											
Left cheek	20	QPSK 50RB_0	132322/1745	1:1	0.155	0	15.37	16.80	1.390	0.215	22.2
Left tilted	20	QPSK 50RB_0	132322/1745	1:1	0.026	-0.08	15.37	16.80	1.390	0.036	22.2
Right cheek	20	QPSK 50RB_0	132322/1745	1:1	0.353	0.17	15.37	16.80	1.390	0.491	22.2
Right tilted	20	QPSK 50RB_0	132322/1745	1:1	0.063	0.16	15.37	16.80	1.390	0.088	22.2
Body Worn Test data(Separate 15mm 1RB)											
Front side	20	QPSK 1RB_50	132322/1745	1:1	0.269	0.11	23.31	24.80	1.409	0.379	22.2
Back side	20	QPSK 1RB_50	132322/1745	1:1	0.331	-0.10	23.31	24.80	1.409	0.466	22.2
Body Worn Test data(Separate 15mm 50%RB)											
Front side	20	QPSK 50RB_0	132322/1745	1:1	0.232	0.08	22.33	23.80	1.403	0.325	22.2
Back side	20	QPSK 50RB_0	132322/1745	1:1	0.227	-0.11	22.33	23.80	1.403	0.318	22.2
Hotspot Test data(Separate 10mm 1RB)											
Front side	20	QPSK 1RB_50	132322/1745	1:1	0.094	-0.08	15.40	16.80	1.380	0.129	22.2
Back side	20	QPSK 1RB_50	132322/1745	1:1	0.137	-0.06	15.40	16.80	1.380	0.189	22.2
Left side	20	QPSK 1RB_50	132322/1745	1:1	0.125	-0.17	15.40	16.80	1.380	0.173	22.2
Top side	20	QPSK 1RB_50	132322/1745	1:1	0.007	0.06	15.40	16.80	1.380	0.010	22.2
Hotspot Test data (Separate 10mm 50%RB)											
Front side	20	QPSK 50RB_0	132322/1745	1:1	0.099	0.2	15.37	16.80	1.390	0.138	22.2
Back side	20	QPSK 50RB_0	132322/1745	1:1	0.139	-0.12	15.37	16.80	1.390	0.193	22.2
Left side	20	QPSK 50RB_0	132322/1745	1:1	0.139	-0.18	15.37	16.80	1.390	0.193	22.2
Top side	20	QPSK 50RB_0	132322/1745	1:1	0.006	0.09	15.37	16.80	1.390	0.009	22.2
ANT5 Test Record											
Test position	**BW.**	**Test mode**	**Test Ch./Freq.**	**Duty Cycle**	**SAR (W/kg)1-g**	**Power Drift(dB)**	**Conducted power(dBm)**	**Tune up Limit(dBm)**	**Scaled factor**	**Scaled SAR(W/kg)**	**Liquid Temp.**
Head Test data(1RB)											
Left cheek	20	QPSK 1RB_50	132322/1745	1:1	0.259	0.04	15.86	17.20	1.361	0.353	22.2
Left tilted	20	QPSK 1RB_50	132322/1745	1:1	0.262	-0.05	15.86	17.20	1.361	0.357	22.2
Right cheek	20	QPSK 1RB_50	132322/1745	1:1	0.353	-0.01	15.86	17.20	1.361	0.481	22.2
Right tilted	20	QPSK 1RB_50	132322/1745	1:1	0.349	-0.02	15.86	17.20	1.361	0.475	22.2
Head Test data(50%RB)											
Left cheek	20	QPSK 50RB_0	132322/1745	1:1	0.245	-0.01	15.65	17.20	1.429	0.350	22.2
Left tilted	20	QPSK 50RB_0	132322/1745	1:1	0.267	0.01	15.65	17.20	1.429	0.382	22.2
Right cheek	20	QPSK 50RB_0	132322/1745	1:1	0.321	-0.03	15.65	17.20	1.429	0.459	22.2
Right tilted	20	QPSK 50RB_0	132322/1745	1:1	0.312	0.00	15.65	17.20	1.429	0.446	22.2
Body Worn Test data(Separate 15mm 1RB)											
Front side	20	QPSK 1RB_50	132322/1745	1:1	0.174	0.05	21.55	22.70	1.303	0.227	22.2
Back side	20	QPSK 1RB_50	132322/1745	1:1	0.286	0.03	21.55	22.70	1.303	0.373	22.2

Unless otherwise agreed in writing, this document is issued by the Company subject to its General Conditions of Service printed overleaf, available on request or accessible at http://www.sgs.com/en/Terms-and-Conditions.aspx and, for electronic format documents, subject to Terms and Conditions for Electronic Documents at http://www.sgs.com/en/Terms-and-Conditions/Terms-e-Document.aspx. Attention is drawn to the limitation of liability, indemnification and jurisdiction issues defined therein. Any holder of this document is advised that information contained hereon reflects the Company's findings at the time of its intervention only and within the limits of Client's instructions, if any. The Company's sole responsibility is to its Client and this document does not exonerate parties to a transaction from exercising all their rights and obligations under the transaction documents. This document cannot be reproduced except in full, without prior written approval of the Company. Any unauthorized alteration, forgery or falsification of the content or appearance of this document is unlawful and offenders may be prosecuted to the fullest extent of the law. Unless otherwise stated the results shown in this test report refer only to the sample(s) tested and such sample(s) are retained for 30 days only.
Attention: To check the authenticity of testing /inspection report & certificate, please contact us at telephone: (86-755) 8307 1443, or email: CN.Doccheck@sgs.com
SGS-CSTC Standards Technical Services Co., Ltd. Shenzhen Branch
No.1 Workshop, M-10, Middle Section, Science & Technology Park, Shenzhen, China 518057 t (86-755) 26012053 f (86-755) 26710594 www.sgsgroup.com.cn
中国·深圳·科技园中区M-10栋一号厂房 邮编: 518057 t (86-755) 26012053 f (86-755) 26710594 sgs.china@sgs.com
Member of the SGS Group (SGS SA)

Body Worn Test data(Separate 15mm 50%RB)											
Front side	20	QPSK 50RB_0	132322/1745	1:1	0.182	0.05	21.52	22.70	1.312	0.239	22.2
Back side	20	QPSK 50RB_0	132322/1745	1:1	0.302	0.09	21.52	22.70	1.312	0.396	22.2
Hotspot Test data(Separate 10mm 1RB)											
Front side	20	QPSK 1RB_50	132322/1745	1:1	0.095	0.16	15.86	17.20	1.361	0.129	22.2
Back side	20	QPSK 1RB_50	132322/1745	1:1	0.110	0.09	15.86	17.20	1.361	0.150	22.2
Left side	20	QPSK 1RB_50	132322/1745	1:1	0.041	-0.13	15.86	17.20	1.361	0.056	22.2
Top side	20	QPSK 1RB_50	132322/1745	1:1	0.176	0.08	15.86	17.20	1.361	0.240	22.2
Hotspot Test data (Separate 10mm 50%RB)											
Front side	20	QPSK 50RB_0	132322/1745	1:1	0.096	0.17	15.65	17.20	1.429	0.136	22.2
Back side	20	QPSK 50RB_0	132322/1745	1:1	0.105	0.08	15.65	17.20	1.429	0.150	22.2
Left side	20	QPSK 50RB_0	132322/1745	1:1	0.039	0.18	15.65	17.20	1.429	0.056	22.2
Top side	20	QPSK 50RB_0	132322/1745	1:1	0.165	0.04	15.65	17.20	1.429	0.236	22.2
Test position	**BW.**	**Test mode**	**Test Ch./Freq.**	**Duty Cycle**	**SAR (W/kg)10-g**	**Power Drift(dB)**	**Conducted power(dBm)**	**Tune up Limit(dBm)**	**Scaled factor**	**Scaled SAR(W/kg)**	**Liquid Temp.**
Product Specific 10-g SAR Sensor on(Separate 0mm 1RB)											
Top side	20	QPSK 1RB_50	132322/1745	1:1	1.350	0.10	21.55	22.70	1.303	1.759	22.2
Product Specific 10-g SAR Sensor on(Separate 0mm 50%RB)											
Top side	20	QPSK 50RB_0	132322/1745	1:1	1.360	0.10	21.52	22.70	1.312	1.785	22.2
Product Specific 10-g SAR Sensor off(Separate 15mm 1RB)											
Top side	20	QPSK 1RB_50	132322/1745	1:1	0.350	-0.11	23.68	25.20	1.419	0.497	22.2
Product Specific 10-g SAR Sensor off(Separate 15mm 50%RB)											
Top side	20	QPSK 50RB_0	132322/1745	1:1	0.353	-0.15	22.59	24.20	1.449	0.511	22.2
ANT8 Test Record											
Test position	**BW.**	**Test mode**	**Test Ch./Freq.**	**Duty Cycle**	**SAR (W/kg)1-g**	**Power Drift(dB)**	**Conducted power(dBm)**	**Tune up Limit(dBm)**	**Scaled factor**	**Scaled SAR(W/kg)**	**Liquid Temp.**
Head Test data(1RB)											
Left cheek	20	QPSK 1RB_50	132322/1745	1:1	0.260	-0.01	15.23	16.50	1.340	0.348	22.2
Left tilted	20	QPSK 1RB_50	132322/1745	1:1	0.080	0.15	15.23	16.50	1.340	0.107	22.2
Right cheek	20	QPSK 1RB_50	132322/1745	1:1	0.094	0.16	15.23	16.50	1.340	0.126	22.2
Right tilted	20	QPSK 1RB_50	132322/1745	1:1	0.034	0.17	15.23	16.50	1.340	0.045	22.2
Head Test data(50%RB)											
Left cheek	20	QPSK 50RB_0	132322/1745	1:1	0.251	-0.01	15.02	16.50	1.406	0.353	22.2
Left tilted	20	QPSK 50RB_0	132322/1745	1:1	0.083	0.03	15.02	16.50	1.406	0.116	22.2
Right cheek	20	QPSK 50RB_0	132322/1745	1:1	0.092	0.05	15.02	16.50	1.406	0.129	22.2
Right tilted	20	QPSK 50RB_0	132322/1745	1:1	0.034	0.06	15.02	16.50	1.406	0.048	22.2
Body Worn Test data(Separate 15mm 1RB)											
Front side	20	QPSK 1RB_50	132322/1745	1:1	0.194	0.16	24.00	25.50	1.413	0.274	22.2
Back side	20	QPSK 1RB_50	132322/1745	1:1	0.213	-0.01	24.00	25.50	1.413	0.301	22.2
Body Worn Test data(Separate 15mm 50%RB)											
Front side	20	QPSK 50RB_0	132322/1745	1:1	0.152	0.08	22.94	24.50	1.432	0.218	22.2
Back side	20	QPSK 50RB_0	132322/1745	1:1	0.164	-0.01	22.94	24.50	1.432	0.235	22.2
Hotspot Test data(Separate 10mm 1RB)											
Front side	20	QPSK 1RB_50	132322/1745	1:1	0.048	-0.04	15.23	16.50	1.340	0.064	22.2
Back side	20	QPSK 1RB_50	132322/1745	1:1	0.082	0.09	15.23	16.50	1.340	0.110	22.2
Right side	20	QPSK 1RB_50	132322/1745	1:1	0.103	0.09	15.23	16.50	1.340	0.138	22.2
Top side	20	QPSK 1RB_50	132322/1745	1:1	0.018	0.08	15.23	16.50	1.340	0.024	22.2
Hotspot Test data (Separate 10mm 50%RB)											

Unless otherwise agreed in writing, this document is issued by the Company subject to its General Conditions of Service printed overleaf, available on request or accessible at http://www.sgs.com/en/Terms-and-Conditions.aspx and, for electronic format documents, subject to Terms and Conditions for Electronic Documents at http://www.sgs.com/en/Terms-and-Conditions/Terms-e-Document.aspx. Attention is drawn to the limitation of liability, indemnification and jurisdiction issues defined therein. Any holder of this document is advised that information contained hereon reflects the Company's findings at the time of its intervention only and within the limits of Client's instructions, if any. The Company's sole responsibility is to its Client and this document does not exonerate parties to a transaction from exercising all their rights and obligations under the transaction documents. This document cannot be reproduced except in full, without prior written approval of the Company. Any unauthorized alteration, forgery or falsification of the content or appearance of this document is unlawful and offenders may be prosecuted to the fullest extent of the law. Unless otherwise stated the results shown in this test report refer only to the sample(s) tested and such sample(s) are retained for 30 days only.
Attention: To check the authenticity of testing /inspection report & certificate, please contact us at telephone: (86-755) 8307 1443, or email: CN.Doccheck@sgs.com
SGS-CSTC Standards Technical Services Co., Ltd. Shenzhen Branch
No.1 Workshop, M-10, Middle Section, Science & Technology Park, Shenzhen, China 518057 t (86-755) 26012053 f (86-755) 26710594 www.sgsgroup.com.cn
中国·深圳·科技园中区M-10栋一号厂房 邮编: 518057 t (86-755) 26012053 f (86-755) 26710594 sgs.china@sgs.com
Member of the SGS Group (SGS SA)

Front side	20	QPSK 50RB_0	132322/1745	1:1	0.048	0.16	15.02	16.50	1.406	0.067	22.2
Back side	20	QPSK 50RB_0	132322/1745	1:1	0.077	0.05	15.02	16.50	1.406	0.108	22.2
Right side	20	QPSK 50RB_0	132322/1745	1:1	0.104	0.19	15.02	16.50	1.406	0.146	22.2
Top side	20	QPSK 50RB_0	132322/1745	1:1	0.019	0.20	15.02	16.50	1.406	0.027	22.2

Table 27：SAR of LTE Band 66

Unless otherwise agreed in writing, this document is issued by the Company subject to its General Conditions of Service printed overleaf, available on request or accessible at http://www.sgs.com/en/Terms-and-Conditions.aspx and, for electronic format documents, subject to Terms and Conditions for Electronic Documents at http://www.sgs.com/en/Terms-and-Conditions/Terms-e-Document.aspx. Attention is drawn to the limitation of liability, indemnification and jurisdiction issues defined therein. Any holder of this document is advised that information contained hereon reflects the Company's findings at the time of its intervention only and within the limits of Client's instructions, if any. The Company's sole responsibility is to its Client and this document does not exonerate parties to a transaction from exercising all their rights and obligations under the transaction documents. This document cannot be reproduced except in full, without prior written approval of the Company. Any unauthorized alteration, forgery or falsification of the content or appearance of this document is unlawful and offenders may be prosecuted to the fullest extent of the law. Unless otherwise stated the results shown in this test report refer only to the sample(s) tested and such sample(s) are retained for 30 days only.
Attention: To check the authenticity of testing /inspection report & certificate, please contact us at telephone: (86-755) 8307 1443, or email: CN.Doccheck@sgs.com
SGS-CSTC Standards Technical Services Co., Ltd. Shenzhen Branch
No.1 Workshop, M-10, Middle Section, Science & Technology Park, Shenzhen, China 518057 t (86-755) 26012053 f (86-755) 26710594 www.sgsgroup.com.cn
中国·深圳·科技园中区M-10栋一号厂房 邮编: 518057 t (86-755) 26012053 f (86-755) 26710594 sgs.china@sgs.com
Member of the SGS Group (SGS SA)

8.3.18 SAR Result of NR Band n5

ANT1 Test Record											
Test position	BW.	Test mode	Test Ch./Freq.	Duty Cycle	SAR (W/kg)1-g	Power Drift(dB)	Conducted power(dBm)	Tune up Limit(dBm)	Scaled factor	Scaled SAR(W/kg)	Liquid Temp.
Head Test data(1RB)											
Left cheek	20	QPSK 1RB_1	167300/836.5	100%	0.287	0.01	24.61	25.50	1.227	0.352	22.1
Left tilted	20	QPSK 1RB_1	167300/836.5	100%	0.100	-0.06	24.61	25.50	1.227	0.122	22.1
Right cheek	20	QPSK 1RB_1	167300/836.5	100%	0.261	0.00	24.61	25.50	1.227	0.320	22.1
Right tilted	20	QPSK 1RB_1	167300/836.5	100%	0.116	-0.13	24.61	25.50	1.227	0.142	22.1
Head Test data(50%RB)											
Left cheek	20	QPSK 50RB_28	167300/836.5	100%	0.304	-0.07	24.60	25.50	1.230	0.374	22.1
Left tilted	20	QPSK 50RB_28	167300/836.5	100%	0.104	-0.02	24.60	25.50	1.230	0.128	22.1
Right cheek	20	QPSK 50RB_28	167300/836.5	100%	0.259	0.03	24.60	25.50	1.230	0.319	22.1
Right tilted	20	QPSK 50RB_28	167300/836.5	100%	0.123	-0.06	24.60	25.50	1.230	0.151	22.1
Body Worn Test data(Separate 15mm 1RB)											
Front side	20	QPSK 1RB_1	167300/836.5	100%	0.310	0.11	24.61	25.50	1.227	0.381	22.1
Back side	20	QPSK 1RB_1	167300/836.5	100%	0.339	0.04	24.61	25.50	1.227	0.416	22.1
Body Worn Test data(Separate 15mm 50%RB)											
Front side	20	QPSK 50RB_28	167300/836.5	100%	0.287	0.05	24.60	25.50	1.230	0.353	22.1
Back side	20	QPSK 50RB_28	167300/836.5	100%	0.342	0.01	24.60	25.50	1.230	0.421	22.1
Hotspot Test data(Separate 10mm 1RB)											
Front side	20	QPSK 1RB_1	167300/836.5	100%	0.237	0.10	23.70	24.50	1.202	0.285	22.1
Back side	20	QPSK 1RB_1	167300/836.5	100%	0.241	0.08	23.70	24.50	1.202	0.290	22.1
Right side	20	QPSK 1RB_1	167300/836.5	100%	0.093	-0.13	23.70	24.50	1.202	0.112	22.1
Bottom side	20	QPSK 1RB_1	167300/836.5	100%	0.140	-0.18	23.70	24.50	1.202	0.168	22.1
Hotspot Test data (Separate 10mm 50%RB)											
Front side	20	QPSK 50RB_28	167300/836.5	100%	0.249	0.06	23.67	24.50	1.211	0.301	22.1
Back side	20	QPSK 50RB_28	167300/836.5	100%	0.257	-0.05	23.67	24.50	1.211	0.311	22.1
Right side	20	QPSK 50RB_28	167300/836.5	100%	0.075	-0.10	23.67	24.50	1.211	0.091	22.1
Bottom side	20	QPSK 50RB_28	167300/836.5	100%	0.151	-0.10	23.67	24.50	1.211	0.183	22.1
ANT3 Test Record											
Test position	BW.	Test mode	Test Ch./Freq.	Duty Cycle	SAR (W/kg)1-g	Power Drift(dB)	Conducted power(dBm)	Tune up Limit(dBm)	Scaled factor	Scaled SAR(W/kg)	Liquid Temp.
Head Test data(1RB)											
Left cheek	20	QPSK 1RB_1	167300/836.5	100%	0.334	-0.11	17.80	19.00	1.318	0.440	22.1
Left tilted	20	QPSK 1RB_1	167300/836.5	100%	0.032	0.17	17.80	19.00	1.318	0.042	22.1
Right cheek	20	QPSK 1RB_1	167300/836.5	100%	0.161	0.11	17.80	19.00	1.318	0.212	22.1
Right tilted	20	QPSK 1RB_1	167300/836.5	100%	0.028	-0.01	17.80	19.00	1.318	0.037	22.1
Head Test data(50%RB)											
Left cheek	20	QPSK 50RB_28	167300/836.5	100%	0.355	0.17	17.71	19.00	1.346	0.478	22.1
Left tilted	20	QPSK 50RB_28	167300/836.5	100%	0.028	0.18	17.71	19.00	1.346	0.037	22.1
Right cheek	20	QPSK 50RB_28	167300/836.5	100%	0.199	0.18	17.71	19.00	1.346	0.268	22.1
Right tilted	20	QPSK 50RB_28	167300/836.5	100%	0.030	-0.19	17.71	19.00	1.346	0.041	22.1
Body Worn Test data(Separate 15mm 1RB)											
Front side	20	QPSK 1RB_1	167300/836.5	100%	0.284	0.02	23.00	24.00	1.259	0.358	22.1
Back side	20	QPSK 1RB_1	167300/836.5	100%	0.248	0.18	23.00	24.00	1.259	0.312	22.1
Body Worn Test data(Separate 15mm 50%RB)											
Front side	20	QPSK 50RB_28	167300/836.5	100%	0.277	0.06	22.78	24.00	1.324	0.367	22.1
Back side	20	QPSK 50RB_28	167300/836.5	100%	0.243	0.16	22.78	24.00	1.324	0.322	22.1
Hotspot Test data(Separate 10mm 1RB)											
Front side	20	QPSK 1RB_1	167300/836.5	100%	0.151	0.10	17.80	19.00	1.318	0.199	22.1
Back side	20	QPSK 1RB_1	167300/836.5	100%	0.109	-0.15	17.80	19.00	1.318	0.144	22.1

Unless otherwise agreed in writing, this document is issued by the Company subject to its General Conditions of Service printed overleaf, available on request or accessible at http://www.sgs.com/en/Terms-and-Conditions.aspx and, for electronic format documents, subject to Terms and Conditions for Electronic Documents at http://www.sgs.com/en/Terms-and-Conditions/Terms-e-Document.aspx. Attention is drawn to the limitation of liability, indemnification and jurisdiction issues defined therein. Any holder of this document is advised that information contained hereon reflects the Company's findings at the time of its intervention only and within the limits of Client's instructions, if any. The Company's sole responsibility is to its Client and this document does not exonerate parties to a transaction from exercising all their rights and obligations under the transaction documents. This document cannot be reproduced except in full, without prior written approval of the Company. Any unauthorized alteration, forgery or falsification of the content or appearance of this document is unlawful and offenders may be prosecuted to the fullest extent of the law. Unless otherwise stated the results shown in this test report refer only to the sample(s) tested and such sample(s) are retained for 30 days only.
Attention: To check the authenticity of testing /inspection report & certificate, please contact us at telephone: (86-755) 8307 1443, or email: CN.Doccheck@sgs.com
SGS-CSTC Standards Technical Services Co., Ltd. Shenzhen Branch
No.1 Workshop, M-10, Middle Section, Science & Technology Park, Shenzhen, China 518057 t (86-755) 26012053 f (86-755) 26710594 www.sgsgroup.com.cn
中国·深圳·科技园中区M-10栋一号厂房 邮编: 518057 t (86-755) 26012053 f (86-755) 26710594 sgs.china@sgs.com
Member of the SGS Group (SGS SA)

Left side	20	QPSK 1RB_1	167300/836.5	100%	0.175	0.10	17.80	19.00	1.318	0.231	22.1
Hotspot Test data (Separate 10mm 50%RB)											
Front side	20	QPSK 50RB_28	167300/836.5	100%	0.193	0.14	17.71	19.00	1.346	0.260	22.1
Back side	20	QPSK 50RB_28	167300/836.5	100%	0.120	-0.15	17.71	19.00	1.346	0.162	22.1
Left side	20	QPSK 50RB_28	167300/836.5	100%	0.230	-0.11	17.71	19.00	1.346	0.310	22.1

Table 28：SAR of NR Band n5

Unless otherwise agreed in writing, this document is issued by the Company subject to its General Conditions of Service printed overleaf, available on request or accessible at http://www.sgs.com/en/Terms-and-Conditions.aspx and, for electronic format documents, subject to Terms and Conditions for Electronic Documents at http://www.sgs.com/en/Terms-and-Conditions/Terms-e-Document.aspx. Attention is drawn to the limitation of liability, indemnification and jurisdiction issues defined therein. Any holder of this document is advised that information contained hereon reflects the Company's findings at the time of its intervention only and within the limits of Client's instructions, if any. The Company's sole responsibility is to its Client and this document does not exonerate parties to a transaction from exercising all their rights and obligations under the transaction documents. This document cannot be reproduced except in full, without prior written approval of the Company. Any unauthorized alteration, forgery or falsification of the content or appearance of this document is unlawful and offenders may be prosecuted to the fullest extent of the law. Unless otherwise stated the results shown in this test report refer only to the sample(s) tested and such sample(s) are retained for 30 days only.
Attention: To check the authenticity of testing /inspection report & certificate, please contact us at telephone: (86-755) 8307 1443, or email: CN.Doccheck@sgs.com
SGS-CSTC Standards Technical Services Co., Ltd. Shenzhen Branch
No.1 Workshop, M-10, Middle Section, Science & Technology Park, Shenzhen, China 518057 t (86-755) 26012053 f (86-755) 26710594 www.sgsgroup.com.cn
中国·深圳·科技园中区M-10栋一号厂房 邮编: 518057 t (86-755) 26012053 f (86-755) 26710594 sgs.china@sgs.com
Member of the SGS Group (SGS SA)

8.3.19 SAR Result of NR Band n7

ANT2 Test Record											
Test position	BW.	Test mode	Test Ch./Freq.	Duty Cycle	SAR (W/kg)1-g	Power Drift(dB)	Conducted power(dBm)	Tune up Limit(dBm)	Scaled factor	Scaled SAR(W/kg)	Liquid Temp.
Head Test data(1RB)											
Left cheek	50	QPSK 1RB_135	505000/2525	100%	0.025	-0.12	22.87	23.90	1.000	0.025	22.1
Left tilted	50	QPSK 1RB_135	505000/2525	100%	0.019	-0.15	22.87	23.90	1.268	0.024	22.1
Right cheek	50	QPSK 1RB_135	505000/2525	100%	0.021	-0.04	22.87	23.90	1.268	0.027	22.1
Right tilted	50	QPSK 1RB_135	505000/2525	100%	0.017	0.06	22.87	23.90	1.268	0.022	22.1
Head Test data(50%RB)											
Left cheek	50	QPSK 135RB_67	507000/2535	100%	0.029	0.18	22.91	23.90	1.256	0.036	22.1
Left tilted	50	QPSK 135RB_67	507000/2535	100%	0.019	-0.19	22.91	23.90	1.256	0.024	22.1
Right cheek	50	QPSK 135RB_67	507000/2535	100%	0.022	-0.19	22.91	23.90	1.256	0.028	22.1
Right tilted	50	QPSK 135RB_67	507000/2535	100%	0.017	-0.05	22.91	23.90	1.256	0.021	22.1
Body Worn Test data(Separate 15mm 1RB)											
Front side	50	QPSK 1RB_135	505000/2525	100%	0.313	0.03	22.87	23.90	1.268	0.397	22.1
Back side	50	QPSK 1RB_135	505000/2525	100%	0.380	-0.12	22.87	23.90	1.268	0.482	22.1
Body Worn Test data(Separate 15mm 50%RB)											
Front side	50	QPSK 135RB_67	507000/2535	100%	0.322	0.16	22.91	23.90	1.256	0.404	22.1
Back side	50	QPSK 135RB_67	507000/2535	100%	0.363	0.03	22.91	23.90	1.256	0.456	22.1
Hotspot Test data(Separate 10mm 1RB)											
Front side	50	QPSK 1RB_135	505000/2525	100%	0.149	0.03	17.70	18.90	1.318	0.196	22.1
Back side	50	QPSK 1RB_135	505000/2525	100%	0.249	-0.14	17.70	18.90	1.318	0.328	22.1
Left side	50	QPSK 1RB_135	505000/2525	100%	0.062	-0.13	17.70	18.90	1.318	0.081	22.1
Bottom side	50	QPSK 1RB_135	505000/2525	100%	0.260	-0.18	17.70	18.90	1.318	0.343	22.1
Hotspot Test data (Separate 10mm 50%RB)											
Front side	50	QPSK 135RB_67	507000/2535	100%	0.135	0.06	17.85	18.90	1.274	0.172	22.1
Back side	50	QPSK 135RB_67	507000/2535	100%	0.210	0.01	17.85	18.90	1.274	0.267	22.1
Left side	50	QPSK 135RB_67	507000/2535	100%	0.056	0.05	17.85	18.90	1.274	0.071	22.1
Bottom side	50	QPSK 135RB_67	507000/2535	100%	0.251	0.03	17.85	18.90	1.274	0.320	22.1
ANT4 Test Record											
Test position	BW.	Test mode	Test Ch./Freq.	Duty Cycle	SAR (W/kg)1-g	Power Drift(dB)	Conducted power(dBm)	Tune up Limit(dBm)	Scaled factor	Scaled SAR(W/kg)	Liquid Temp.
Head Test data(1RB)											
Left cheek	50	QPSK 1RB_135	505000/2525	100%	0.156	-0.03	15.70	17.10	1.380	0.215	22.1
Left tilted	50	QPSK 1RB_135	505000/2525	100%	0.049	0.17	15.70	17.10	1.380	0.068	22.1
Right cheek	50	QPSK 1RB_135	505000/2525	100%	0.360	-0.07	15.70	17.10	1.380	0.497	22.1
Right tilted	50	QPSK 1RB_135	505000/2525	100%	0.180	0.17	15.70	17.10	1.380	0.248	22.1
Head Test data(50%RB)											
Left cheek	50	QPSK 135RB_67	505000/2525	100%	0.154	-0.10	15.84	17.10	1.337	0.206	22.1
Left tilted	50	QPSK 135RB_67	505000/2525	100%	0.049	0.11	15.84	17.10	1.337	0.065	22.1
Right cheek	50	QPSK 135RB_67	505000/2525	100%	0.372	0.04	15.84	17.10	1.337	0.497	22.1
Right tilted	50	QPSK 135RB_67	505000/2525	100%	0.117	0.09	15.84	17.10	1.337	0.156	22.1
Body Worn Test data(Separate 15mm 1RB)											
Front side	50	QPSK 1RB_135	505000/2525	100%	0.289	-0.16	23.90	25.10	1.318	0.381	22.1
Back side	50	QPSK 1RB_135	505000/2525	100%	0.364	0.10	23.90	25.10	1.318	0.480	22.1
Body Worn Test data(Separate 15mm 50%RB)											
Front side	50	QPSK 135RB_67	505000/2525	100%	0.291	-0.16	23.99	25.10	1.291	0.376	22.1
Back side	50	QPSK 135RB_67	505000/2525	100%	0.368	-0.07	23.99	25.10	1.291	0.475	22.1
Hotspot Test data(Separate 10mm 1RB)											
Front side	50	QPSK 1RB_135	505000/2525	100%	0.072	0.02	15.70	17.10	1.380	0.099	22.1

Unless otherwise agreed in writing, this document is issued by the Company subject to its General Conditions of Service printed overleaf, available on request or accessible at http://www.sgs.com/en/Terms-and-Conditions.aspx and, for electronic format documents, subject to Terms and Conditions for Electronic Documents at http://www.sgs.com/en/Terms-and-Conditions/Terms-e-Document.aspx. Attention is drawn to the limitation of liability, indemnification and jurisdiction issues defined therein. Any holder of this document is advised that information contained hereon reflects the Company's findings at the time of its intervention only and within the limits of Client's instructions, if any. The Company's sole responsibility is to its Client and this document does not exonerate parties to a transaction from exercising all their rights and obligations under the transaction documents. This document cannot be reproduced except in full, without prior written approval of the Company. Any unauthorized alteration, forgery or falsification of the content or appearance of this document is unlawful and offenders may be prosecuted to the fullest extent of the law. Unless otherwise stated the results shown in this test report refer only to the sample(s) tested and such sample(s) are retained for 30 days only.
Attention: To check the authenticity of testing /inspection report & certificate, please contact us at telephone: (86-755) 8307 1443, or email: CN.Doccheck@sgs.com
No.1 Workshop, M-10, Middle Section, Science & Technology Park, Shenzhen, China 518057 t (86-755) 26012053 f (86-755) 26710594 www.sgsgroup.com.cn
中国·深圳·科技园中区M-10栋一号厂房 邮编: 518057 t (86-755) 26012053 f (86-755) 26710594 sgs.china@sgs.com
Member of the SGS Group (SGS SA)

Back side	50	QPSK 1RB_135	505000/2525	100%	0.107	-0.04	15.70	17.10	1.380	0.148	22.1
Left side	50	QPSK 1RB_135	505000/2525	100%	0.120	-0.19	15.70	17.10	1.380	0.166	22.1
Top side	50	QPSK 1RB_135	505000/2525	100%	0.010	-0.09	15.70	17.10	1.380	0.014	22.1
Hotspot Test data (Separate 10mm 50%RB)											
Front side	50	QPSK 135RB_67	505000/2525	100%	0.074	0.02	15.84	17.10	1.337	0.099	22.1
Back side	50	QPSK 135RB_67	505000/2525	100%	0.105	0.06	15.84	17.10	1.337	0.140	22.1
Left side	50	QPSK 135RB_67	505000/2525	100%	0.139	-0.02	15.84	17.10	1.337	0.186	22.1
Top side	50	QPSK 135RB_67	505000/2525	100%	0.023	0.00	15.84	17.10	1.337	0.031	22.1
ANT5 Test Record											
Test position	**BW.**	**Test mode**	**Test Ch./Freq.**	**Duty Cycle**	**SAR (W/kg)1-g**	**Power Drift(dB)**	**Conducted power(dBm)**	**Tune up Limit(dBm)**	**Scaled factor**	**Scaled SAR(W/kg)**	**Liquid Temp.**
Head Test data(1RB)											
Left cheek	50	QPSK 1RB_135	507000/2535	100%	0.196	0.05	14.13	15.00	1.222	0.239	22.1
Left tilted	50	QPSK 1RB_135	507000/2535	100%	0.212	0.14	14.13	15.00	1.222	0.259	22.1
Right cheek	50	QPSK 1RB_135	507000/2535	100%	0.378	0.10	14.13	15.00	1.222	0.462	22.1
Right tilted	50	QPSK 1RB_135	507000/2535	100%	0.332	0.20	14.13	15.00	1.222	0.406	22.1
Head Test data(50%RB)											
Left cheek	50	QPSK 135RB_67	507000/2535	100%	0.190	0.13	14.23	15.00	1.194	0.227	22.1
Left tilted	50	QPSK 135RB_67	507000/2535	100%	0.215	0.10	14.23	15.00	1.194	0.257	22.1
Right cheek	50	QPSK 135RB_67	507000/2535	100%	0.404	0.13	14.23	15.00	1.194	0.482	22.1
Right tilted	50	QPSK 135RB_67	507000/2535	100%	0.340	0.18	14.23	15.00	1.194	0.406	22.1
Body Worn Test data(Separate 15mm 1RB)											
Front side	50	QPSK 1RB_135	507000/2535	100%	0.319	0.08	22.92	24.00	1.282	0.409	22.1
Back side	50	QPSK 1RB_135	507000/2535	100%	0.417	0.02	22.92	24.00	1.282	0.535	22.1
Body Worn Test data(Separate 15mm 50%RB)											
Front side	50	QPSK 135RB_67	507000/2535	100%	0.376	0.09	22.97	24.00	1.268	0.477	22.1
Back side	50	QPSK 135RB_67	507000/2535	100%	0.386	-0.03	22.97	24.00	1.268	0.489	22.1
Hotspot Test data(Separate 10mm 1RB)											
Front side	50	QPSK 1RB_135	507000/2535	100%	0.051	-0.11	14.13	15.00	1.222	0.062	22.1
Back side	50	QPSK 1RB_135	507000/2535	100%	0.098	0.01	14.13	15.00	1.222	0.120	22.1
Left side	50	QPSK 1RB_135	507000/2535	100%	0.013	0.01	14.13	15.00	1.222	0.016	22.1
Top side	50	QPSK 1RB_135	507000/2535	100%	0.103	-0.02	14.13	15.00	1.222	0.126	22.1
Hotspot Test data (Separate 10mm 50%RB)											
Front side	50	QPSK 135RB_67	507000/2535	100%	0.058	0.06	14.23	15.00	1.194	0.069	22.1
Back side	50	QPSK 135RB_67	507000/2535	100%	0.085	-0.11	14.23	15.00	1.194	0.102	22.1
Left side	50	QPSK 135RB_67	507000/2535	100%	0.008	0.09	14.23	15.00	1.194	0.010	22.1
Top side	50	QPSK 135RB_67	507000/2535	100%	0.105	-0.06	14.23	15.00	1.194	0.125	22.1
ANT8 Test Record											
Test position	**BW.**	**Test mode**	**Test Ch./Freq.**	**Duty Cycle**	**SAR (W/kg)1-g**	**Power Drift(dB)**	**Conducted power(dBm)**	**Tune up Limit(dBm)**	**Scaled factor**	**Scaled SAR(W/kg)**	**Liquid Temp.**
Head Test data(1RB)											
Left cheek	50	QPSK 1RB_135	507000/2535	100%	0.264	0.13	13.30	14.50	1.318	0.348	22.1
Left tilted	50	QPSK 1RB_135	507000/2535	100%	0.134	-0.02	13.30	14.50	1.318	0.177	22.1
Right cheek	50	QPSK 1RB_135	507000/2535	100%	0.076	-0.13	13.30	14.50	1.318	0.100	22.1
Right tilted	50	QPSK 1RB_135	507000/2535	100%	0.037	-0.10	13.30	14.50	1.318	0.049	22.1
Head Test data(50%RB)											
Left cheek	50	QPSK 135RB_67	509000/2545	100%	0.294	0.06	13.50	14.50	1.259	0.370	22.1
Left tilted	50	QPSK 135RB_67	509000/2545	100%	0.129	0.15	13.50	14.50	1.259	0.162	22.1
Right cheek	50	QPSK 135RB_67	509000/2545	100%	0.078	-0.02	13.50	14.50	1.259	0.098	22.1
Right tilted	50	QPSK 135RB_67	509000/2545	100%	0.051	0.04	13.50	14.50	1.259	0.064	22.1
Body Worn Test data(Separate 15mm 1RB)											
Front side	50	QPSK 1RB_135	507000/2535	100%	0.115	-0.01	19.40	20.50	1.288	0.148	22.1

Unless otherwise agreed in writing, this document is issued by the Company subject to its General Conditions of Service printed overleaf, available on request or accessible at http://www.sgs.com/en/Terms-and-Conditions.aspx and, for electronic format documents, subject to Terms and Conditions for Electronic Documents at http://www.sgs.com/en/Terms-and-Conditions/Terms-e-Document.aspx. Attention is drawn to the limitation of liability, indemnification and jurisdiction issues defined therein. Any holder of this document is advised that information contained hereon reflects the Company's findings at the time of its intervention only and within the limits of Client's instructions, if any. The Company's sole responsibility is to its Client and this document does not exonerate parties to a transaction from exercising all their rights and obligations under the transaction documents. This document cannot be reproduced except in full, without prior written approval of the Company. Any unauthorized alteration, forgery or falsification of the content or appearance of this document is unlawful and offenders may be prosecuted to the fullest extent of the law. Unless otherwise stated the results shown in this test report refer only to the sample(s) tested and such sample(s) are retained for 30 days only.
Attention: To check the authenticity of testing /inspection report & certificate, please contact us at telephone: (86-755) 8307 1443, or email: CN.Doccheck@sgs.com

Back side	50	QPSK 1RB_135	507000/2535	100%	0.133	-0.11	19.40	20.50	1.288	0.171	22.1
Body Worn Test data(Separate 15mm 50%RB)											
Front side	50	QPSK 135RB_67	509000/2545	100%	0.107	-0.10	19.60	20.50	1.230	0.132	22.1
Back side	50	QPSK 135RB_67	509000/2545	100%	0.131	-0.11	19.60	20.50	1.230	0.161	22.1
Hotspot Test data(Separate 10mm 1RB)											
Front side	50	QPSK 1RB_135	507000/2535	100%	0.054	-0.02	13.30	14.50	1.318	0.071	22.1
Back side	50	QPSK 1RB_135	507000/2535	100%	0.061	0.00	13.30	14.50	1.318	0.080	22.1
Left side	50	QPSK 1RB_135	507000/2535	100%	0.002	0.00	13.30	14.50	1.318	0.003	22.1
Top side	50	QPSK 1RB_135	507000/2535	100%	0.022	-0.04	13.30	14.50	1.318	0.028	22.1
Hotspot Test data (Separate 10mm 50%RB)											
Front side	50	QPSK 135RB_67	509000/2545	100%	0.056	-0.13	13.50	14.50	1.259	0.070	22.1
Back side	50	QPSK 135RB_67	509000/2545	100%	0.062	0.00	13.50	14.50	1.259	0.078	22.1
Left side	50	QPSK 135RB_67	509000/2545	100%	0.001	0.00	13.50	14.50	1.259	0.001	22.1
Top side	50	QPSK 135RB_67	509000/2545	100%	0.029	0.09	13.50	14.50	1.259	0.037	22.1

Table 29：SAR of NR Band n7

Unless otherwise agreed in writing, this document is issued by the Company subject to its General Conditions of Service printed overleaf, available on request or accessible at http://www.sgs.com/en/Terms-and-Conditions.aspx and, for electronic format documents, subject to Terms and Conditions for Electronic Documents at http://www.sgs.com/en/Terms-and-Conditions/Terms-e-Document.aspx. Attention is drawn to the limitation of liability, indemnification and jurisdiction issues defined therein. Any holder of this document is advised that information contained hereon reflects the Company's findings at the time of its intervention only and within the limits of Client's instructions, if any. The Company's sole responsibility is to its Client and this document does not exonerate parties to a transaction from exercising all their rights and obligations under the transaction documents. This document cannot be reproduced except in full, without prior written approval of the Company. Any unauthorized alteration, forgery or falsification of the content or appearance of this document is unlawful and offenders may be prosecuted to the fullest extent of the law. Unless otherwise stated the results shown in this test report refer only to the sample(s) tested and such sample(s) are retained for 30 days only.
Attention: To check the authenticity of testing /inspection report & certificate, please contact us at telephone: (86-755) 8307 1443, or email: CN.Doccheck@sgs.com
SGS-CSTC Standards Technical Services Co., Ltd. Shenzhen Branch EMC Laboratory
No.1 Workshop, M-10, Middle Section, Science & Technology Park, Shenzhen, China 518057 t (86-755) 26012053 f (86-755) 26710594 www.sgsgroup.com.cn
中国·深圳·科技园中区M-10栋一号厂房 邮编: 518057 t (86-755) 26012053 f (86-755) 26710594 sgs.china@sgs.com
Member of the SGS Group (SGS SA)

8.3.20 SAR Result of NR Band n38

ANT2 Test Record											
Test position	BW.	Test mode	Test Ch./Freq.	Duty Cycle	SAR (W/kg)1-g	Power Drift(dB)	Conducted power(dBm)	Tune up Limit(dBm)	Scaled factor	Scaled SAR(W/kg)	Liquid Temp.
Head Test data(1RB)											
Left cheek	40	QPSK 1RB_108	519000/2595	100%	0.153	-0.15	22.82	24.40	1.439	0.220	22.1
Left tilted	40	QPSK 1RB_108	519000/2595	100%	0.025	0.09	22.82	24.40	1.439	0.036	22.1
Right cheek	40	QPSK 1RB_108	519000/2595	100%	0.075	-0.06	22.82	24.40	1.439	0.107	22.1
Right tilted	40	QPSK 1RB_108	519000/2595	100%	0.024	0.00	22.82	24.40	1.439	0.034	22.1
Head Test data(50%RB)											
Left cheek	40	QPSK 108RB_54	518000/2590	100%	0.099	0.00	22.84	24.40	1.432	0.142	22.1
Left tilted	40	QPSK 108RB_54	518000/2590	100%	0.015	0.00	22.84	24.40	1.432	0.022	22.1
Right cheek	40	QPSK 108RB_54	518000/2590	100%	0.058	0.02	22.84	24.40	1.432	0.082	22.1
Right tilted	40	QPSK 108RB_54	518000/2590	100%	0.023	0.01	22.84	24.40	1.432	0.034	22.1
Body Worn Test data(Separate 15mm 1RB)											
Front side	40	QPSK 1RB_108	519000/2595	100%	0.200	0.13	22.82	24.40	1.439	0.288	22.1
Back side	40	QPSK 1RB_108	519000/2595	100%	0.266	-0.02	22.82	24.40	1.439	0.383	22.1
Body Worn Test data(Separate 15mm 50%RB)											
Front side	40	QPSK 108RB_54	518000/2590	100%	0.192	0.17	22.84	24.40	1.432	0.275	22.1
Back side	40	QPSK 108RB_54	518000/2590	100%	0.207	0.02	22.84	24.40	1.432	0.296	22.1
Hotspot Test data(Separate 10mm 1RB)											
Front side	40	QPSK 1RB_108	519000/2595	100%	0.286	0.08	19.02	20.40	1.374	0.393	22.1
Back side	40	QPSK 1RB_108	519000/2595	100%	0.346	-0.11	19.02	20.40	1.374	0.475	22.1
Left side	40	QPSK 1RB_108	519000/2595	100%	0.139	0.14	19.02	20.40	1.374	0.191	22.1
Bottom side	40	QPSK 1RB_108	519000/2595	100%	0.349	0.05	19.02	20.40	1.374	0.480	22.1
Hotspot Test data (Separate 10mm 50%RB)											
Front side	40	QPSK 108RB_54	518000/2590	100%	0.292	0.05	18.81	20.40	1.442	0.421	22.1
Back side	40	QPSK 108RB_54	518000/2590	100%	0.38	-0.13	18.81	20.40	1.442	0.548	22.1
Left side	40	QPSK 108RB_54	518000/2590	100%	0.151	0.13	18.81	20.40	1.442	0.218	22.1
Bottom side	40	QPSK 108RB_54	518000/2590	100%	0.467	0.17	18.81	20.40	1.442	0.673	22.1
ANT4 Test Record											
Test position	BW.	Test mode	Test Ch./Freq.	Duty Cycle	SAR (W/kg)1-g	Power Drift(dB)	Conducted power(dBm)	Tune up Limit(dBm)	Scaled factor	Scaled SAR(W/kg)	Liquid Temp.
Head Test data(1RB)											
Left cheek	40	QPSK 1RB_108	519000/2595	100%	0.218	0.09	14.95	16.60	1.462	0.319	22.1
Left tilted	40	QPSK 1RB_108	519000/2595	100%	0.087	0.04	14.95	16.60	1.462	0.128	22.1
Right cheek	40	QPSK 1RB_108	519000/2595	100%	0.513	0.09	14.95	16.60	1.462	0.750	22.1
Right tilted	40	QPSK 1RB_108	519000/2595	100%	0.245	0.07	14.95	16.60	1.462	0.358	22.1
Head Test data(50%RB)											
Left cheek	40	QPSK 108RB_54	520000/2600	100%	0.194	0.04	15.30	16.60	1.349	0.262	22.1
Left tilted	40	QPSK 108RB_54	520000/2600	100%	0.075	0.03	15.30	16.60	1.349	0.101	22.1
Right cheek	40	QPSK 108RB_54	520000/2600	100%	0.544	-0.13	15.30	16.60	1.349	0.734	22.1
Right tilted	40	QPSK 108RB_54	520000/2600	100%	0.228	0.08	15.30	16.60	1.349	0.308	22.1
Body Worn Test data(Separate 15mm 1RB)											
Front side	40	QPSK 1RB_108	519000/2595	100%	0.153	0.13	24.00	25.60	1.445	0.221	22.1
Back side	40	QPSK 1RB_108	519000/2595	100%	0.284	-0.06	24.00	25.60	1.445	0.411	22.1
Body Worn Test data(Separate 15mm 50%RB)											
Front side	40	QPSK 108RB_54	520000/2600	100%	0.178	0.05	24.06	25.60	1.426	0.254	22.1
Back side	40	QPSK 108RB_54	520000/2600	100%	0.278	0.20	24.06	25.60	1.426	0.396	22.1
Hotspot Test data(Separate 10mm 1RB)											
Front side	40	QPSK 1RB_108	519000/2595	100%	0.116	-0.04	14.95	16.60	1.462	0.170	22.1
Back side	40	QPSK 1RB_108	519000/2595	100%	0.183	-0.10	14.95	16.60	1.462	0.268	22.1

Unless otherwise agreed in writing, this document is issued by the Company subject to its General Conditions of Service printed overleaf, available on request or accessible at http://www.sgs.com/en/Terms-and-Conditions.aspx and, for electronic format documents, subject to Terms and Conditions for Electronic Documents at http://www.sgs.com/en/Terms-and-Conditions/Terms-e-Document.aspx. Attention is drawn to the limitation of liability, indemnification and jurisdiction issues defined therein. Any holder of this document is advised that information contained hereon reflects the Company's findings at the time of its intervention only and within the limits of Client's instructions, if any. The Company's sole responsibility is to its Client and this document does not exonerate parties to a transaction from exercising all their rights and obligations under the transaction documents. This document cannot be reproduced except in full, without prior written approval of the Company. Any unauthorized alteration, forgery or falsification of the content or appearance of this document is unlawful and offenders may be prosecuted to the fullest extent of the law. Unless otherwise stated the results shown in this test report refer only to the sample(s) tested and such sample(s) are retained for 30 days only.
Attention: To check the authenticity of testing /inspection report & certificate, please contact us at telephone: (86-755) 8307 1443, or email: CN.Doccheck@sgs.com
SGS-CSTC Standards Technical Services Co., Ltd. Shenzhen Branch
No.1 Workshop, M-10, Middle Section, Science & Technology Park, Shenzhen, China 518057 t (86-755) 26012053 f (86-755) 26710594 www.sgsgroup.com.cn
中国·深圳·科技园中区M-10栋一号厂房 邮编: 518057 t (86-755) 26012053 f (86-755) 26710594 sgs.china@sgs.com
Member of the SGS Group (SGS SA)

Left side	40	QPSK 1RB_108	519000/2595	100%	0.248	0.16	14.95	16.60	1.462	0.363	22.1
Top side	40	QPSK 1RB_108	519000/2595	100%	0.030	-0.07	14.95	16.60	1.462	0.043	22.1
Hotspot Test data (Separate 10mm 50%RB)											
Front side	40	QPSK 108RB_54	520000/2600	100%	0.112	0.08	15.30	16.60	1.349	0.151	22.1
Back side	40	QPSK 108RB_54	520000/2600	100%	0.201	-0.05	15.30	16.60	1.349	0.271	22.1
Left side	40	QPSK 108RB_54	520000/2600	100%	0.233	0.05	15.30	16.60	1.349	0.314	22.1
Top side	40	QPSK 108RB_54	520000/2600	100%	0.031	0.05	15.30	16.60	1.349	0.042	22.1
Test position	**BW.**	**Test mode**	**Test Ch./Freq.**	**Duty Cycle**	**SAR (W/kg)10-g**	**Power Drift(dB)**	**Conducted power(dBm)**	**Tune up Limit(dBm)**	**Scaled factor**	**Scaled SAR(W/kg)**	**Liquid Temp.**
Product Specific 10-g SAR (Separate 0mm 1RB) Sensor on											
Left side	40	QPSK 1RB_108	519000/2595	100%	0.987	0.03	19.80	21.60	1.514	1.494	22.1
Product Specific 10-g SAR (Separate 0mm 50RB) Sensor on											
Left side	40	QPSK 108RB_54	520000/2600	100%	0.885	0.01	20.33	21.60	1.340	1.186	22.1
Product Specific 10-g SAR (Separate 5mm 1RB) Sensor off											
Left side	40	QPSK 1RB_108	519000/2595	100%	0.745	0.03	24.00	25.60	1.445	1.077	22.1
Product Specific 10-g SAR (Separate 5mm 50RB) Sensor off											
Left side	40	QPSK 108RB_54	520000/2600	100%	0.87	0.03	24.06	25.60	1.426	1.240	22.1
ANT5 Test Record											
Test position	**BW.**	**Test mode**	**Test Ch./Freq.**	**Duty Cycle**	**SAR (W/kg)1-g**	**Power Drift(dB)**	**Conducted power(dBm)**	**Tune up Limit(dBm)**	**Scaled factor**	**Scaled SAR(W/kg)**	**Liquid Temp.**
Head Test data(1RB)											
Left cheek	40	QPSK 1RB_108	518000/2590	100%	0.202	0.11	12.00	13.50	1.413	0.285	22.1
Left tilted	40	QPSK 1RB_108	518000/2590	100%	0.265	0.07	12.00	13.50	1.413	0.374	22.1
Right cheek	40	QPSK 1RB_108	518000/2590	100%	0.459	0.06	12.00	13.50	1.413	0.648	22.1
Right tilted	40	QPSK 1RB_108	518000/2590	100%	0.453	0.00	12.00	13.50	1.413	0.640	22.1
Head Test data(50%RB)											
Left cheek	40	QPSK 108RB_54	520000/2600	100%	0.206	0.08	12.30	13.50	1.318	0.272	22.1
Left tilted	40	QPSK 108RB_54	520000/2600	100%	0.230	0.11	12.30	13.50	1.318	0.303	22.1
Right cheek	40	QPSK 108RB_54	520000/2600	100%	0.468	0.02	12.30	13.50	1.318	0.617	22.1
Right tilted	40	QPSK 108RB_54	520000/2600	100%	0.488	-0.15	12.30	13.50	1.318	0.643	22.1
Body Worn Test data(Separate 15mm 1RB)											
Front side	40	QPSK 1RB_108	518000/2590	100%	0.363	-0.18	22.87	24.50	1.455	0.528	22.1
Back side	40	QPSK 1RB_108	518000/2590	100%	0.491	-0.14	22.87	24.50	1.455	0.715	22.1
Body Worn Test data(Separate 15mm 50%RB)											
Front side	40	QPSK 108RB_54	520000/2600	100%	0.470	0.11	22.91	24.50	1.442	0.678	22.1
Back side	40	QPSK 108RB_54	520000/2600	100%	0.500	0.10	22.91	24.50	1.442	0.721	22.1
Hotspot Test data(Separate 10mm 1RB)											
Front side	40	QPSK 1RB_108	518000/2590	100%	0.082	-0.17	12.00	13.50	1.413	0.116	22.1
Back side	40	QPSK 1RB_108	518000/2590	100%	0.116	0.11	12.00	13.50	1.413	0.164	22.1
Left side	40	QPSK 1RB_108	518000/2590	100%	0.019	-0.20	12.00	13.50	1.413	0.026	22.1
Top side	40	QPSK 1RB_108	518000/2590	100%	0.120	0.02	12.00	13.50	1.413	0.170	22.1
Hotspot Test data (Separate 10mm 50%RB)											
Front side	40	QPSK 108RB_54	520000/2600	100%	0.080	0.01	12.30	13.50	1.318	0.105	22.1
Back side	40	QPSK 108RB_54	520000/2600	100%	0.109	0.06	12.30	13.50	1.318	0.144	22.1
Left side	40	QPSK 108RB_54	520000/2600	100%	0.017	-0.05	12.30	13.50	1.318	0.023	22.1
Top side	40	QPSK 108RB_54	520000/2600	100%	0.141	0.06	12.30	13.50	1.318	0.186	22.1
Test position	**BW.**	**Test mode**	**Test Ch./Freq.**	**Duty Cycle**	**SAR (W/kg)10-g**	**Power Drift(dB)**	**Conducted power(dBm)**	**Tune up Limit(dBm)**	**Scaled factor**	**Scaled SAR(W/kg)**	**Liquid Temp.**
Product Specific 10-g SAR (Separate 0mm 1RB) Sensor on											
Back side	40	QPSK 1RB_108	519000/2595	100%	0.825	0.01	16.00	17.50	1.413	1.165	22.1
Top side	40	QPSK 1RB_108	519000/2595	100%	0.921	0.03	16.00	17.50	1.413	1.301	22.1
Product Specific 10-g SAR (Separate 0mm 50RB) Sensor on											

Unless otherwise agreed in writing, this document is issued by the Company subject to its General Conditions of Service printed overleaf, available on request or accessible at http://www.sgs.com/en/Terms-and-Conditions.aspx and, for electronic format documents, subject to Terms and Conditions for Electronic Documents at http://www.sgs.com/en/Terms-and-Conditions/Terms-e-Document.aspx. Attention is drawn to the limitation of liability, indemnification and jurisdiction issues defined therein. Any holder of this document is advised that information contained hereon reflects the Company's findings at the time of its intervention only and within the limits of Client's instructions, if any. The Company's sole responsibility is to its Client and this document does not exonerate parties to a transaction from exercising all their rights and obligations under the transaction documents. This document cannot be reproduced except in full, without prior written approval of the Company. Any unauthorized alteration, forgery or falsification of the content or appearance of this document is unlawful and offenders may be prosecuted to the fullest extent of the law. Unless otherwise stated the results shown in this test report refer only to the sample(s) tested and such sample(s) are retained for 30 days only.
Attention: To check the authenticity of testing /inspection report & certificate, please contact us at telephone: (86-755) 8307 1443, or email: CN.Doccheck@sgs.com

Back side	40	QPSK 108RB_54	520000/2600	100%	0.812	0.03	16.33	17.50	1.309	1.063	22.1
Top side	40	QPSK 108RB_54	520000/2600	100%	0.901	0.01	16.33	17.50	1.309	1.180	22.1
Product Specific 10-g SAR (Separate 5mm 1RB) Sensor off											
Back side	40	QPSK 1RB_108	518000/2590	100%	0.740	0.03	22.87	24.50	1.455	1.077	22.1
Top side	40	QPSK 1RB_108	518000/2590	100%	0.850	0.01	22.87	24.50	1.455	1.237	22.1
Product Specific 10-g SAR (Separate 5mm 50RB) Sensor off											
Back side	40	QPSK 108RB_54	520000/2600	100%	0.735	0.03	22.91	24.50	1.442	1.060	22.1
Top side	40	QPSK 108RB_54	520000/2600	100%	0.850	0.02	22.91	24.50	1.442	1.226	22.1
ANT8 Test Record											
Test position	**BW.**	**Test mode**	**Test Ch./Freq.**	**Duty Cycle**	**SAR (W/kg)1-g**	**Power Drift(dB)**	**Conducted power(dBm)**	**Tune up Limit(dBm)**	**Scaled factor**	**Scaled SAR(W/kg)**	**Liquid Temp.**
Head Test data(1RB)											
Left cheek	40	QPSK 1RB_108	518000/2590	100%	0.500	0.00	11.85	13.00	1.303	0.652	22.1
Left tilted	40	QPSK 1RB_108	518000/2590	100%	0.125	0.20	11.85	13.00	1.303	0.163	22.1
Right cheek	40	QPSK 1RB_108	518000/2590	100%	0.085	-0.04	11.85	13.00	1.303	0.111	22.1
Right tilted	40	QPSK 1RB_108	518000/2590	100%	0.038	0.14	11.85	13.00	1.303	0.050	22.1
Head Test data(50%RB)											
Left cheek	40	QPSK 108RB_54	519000/2595	100%	0.597	0.11	12.12	13.00	1.225	0.731	22.1
Left tilted	40	QPSK 108RB_54	519000/2595	100%	0.182	0.11	12.12	13.00	1.225	0.223	22.1
Right cheek	40	QPSK 108RB_54	519000/2595	100%	0.078	-0.14	12.12	13.00	1.225	0.096	22.1
Right tilted	40	QPSK 108RB_54	519000/2595	100%	0.050	0	12.12	13.00	1.225	0.061	22.1
Body Worn Test data(Separate 15mm 1RB)											
Front side	40	QPSK 1RB_108	518000/2590	100%	0.140	-0.01	17.70	19.00	1.349	0.189	22.1
Back side	40	QPSK 1RB_108	518000/2590	100%	0.163	-0.10	17.70	19.00	1.349	0.220	22.1
Body Worn Test data(Separate 15mm 50%RB)											
Front side	40	QPSK 108RB_54	519000/2595	100%	0.110	-0.10	18.10	19.00	1.230	0.135	22.1
Back side	40	QPSK 108RB_54	519000/2595	100%	0.201	0.13	18.10	19.00	1.230	0.247	22.1
Hotspot Test data(Separate 10mm 1RB)											
Front side	40	QPSK 1RB_108	518000/2590	100%	0.065	0.08	11.85	13.00	1.303	0.084	22.1
Back side	40	QPSK 1RB_108	518000/2590	100%	0.107	-0.08	11.85	13.00	1.303	0.139	22.1
Right side	40	QPSK 1RB_108	518000/2590	100%	0.136	0.14	11.85	13.00	1.303	0.177	22.1
Top side	40	QPSK 1RB_108	518000/2590	100%	0.038	0.12	11.85	13.00	1.303	0.050	22.1
Hotspot Test data (Separate 10mm 50%RB)											
Front side	40	QPSK 108RB_54	519000/2595	100%	0.060	0.03	12.12	13.00	1.225	0.074	22.1
Back side	40	QPSK 108RB_54	519000/2595	100%	0.119	-0.06	12.12	13.00	1.225	0.146	22.1
Right side	40	QPSK 108RB_54	519000/2595	100%	0.130	-0.09	12.12	13.00	1.225	0.159	22.1
Top side	40	QPSK 108RB_54	519000/2595	100%	0.034	-0.06	12.12	13.00	1.225	0.041	22.1

Table 30：SAR of NR Band n38

Unless otherwise agreed in writing, this document is issued by the Company subject to its General Conditions of Service printed overleaf, available on request or accessible at http://www.sgs.com/en/Terms-and-Conditions.aspx and, for electronic format documents, subject to Terms and Conditions for Electronic Documents at http://www.sgs.com/en/Terms-and-Conditions/Terms-e-Document.aspx. Attention is drawn to the limitation of liability, indemnification and jurisdiction issues defined therein. Any holder of this document is advised that information contained hereon reflects the Company's findings at the time of its intervention only and within the limits of Client's instructions, if any. The Company's sole responsibility is to its Client and this document does not exonerate parties to a transaction from exercising all their rights and obligations under the transaction documents. This document cannot be reproduced except in full, without prior written approval of the Company. Any unauthorized alteration, forgery or falsification of the content or appearance of this document is unlawful and offenders may be prosecuted to the fullest extent of the law. Unless otherwise stated the results shown in this test report refer only to the sample(s) tested and such sample(s) are retained for 30 days only.
Attention: To check the authenticity of testing /inspection report & certificate, please contact us at telephone: (86-755) 8307 1443, or email: CN.Doccheck@sgs.com
SGS-CSTC Standards Technical Services Co., Ltd. Shenzhen Branch
No.1 Workshop, M-10, Middle Section, Science & Technology Park, Shenzhen, China 518057 t (86-755) 26012053 f (86-755) 26710594 www.sgsgroup.com.cn
中国·深圳·科技园中区M-10栋一号厂房 邮编: 518057 t (86-755) 26012053 f (86-755) 26710594 sgs.china@sgs.com
Member of the SGS Group (SGS SA)

8.3.21 SAR Result of NR Band n41

ANT2 Test Record											
Test position	BW.	Test mode	Test Ch./Freq.	Duty Cycle	SAR (W/kg)1-g	Power Drift(dB)	Conducted power(dBm)	Tune up Limit(dBm)	Scaled factor	Scaled SAR(W/kg)	Liquid Temp.
Head Test data(1RB)											
Left cheek	100	QPSK 1RB_137	513900/2569.5	100%	0.094	0.00	22.47	23.90	1.390	0.131	22.1
Left tilted	100	QPSK 1RB_137	513900/2569.5	100%	0.015	0.03	22.47	23.90	1.390	0.020	22.1
Right cheek	100	QPSK 1RB_137	513900/2569.5	100%	0.055	-0.01	22.47	23.90	1.390	0.076	22.1
Right tilted	100	QPSK 1RB_137	513900/2569.5	100%	0.023	0.00	22.47	23.90	1.390	0.032	22.1
Head Test data(50%RB)											
Left cheek	100	QPSK 135RB_69	518598/2592.99	100%	0.094	0.03	22.54	23.90	1.368	0.128	22.1
Left tilted	100	QPSK 135RB_69	518598/2592.99	100%	0.015	0.00	22.54	23.90	1.368	0.020	22.1
Right cheek	100	QPSK 135RB_69	518598/2592.99	100%	0.055	0.03	22.54	23.90	1.368	0.075	22.1
Right tilted	100	QPSK 135RB_69	518598/2592.99	100%	0.023	0.00	22.54	23.90	1.368	0.031	22.1
Body Worn Test data(Separate 15mm 1RB)											
Front side	100	QPSK 1RB_137	513900/2569.5	100%	0.191	0.13	22.47	23.90	1.390	0.265	22.1
Back side	100	QPSK 1RB_137	513900/2569.5	100%	0.228	-0.10	22.47	23.90	1.390	0.317	22.1
Body Worn Test data(Separate 15mm 50%RB)											
Front side	100	QPSK 135RB_69	518598/2592.99	100%	0.188	0.17	22.54	23.90	1.368	0.257	22.1
Back side	100	QPSK 135RB_69	518598/2592.99	100%	0.203	0.02	22.54	23.90	1.368	0.278	22.1
Hotspot Test data(Separate 10mm 1RB)											
Front side	100	QPSK 1RB_137	513900/2569.5	100%	0.283	0.05	20.15	20.90	1.189	0.336	22.1
Back side	100	QPSK 1RB_137	513900/2569.5	100%	0.439	-0.13	20.15	20.90	1.189	0.522	22.1
Left side	100	QPSK 1RB_137	513900/2569.5	100%	0.184	0.09	20.15	20.90	1.189	0.219	22.1
Bottom side	100	QPSK 1RB_137	513900/2569.5	100%	0.437	0.20	20.15	20.90	1.189	0.519	22.1
Hotspot Test data (Separate 10mm 50%RB)											
Front side	100	QPSK 135RB_69	518598/2592.99	100%	0.338	0.06	20.23	20.90	1.167	0.394	22.1
Back side	100	QPSK 135RB_69	518598/2592.99	100%	0.512	-0.11	20.23	20.90	1.167	0.597	22.1
Left side	100	QPSK 135RB_69	518598/2592.99	100%	0.192	0.15	20.23	20.90	1.167	0.224	22.1
Bottom side	100	QPSK 135RB_69	518598/2592.99	100%	0.541	0.16	20.23	20.90	1.167	0.631	22.1
Bottom side	100	QPSK 135RB_0	518598/2592.99	100%	0.457	0.07	19.57	20.90	1.358	0.621	22.1
Bottom side	100	QPSK 135RB_69	518598/2592.99	100%	0.462	-0.11	19.63	20.90	1.340	0.619	22.1
Bottom side	100	QPSK 135RB_138	518598/2592.99	100%	0.465	-0.14	19.63	20.90	1.340	0.623	22.1
Bottom side	100	QPSK 135RB_138	518598/2592.99	100%	0.475	0.05	19.72	20.90	1.312	0.623	22.1
ANT4 Test Record											
Test position	BW.	Test mode	Test Ch./Freq.	Duty Cycle	SAR (W/kg)1-g	Power Drift(dB)	Conducted power(dBm)	Tune up Limit(dBm)	Scaled factor	Scaled SAR(W/kg)	Liquid Temp.
Head Test data(1RB)											
Left cheek	100	QPSK 1RB_137	518598/2592.99	100%	0.129	0.09	16.78	18.10	1.355	0.175	22.1
Left tilted	100	QPSK 1RB_137	518598/2592.99	100%	0.034	0.10	16.78	18.10	1.355	0.047	22.1
Right cheek	100	QPSK 1RB_137	518598/2592.99	100%	0.355	0.07	16.78	18.10	1.355	0.481	22.1
Right tilted	100	QPSK 1RB_137	518598/2592.99	100%	0.092	0.09	16.78	18.10	1.355	0.125	22.1
Head Test data(50%RB)											
Left cheek	100	QPSK 135RB_69	518598/2592.99	100%	0.127	-0.04	17.38	18.10	1.180	0.150	22.1
Left tilted	100	QPSK 135RB_69	518598/2592.99	100%	0.034	0.19	17.38	18.10	1.180	0.040	22.1
Right cheek	100	QPSK 135RB_69	518598/2592.99	100%	0.310	0.14	17.38	18.10	1.180	0.366	22.1
Right tilted	100	QPSK 135RB_69	518598/2592.99	100%	0.094	-0.15	17.38	18.10	1.180	0.111	22.1
Body Worn Test data(Separate 15mm 1RB)											
Front side	100	QPSK 1RB_137	518598/2592.99	100%	0.140	0.05	24.40	25.10	1.175	0.164	22.1
Back side	100	QPSK 1RB_137	518598/2592.99	100%	0.230	0.04	24.40	25.10	1.175	0.270	22.1
Body Worn Test data(Separate 15mm 50%RB)											
Front side	100	QPSK 135RB_69	518598/2592.99	100%	0.107	0.17	24.64	25.10	1.112	0.119	22.1

Unless otherwise agreed in writing, this document is issued by the Company subject to its General Conditions of Service printed overleaf, available on request or accessible at http://www.sgs.com/en/Terms-and-Conditions.aspx and, for electronic format documents, subject to Terms and Conditions for Electronic Documents at http://www.sgs.com/en/Terms-and-Conditions/Terms-e-Document.aspx. Attention is drawn to the limitation of liability, indemnification and jurisdiction issues defined therein. Any holder of this document is advised that information contained hereon reflects the Company's findings at the time of its intervention only and within the limits of Client's instructions, if any. The Company's sole responsibility is to its Client and this document does not exonerate parties to a transaction from exercising all their rights and obligations under the transaction documents. This document cannot be reproduced except in full, without prior written approval of the Company. Any unauthorized alteration, forgery or falsification of the content or appearance of this document is unlawful and offenders may be prosecuted to the fullest extent of the law. Unless otherwise stated the results shown in this test report refer only to the sample(s) tested and such sample(s) are retained for 30 days only.
Attention: To check the authenticity of testing /inspection report & certificate, please contact us at telephone: (86-755) 8307 1443, or email: CN.Doccheck@sgs.com
SGS-CSTC Standards Technical Services Co., Ltd. Shenzhen Branch
No.1 Workshop, M-10, Middle Section, Science & Technology Park, Shenzhen, China 518057 t (86-755) 26012053 f (86-755) 26710594 www.sgsgroup.com.cn
中国·深圳·科技园中区M-10栋一号厂房 邮编: 518057 t (86-755) 26012053 f (86-755) 26710594 sgs.china@sgs.com
Member of the SGS Group (SGS SA)

Back side	100	QPSK 135RB_69	518598/2592.99	100%	0.196	-0.04	24.64	25.10	1.112	0.218	22.1
Hotspot Test data(Separate 10mm 1RB)											
Front side	100	QPSK 1RB_137	518598/2592.99	100%	0.061	-0.03	16.78	18.10	1.355	0.083	22.1
Back side	100	QPSK 1RB_137	518598/2592.99	100%	0.106	-0.13	16.78	18.10	1.355	0.144	22.1
Left side	100	QPSK 1RB_137	518598/2592.99	100%	0.123	0.19	16.78	18.10	1.355	0.167	22.1
Top side	100	QPSK 1RB_137	518598/2592.99	100%	0.024	0.09	16.78	18.10	1.355	0.032	22.1
Hotspot Test data (Separate 10mm 50%RB)											
Front side	100	QPSK 135RB_69	518598/2592.99	100%	0.061	0.17	17.38	18.10	1.180	0.072	22.1
Back side	100	QPSK 135RB_69	518598/2592.99	100%	0.107	-0.04	17.38	18.10	1.180	0.126	22.1
Left side	100	QPSK 135RB_69	518598/2592.99	100%	0.118	0.01	17.38	18.10	1.180	0.139	22.1
Top side	100	QPSK 135RB_69	518598/2592.99	100%	0.024	0.18	17.38	18.10	1.180	0.029	22.1
ANT5 Test Record											
Test position	**BW.**	**Test mode**	**Test Ch./Freq.**	**Duty Cycle**	**SAR (W/kg)1-g**	**Power Drift(dB)**	**Conducted power(dBm)**	**Tune up Limit(dBm)**	**Scaled factor**	**Scaled SAR(W/kg)**	**Liquid Temp.**
Head Test data(1RB)											
Left cheek	100	QPSK 1RB_137	509202/2546.01	100%	0.108	0.14	14.30	15.50	1.318	0.142	22.1
Left tilted	100	QPSK 1RB_137	509202/2546.01	100%	0.152	0.05	14.30	15.50	1.318	0.200	22.1
Right cheek	100	QPSK 1RB_137	509202/2546.01	100%	0.187	0.06	14.30	15.50	1.318	0.247	22.1
Right tilted	100	QPSK 1RB_137	509202/2546.01	100%	0.227	0.12	14.30	15.50	1.318	0.299	22.1
Head Test data(50%RB)											
Left cheek	100	QPSK 135RB_69	509202/2546.01	100%	0.080	0.12	14.93	15.50	1.140	0.091	22.1
Left tilted	100	QPSK 135RB_69	509202/2546.01	100%	0.131	0.11	14.93	15.50	1.140	0.149	22.1
Right cheek	100	QPSK 135RB_69	509202/2546.01	100%	0.172	0.13	14.93	15.50	1.140	0.196	22.1
Right tilted	100	QPSK 135RB_69	509202/2546.01	100%	0.190	0.16	14.93	15.50	1.140	0.217	22.1
Body Worn Test data(Separate 15mm 1RB)											
Front side	100	QPSK 1RB_137	509202/2546.01	100%	0.185	0.06	23.02	24.50	1.406	0.260	22.1
Back side	100	QPSK 1RB_137	509202/2546.01	100%	0.316	0.02	23.02	24.50	1.406	0.444	22.1
Body Worn Test data(Separate 15mm 50%RB)											
Front side	100	QPSK 135RB_69	509202/2546.01	100%	0.266	0.13	23.13	24.50	1.371	0.365	22.1
Back side	100	QPSK 135RB_69	509202/2546.01	100%	0.374	0.12	23.13	24.50	1.371	0.513	22.1
Hotspot Test data(Separate 10mm 1RB)											
Front side	100	QPSK 1RB_137	509202/2546.01	100%	0.054	0.11	14.30	15.50	1.318	0.071	22.1
Back side	100	QPSK 1RB_137	509202/2546.01	100%	0.127	-0.01	14.30	15.50	1.318	0.167	22.1
Left side	100	QPSK 1RB_137	509202/2546.01	100%	0.022	0.18	14.30	15.50	1.318	0.029	22.1
Top side	100	QPSK 1RB_137	509202/2546.01	100%	0.127	-0.01	14.30	15.50	1.318	0.167	22.1
Hotspot Test data (Separate 10mm 50%RB)											
Front side	100	QPSK 135RB_69	509202/2546.01	100%	0.049	0.11	14.93	15.50	1.140	0.056	22.1
Back side	100	QPSK 135RB_69	509202/2546.01	100%	0.090	0.02	14.93	15.50	1.140	0.102	22.1
Left side	100	QPSK 135RB_69	509202/2546.01	100%	0.021	0.18	14.93	15.50	1.140	0.024	22.1
Top side	100	QPSK 135RB_69	509202/2546.01	100%	0.122	0.08	14.93	15.50	1.140	0.139	22.1
Test position	**BW.**	**Test mode**	**Test Ch./Freq.**	**Duty Cycle**	**SAR (W/kg)10-g**	**Power Drift(dB)**	**Conducted power(dBm)**	**Tune up Limit(dBm)**	**Scaled factor**	**Scaled SAR(W/kg)**	**Liquid Temp.**
Product Specific 10-g SAR(Separate 0mm 1RB) Sensor on											
Back side	100	QPSK 1RB_137	513900/2569.5	100%	0.846	0.03	18.40	19.50	1.288	1.090	22.1
Top side	100	QPSK 1RB_137	513900/2569.5	100%	0.908	-0.05	18.40	19.50	1.288	1.170	22.1
Product Specific 10-g SAR(Separate 0mm 50RB) Sensor on											
Back side	100	QPSK 135RB_69	518598/2592.99	100%	0.856	0.01	19.05	19.50	1.109	0.949	22.1
Top side	100	QPSK 135RB_69	518598/2592.99	100%	0.900	0.03	19.05	19.50	1.109	0.998	22.1
Product Specific 10-g SAR(Separate 5mm 1RB) Sensor off											
Back side	100	QPSK 1RB_137	513900/2569.5	100%	0.752	0.01	23.02	24.50	1.406	1.057	22.1
Top side	100	QPSK 1RB_137	513900/2569.5	100%	0.823	0.03	23.02	24.50	1.406	1.157	22.1
Product Specific 10-g SAR(Separate 5mm 50RB) Sensor off											
Back side	100	QPSK 135RB_69	518598/2592.99	100%	0.745	0.01	23.13	24.50	1.371	1.021	22.1

Unless otherwise agreed in writing, this document is issued by the Company subject to its General Conditions of Service printed overleaf, available on request or accessible at http://www.sgs.com/en/Terms-and-Conditions.aspx and, for electronic format documents, subject to Terms and Conditions for Electronic Documents at http://www.sgs.com/en/Terms-and-Conditions/Terms-e-Document.aspx. Attention is drawn to the limitation of liability, indemnification and jurisdiction issues defined therein. Any holder of this document is advised that information contained hereon reflects the Company's findings at the time of its intervention only and within the limits of Client's instructions, if any. The Company's sole responsibility is to its Client and this document does not exonerate parties to a transaction from exercising all their rights and obligations under the transaction documents. This document cannot be reproduced except in full, without prior written approval of the Company. Any unauthorized alteration, forgery or falsification of the content or appearance of this document is unlawful and offenders may be prosecuted to the fullest extent of the law. Unless otherwise stated the results shown in this test report refer only to the sample(s) tested and such sample(s) are retained for 30 days only.
Attention: To check the authenticity of testing /inspection report & certificate, please contact us at telephone: (86-755) 8307 1443, or email: CN.Doccheck@sgs.com
SGS-CSTC Standards Technical Services Co., Ltd. Shenzhen Branch
No.1 Workshop, M-10, Middle Section, Science & Technology Park, Shenzhen, China 518057 t (86-755) 26012053 f (86-755) 26710594 www.sgsgroup.com.cn
中国·深圳·科技园中区M-10栋一号厂房 邮编: 518057 t (86-755) 26012053 f (86-755) 26710594 sgs.china@sgs.com
Member of the SGS Group (SGS SA)

Top side	100	QPSK 135RB_69	518598/2592.99	100%	0.812	0.03	23.13	24.50	1.371	1.113	22.1
ANT8 Test Record											
Test position	**BW.**	**Test mode**	**Test Ch./Freq.**	**Duty Cycle**	**SAR (W/kg)1-g**	**Power Drift(dB)**	**Conducted power(dBm)**	**Tune up Limit(dBm)**	**Scaled factor**	**Scaled SAR(W/kg)**	**Liquid Temp.**
Head Test data(1RB)											
Left cheek	100	QPSK 1RB_137	509202/2546.01	100%	0.711	-0.02	11.00	11.50	1.122	0.798	22.1
Left cheek	100	QPSK 1RB_137	513900/2569.5	100%	0.728	0.05	10.70	11.50	1.202	0.875	22.1
Left cheek	100	QPSK 1RB_137	518598/2592.99	100%	0.744	0.02	10.86	11.50	1.159	0.862	22.1
Left cheek	100	QPSK 1RB_137	523302/2616.51	100%	0.762	-0.02	10.76	11.50	1.186	0.904	22.1
Left cheek	100	QPSK 1RB_137	528000/2640	100%	0.774	-0.02	10.88	11.50	1.153	0.893	22.1
Left tilted	100	QPSK 1RB_137	509202/2546.01	100%	0.218	0.14	11.00	11.50	1.122	0.245	22.1
Right cheek	100	QPSK 1RB_137	509202/2546.01	100%	0.123	0.08	11.00	11.50	1.122	0.138	22.1
Right tilted	100	QPSK 1RB_137	509202/2546.01	100%	0.061	-0.04	11.00	11.50	1.122	0.069	22.1
Head Test data(50%RB)											
Left cheek	100	QPSK 135RB_138	509202/2546.01	100%	0.646	-0.06	11.49	11.50	1.002	0.647	22.1
Left cheek	100	QPSK 135RB_138	513900/2569.5	100%	0.661	0.04	11.42	11.50	1.019	0.673	22.1
Left cheek	100	QPSK 135RB_138	518598/2592.99	100%	0.675	0.04	11.39	11.50	1.026	0.692	22.1
Left cheek	100	QPSK 135RB_138	523302/2616.51	100%	0.691	0.05	11.48	11.50	1.005	0.694	22.1
Left cheek	100	QPSK 135RB_138	528000/2640	100%	0.703	0.06	11.46	11.50	1.009	0.710	22.1
Left tilted	100	QPSK 135RB_138	509202/2546.01	100%	0.148	0.07	11.49	11.50	1.002	0.148	22.1
Right cheek	100	QPSK 135RB_138	509202/2546.01	100%	0.062	-0.13	11.49	11.50	1.002	0.062	22.1
Right tilted	100	QPSK 135RB_138	509202/2546.01	100%	0.060	0.05	11.49	11.50	1.002	0.060	22.1
Head Test data(100%RB)											
Left cheek	100	QPSK 270RB_0	509202/2546.01	100%	0.646	-0.06	11.20	11.50	1.072	0.692	22.1
Body Worn Test data(Separate 15mm 1RB)											
Front side	100	QPSK 1RB_137	509202/2546.01	100%	0.100	-0.09	21.33	22.50	1.309	0.131	22.1
Back side	100	QPSK 1RB_137	509202/2546.01	100%	0.121	0.07	21.33	22.50	1.309	0.158	22.1
Body Worn Test data(Separate 15mm 50%RB)											
Front side	100	QPSK 135RB_138	509202/2546.01	100%	0.085	-0.07	22.20	22.50	1.072	0.091	22.1
Back side	100	QPSK 135RB_138	509202/2546.01	100%	0.108	0.02	22.20	22.50	1.072	0.116	22.1
Hotspot Test data(Separate 10mm 1RB)											
Front side	100	QPSK 1RB_137	509202/2546.01	100%	0.081	0.01	11.00	11.50	1.122	0.090	22.1
Back side	100	QPSK 1RB_137	509202/2546.01	100%	0.106	0.01	11.00	11.50	1.122	0.119	22.1
Right side	100	QPSK 1RB_137	509202/2546.01	100%	0.164	0.00	11.00	11.50	1.122	0.184	22.1
Top side	100	QPSK 1RB_137	509202/2546.01	100%	0.038	0.06	11.00	11.50	1.122	0.043	22.1
Hotspot Test data (Separate 10mm 50%RB)											
Front side	100	QPSK 135RB_138	509202/2546.01	100%	0.081	0.04	11.49	11.50	1.002	0.081	22.1
Back side	100	QPSK 135RB_138	509202/2546.01	100%	0.107	-0.12	11.49	11.50	1.002	0.107	22.1
Right side	100	QPSK 135RB_138	509202/2546.01	100%	0.163	0.17	11.49	11.50	1.002	0.163	22.1
Top side	100	QPSK 135RB_138	509202/2546.01	100%	0.037	0.01	11.49	11.50	1.002	0.037	22.1

Table 31：SAR of NR Band n41

Unless otherwise agreed in writing, this document is issued by the Company subject to its General Conditions of Service printed overleaf, available on request or accessible at http://www.sgs.com/en/Terms-and-Conditions.aspx and, for electronic format documents, subject to Terms and Conditions for Electronic Documents at http://www.sgs.com/en/Terms-and-Conditions/Terms-e-Document.aspx. Attention is drawn to the limitation of liability, indemnification and jurisdiction issues defined therein. Any holder of this document is advised that information contained hereon reflects the Company's findings at the time of its intervention only and within the limits of Client's instructions, if any. The Company's sole responsibility is to its Client and this document does not exonerate parties to a transaction from exercising all their rights and obligations under the transaction documents. This document cannot be reproduced except in full, without prior written approval of the Company. Any unauthorized alteration, forgery or falsification of the content or appearance of this document is unlawful and offenders may be prosecuted to the fullest extent of the law. Unless otherwise stated the results shown in this test report refer only to the sample(s) tested and such sample(s) are retained for 30 days only.
Attention: To check the authenticity of testing /inspection report & certificate, please contact us at telephone: (86-755) 8307 1443, or email: CN.Doccheck@sgs.com
SGS-CSTC Standards Technical Services Co., Ltd. Shenzhen Branch
No.1 Workshop, M-10, Middle Section, Science & Technology Park, Shenzhen, China 518057 t (86-755) 26012053 f (86-755) 26710594 www.sgsgroup.com.cn
中国·深圳·科技园中区M-10栋一号厂房 邮编: 518057 t (86-755) 26012053 f (86-755) 26710594 sgs.china@sgs.com
Member of the SGS Group (SGS SA)

8.3.22 SAR Result of NR Band n66

ANT2 Test Record											
Test position	BW.	Test mode	Test Ch./Freq.	Duty Cycle	SAR (W/kg)1-g	Power Drift(dB)	Conducted power(dBm)	Tune up Limit(dBm)	Scaled factor	Scaled SAR(W/kg)	Liquid Temp.
Head Test data(1RB)											
Left cheek	40	QPSK 1RB_108	346000/1730	100%	0.117	-0.15	24.06	25.50	1.393	0.163	22.1
Left tilted	40	QPSK 1RB_108	346000/1730	100%	0.077	-0.02	24.06	25.50	1.393	0.108	22.1
Right cheek	40	QPSK 1RB_108	346000/1730	100%	0.172	0.20	24.06	25.50	1.393	0.240	22.1
Right tilted	40	QPSK 1RB_108	346000/1730	100%	0.073	0.02	24.06	25.50	1.393	0.101	22.1
Head Test data(50%RB)											
Left cheek	40	QPSK 108RB_54	346000/1730	100%	0.126	-0.07	23.68	25.00	1.355	0.171	22.1
Left tilted	40	QPSK 108RB_54	346000/1730	100%	0.082	0.190	23.68	25.00	1.355	0.112	22.1
Right cheek	40	QPSK 108RB_54	346000/1730	100%	0.165	-0.090	23.68	25.00	1.355	0.224	22.1
Right tilted	40	QPSK 108RB_54	346000/1730	100%	0.068	-0.050	23.68	25.00	1.355	0.092	22.1
Body Worn Test data(Separate 15mm 1RB)											
Front side	40	QPSK 1RB_108	346000/1730	100%	0.319	0.11	24.06	25.50	1.393	0.444	22.1
Back side	40	QPSK 1RB_108	346000/1730	100%	0.383	0.15	24.06	25.50	1.393	0.534	22.1
Body Worn Test data(Separate 15mm 50%RB)											
Front side	40	QPSK 108RB_54	346000/1730	100%	0.322	0.03	23.68	25.00	1.355	0.436	22.1
Back side	40	QPSK 108RB_54	346000/1730	100%	0.384	0.14	23.68	25.00	1.355	0.520	22.1
Hotspot Test data(Separate 10mm 1RB)											
Front side	40	QPSK 1RB_108	346000/1730	100%	0.177	0.01	17.10	18.50	1.380	0.244	22.1
Back side	40	QPSK 1RB_108	346000/1730	100%	0.197	-0.15	17.10	18.50	1.380	0.272	22.1
Left side	40	QPSK 1RB_108	346000/1730	100%	0.075	0.01	17.10	18.50	1.380	0.104	22.1
Bottom side	40	QPSK 1RB_108	346000/1730	100%	0.190	0.01	17.10	18.50	1.380	0.262	22.1
Hotspot Test data(Separate 10mm 50RB)											
Front side	40	QPSK 108RB_54	346000/1730	100%	0.171	0.03	17.12	18.50	1.374	0.235	22.1
Back side	40	QPSK 108RB_54	346000/1730	100%	0.185	0.01	17.12	18.50	1.374	0.254	22.1
Left side	40	QPSK 108RB_54	346000/1730	100%	0.079	0.05	17.12	18.50	1.374	0.109	22.1
Bottom side	40	QPSK 108RB_54	346000/1730	100%	0.180	0.03	17.12	18.50	1.374	0.247	22.1
Test position	BW.	Test mode	Test Ch./Freq.	Duty Cycle	SAR (W/kg)10-g	Power Drift(dB)	Conducted power(dBm)	Tune up Limit(dBm)	Scaled factor	Scaled SAR(W/kg)	Liquid Temp.
Product Specific 10-g SAR(Separate 0mm 1RB) Sensor on											
Bottom side	40	QPSK 1RB_108	346000/1730	100%	1.050	0.15	20.10	21.50	1.380	1.449	22.1
Product Specific 10-g SAR(Separate 0mm 50%RB) Sensor on											
Bottom side	40	QPSK 108RB_54	346000/1730	100%	0.100	0.03	20.17	21.50	1.358	0.136	22.1
Product Specific 10-g SAR(Separate 15mm 1RB) Sensor off											
Bottom side	40	QPSK 1RB_108	346000/1730	100%	0.349	0.01	24.06	25.50	1.393	0.486	22.1
Product Specific 10-g SAR(Separate 15mm 50%RB) Sensor off											
Bottom side	40	QPSK 108RB_54	346000/1730	100%	0.352	0.05	23.68	25.00	1.355	0.477	22.1
ANT4 Test Record											
Test position	BW.	Test mode	Test Ch./Freq.	Duty Cycle	SAR (W/kg)1-g	Power Drift(dB)	Conducted power(dBm)	Tune up Limit(dBm)	Scaled factor	Scaled SAR(W/kg)	Liquid Temp.
Head Test data(1RB)											
Left cheek	40	QPSK 1RB_108	346000/1730	100%	0.208	-0.04	14.75	15.80	1.274	0.265	22.1
Left tilted	40	QPSK 1RB_108	346000/1730	100%	0.048	-0.05	14.75	15.80	1.274	0.061	22.1
Right cheek	40	QPSK 1RB_108	346000/1730	100%	0.628	0.18	14.75	15.80	1.274	0.800	22.1
Right tilted	40	QPSK 1RB_108	346000/1730	100%	0.131	-0.19	14.75	15.80	1.274	0.167	22.1
Head Test data(50%RB)											
Left cheek	40	QPSK 108RB_54	346000/1730	100%	0.182	0.05	14.79	15.80	1.262	0.230	22.1
Left tilted	40	QPSK 108RB_54	346000/1730	100%	0.038	0.02	14.79	15.80	1.262	0.048	22.1
Right cheek	40	QPSK 108RB_54	346000/1730	100%	0.501	-0.12	14.79	15.80	1.262	0.632	22.1

Unless otherwise agreed in writing, this document is issued by the Company subject to its General Conditions of Service printed overleaf, available on request or accessible at http://www.sgs.com/en/Terms-and-Conditions.aspx and, for electronic format documents, subject to Terms and Conditions for Electronic Documents at http://www.sgs.com/en/Terms-and-Conditions/Terms-e-Document.aspx. Attention is drawn to the limitation of liability, indemnification and jurisdiction issues defined therein. Any holder of this document is advised that information contained hereon reflects the Company's findings at the time of its intervention only and within the limits of Client's instructions, if any. The Company's sole responsibility is to its Client and this document does not exonerate parties to a transaction from exercising all their rights and obligations under the transaction documents. This document cannot be reproduced except in full, without prior written approval of the Company. Any unauthorized alteration, forgery or falsification of the content or appearance of this document is unlawful and offenders may be prosecuted to the fullest extent of the law. Unless otherwise stated the results shown in this test report refer only to the sample(s) tested and such sample(s) are retained for 30 days only.
Attention: To check the authenticity of testing /inspection report & certificate, please contact us at telephone: (86-755) 8307 1443, or email: CN.Doccheck@sgs.com
SGS-CSTC Standards Technical Services Co., Ltd. Shenzhen Branch
No.1 Workshop, M-10, Middle Section, Science & Technology Park, Shenzhen, China 518057 t (86-755) 26012053 f (86-755) 26710594 www.sgsgroup.com.cn
中国·深圳·科技园中区M-10栋一号厂房 邮编: 518057 t (86-755) 26012053 f (86-755) 26710594 sgs.china@sgs.com
Member of the SGS Group (SGS SA)

Right tilted	40	QPSK 108RB_54	346000/1730	100%	0.081	0.09	14.79	15.80	1.262	0.102	22.1
Body Worn Test data(Separate 15mm 1RB)											
Front side	40	QPSK 1RB_108	346000/1730	100%	0.134	0.08	23.04	23.80	1.191	0.160	22.1
Back side	40	QPSK 1RB_108	346000/1730	100%	0.244	-0.19	23.04	23.80	1.191	0.291	22.1
Body Worn Test data(Separate 15mm 50%RB)											
Front side	40	QPSK 108RB_54	346000/1730	100%	0.134	-0.03	23.05	23.80	1.189	0.159	22.1
Back side	40	QPSK 108RB_54	346000/1730	100%	0.262	0.02	23.05	23.80	1.189	0.311	22.1
Hotspot Test data(Separate 10mm 1RB)											
Front side	40	QPSK 1RB_108	346000/1730	100%	0.098	-0.08	14.75	15.80	1.274	0.125	22.1
Back side	40	QPSK 1RB_108	346000/1730	100%	0.114	-0.10	14.75	15.80	1.274	0.145	22.1
Left side	40	QPSK 1RB_108	346000/1730	100%	0.134	0.09	14.75	15.80	1.274	0.171	22.1
Top side	40	QPSK 1RB_108	346000/1730	100%	0.006	-0.04	14.75	15.80	1.274	0.008	22.1
Hotspot Test data (Separate 10mm 50%RB)											
Front side	40	QPSK 108RB_54	346000/1730	100%	0.074	-0.05	14.79	15.80	1.262	0.093	22.1
Back side	40	QPSK 108RB_54	346000/1730	100%	0.111	-0.09	14.79	15.80	1.262	0.140	22.1
Left side	40	QPSK 108RB_54	346000/1730	100%	0.125	0.04	14.79	15.80	1.262	0.158	22.1
Top side	40	QPSK 108RB_54	346000/1730	100%	0.006	0.02	14.79	15.80	1.262	0.007	22.1
ANT5 Test Record											
Test position	**BW.**	**Test mode**	**Test Ch./Freq.**	**Duty Cycle**	**SAR (W/kg)1-g**	**Power Drift(dB)**	**Conducted power(dBm)**	**Tune up Limit(dBm)**	**Scaled factor**	**Scaled SAR(W/kg)**	**Liquid Temp.**
Head Test data(1RB)											
Left cheek	40	QPSK 1RB_108	346000/1730	100%	0.126	0.20	14.99	15.70	1.178	0.148	22.1
Left tilted	40	QPSK 1RB_108	346000/1730	100%	0.031	0.07	14.99	15.70	1.178	0.036	22.1
Right cheek	40	QPSK 1RB_108	346000/1730	100%	0.301	0.02	14.99	15.70	1.178	0.354	22.1
Right tilted	40	QPSK 1RB_108	346000/1730	100%	0.069	-0.08	14.99	15.70	1.178	0.081	22.1
Head Test data(50%RB)											
Left cheek	40	QPSK 108RB_54	349000/1745	100%	0.135	-0.08	15.14	15.70	1.138	0.154	22.1
Left tilted	40	QPSK 108RB_54	349000/1745	100%	0.036	0	15.14	15.70	1.138	0.041	22.1
Right cheek	40	QPSK 108RB_54	349000/1745	100%	0.314	0.1	15.14	15.70	1.138	0.357	22.1
Right tilted	40	QPSK 108RB_54	349000/1745	100%	0.087	0.01	15.14	15.70	1.138	0.099	22.1
Body Worn Test data(Separate 15mm 1RB)											
Front side	40	QPSK 1RB_108	346000/1730	100%	0.294	0.08	23.11	23.70	1.146	0.337	22.1
Back side	40	QPSK 1RB_108	346000/1730	100%	0.400	0.13	23.11	23.70	1.146	0.458	22.1
Body Worn Test data(Separate 15mm 50%RB)											
Front side	40	QPSK 108RB_54	349000/1745	100%	0.299	-0.03	23.05	23.70	1.161	0.347	22.1
Back side	40	QPSK 108RB_54	349000/1745	100%	0.403	0.13	23.05	23.70	1.161	0.468	22.1
Hotspot Test data(Separate 10mm 1RB)											
Front side	40	QPSK 1RB_108	346000/1730	100%	0.101	0.08	14.99	15.70	1.178	0.119	22.1
Back side	40	QPSK 1RB_108	346000/1730	100%	0.085	0.04	14.99	15.70	1.178	0.100	22.1
Left side	40	QPSK 1RB_108	346000/1730	100%	0.106	-0.04	14.99	15.70	1.178	0.125	22.1
Top side	40	QPSK 1RB_108	346000/1730	100%	0.005	0.03	14.99	15.70	1.178	0.006	22.1
Hotspot Test data (Separate 10mm 50%RB)											
Front side	40	QPSK 108RB_54	349000/1745	100%	0.085	-0.06	15.14	15.70	1.138	0.097	22.1
Back side	40	QPSK 108RB_54	349000/1745	100%	0.088	0.07	15.14	15.70	1.138	0.100	22.1
Left side	40	QPSK 108RB_54	349000/1745	100%	0.124	0.16	15.14	15.70	1.138	0.141	22.1
Top side	40	QPSK 108RB_54	349000/1745	100%	0.007	-0.20	15.14	15.70	1.138	0.008	22.1
ANT8 Test Record											
Test position	**BW.**	**Test mode**	**Test Ch./Freq.**	**Duty Cycle**	**SAR (W/kg)1-g**	**Power Drift(dB)**	**Conducted power(dBm)**	**Tune up Limit(dBm)**	**Scaled factor**	**Scaled SAR(W/kg)**	**Liquid Temp.**
Head Test data(1RB)											
Left cheek	40	QPSK 1RB_108	352000/1760	100%	0.345	0.12	13.39	14.60	1.321	0.456	22.1
Left tilted	40	QPSK 1RB_108	352000/1760	100%	0.081	0.07	13.39	14.60	1.321	0.107	22.1
Right cheek	40	QPSK 1RB_108	352000/1760	100%	0.094	0.04	13.39	14.60	1.321	0.125	22.1

Unless otherwise agreed in writing, this document is issued by the Company subject to its General Conditions of Service printed overleaf, available on request or accessible at http://www.sgs.com/en/Terms-and-Conditions.aspx and, for electronic format documents, subject to Terms and Conditions for Electronic Documents at http://www.sgs.com/en/Terms-and-Conditions/Terms-e-Document.aspx. Attention is drawn to the limitation of liability, indemnification and jurisdiction issues defined therein. Any holder of this document is advised that information contained hereon reflects the Company's findings at the time of its intervention only and within the limits of Client's instructions, if any. The Company's sole responsibility is to its Client and this document does not exonerate parties to a transaction from exercising all their rights and obligations under the transaction documents. This document cannot be reproduced except in full, without prior written approval of the Company. Any unauthorized alteration, forgery or falsification of the content or appearance of this document is unlawful and offenders may be prosecuted to the fullest extent of the law. Unless otherwise stated the results shown in this test report refer only to the sample(s) tested and such sample(s) are retained for 30 days only.
Attention: To check the authenticity of testing /inspection report & certificate, please contact us at telephone: (86-755) 8307 1443, or email: CN.Doccheck@sgs.com
SGS-CSTC Standards Technical Services Co., Ltd. Shenzhen Branch
No.1 Workshop, M-10, Middle Section, Science & Technology Park, Shenzhen, China 518057 t (86-755) 26012053 f (86-755) 26710594 www.sgsgroup.com.cn
中国·深圳·科技园中区M-10栋一号厂房 邮编: 518057 t (86-755) 26012053 f (86-755) 26710594 sgs.china@sgs.com
Member of the SGS Group (SGS SA)

Right tilted	40	QPSK 1RB_108	352000/1760	100%	0.037	0.07	13.39	14.60	1.321	0.048	22.1
Head Test data(50%RB)											
Left cheek	40	QPSK 108RB_54	346000/1730	100%	0.359	0.18	13.58	14.60	1.265	0.454	22.1
Left tilted	40	QPSK 108RB_54	346000/1730	100%	0.125	0.12	13.58	14.60	1.265	0.158	22.1
Right cheek	40	QPSK 108RB_54	346000/1730	100%	0.107	0.07	13.58	14.60	1.265	0.135	22.1
Right tilted	40	QPSK 108RB_54	346000/1730	100%	0.044	0.06	13.58	14.60	1.265	0.056	22.1
Body Worn Test data(Separate 15mm 1RB)											
Front side	40	QPSK 1RB_108	352000/1760	100%	0.136	-0.04	20.39	21.60	1.321	0.180	22.1
Back side	40	QPSK 1RB_108	352000/1760	100%	0.163	0.07	20.39	21.60	1.321	0.215	22.1
Body Worn Test data(Separate 15mm 50%RB)											
Front side	40	QPSK 108RB_54	346000/1730	100%	0.140	0.17	20.50	21.60	1.288	0.180	22.1
Back side	40	QPSK 108RB_54	346000/1730	100%	0.179	0.03	20.50	21.60	1.288	0.231	22.1
Hotspot Test data(Separate 10mm 1RB)											
Front side	40	QPSK 1RB_108	352000/1760	100%	0.055	0.14	13.39	14.60	1.321	0.072	22.1
Back side	40	QPSK 1RB_108	352000/1760	100%	0.062	-0.10	13.39	14.60	1.321	0.082	22.1
Right side	40	QPSK 1RB_108	352000/1760	100%	0.094	0.11	13.39	14.60	1.321	0.124	22.1
Top side	40	QPSK 1RB_108	352000/1760	100%	0.062	-0.02	13.39	14.60	1.321	0.081	22.1
Hotspot Test data (Separate 10mm 50%RB)											
Front side	40	QPSK 108RB_54	346000/1730	100%	0.058	0.12	13.58	14.60	1.265	0.073	22.1
Back side	40	QPSK 108RB_54	346000/1730	100%	0.075	-0.15	13.58	14.60	1.265	0.095	22.1
Right side	40	QPSK 108RB_54	346000/1730	100%	0.085	-0.01	13.58	14.60	1.265	0.107	22.1
Top side	40	QPSK 108RB_54	346000/1730	100%	0.028	-0.01	13.58	14.60	1.265	0.035	22.1

Table 32：SAR of NR Band n66

Unless otherwise agreed in writing, this document is issued by the Company subject to its General Conditions of Service printed overleaf, available on request or accessible at http://www.sgs.com/en/Terms-and-Conditions.aspx and, for electronic format documents, subject to Terms and Conditions for Electronic Documents at http://www.sgs.com/en/Terms-and-Conditions/Terms-e-Document.aspx. Attention is drawn to the limitation of liability, indemnification and jurisdiction issues defined therein. Any holder of this document is advised that information contained hereon reflects the Company's findings at the time of its intervention only and within the limits of Client's instructions, if any. The Company's sole responsibility is to its Client and this document does not exonerate parties to a transaction from exercising all their rights and obligations under the transaction documents. This document cannot be reproduced except in full, without prior written approval of the Company. Any unauthorized alteration, forgery or falsification of the content or appearance of this document is unlawful and offenders may be prosecuted to the fullest extent of the law. Unless otherwise stated the results shown in this test report refer only to the sample(s) tested and such sample(s) are retained for 30 days only.
Attention: To check the authenticity of testing /inspection report & certificate, please contact us at telephone: (86-755) 8307 1443, or email: CN.Doccheck@sgs.com
No.1 Workshop, M-10, Middle Section, Science & Technology Park, Shenzhen, China 518057 t (86-755) 26012053 f (86-755) 26710594 www.sgsgroup.com.cn
中国·深圳·科技园中区M-10栋一号厂房 邮编: 518057 t (86-755) 26012053 f (86-755) 26710594 sgs.china@sgs.com
Member of the SGS Group (SGS SA)

8.3.23 SAR Result of NR Band n77

N77(3450~3550)											
ANT6 Test Record											
Test position	BW.	Test mode	Test Ch./Freq.	Duty Cycle	SAR (W/kg)1-g	Power Drift(dB)	Conducted power(dBm)	Tune up Limit(dBm)	Scaled factor	Scaled SAR(W/kg)	Liquid Temp.
Head Test data(1RB)											
Left cheek	100	QPSK 1RB_137	633334/3500	100%	0.472	-0.10	12.61	13.80	1.315	0.621	22.1
Left tilted	100	QPSK 1RB_137	633334/3500	100%	0.659	0.19	12.61	13.80	1.315	0.867	22.1
Right cheek	100	QPSK 1RB_137	633334/3500	100%	0.391	0.05	12.61	13.80	1.315	0.514	22.1
Right tilted	100	QPSK 1RB_137	633334/3500	100%	0.525	-0.02	12.61	13.80	1.315	0.690	22.1
Head Test data(50%RB)											
Left cheek	100	QPSK 135RB_69	633334/3500	100%	0.512	-0.15	12.80	13.80	1.259	0.645	22.1
Left tilted	100	QPSK 135RB_69	633334/3500	100%	0.754	0.11	12.80	13.80	1.259	0.949	22.1
Right cheek	100	QPSK 135RB_69	633334/3500	100%	0.380	-0.10	12.80	13.80	1.259	0.478	22.1
Right tilted	100	QPSK 135RB_69	633334/3500	100%	0.566	0.01	12.80	13.80	1.259	0.713	22.1
Body Worn Test data(Separate 15mm 1RB)											
Front side	100	QPSK 1RB_137	633334/3500	100%	0.199	0.10	22.57	23.80	1.327	0.264	22.1
Back side	100	QPSK 1RB_137	633334/3500	100%	0.251	0.00	22.57	23.80	1.327	0.333	22.1
Body Worn Test data(Separate 15mm 50%RB)											
Front side	100	QPSK 135RB_69	633334/3500	100%	0.229	0.02	22.81	23.80	1.256	0.288	22.1
Back side	100	QPSK 135RB_69	633334/3500	100%	0.238	0.01	22.81	23.80	1.256	0.299	22.1
Hotspot Test data(Separate 10mm 1RB)											
Front side	100	QPSK 1RB_137	633334/3500	100%	0.042	0.03	12.61	13.80	1.315	0.055	22.1
Back side	100	QPSK 1RB_137	633334/3500	100%	0.125	0.03	12.61	13.80	1.315	0.164	22.1
Left side	100	QPSK 1RB_137	633334/3500	100%	0.008	0.03	12.61	13.80	1.315	0.011	22.1
Top side	100	QPSK 1RB_137	633334/3500	100%	0.212	0.05	12.61	13.80	1.315	0.279	22.1
Hotspot Test data (Separate 10mm 50%RB)											
Front side	100	QPSK 135RB_69	633334/3500	100%	0.051	0.03	12.80	13.80	1.259	0.064	22.1
Back side	100	QPSK 135RB_69	633334/3500	100%	0.145	0.03	12.80	13.80	1.259	0.183	22.1
Left side	100	QPSK 135RB_69	633334/3500	100%	0.008	0.03	12.80	13.80	1.259	0.010	22.1
Top side	100	QPSK 135RB_69	633334/3500	100%	0.276	0.08	12.80	13.80	1.259	0.347	22.1
Test position	BW.	Test mode	Test Ch./Freq.	Duty Cycle	SAR (W/kg)10-g	Power Drift(dB)	Conducted power(dBm)	Tune up Limit(dBm)	Scaled factor	Scaled SAR(W/kg)	Liquid Temp.
Product Specific 10-g SAR(Separate 0mm 1RB) Sensor on											
Top side	100	QPSK 1RB_137	633334/3500	100%	0.928	0.03	13.72	14.80	1.282	1.190	22.1
Product Specific 10-g SAR(Separate 0mm 50%RB) Sensor on											
Top side	100	QPSK 135RB_69	633334/3500	100%	0.913	0.03	13.86	14.80	1.242	1.134	22.1
Product Specific 10-g SAR(Separate 5mm 1RB) Sensor off											
Top side	100	QPSK 1RB_137	633334/3500	100%	1.050	0.02	22.57	23.80	1.327	1.394	22.1
Product Specific 10-g SAR(Separate 5mm 50%RB) Sensor off											
Top side	100	QPSK 135RB_69	633334/3500	100%	1.030	0.01	22.81	23.80	1.256	1.294	22.1
ANT11 Test Record											
Test position	BW.	Test mode	Test Ch./Freq.	Duty Cycle	SAR (W/kg)1-g	Power Drift(dB)	Conducted power(dBm)	Tune up Limit(dBm)	Scaled factor	Scaled SAR(W/kg)	Liquid Temp.
Head Test data(1RB)											
Left cheek	100	QPSK 1RB_1	633334/3500	100%	0.149	0.03	20.25	21.00	1.189	0.177	22.1
Left tilted	100	QPSK 1RB_1	633334/3500	100%	0.188	0.03	20.25	21.00	1.189	0.223	22.1
Right cheek	100	QPSK 1RB_1	633334/3500	100%	0.535	0.03	20.25	21.00	1.189	0.636	22.1
Right tilted	100	QPSK 1RB_1	633334/3500	100%	0.882	0.14	20.25	21.00	1.189	1.048	22.1
Right tilted-Repeat	100	QPSK 1RB_1	633334/3500	100%	0.869	0.05	20.25	21.00	1.189	1.033	22.1
Head Test data(50%RB)											
Left cheek	100	QPSK 135RB_69	633334/3500	100%	0.154	0.03	20.62	21.00	1.091	0.168	22.1

Unless otherwise agreed in writing, this document is issued by the Company subject to its General Conditions of Service printed overleaf, available on request or accessible at http://www.sgs.com/en/Terms-and-Conditions.aspx and, for electronic format documents, subject to Terms and Conditions for Electronic Documents at http://www.sgs.com/en/Terms-and-Conditions/Terms-e-Document.aspx. Attention is drawn to the limitation of liability, indemnification and jurisdiction issues defined therein. Any holder of this document is advised that information contained hereon reflects the Company's findings at the time of its intervention only and within the limits of Client's instructions, if any. The Company's sole responsibility is to its Client and this document does not exonerate parties to a transaction from exercising all their rights and obligations under the transaction documents. This document cannot be reproduced except in full, without prior written approval of the Company. Any unauthorized alteration, forgery or falsification of the content or appearance of this document is unlawful and offenders may be prosecuted to the fullest extent of the law. Unless otherwise stated the results shown in this test report refer only to the sample(s) tested and such sample(s) are retained for 30 days only.
Attention: To check the authenticity of testing /inspection report & certificate, please contact us at telephone: (86-755) 8307 1443, or email: CN.Doccheck@sgs.com
SGS-CSTC Standards Technical Services Co., Ltd. Shenzhen Branch
No.1 Workshop, M-10, Middle Section, Science & Technology Park, Shenzhen, China 518057 t (86-755) 26012053 f (86-755) 26710594 www.sgsgroup.com.cn
中国·深圳·科技园中区M-10栋一号厂房 邮编: 518057 t (86-755) 26012053 f (86-755) 26710594 sgs.china@sgs.com
Member of the SGS Group (SGS SA)

Left tilted	100	QPSK 135RB_69	633334/3500	100%	0.195	-0.07	20.62	21.00	1.091	0.213	22.1
Right cheek	100	QPSK 135RB_69	633334/3500	100%	0.536	0.18	20.62	21.00	1.091	0.585	22.1
Right tilted	100	QPSK 135RB_69	633334/3500	100%	0.867	0.15	20.62	21.00	1.091	0.946	22.1
Body Worn Test data(Separate 15mm 1RB)											
Front side	100	QPSK 1RB_1	633334/3500	100%	0.094	0.00	23.25	24.00	1.189	0.112	22.1
Back side	100	QPSK 1RB_1	633334/3500	100%	0.693	0.12	23.25	24.00	1.189	0.824	22.1
Body Worn Test data(Separate 15mm 50%RB)											
Front side	100	QPSK 135RB_69	633334/3500	100%	0.093	0.00	23.03	24.00	1.250	0.116	22.1
Back side	100	QPSK 135RB_69	633334/3500	100%	0.641	-0.16	23.03	24.00	1.250	0.801	22.1
Hotspot Test data(Separate 10mm 1RB)											
Front side	100	QPSK 1RB_1	633334/3500	100%	0.038	0.06	14.92	16.50	1.439	0.055	22.1
Back side	100	QPSK 1RB_1	633334/3500	100%	0.419	-0.18	14.92	16.50	1.439	0.603	22.1
Left side	100	QPSK 1RB_1	633334/3500	100%	0.009	0.06	14.92	16.50	1.439	0.013	22.1
Top side	100	QPSK 1RB_1	633334/3500	100%	0.045	-0.01	14.92	16.50	1.439	0.065	22.1
Hotspot Test data (Separate 10mm 50%RB)											
Front side	100	QPSK 135RB_69	633334/3500	100%	0.037	0.06	15.42	16.50	1.282	0.047	22.1
Back side	100	QPSK 135RB_69	633334/3500	100%	0.379	0.03	15.42	16.50	1.282	0.486	22.1
Left side	100	QPSK 135RB_69	633334/3500	100%	0.007	0.06	15.42	16.50	1.282	0.009	22.1
Top side	100	QPSK 135RB_69	633334/3500	100%	0.051	-0.01	15.42	16.50	1.282	0.065	22.1
Test position	**BW.**	**Test mode**	**Test Ch./Freq.**	**Duty Cycle**	**SAR (W/kg)10-g**	**Power Drift(dB)**	**Conducted power(dBm)**	**Tune up Limit(dBm)**	**Scaled factor**	**Scaled SAR(W/kg)**	**Liquid Temp.**
Product Specific 10-g SAR(Separate 0mm 1RB) Sensor on											
Back side	100	QPSK 1RB_1	633334/3500	100%	0.937	0.01	14.92	16.50	1.439	1.348	22.1
Product Specific 10-g SAR(Separate 0mm 50%RB) Sensor on											
Back side	100	QPSK 135RB_69	633334/3500	100%	0.986	0.04	15.42	16.50	1.282	1.264	22.1
Product Specific 10-g SAR(Separate 5mm 1RB) Sensor off											
Back side	100	QPSK 1RB_1	633334/3500	100%	1.890	-0.17	23.25	24.00	1.189	2.246	22.1
Product Specific 10-g SAR(Separate 5mm 50%RB) Sensor off											
Back side	100	QPSK 135RB_69	633334/3500	100%	1.730	0.00	23.03	24.00	1.250	2.163	22.1
ANT12 Test Record											
Test position	**BW.**	**Test mode**	**Test Ch./Freq.**	**Duty Cycle**	**SAR (W/kg)1-g**	**Power Drift(dB)**	**Conducted power(dBm)**	**Tune up Limit(dBm)**	**Scaled factor**	**Scaled SAR(W/kg)**	**Liquid Temp.**
Head Test data(1RB)											
Left cheek	100	QPSK 1RB_137	633334/3500	100%	0.047	0.04	11.36	12.70	1.361	0.064	22.1
Left tilted	100	QPSK 1RB_137	633334/3500	100%	0.030	-0.09	11.36	12.70	1.361	0.041	22.1
Right cheek	100	QPSK 1RB_137	633334/3500	100%	0.338	-0.10	11.36	12.70	1.361	0.460	22.1
Right tilted	100	QPSK 1RB_137	633334/3500	100%	0.077	0.00	11.36	12.70	1.361	0.105	22.1
Head Test data(50%RB)											
Left cheek	100	QPSK 135RB_138	633334/3500	100%	0.052	0.09	11.79	12.70	1.233	0.064	22.1
Left tilted	100	QPSK 135RB_138	633334/3500	100%	0.033	-0.09	11.79	12.70	1.233	0.041	22.1
Right cheek	100	QPSK 135RB_138	633334/3500	100%	0.382	0.17	11.79	12.70	1.233	0.471	22.1
Right tilted	100	QPSK 135RB_138	633334/3500	100%	0.087	0	11.79	12.70	1.233	0.107	22.1
Body Worn Test data(Separate 15mm 1RB)											
Front side	100	QPSK 1RB_137	633334/3500	100%	0.224	0.03	23.09	24.70	1.449	0.325	22.1
Back side	100	QPSK 1RB_137	633334/3500	100%	0.323	0.11	23.09	24.70	1.449	0.468	22.1
Body Worn Test data(Separate 15mm 50%RB)											
Front side	100	QPSK 135RB_138	633334/3500	100%	0.254	0.01	22.80	24.70	1.549	0.393	22.1
Back side	100	QPSK 135RB_138	633334/3500	100%	0.303	0.10	22.80	24.70	1.549	0.469	22.1
Hotspot Test data(Separate 10mm 1RB)											
Front side	100	QPSK 1RB_137	633334/3500	100%	0.036	0.11	11.36	12.70	1.361	0.049	22.1
Back side	100	QPSK 1RB_137	633334/3500	100%	0.046	0.06	11.36	12.70	1.361	0.063	22.1
Left side	100	QPSK 1RB_137	633334/3500	100%	0.064	0.11	11.36	12.70	1.361	0.087	22.1
Top side	100	QPSK 1RB_137	633334/3500	100%	0.024	-0.18	11.36	12.70	1.361	0.033	22.1

Unless otherwise agreed in writing, this document is issued by the Company subject to its General Conditions of Service printed overleaf, available on request or accessible at http://www.sgs.com/en/Terms-and-Conditions.aspx and, for electronic format documents, subject to Terms and Conditions for Electronic Documents at http://www.sgs.com/en/Terms-and-Conditions/Terms-e-Document.aspx. Attention is drawn to the limitation of liability, indemnification and jurisdiction issues defined therein. Any holder of this document is advised that information contained hereon reflects the Company's findings at the time of its intervention only and within the limits of Client's instructions, if any. The Company's sole responsibility is to its Client and this document does not exonerate parties to a transaction from exercising all their rights and obligations under the transaction documents. This document cannot be reproduced except in full, without prior written approval of the Company. Any unauthorized alteration, forgery or falsification of the content or appearance of this document is unlawful and offenders may be prosecuted to the fullest extent of the law. Unless otherwise stated the results shown in this test report refer only to the sample(s) tested and such sample(s) are retained for 30 days only.
Attention: To check the authenticity of testing /inspection report & certificate, please contact us at telephone: (86-755) 8307 1443, or email: CN.Doccheck@sgs.com

Hotspot Test data (Separate 10mm 50%RB)											
Front side	100	QPSK 135RB_138	633334/3500	100%	0.040	-0.12	11.79	12.70	1.233	0.049	22.1
Back side	100	QPSK 135RB_138	633334/3500	100%	0.040	0	11.79	12.70	1.233	0.049	22.1
Left side	100	QPSK 135RB_138	633334/3500	100%	0.069	0.16	11.79	12.70	1.233	0.085	22.1
Top side	100	QPSK 135RB_138	633334/3500	100%	0.032	0.16	11.79	12.70	1.233	0.039	22.1
Test position	**BW.**	**Test mode**	**Test Ch./Freq.**	**Duty Cycle**	**SAR (W/kg)10-g**	**Power Drift(dB)**	**Conducted power(dBm)**	**Tune up Limit(dBm)**	**Scaled factor**	**Scaled SAR(W/kg)**	**Liquid Temp.**
Product Specific 10-g SAR(Separate 0mm 1RB) Sensor on											
Left side	100	QPSK 1RB_137	633334/3500	100%	0.978	0.04	15.26	16.70	1.393	1.363	22.1
Product Specific 10-g SAR(Separate 0mm 50%RB) Sensor on											
Left side	100	QPSK 135RB_69	633334/3500	100%	1.030	0.03	15.82	16.70	1.225	1.261	22.1
Product Specific 10-g SAR(Separate 5mm 1RB) Sensor off											
Left side	100	QPSK 1RB_137	633334/3500	100%	1.060	-0.04	23.09	24.70	1.449	1.536	22.1
Product Specific 10-g SAR(Separate 5mm 50%RB) Sensor off											
Left side	100	QPSK 135RB_69	633334/3500	100%	1.020	-0.18	22.80	24.70	1.549	1.580	22.1
ANT13 Test Record											
Test position	**BW.**	**Test mode**	**Test Ch./Freq.**	**Duty Cycle**	**SAR (W/kg)1-g**	**Power Drift(dB)**	**Conducted power(dBm)**	**Tune up Limit(dBm)**	**Scaled factor**	**Scaled SAR(W/kg)**	**Liquid Temp.**
Head Test data(1RB)											
Left cheek	100	QPSK 1RB_137	633334/3500	100%	0.253	0.03	14.65	15.50	1.216	0.308	22.1
Left tilted	100	QPSK 1RB_137	633334/3500	100%	0.276	0.01	14.65	15.50	1.216	0.336	22.1
Right cheek	100	QPSK 1RB_137	633334/3500	100%	0.414	0.08	14.65	15.50	1.216	0.504	22.1
Right tilted	100	QPSK 1RB_137	633334/3500	100%	0.852	0.03	14.65	15.50	1.216	1.036	22.1
Head Test data(50%RB)											
Left cheek	100	QPSK 135RB_138	633334/3500	100%	0.252	0.01	14.95	15.50	1.135	0.286	22.1
Left tilted	100	QPSK 135RB_138	633334/3500	100%	0.245	0.05	14.95	15.50	1.135	0.278	22.1
Right cheek	100	QPSK 135RB_138	633334/3500	100%	0.480	0.01	14.95	15.50	1.135	0.545	22.1
Right tilted	100	QPSK 135RB_138	633334/3500	100%	0.632	0.08	14.95	15.50	1.135	0.717	22.1
Body Worn Test data(Separate 15mm 1RB)											
Front side	100	QPSK 1RB_137	633334/3500	100%	0.311	0.03	21.26	22.50	1.330	0.414	22.1
Back side	100	QPSK 1RB_137	633334/3500	100%	0.616	0.01	21.26	22.50	1.330	0.820	22.1
Body Worn Test data(Separate 15mm 50%RB)											
Front side	100	QPSK 135RB_138	633334/3500	100%	0.282	0.03	21.93	22.50	1.140	0.322	22.1
Back side	100	QPSK 135RB_138	633334/3500	100%	0.521	0.01	21.93	22.50	1.140	0.594	22.1
Hotspot Test data(Separate 10mm 1RB)											
Front side	100	QPSK 1RB_137	633334/3500	100%	0.069	0.08	14.65	15.50	1.216	0.084	22.1
Back side	100	QPSK 1RB_137	633334/3500	100%	0.173	0.03	14.65	15.50	1.216	0.210	22.1
Left side	100	QPSK 1RB_137	633334/3500	100%	0.045	0.01	14.65	15.50	1.216	0.055	22.1
Top side	100	QPSK 1RB_137	633334/3500	100%	0.274	0.01	14.65	15.50	1.216	0.333	22.1
Hotspot Test data (Separate 10mm 50%RB)											
Front side	100	QPSK 135RB_138	633334/3500	100%	0.100	0.03	14.95	15.50	1.135	0.114	22.1
Back side	100	QPSK 135RB_138	633334/3500	100%	0.151	0.01	14.95	15.50	1.135	0.171	22.1
Left side	100	QPSK 135RB_138	633334/3500	100%	0.061	0.05	14.95	15.50	1.135	0.069	22.1
Top side	100	QPSK 135RB_138	633334/3500	100%	0.246	0.09	14.95	15.50	1.135	0.279	22.1
Test position	**BW.**	**Test mode**	**Test Ch./Freq.**	**Duty Cycle**	**SAR (W/kg)10-g**	**Power Drift(dB)**	**Conducted power(dBm)**	**Tune up Limit(dBm)**	**Scaled factor**	**Scaled SAR(W/kg)**	**Liquid Temp.**
Product Specific 10-g SAR(Separate 0mm 1RB) Sensor on											
Back side	100	QPSK 1RB_137	633334/3500	100%	0.882	0.04	16.30	17.50	1.318	1.163	22.1
Top side	100	QPSK 1RB_137	633334/3500	100%	1.030	-0.15	16.30	17.50	1.318	1.358	22.1
Product Specific 10-g SAR(Separate 0mm 50%RB) Sensor on											
Back side	100	QPSK 135RB_69	633334/3500	100%	0.928	0.06	16.79	17.50	1.178	1.093	22.1
Top side	100	QPSK 135RB_69	633334/3500	100%	1.080	0.05	16.79	17.50	1.178	1.272	22.1
Product Specific 10-g SAR(Separate 5mm 1RB) Sensor off											
Back side	100	QPSK 1RB_137	633334/3500	100%	1.300	-0.02	21.26	22.50	1.330	1.730	22.1

Unless otherwise agreed in writing, this document is issued by the Company subject to its General Conditions of Service printed overleaf, available on request or accessible at http://www.sgs.com/en/Terms-and-Conditions.aspx and, for electronic format documents, subject to Terms and Conditions for Electronic Documents at http://www.sgs.com/en/Terms-and-Conditions/Terms-e-Document.aspx. Attention is drawn to the limitation of liability, indemnification and jurisdiction issues defined therein. Any holder of this document is advised that information contained hereon reflects the Company's findings at the time of its intervention only and within the limits of Client's instructions, if any. The Company's sole responsibility is to its Client and this document does not exonerate parties to a transaction from exercising all their rights and obligations under the transaction documents. This document cannot be reproduced except in full, without prior written approval of the Company. Any unauthorized alteration, forgery or falsification of the content or appearance of this document is unlawful and offenders may be prosecuted to the fullest extent of the law. Unless otherwise stated the results shown in this test report refer only to the sample(s) tested and such sample(s) are retained for 30 days only.
Attention: To check the authenticity of testing /inspection report & certificate, please contact us at telephone: (86-755) 8307 1443, or email: CN.Doccheck@sgs.com
No.1 Workshop, M-10, Middle Section, Science & Technology Park, Shenzhen, China 518057 t (86-755) 26012053 f (86-755) 26710594 www.sgsgroup.com.cn
中国·深圳·科技园中区M-10栋一号厂房 邮编: 518057 t (86-755) 26012053 f (86-755) 26710594 sgs.china@sgs.com

Top side	100	QPSK 1RB_137	633334/3500	100%	1.870	0.14	21.26	22.50	1.330	2.488	22.1
Product Specific 10-g SAR(Separate 5mm 50%RB) Sensor off											
Back side	100	QPSK 135RB_69	633334/3500	100%	1.260	-0.04	21.93	22.50	1.140	1.437	22.1
Top side	100	QPSK 135RB_69	633334/3500	100%	1.810	0.13	21.93	22.50	1.140	2.064	22.1

N77(3700~3980)											
ANT6 Test Record											
Test position	BW.	Test mode	Test Ch./Freq.	Duty Cycle	SAR (W/kg)1-g	Power Drift(dB)	Conducted power(dBm)	Tune up Limit(dBm)	Scaled factor	Scaled SAR(W/kg)	Liquid Temp.
Head Test data(1RB)											
Left cheek	100	QPSK 1RB_1	650000/3750	100%	0.472	-0.19	13.58	13.80	1.052	0.497	22.1
Left cheek	100	QPSK 1RB_1	652400/3786	100%	0.484	-0.11	13.16	13.80	1.159	0.561	22.1
Left cheek	100	QPSK 1RB_1	654800/3822	100%	0.465	-0.13	13.01	13.80	1.199	0.558	22.1
Left cheek	100	QPSK 1RB_1	657200/3858	100%	0.597	-0.13	13.41	13.80	1.094	0.653	22.1
Left cheek	100	QPSK 1RB_1	659600/3894	100%	0.604	-0.07	13.57	13.80	1.054	0.637	22.1
Left cheek	100	QPSK 1RB_1	662000/3930	100%	0.611	-0.10	13.56	13.80	1.057	0.646	22.1
Left tilted	100	QPSK 1RB_1	650000/3750	100%	0.735	0.17	13.58	13.80	1.052	0.773	22.1
Left tilted	100	QPSK 1RB_1	652400/3786	100%	0.748	-0.19	13.16	13.80	1.159	0.867	22.1
Left tilted	100	QPSK 1RB_1	654800/3822	100%	0.728	-0.18	13.01	13.80	1.199	0.873	22.1
Left tilted	100	QPSK 1RB_1	657200/3858	100%	0.807	0.10	13.41	13.80	1.094	0.883	22.1
Left tilted	100	QPSK 1RB_1	659600/3894	100%	0.816	-0.18	13.57	13.80	1.054	0.860	22.1
Left tilted	100	QPSK 1RB_1	662000/3930	100%	0.824	-0.19	13.56	13.80	1.057	0.871	22.1
Right cheek	100	QPSK 1RB_1	650000/3750	100%	0.371	0.04	13.58	13.80	1.052	0.390	22.1
Right tilted	100	QPSK 1RB_1	650000/3750	100%	0.508	0.15	13.58	13.80	1.052	0.534	22.1
Right tilted	100	QPSK 1RB_1	652400/3786	100%	0.520	0.03	13.16	13.80	1.159	0.603	22.1
Right tilted	100	QPSK 1RB_1	654800/3822	100%	0.501	0.02	13.01	13.80	1.199	0.601	22.1
Right tilted	100	QPSK 1RB_1	657200/3858	100%	0.664	0.02	13.41	13.80	1.094	0.726	22.1
Right tilted	100	QPSK 1RB_1	659600/3894	100%	0.672	0.01	13.57	13.80	1.054	0.709	22.1
Right tilted	100	QPSK 1RB_1	662000/3930	100%	0.680	-0.05	13.56	13.80	1.057	0.719	22.1
Head Test data(50%RB)											
Left cheek	100	QPSK 135RB_138	650000/3750	100%	0.569	-0.15	13.57	13.80	1.054	0.600	22.1
Left cheek	100	QPSK 135RB_138	652400/3786	100%	0.583	-0.2	12.69	13.80	1.291	0.753	22.1
Left cheek	100	QPSK 135RB_138	654800/3822	100%	0.561	-0.18	12.91	13.80	1.227	0.689	22.1
Left cheek	100	QPSK 135RB_138	657200/3858	100%	0.649	-0.18	13.32	13.80	1.117	0.725	22.1
Left cheek	100	QPSK 135RB_138	659600/3894	100%	0.657	-0.17	13.56	13.80	1.057	0.694	22.1
Left cheek	100	QPSK 135RB_138	662000/3930	100%	0.664	-0.18	13.56	13.80	1.057	0.702	22.1
Left tilted	100	QPSK 135RB_138	650000/3750	100%	0.725	0.03	13.57	13.80	1.054	0.764	22.1
Left tilted	100	QPSK 135RB_138	652400/3786	100%	0.824	-0.01	12.69	13.80	1.291	1.064	22.1
Left tilted	100	QPSK 135RB_138	654800/3822	100%	0.793	-0.03	12.91	13.80	1.227	0.973	22.1
Left tilted	100	QPSK 135RB_138	657200/3858	100%	0.799	0.02	13.32	13.80	1.117	0.892	22.1
Left tilted	100	QPSK 135RB_138	659600/3894	100%	0.809	-0.03	13.56	13.80	1.057	0.855	22.1
Left tilted	100	QPSK 135RB_138	662000/3930	100%	0.818	-0.01	13.56	13.80	1.057	0.864	22.1
Right cheek	100	QPSK 135RB_138	650000/3750	100%	0.487	-0.14	13.57	13.80	1.054	0.513	22.1
Right cheek	100	QPSK 135RB_138	652400/3786	100%	0.499	-0.1	12.69	13.80	1.291	0.644	22.1
Right cheek	100	QPSK 135RB_138	654800/3822	100%	0.480	-0.11	12.91	13.80	1.227	0.589	22.1
Right cheek	100	QPSK 135RB_138	657200/3858	100%	0.481	-0.11	13.32	13.80	1.117	0.537	22.1
Right cheek	100	QPSK 135RB_138	659600/3894	100%	0.487	-0.08	13.56	13.80	1.057	0.515	22.1
Right cheek	100	QPSK 135RB_138	662000/3930	100%	0.493	-0.1	13.56	13.80	1.057	0.521	22.1
Right tilted	100	QPSK 135RB_138	650000/3750	100%	0.624	0.01	13.57	13.80	1.054	0.658	22.1
Right tilted	100	QPSK 135RB_138	652400/3786	100%	0.639	-0.12	12.69	13.80	1.291	0.825	22.1
Right tilted	100	QPSK 135RB_138	654800/3822	100%	0.615	-0.06	12.91	13.80	1.227	0.755	22.1
Right tilted	100	QPSK 135RB_138	657200/3858	100%	0.716	0	13.32	13.80	1.117	0.800	22.1
Right tilted	100	QPSK 135RB_138	659600/3894	100%	0.725	-0.01	13.56	13.80	1.057	0.766	22.1

Unless otherwise agreed in writing, this document is issued by the Company subject to its General Conditions of Service printed overleaf, available on request or accessible at http://www.sgs.com/en/Terms-and-Conditions.aspx and, for electronic format documents, subject to Terms and Conditions for Electronic Documents at http://www.sgs.com/en/Terms-and-Conditions/Terms-e-Document.aspx. Attention is drawn to the limitation of liability, indemnification and jurisdiction issues defined therein. Any holder of this document is advised that information contained hereon reflects the Company's findings at the time of its intervention only and within the limits of Client's instructions, if any. The Company's sole responsibility is to its Client and this document does not exonerate parties to a transaction from exercising all their rights and obligations under the transaction documents. This document cannot be reproduced except in full, without prior written approval of the Company. Any unauthorized alteration, forgery or falsification of the content or appearance of this document is unlawful and offenders may be prosecuted to the fullest extent of the law. Unless otherwise stated the results shown in this test report refer only to the sample(s) tested and such sample(s) are retained for 30 days only.
Attention: To check the authenticity of testing /inspection report & certificate, please contact us at telephone: (86-755) 8307 1443, or email: CN.Doccheck@sgs.com

Right tilted	100	QPSK 135RB_138	662000/3930	100%	0.733	0.01	13.56	13.80	1.057	0.775	22.1
Head Test data(Separate 100%RB)											
Left cheek	100	QPSK 270RB_0	650000/3750	100%	0.559	-0.15	13.44	13.80	1.086	0.607	22.1
Left tilted	100	QPSK 270RB_0	650000/3750	100%	0.723	0.02	13.44	13.80	1.086	0.785	22.1
Right cheek	100	QPSK 270RB_0	650000/3750	100%	0.479	-0.07	13.44	13.80	1.086	0.520	22.1
Right tilted	100	QPSK 270RB_0	650000/3750	100%	0.616	-0.07	13.44	13.80	1.086	0.669	22.1
Body Worn Test data(Separate 15mm 1RB)											
Front side	100	QPSK 1RB_137	650000/3750	100%	0.151	-0.16	23.50	23.80	1.072	0.162	22.1
Back side	100	QPSK 1RB_137	650000/3750	100%	0.182	-0.07	23.50	23.80	1.072	0.195	22.1
Body Worn Test data(Separate 15mm 50%RB)											
Front side	100	QPSK 135RB_69	650000/3750	100%	0.199	-0.09	23.10	23.80	1.175	0.234	22.1
Back side	100	QPSK 135RB_69	650000/3750	100%	0.216	0.13	23.10	23.80	1.175	0.254	22.1
Hotspot Test data(Separate 10mm 1RB)											
Front side	100	QPSK 1RB_1	650000/3750	100%	0.051	0.02	14.65	14.80	1.035	0.053	22.1
Back side	100	QPSK 1RB_1	650000/3750	100%	0.075	0.08	14.65	14.80	1.035	0.078	22.1
Left side	100	QPSK 1RB_1	650000/3750	100%	0.007	0.03	14.65	14.80	1.035	0.007	22.1
Top side	100	QPSK 1RB_1	650000/3750	100%	0.140	0.08	14.65	14.80	1.035	0.145	22.1
Hotspot Test data (Separate 10mm 50%RB)											
Front side	100	QPSK 135RB_138	650000/3750	100%	0.061	0.08	14.68	14.80	1.028	0.063	22.1
Back side	100	QPSK 135RB_138	650000/3750	100%	0.088	0.01	14.68	14.80	1.028	0.090	22.1
Left side	100	QPSK 135RB_138	650000/3750	100%	0.009	0.06	14.68	14.80	1.028	0.009	22.1
Top side	100	QPSK 135RB_138	650000/3750	100%	0.150	0.08	14.68	14.80	1.028	0.154	22.1
Test position	**BW.**	**Test mode**	**Test Ch./Freq.**	**Duty Cycle**	**SAR (W/kg)10-g**	**Power Drift(dB)**	**Conducted power(dBm)**	**Tune up Limit(dBm)**	**Scaled factor**	**Scaled SAR(W/kg)**	**Liquid Temp.**
Product Specific 10-g SAR(Separate 0mm 1RB) Sensor on											
Top side	100	QPSK 1RB_1	650000/3750	100%	0.415	0.08	14.65	14.80	1.035	0.430	22.1
Product Specific 10-g SAR(Separate 0mm 50RB) Sensor on											
Top side	100	QPSK 135RB_138	650000/3750	100%	0.519	0.09	14.68	14.80	1.028	0.534	22.1
Product Specific 10-g SAR(Separate 5mm 1RB) Sensor off											
Top side	100	QPSK 1RB_137	650000/3750	100%	0.719	0.02	23.50	23.80	1.072	0.770	22.1
Product Specific 10-g SAR(Separate 5mm 50RB) Sensor off											
Top side	100	QPSK 135RB_69	650000/3750	100%	1.320	-0.11	23.10	23.80	1.175	1.551	22.1
ANT11 Test Record											
Test position	**BW.**	**Test mode**	**Test Ch./Freq.**	**Duty Cycle**	**SAR (W/kg)1-g**	**Power Drift(dB)**	**Conducted power(dBm)**	**Tune up Limit(dBm)**	**Scaled factor**	**Scaled SAR(W/kg)**	**Liquid Temp.**
Head Test data(1RB)											
Left cheek	100	QPSK 1RB_137	657200/3858	100%	0.230	-0.02	22.20	23.00	1.202	0.277	22.1
Left tilted	100	QPSK 1RB_137	657200/3858	100%	0.240	0.16	22.20	23.00	1.202	0.289	22.1
Right cheek	100	QPSK 1RB_137	657200/3858	100%	0.506	0.09	22.20	23.00	1.202	0.608	22.1
Right cheek	100	QPSK 1RB_137	650000/3750	100%	0.695	0.13	22.11	23.00	1.227	0.853	22.1
Right cheek	100	QPSK 1RB_137	652400/3786	100%	0.711	0.09	21.78	23.00	1.324	0.942	22.1
Right cheek	100	QPSK 1RB_137	654800/3822	100%	0.675	0.09	22.00	23.00	1.259	0.850	22.1
Right cheek	100	QPSK 1RB_137	659600/3894	100%	0.509	0.12	21.98	23.00	1.265	0.644	22.1
Right cheek	100	QPSK 1RB_137	662000/3930	100%	0.513	-0.05	22.10	23.00	1.230	0.631	22.1
Right tilted	100	QPSK 1RB_137	657200/3858	100%	0.687	0.11	22.20	23.00	1.202	0.826	22.1
Right tilted	100	QPSK 1RB_137	650000/3750	100%	0.746	0.15	22.11	23.00	1.227	0.916	22.1
Right tilted	100	QPSK 1RB_137	652400/3786	100%	0.765	0.11	21.78	23.00	1.324	1.013	22.1
Right tilted	100	QPSK 1RB_137	654800/3822	100%	0.733	0.11	22.00	23.00	1.259	0.923	22.1
Right tilted	100	QPSK 1RB_137	659600/3894	100%	0.695	0.10	21.98	23.00	1.265	0.879	22.1
Right tilted	100	QPSK 1RB_137	662000/3930	100%	0.703	-0.07	22.10	23.00	1.230	0.865	22.1
Head Test data(50%RB)											
Left cheek	100	QPSK 135RB_138	662000/3930	100%	0.182	-0.16	22.82	23.00	1.042	0.190	22.1
Left tilted	100	QPSK 135RB_138	662000/3930	100%	0.230	-0.17	22.82	23.00	1.042	0.240	22.1

Unless otherwise agreed in writing, this document is issued by the Company subject to its General Conditions of Service printed overleaf, available on request or accessible at http://www.sgs.com/en/Terms-and-Conditions.aspx and, for electronic format documents, subject to Terms and Conditions for Electronic Documents at http://www.sgs.com/en/Terms-and-Conditions/Terms-e-Document.aspx. Attention is drawn to the limitation of liability, indemnification and jurisdiction issues defined therein. Any holder of this document is advised that information contained hereon reflects the Company's findings at the time of its intervention only and within the limits of Client's instructions, if any. The Company's sole responsibility is to its Client and this document does not exonerate parties to a transaction from exercising all their rights and obligations under the transaction documents. This document cannot be reproduced except in full, without prior written approval of the Company. Any unauthorized alteration, forgery or falsification of the content or appearance of this document is unlawful and offenders may be prosecuted to the fullest extent of the law. Unless otherwise stated the results shown in this test report refer only to the sample(s) tested and such sample(s) are retained for 30 days only.
Attention: To check the authenticity of testing /inspection report & certificate, please contact us at telephone: (86-755) 8307 1443, or email: CN.Doccheck@sgs.com

No.1 Workshop, M-10, Middle Section, Science & Technology Park, Shenzhen, China 518057 t (86-755) 26012053 f (86-755) 26710594 www.sgsgroup.com.cn
中国·深圳·科技园中区M-10栋一号厂房 邮编: 518057 t (86-755) 26012053 f (86-755) 26710594 sgs.china@sgs.com

Right cheek	100	QPSK 135RB_138	662000/3930	100%	0.508	0.19	22.82	23.00	1.042	0.529	22.1
Right cheek	100	QPSK 135RB_138	650000/3750	100%	0.697	0.09	22.77	23.00	1.054	0.735	22.1
Right cheek	100	QPSK 135RB_138	652400/3786	100%	0.711	0.08	22.53	23.00	1.114	0.792	22.1
Right cheek	100	QPSK 135RB_138	654800/3822	100%	0.675	0.09	22.56	23.00	1.107	0.747	22.1
Right cheek	100	QPSK 135RB_138	657200/3858	100%	0.506	0.14	22.81	23.00	1.045	0.529	22.1
Right cheek	100	QPSK 135RB_138	659600/3894	100%	0.509	0.11	22.78	23.00	1.052	0.535	22.1
Right tilted	100	QPSK 135RB_138	662000/3930	100%	0.760	0.14	22.82	23.00	1.042	0.792	22.1
Right tilted	100	QPSK 135RB_138	650000/3750	100%	0.599	-0.19	22.77	23.00	1.054	0.632	22.1
Right tilted	100	QPSK 135RB_138	652400/3786	100%	0.614	0.19	22.53	23.00	1.114	0.684	22.1
Right tilted	100	QPSK 135RB_138	654800/3822	100%	0.588	0.18	22.56	23.00	1.107	0.651	22.1
Right tilted	100	QPSK 135RB_138	657200/3858	100%	0.742	0.15	22.81	23.00	1.045	0.775	22.1
Right tilted	100	QPSK 135RB_138	659600/3894	100%	0.751	0.11	22.78	23.00	1.052	0.790	22.1
Head Test data(100%RB)											
Right cheek	100	QPSK 270RB_0	662000/3930	100%	0.689	0.09	22.78	23.00	1.052	0.725	22.1
Right tilted	100	QPSK 270RB_0	662000/3930	100%	0.760	0.11	22.78	23.00	1.052	0.799	22.1
Body Worn Test data(Separate 15mm 1RB)											
Front side	100	QPSK 1RB_137	657200/3858	100%	0.025	0.15	23.52	24.00	1.117	0.028	22.1
Back side	100	QPSK 1RB_137	657200/3858	100%	0.145	-0.11	23.52	24.00	1.117	0.162	22.1
Body Worn Test data(Separate 15mm 50%RB)											
Front side	100	QPSK 135RB_69	662000/3930	100%	0.028	0.08	23.50	24.00	1.122	0.031	22.1
Back side	100	QPSK 135RB_69	662000/3930	100%	0.163	-0.15	23.50	24.00	1.122	0.183	22.1
Hotspot Test data(Separate 10mm 1RB)											
Front side	100	QPSK 1RB_137	657200/3858	100%	0.016	0.01	16.25	16.50	1.059	0.017	22.1
Back side	100	QPSK 1RB_137	657200/3858	100%	0.176	0.09	16.25	16.50	1.059	0.186	22.1
Left side	100	QPSK 1RB_137	657200/3858	100%	0.008	-0.02	16.25	16.50	1.059	0.008	22.1
Top side	100	QPSK 1RB_137	657200/3858	100%	0.052	0.10	16.25	16.50	1.059	0.055	22.1
Hotspot Test data (Separate 10mm 50%RB)											
Front side	100	QPSK 135RB_138	662000/3930	100%	0.015	0.17	16.35	16.50	1.035	0.016	22.1
Back side	100	QPSK 135RB_138	662000/3930	100%	0.195	0.07	16.35	16.50	1.035	0.202	22.1
Left side	100	QPSK 135RB_138	662000/3930	100%	0.009	-0.17	16.35	16.50	1.035	0.009	22.1
Top side	100	QPSK 135RB_138	662000/3930	100%	0.061	-0.04	16.35	16.50	1.035	0.063	22.1
ANT12 Test Record											
Test position	**BW.**	**Test mode**	**Test Ch./Freq.**	**Duty Cycle**	**SAR (W/kg)1-g**	**Power Drift(dB)**	**Conducted power(dBm)**	**Tune up Limit(dBm)**	**Scaled factor**	**Scaled SAR(W/kg)**	**Liquid Temp.**
Head Test data(1RB)											
Left cheek	100	QPSK 1RB_137	662000/3930	100%	0.083	0.10	12.31	12.70	1.094	0.091	22.1
Left tilted	100	QPSK 1RB_137	662000/3930	100%	0.069	-0.16	12.31	12.70	1.094	0.075	22.1
Right cheek	100	QPSK 1RB_137	662000/3930	100%	0.774	0.13	12.31	12.70	1.094	0.847	22.1
Right cheek	100	QPSK 1RB_137	650000/3750	100%	0.737	0.09	11.22	12.70	1.406	1.036	22.1
Right cheek	100	QPSK 1RB_137	652400/3786	100%	0.757	-0.06	11.27	12.70	1.390	1.052	22.1
Right cheek	100	QPSK 1RB_137	654800/3822	100%	0.721	0.15	11.81	12.70	1.227	0.885	22.1
Right cheek	100	QPSK 1RB_137	657200/3858	100%	0.756	-0.06	12.29	12.70	1.099	0.831	22.1
Right cheek	100	QPSK 1RB_137	659600/3894	100%	0.765	0.03	12.30	12.70	1.096	0.839	22.1
Right tilted	100	QPSK 1RB_137	662000/3930	100%	0.213	0.18	12.31	12.70	1.094	0.233	22.1
Head Test data(50%RB)											
Left cheek	100	QPSK 135RB_138	662000/3930	100%	0.115	0.13	12.42	12.70	1.067	0.123	22.1
Left tilted	100	QPSK 135RB_138	662000/3930	100%	0.086	0.03	12.42	12.70	1.067	0.092	22.1
Right cheek	100	QPSK 135RB_138	662000/3930	100%	0.797	0.08	12.42	12.70	1.067	0.850	22.1
Right cheek	100	QPSK 135RB_138	650000/3750	100%	0.737	0.12	11.79	12.70	1.233	0.909	22.1
Right cheek	100	QPSK 135RB_138	652400/3786	100%	0.755	0.09	11.73	12.70	1.250	0.944	22.1
Right cheek	100	QPSK 135RB_138	654800/3822	100%	0.726	-0.02	12.22	12.70	1.117	0.811	22.1
Right cheek	100	QPSK 135RB_138	657200/3858	100%	0.779	-0.01	12.41	12.70	1.069	0.833	22.1
Right cheek	100	QPSK 135RB_138	659600/3894	100%	0.788	-0.08	12.24	12.70	1.112	0.876	22.1

Unless otherwise agreed in writing, this document is issued by the Company subject to its General Conditions of Service printed overleaf, available on request or accessible at http://www.sgs.com/en/Terms-and-Conditions.aspx and, for electronic format documents, subject to Terms and Conditions for Electronic Documents at http://www.sgs.com/en/Terms-and-Conditions/Terms-e-Document.aspx. Attention is drawn to the limitation of liability, indemnification and jurisdiction issues defined therein. Any holder of this document is advised that information contained hereon reflects the Company's findings at the time of its intervention only and within the limits of Client's instructions, if any. The Company's sole responsibility is to its Client and this document does not exonerate parties to a transaction from exercising all their rights and obligations under the transaction documents. This document cannot be reproduced except in full, without prior written approval of the Company. Any unauthorized alteration, forgery or falsification of the content or appearance of this document is unlawful and offenders may be prosecuted to the fullest extent of the law. Unless otherwise stated the results shown in this test report refer only to the sample(s) tested and such sample(s) are retained for 30 days only.
Attention: To check the authenticity of testing /inspection report & certificate, please contact us at telephone: (86-755) 8307 1443, or email: CN.Doccheck@sgs.com

SGS-CSTC Standards Technical Services Co., Ltd. Shenzhen Branch
No.1 Workshop, M-10, Middle Section, Science & Technology Park, Shenzhen, China 518057 t (86-755) 26012053 f (86-755) 26710594 www.sgsgroup.com.cn
中国·深圳·科技园中区M-10栋一号厂房 邮编: 518057 t (86-755) 26012053 f (86-755) 26710594 sgs.china@sgs.com

Right tilted	100	QPSK 135RB_138	662000/3930	100%	0.207	0.15	12.42	12.70	1.067	0.221	22.1
Head Test data(Separate 100%RB)											
Right cheek	100	QPSK 270RB_0	662000/3930	100%	0.773	0.02	12.15	12.70	1.135	0.877	22.1
Body Worn Test data(Separate 15mm 1RB)											
Front side	100	QPSK 1RB_137	662000/3930	100%	0.286	0.10	23.43	24.70	1.340	0.383	22.1
Back side	100	QPSK 1RB_137	662000/3930	100%	0.437	0.07	23.43	24.70	1.340	0.585	22.1
Back side	100	QPSK 1RB_137	650000/3750	100%	0.486	-0.15	23.01	24.70	1.476	0.717	22.1
Back side	100	QPSK 1RB_137	652400/3786	100%	0.441	0.09	23.02	24.70	1.472	0.649	22.1
Back side	100	QPSK 1RB_137	654800/3822	100%	0.534	-0.18	23.03	24.70	1.469	0.784	22.1
Back side	100	QPSK 1RB_137	657200/3858	100%	0.512	0.15	22.99	24.70	1.483	0.759	22.1
Back side	100	QPSK 1RB_137	659600/3894	100%	0.427	0.03	22.94	24.70	1.500	0.640	22.1
Body Worn Test data(Separate 15mm 50%RB)											
Front side	100	QPSK 135RB_69	662000/3930	100%	0.325	0.08	23.84	24.70	1.219	0.396	22.1
Back side	100	QPSK 135RB_69	662000/3930	100%	0.447	0.06	23.84	24.70	1.219	0.545	22.1
Back side	100	QPSK 135RB_69	650000/3750	100%	0.489	0.10	23.02	24.70	1.472	0.720	22.1
Back side	100	QPSK 135RB_69	652400/3786	100%	0.440	-0.15	22.80	24.70	1.549	0.681	22.1
Back side	100	QPSK 135RB_69	654800/3822	100%	0.518	0.07	23.17	24.70	1.422	0.737	22.1
Back side	100	QPSK 135RB_69	657200/3858	100%	0.527	0.09	23.11	24.70	1.442	0.760	22.1
Back side	100	QPSK 135RB_69	659600/3894	100%	0.441	0.09	23.12	24.70	1.439	0.635	22.1
Body Worn Test data(Separate 15mm 100%RB)											
Back side	100	QPSK 270RB_0	662000/3930	100%	0.519	-0.05	23.09	24.70	1.449	0.752	22.1
Hotspot Test data(Separate 10mm 1RB)											
Front side	100	QPSK 1RB_137	662000/3930	100%	0.066	0.12	12.31	12.70	1.094	0.072	22.1
Back side	100	QPSK 1RB_137	662000/3930	100%	0.082	-0.19	12.31	12.70	1.094	0.090	22.1
Left side	100	QPSK 1RB_137	662000/3930	100%	0.149	-0.07	12.31	12.70	1.094	0.163	22.1
Top side	100	QPSK 1RB_137	662000/3930	100%	0.049	0.08	12.31	12.70	1.094	0.054	22.1
Hotspot Test data (Separate 10mm 50%RB)											
Front side	100	QPSK 135RB_138	662000/3930	100%	0.067	0.02	12.42	12.70	1.067	0.071	22.1
Back side	100	QPSK 135RB_138	662000/3930	100%	0.091	-0.18	12.42	12.70	1.067	0.097	22.1
Left side	100	QPSK 135RB_138	662000/3930	100%	0.143	-0.04	12.42	12.70	1.067	0.153	22.1
Top side	100	QPSK 135RB_138	662000/3930	100%	0.052	0.18	12.42	12.70	1.067	0.055	22.1
Test position	**BW.**	**Test mode**	**Test Ch./Freq.**	**Duty Cycle**	**SAR (W/kg)10-g**	**Power Drift(dB)**	**Conducted power(dBm)**	**Tune up Limit(dBm)**	**Scaled factor**	**Scaled SAR(W/kg)**	**Liquid Temp.**
Product Specific 10-g SAR(Separate 0mm 1RB) Sensor on											
Front side	100	QPSK 1RB_137	662000/3930	100%	0.711	0.03	16.22	16.70	1.117	0.794	22.1
Back side	100	QPSK 1RB_137	662000/3930	100%	0.597	0.01	16.22	16.70	1.117	0.667	22.1
Left side	100	QPSK 1RB_137	662000/3930	100%	1.200	0.04	16.22	16.70	1.117	1.340	22.1
Product Specific 10-g SAR(Separate 0mm 50RB) Sensor on											
Front side	100	QPSK 135RB_138	662000/3930	100%	0.694	0.03	16.43	16.70	1.064	0.739	22.1
Back side	100	QPSK 135RB_138	662000/3930	100%	0.583	0.04	16.43	16.70	1.064	0.620	22.1
Left side	100	QPSK 135RB_138	662000/3930	100%	1.170	0.05	16.43	16.70	1.064	1.245	22.1
Product Specific 10-g SAR(Separate 5mm 1RB) Sensor off											
Front side	100	QPSK 1RB_137	662000/3930	100%	0.849	0.03	23.43	24.70	1.340	1.137	22.1
Back side	100	QPSK 1RB_137	662000/3930	100%	1.040	-0.02	23.43	24.70	1.340	1.393	22.1
Left side	100	QPSK 1RB_137	662000/3930	100%	1.400	-0.12	23.43	24.70	1.340	1.876	22.1
Product Specific 10-g SAR(Separate 5mm 50RB) Sensor off											
Front side	100	QPSK 135RB_69	662000/3930	100%	0.843	0.18	23.84	24.70	1.219	1.028	22.1
Back side	100	QPSK 135RB_69	662000/3930	100%	1.030	0.09	23.84	24.70	1.219	1.256	22.1
Left side	100	QPSK 135RB_69	662000/3930	100%	1.390	-0.17	23.84	24.70	1.219	1.694	22.1
ANT13 Test Record											
Test position	**BW.**	**Test mode**	**Test Ch./Freq.**	**Duty Cycle**	**SAR (W/kg)1-g**	**Power Drift(dB)**	**Conducted power(dBm)**	**Tune up Limit(dBm)**	**Scaled factor**	**Scaled SAR(W/kg)**	**Liquid Temp.**
Head Test data(1RB)											

Unless otherwise agreed in writing, this document is issued by the Company subject to its General Conditions of Service printed overleaf, available on request or accessible at http://www.sgs.com/en/Terms-and-Conditions.aspx and, for electronic format documents, subject to Terms and Conditions for Electronic Documents at http://www.sgs.com/en/Terms-and-Conditions/Terms-e-Document.aspx. Attention is drawn to the limitation of liability, indemnification and jurisdiction issues defined therein. Any holder of this document is advised that information contained hereon reflects the Company's findings at the time of its intervention only and within the limits of Client's instructions, if any. The Company's sole responsibility is to its Client and this document does not exonerate parties to a transaction from exercising all their rights and obligations under the transaction documents. This document cannot be reproduced except in full, without prior written approval of the Company. Any unauthorized alteration, forgery or falsification of the content or appearance of this document is unlawful and offenders may be prosecuted to the fullest extent of the law. Unless otherwise stated the results shown in this test report refer only to the sample(s) tested and such sample(s) are retained for 30 days only.
Attention: To check the authenticity of testing /inspection report & certificate, please contact us at telephone: (86-755) 8307 1443, or email: CN.Doccheck@sgs.com
SGS-CSTC Standards Technical Services Co., Ltd. Shenzhen Branch
No.1 Workshop, M-10, Middle Section, Science & Technology Park, Shenzhen, China 518057 t (86-755) 26012053 f (86-755) 26710594 www.sgsgroup.com.cn
中国·深圳·科技园中区M-10栋一号厂房 邮编: 518057 t (86-755) 26012053 f (86-755) 26710594 sgs.china@sgs.com
Member of the SGS Group (SGS SA)

Left cheek	100	QPSK 1RB_137	654800/3822	100%	0.253	0.18	14.70	15.50	1.202	0.304	22.1
Left tilted	100	QPSK 1RB_137	654800/3822	100%	0.276	0.13	14.70	15.50	1.202	0.332	22.1
Right cheek	100	QPSK 1RB_137	654800/3822	100%	0.414	0.12	14.70	15.50	1.202	0.498	22.1
Right cheek	100	QPSK 1RB_137	650000/3750	100%	0.635	0.03	14.21	15.50	1.346	0.855	22.1
Right cheek	100	QPSK 1RB_137	652400/3786	100%	0.608	0.18	14.33	15.50	1.309	0.796	22.1
Right cheek	100	QPSK 1RB_137	657200/3858	100%	0.541	0.10	14.59	15.50	1.233	0.667	22.1
Right cheek	100	QPSK 1RB_137	659600/3894	100%	0.407	0.15	14.56	15.50	1.242	0.505	22.1
Right cheek	100	QPSK 1RB_137	662000/3930	100%	0.464	0.15	14.04	15.50	1.400	0.649	22.1
Right tilted	100	QPSK 1RB_137	654800/3822	100%	0.574	0.13	14.70	15.50	1.202	0.690	22.1
Right tilted	100	QPSK 1RB_137	650000/3750	100%	0.749	0.17	14.21	15.50	1.346	1.008	22.1
Right tilted	100	QPSK 1RB_137	652400/3786	100%	0.746	0.16	14.33	15.50	1.309	0.977	22.1
Right tilted	100	QPSK 1RB_137	657200/3858	100%	0.590	0.13	14.59	15.50	1.233	0.728	22.1
Right tilted	100	QPSK 1RB_137	659600/3894	100%	0.580	0.06	14.56	15.50	1.242	0.720	22.1
Right tilted	100	QPSK 1RB_137	662000/3930	100%	0.540	0.16	14.04	15.50	1.400	0.756	22.1
Head Test data(50%RB)											
Left cheek	100	QPSK 135RB_138	654800/3822	100%	0.252	0.2	15.26	15.50	1.057	0.266	22.1
Left tilted	100	QPSK 135RB_138	654800/3822	100%	0.245	0.18	15.26	15.50	1.057	0.259	22.1
Right cheek	100	QPSK 135RB_138	654800/3822	100%	0.480	0.09	15.26	15.50	1.057	0.507	22.1
Right cheek	100	QPSK 135RB_138	650000/3750	100%	0.612	0.1	14.85	15.50	1.161	0.711	22.1
Right cheek	100	QPSK 135RB_138	652400/3786	100%	0.519	0.17	14.95	15.50	1.135	0.589	22.1
Right cheek	100	QPSK 135RB_138	657200/3858	100%	0.543	0.02	15.25	15.50	1.059	0.575	22.1
Right cheek	100	QPSK 135RB_138	659600/3894	100%	0.630	0.03	15.25	15.50	1.059	0.667	22.1
Right cheek	100	QPSK 135RB_138	662000/3930	100%	0.585	0.12	14.66	15.50	1.213	0.710	22.1
Right tilted	100	QPSK 135RB_138	654800/3822	100%	0.632	0.19	15.26	15.50	1.057	0.668	22.1
Right tilted	100	QPSK 135RB_138	650000/3750	100%	0.623	0.11	14.85	15.50	1.161	0.724	22.1
Right tilted	100	QPSK 135RB_138	652400/3786	100%	0.659	0.17	14.95	15.50	1.135	0.748	22.1
Right tilted	100	QPSK 135RB_138	657200/3858	100%	0.619	0.16	15.25	15.50	1.059	0.656	22.1
Right tilted	100	QPSK 135RB_138	659600/3894	100%	0.632	0.19	15.25	15.50	1.059	0.669	22.1
Right tilted	100	QPSK 135RB_138	662000/3930	100%	0.636	0.17	14.66	15.50	1.213	0.772	22.1
Head Test data(Separate 100%RB)											
Right cheek	100	QPSK 270RB_0	650000/3750	100%	0.698	0.14	15.01	15.50	1.118	0.781	22.1
Right tilted	100	QPSK 270RB_0	650000/3750	100%	0.618	0.11	15.01	15.50	1.118	0.691	22.1
Body Worn Test data(Separate 15mm 1RB)											
Front side	100	QPSK 1RB_137	654800/3822	100%	0.311	0.16	21.42	22.50	1.282	0.399	22.1
Back side	100	QPSK 1RB_137	654800/3822	100%	0.521	0.15	21.42	22.50	1.282	0.668	22.1
Back side	100	QPSK 1RB_137	650000/3750	100%	0.579	-0.15	20.99	22.50	1.416	0.820	22.1
Back side	100	QPSK 1RB_137	652400/3786	100%	0.539	0.15	21.20	22.50	1.349	0.727	22.1
Back side	100	QPSK 1RB_137	657200/3858	100%	0.508	0.03	21.23	22.50	1.340	0.681	22.1
Back side	100	QPSK 1RB_137	659600/3894	100%	0.442	0.09	21.17	22.50	1.358	0.600	22.1
Back side	100	QPSK 1RB_137	662000/3930	100%	0.419	-0.02	21.13	22.50	1.371	0.574	22.1
Body Worn Test data(Separate 15mm 50%RB)											
Front side	100	QPSK 135RB_138	654800/3822	100%	0.282	-0.14	22.15	22.50	1.084	0.306	22.1
Back side	100	QPSK 135RB_138	654800/3822	100%	0.521	-0.06	22.15	22.50	1.084	0.565	22.1
Back side	100	QPSK 135RB_138	650000/3750	100%	0.543	0.18	21.85	22.50	1.161	0.631	22.1
Back side	100	QPSK 135RB_138	652400/3786	100%	0.469	-0.01	21.85	22.50	1.161	0.545	22.1
Back side	100	QPSK 135RB_138	657200/3858	100%	0.490	0.00	21.85	22.50	1.161	0.569	22.1
Back side	100	QPSK 135RB_138	659600/3894	100%	0.507	0.00	21.76	22.50	1.186	0.601	22.1
Back side	100	QPSK 135RB_138	662000/3930	100%	0.448	0.09	21.59	22.50	1.233	0.552	22.1
Body Worn Test data(Separate 15mm 100%RB)											
Back side	100	QPSK 270RB_0	650000/3750	100%	0.656	0.06	21.66	22.50	1.213	0.796	22.1
Hotspot Test data(Separate 10mm 1RB)											
Front side	100	QPSK 1RB_137	654800/3822	100%	0.069	0.06	14.70	15.50	1.202	0.083	22.1

Unless otherwise agreed in writing, this document is issued by the Company subject to its General Conditions of Service printed overleaf, available on request or accessible at http://www.sgs.com/en/Terms-and-Conditions.aspx and, for electronic format documents, subject to Terms and Conditions for Electronic Documents at http://www.sgs.com/en/Terms-and-Conditions/Terms-e-Document.aspx. Attention is drawn to the limitation of liability, indemnification and jurisdiction issues defined therein. Any holder of this document is advised that information contained hereon reflects the Company's findings at the time of its intervention only and within the limits of Client's instructions, if any. The Company's sole responsibility is to its Client and this document does not exonerate parties to a transaction from exercising all their rights and obligations under the transaction documents. This document cannot be reproduced except in full, without prior written approval of the Company. Any unauthorized alteration, forgery or falsification of the content or appearance of this document is unlawful and offenders may be prosecuted to the fullest extent of the law. Unless otherwise stated the results shown in this test report refer only to the sample(s) tested and such sample(s) are retained for 30 days only.
Attention: To check the authenticity of testing /inspection report & certificate, please contact us at telephone: (86-755) 8307 1443, or email: CN.Doccheck@sgs.com

Back side	100	QPSK 1RB_137	654800/3822	100%	0.173	-0.09	14.70	15.50	1.202	0.208	22.1
Left side	100	QPSK 1RB_137	654800/3822	100%	0.045	0.04	14.70	15.50	1.202	0.054	22.1
Top side	100	QPSK 1RB_137	654800/3822	100%	0.261	-0.16	14.70	15.50	1.202	0.314	22.1
Hotspot Test data (Separate 10mm 50%RB)											
Front side	100	QPSK 135RB_138	654800/3822	100%	0.100	0.08	15.26	15.50	1.057	0.106	22.1
Back side	100	QPSK 135RB_138	654800/3822	100%	0.151	0.04	15.26	15.50	1.057	0.160	22.1
Left side	100	QPSK 135RB_138	654800/3822	100%	0.061	0.03	15.26	15.50	1.057	0.064	22.1
Top side	100	QPSK 135RB_138	654800/3822	100%	0.246	0.07	15.26	15.50	1.057	0.260	22.1
Test position	**BW.**	**Test mode**	**Test Ch./Freq.**	**Duty Cycle**	**SAR (W/kg)10-g**	**Power Drift(dB)**	**Conducted power(dBm)**	**Tune up Limit(dBm)**	**Scaled factor**	**Scaled SAR(W/kg)**	**Liquid Temp.**
Product Specific 10-g SAR(Separate 0mm 1RB) Sensor on											
Back side	100	QPSK 1RB_137	654800/3822	100%	0.991	0.03	16.65	17.50	1.216	1.205	22.1
Top side	100	QPSK 1RB_137	654800/3822	100%	1.160	0.03	16.65	17.50	1.216	1.411	22.1
Product Specific 10-g SAR(Separate 0mm 50RB) Sensor on											
Back side	100	QPSK 135RB_138	654800/3822	100%	0.997	0.05	17.25	17.50	1.059	1.056	22.1
Top side	100	QPSK 135RB_138	654800/3822	100%	1.170	0.03	17.25	17.50	1.059	1.239	22.1
Product Specific 10-g SAR(Separate 5mm 1RB) Sensor off											
Back side	100	QPSK 1RB_137	654800/3822	100%	1.240	0.09	21.42	22.50	1.282	1.590	22.1
Top side	100	QPSK 1RB_137	654800/3822	100%	1.260	0.13	21.42	22.50	1.282	1.616	22.1
Product Specific 10-g SAR(Separate 5mm 50RB) Sensor off											
Back side	100	QPSK 135RB_138	654800/3822	100%	1.170	-0.09	22.15	22.50	1.084	1.268	22.1
Top side	100	QPSK 135RB_138	654800/3822	100%	1.250	-0.07	22.15	22.50	1.084	1.355	22.1

Table 33：SAR of NR Band n77

Test Position	Channel/ Frequency (MHz)	Measured SAR (1g)	1st Repeated SAR (1g)	Ratio	2nd Repeated SAR (1g)	3rd Repeated SAR (1g)
Right tilted	633334/3500	0.882	0.869	1.015	N/A	N/A
Note: 1) When the original highest measured SAR is ≥ 0.80 W/kg, the measurement was repeated once.						
2) A second repeated measurement was performed only if the ratio of largest to smallest SAR for the original and first repeated measurements was > 1.20 or when the original or repeated measurement was ≥ 1.45 W/kg (~ 10% from the 1-g SAR limit).						
3) A third repeated measurement was performed only if the original, first or second repeated measurement was ≥ 1.5 W/kg and the ratio of largest to smallest SAR for the original, first and second repeated measurements is > 1.20.						
4) Repeated measurements are not required when the original highest measured SAR is < 0.80 W/kg						

Unless otherwise agreed in writing, this document is issued by the Company subject to its General Conditions of Service printed overleaf, available on request or accessible at http://www.sgs.com/en/Terms-and-Conditions.aspx and, for electronic format documents, subject to Terms and Conditions for Electronic Documents at http://www.sgs.com/en/Terms-and-Conditions/Terms-e-Document.aspx. Attention is drawn to the limitation of liability, indemnification and jurisdiction issues defined therein. Any holder of this document is advised that information contained hereon reflects the Company's findings at the time of its intervention only and within the limits of Client's instructions, if any. The Company's sole responsibility is to its Client and this document does not exonerate parties to a transaction from exercising all their rights and obligations under the transaction documents. This document cannot be reproduced except in full, without prior written approval of the Company. Any unauthorized alteration, forgery or falsification of the content or appearance of this document is unlawful and offenders may be prosecuted to the fullest extent of the law. Unless otherwise stated the results shown in this test report refer only to the sample(s) tested and such sample(s) are retained for 30 days only.
Attention: To check the authenticity of testing /inspection report & certificate, please contact us at telephone: (86-755) 8307 1443, or email: CN.Doccheck@sgs.com
No.1 Workshop, M-10, Middle Section, Science & Technology Park, Shenzhen, China 518057 t (86-755) 26012053 f (86-755) 26710594 www.sgsgroup.com.cn
中国·深圳·科技园中区M-10栋一号厂房 邮编: 518057 t (86-755) 26012053 f (86-755) 26710594 sgs.china@sgs.com
Member of the SGS Group (SGS SA)

8.3.24 SAR Result of NR Band n78

ANT6 Test Record											
Test position	BW.	Test mode	Test Ch./Freq.	Duty Cycle	SAR (W/kg)1-g	Power Drift(dB)	Conducted power(dBm)	Tune up Limit(dBm)	Scaled factor	Scaled SAR(W/kg)	Liquid Temp.
Head Test data(1RB)											
Left cheek	100	QPSK 1RB_1	633334/3500	100%	0.190	0.03	12.36	13.30	1.242	0.236	22.1
Left tilted	100	QPSK 1RB_1	633334/3500	100%	0.439	-0.04	12.36	13.30	1.242	0.545	22.1
Right cheek	100	QPSK 1RB_1	633334/3500	100%	0.157	-0.15	12.36	13.30	1.242	0.195	22.1
Right tilted	100	QPSK 1RB_1	633334/3500	100%	0.195	0.09	12.36	13.30	1.242	0.242	22.1
Head Test data(50%RB)											
Left cheek	100	QPSK 135RB_138	633334/3500	100%	0.215	-0.10	12.48	13.30	1.208	0.260	22.1
Left tilted	100	QPSK 135RB_138	633334/3500	100%	0.410	0.02	12.48	13.30	1.208	0.495	22.1
Right cheek	100	QPSK 135RB_138	633334/3500	100%	0.197	0.08	12.48	13.30	1.208	0.238	22.1
Right tilted	100	QPSK 135RB_138	633334/3500	100%	0.260	0.05	12.48	13.30	1.208	0.314	22.1
Body Worn Test data(Separate 15mm 1RB)											
Front side	100	QPSK 1RB_1	633334/3500	100%	0.252	0.16	22.42	23.30	1.225	0.309	22.1
Back side	100	QPSK 1RB_1	633334/3500	100%	0.419	0.03	22.42	23.30	1.225	0.513	22.1
Body Worn Test data(Separate 15mm 50%RB)											
Front side	100	QPSK 135RB_138	633334/3500	100%	0.243	0.08	22.54	23.30	1.191	0.289	22.1
Back side	100	QPSK 135RB_138	633334/3500	100%	0.405	-0.03	22.54	23.30	1.191	0.482	22.1
Hotspot Test data(Separate 10mm 1RB)											
Front side	100	QPSK 1RB_1	633334/3500	100%	0.039	0.03	12.36	13.30	1.242	0.048	22.1
Back side	100	QPSK 1RB_1	633334/3500	100%	0.039	0.00	12.36	13.30	1.242	0.048	22.1
Left side	100	QPSK 1RB_1	633334/3500	100%	0.002	0.03	12.36	13.30	1.242	0.002	22.1
Top side	100	QPSK 1RB_1	633334/3500	100%	0.102	0.07	12.36	13.30	1.242	0.127	22.1
Hotspot Test data (Separate 10mm 50%RB)											
Front side	100	QPSK 135RB_138	633334/3500	100%	0.043	0.07	12.48	13.30	1.208	0.051	22.1
Back side	100	QPSK 135RB_138	633334/3500	100%	0.058	0.09	12.48	13.30	1.208	0.071	22.1
Left side	100	QPSK 135RB_138	633334/3500	100%	0.004	0.07	12.48	13.30	1.208	0.005	22.1
Top side	100	QPSK 135RB_138	633334/3500	100%	0.129	-0.02	12.48	13.30	1.208	0.156	22.1
ANT11 Test Record											
Test position	BW.	Test mode	Test Ch./Freq.	Duty Cycle	SAR (W/kg)1-g	Power Drift(dB)	Conducted power(dBm)	Tune up Limit(dBm)	Scaled factor	Scaled SAR(W/kg)	Liquid Temp.
Head Test data(1RB)											
Left cheek	100	QPSK 1RB_1	633334/3500	100%	0.205	0.03	17.00	17.50	1.122	0.230	22.1
Left tilted	100	QPSK 1RB_1	633334/3500	100%	0.238	0.04	17.00	17.50	1.122	0.267	22.1
Right cheek	100	QPSK 1RB_1	633334/3500	100%	0.352	0.05	17.00	17.50	1.122	0.395	22.1
Right tilted	100	QPSK 1RB_1	633334/3500	100%	0.391	0.09	17.00	17.50	1.122	0.439	22.1
Head Test data(50%RB)											
Left cheek	100	QPSK 135RB_138	633334/3500	100%	0.204	0.03	17.36	17.50	1.033	0.211	22.1
Left tilted	100	QPSK 135RB_138	633334/3500	100%	0.242	0.07	17.36	17.50	1.033	0.250	22.1
Right cheek	100	QPSK 135RB_138	633334/3500	100%	0.284	-0.09	17.36	17.50	1.033	0.293	22.1
Right tilted	100	QPSK 135RB_138	633334/3500	100%	0.352	0.04	17.36	17.50	1.033	0.364	22.1
Body Worn Test data(Separate 15mm 1RB)											
Front side	100	QPSK 1RB_1	633334/3500	100%	0.066	-0.14	20.95	21.50	1.135	0.075	22.1
Back side	100	QPSK 1RB_1	633334/3500	100%	0.452	0.12	20.95	21.50	1.135	0.513	22.1
Body Worn Test data(Separate 15mm 50%RB)											
Front side	100	QPSK 135RB_138	633334/3500	100%	0.064	-0.02	21.36	21.50	1.033	0.066	22.1
Back side	100	QPSK 135RB_138	633334/3500	100%	0.436	-0.11	21.36	21.50	1.033	0.450	22.1
Hotspot Test data(Separate 10mm 1RB)											
Front side	100	QPSK 1RB_1	633334/3500	100%	0.185	-0.07	15.01	15.50	1.119	0.207	22.1
Back side	100	QPSK 1RB_1	633334/3500	100%	0.459	0.06	15.01	15.50	1.119	0.514	22.1

Unless otherwise agreed in writing, this document is issued by the Company subject to its General Conditions of Service printed overleaf, available on request or accessible at http://www.sgs.com/en/Terms-and-Conditions.aspx and, for electronic format documents, subject to Terms and Conditions for Electronic Documents at http://www.sgs.com/en/Terms-and-Conditions/Terms-e-Document.aspx. Attention is drawn to the limitation of liability, indemnification and jurisdiction issues defined therein. Any holder of this document is advised that information contained hereon reflects the Company's findings at the time of its intervention only and within the limits of Client's instructions, if any. The Company's sole responsibility is to its Client and this document does not exonerate parties to a transaction from exercising all their rights and obligations under the transaction documents. This document cannot be reproduced except in full, without prior written approval of the Company. Any unauthorized alteration, forgery or falsification of the content or appearance of this document is unlawful and offenders may be prosecuted to the fullest extent of the law. Unless otherwise stated the results shown in this test report refer only to the sample(s) tested and such sample(s) are retained for 30 days only.
Attention: To check the authenticity of testing /inspection report & certificate, please contact us at telephone: (86-755) 8307 1443, or email: CN.Doccheck@sgs.com
SGS-CSTC Standards Technical Services Co., Ltd. Shenzhen Branch
No.1 Workshop, M-10, Middle Section, Science & Technology Park, Shenzhen, China 518057 t (86-755) 26012053 f (86-755) 26710594 www.sgsgroup.com.cn
中国·深圳·科技园中区M-10栋一号厂房 邮编: 518057 t (86-755) 26012053 f (86-755) 26710594 sgs.china@sgs.com
Member of the SGS Group (SGS SA)

Left side	100	QPSK 1RB_1	633334/3500	100%	0.012	0.03	15.01	15.50	1.119	0.013	22.1
Top side	100	QPSK 1RB_1	633334/3500	100%	0.120	0.06	15.01	15.50	1.119	0.134	22.1
Hotspot Test data (Separate 10mm 50%RB)											
Front side	100	QPSK 135RB_138	633334/3500	100%	0.165	0.05	15.26	15.50	1.057	0.174	22.1
Back side	100	QPSK 135RB_138	633334/3500	100%	0.412	0.00	15.26	15.50	1.057	0.435	22.1
Left side	100	QPSK 135RB_138	633334/3500	100%	0.011	0.06	15.26	15.50	1.057	0.012	22.1
Top side	100	QPSK 135RB_138	633334/3500	100%	0.130	0.05	15.26	15.50	1.057	0.137	22.1
ANT12 Test Record											
Test position	**BW.**	**QPSK 135RB_69**	**Test Ch./Freq.**	**Duty Cycle**	**SAR (W/kg)1-g**	**Power Drift(dB)**	**Conducted power(dBm)**	**Tune up Limit(dBm)**	**Scaled factor**	**Scaled SAR(W/kg)**	**Liquid Temp.**
Head Test data(1RB)											
Left cheek	100	QPSK 1RB_137	633334/3500	100%	0.140	-0.02	13.02	13.20	1.042	0.146	22.1
Left tilted	100	QPSK 1RB_137	633334/3500	100%	0.069	0.13	13.02	13.20	1.042	0.072	22.1
Right cheek	100	QPSK 1RB_137	633334/3500	100%	0.522	0.04	13.02	13.20	1.042	0.544	22.1
Right tilted	100	QPSK 1RB_137	633334/3500	100%	0.164	0.03	13.02	13.20	1.042	0.171	22.1
Head Test data(50%RB)											
Left cheek	100	QPSK 135RB_138	633334/3500	100%	0.135	0.00	13.09	13.20	1.026	0.138	22.1
Left tilted	100	QPSK 135RB_138	633334/3500	100%	0.066	-0.07	13.09	13.20	1.026	0.067	22.1
Right cheek	100	QPSK 135RB_138	633334/3500	100%	0.504	0.03	13.09	13.20	1.026	0.517	22.1
Right tilted	100	QPSK 135RB_138	633334/3500	100%	0.159	-0.18	13.09	13.20	1.026	0.163	22.1
Body Worn Test data(Separate 15mm 1RB)											
Front side	100	QPSK 1RB_137	633334/3500	100%	0.098	0.01	21.41	22.20	1.199	0.118	22.1
Back side	100	QPSK 1RB_137	633334/3500	100%	0.417	0.12	21.41	22.20	1.199	0.500	22.1
Body Worn Test data(Separate 15mm 50%RB)											
Front side	100	QPSK 135RB_138	633334/3500	100%	0.089	0.07	22.01	22.20	1.045	0.093	22.1
Back side	100	QPSK 135RB_138	633334/3500	100%	0.236	0.08	22.01	22.20	1.045	0.247	22.1
Hotspot Test data(Separate 10mm 1RB)											
Front side	100	QPSK 1RB_137	633334/3500	100%	0.045	0.04	13.02	13.20	1.042	0.047	22.1
Back side	100	QPSK 1RB_137	633334/3500	100%	0.097	-0.02	13.02	13.20	1.042	0.101	22.1
Right side	100	QPSK 1RB_137	633334/3500	100%	0.097	-0.03	13.02	13.20	1.042	0.101	22.1
Top side	100	QPSK 1RB_137	633334/3500	100%	0.037	0.00	13.02	13.20	1.042	0.039	22.1
Hotspot Test data (Separate 10mm 50%RB)											
Front side	100	QPSK 135RB_138	633334/3500	100%	0.044	0.08	13.09	13.20	1.026	0.045	22.1
Back side	100	QPSK 135RB_138	633334/3500	100%	0.045	-0.20	13.09	13.20	1.026	0.046	22.1
Right side	100	QPSK 135RB_138	633334/3500	100%	0.093	-0.06	13.09	13.20	1.026	0.096	22.1
Top side	100	QPSK 135RB_138	633334/3500	100%	0.036	0.03	13.09	13.20	1.026	0.037	22.1
ANT13 Test Record											
Test position	**BW.**	**QPSK 135RB_138**	**Test Ch./Freq.**	**Duty Cycle**	**SAR (W/kg)1-g**	**Power Drift(dB)**	**Conducted power(dBm)**	**Tune up Limit(dBm)**	**Scaled factor**	**Scaled SAR(W/kg)**	**Liquid Temp.**
Head Test data(1RB)											
Left cheek	100	QPSK 1RB_137	633334/3500	100%	0.201	0.01	12.01	13.00	1.256	0.252	22.1
Left tilted	100	QPSK 1RB_137	633334/3500	100%	0.251	0.07	12.01	13.00	1.256	0.315	22.1
Right cheek	100	QPSK 1RB_137	633334/3500	100%	0.341	-0.01	12.01	13.00	1.256	0.428	22.1
Right tilted	100	QPSK 1RB_137	633334/3500	100%	0.377	0.05	12.01	13.00	1.256	0.474	22.1
Head Test data(50%RB)											
Left cheek	100	QPSK 135RB_138	633334/3500	100%	0.201	0.06	12.76	13.00	1.057	0.212	22.1
Left tilted	100	QPSK 135RB_138	633334/3500	100%	0.223	0.06	12.76	13.00	1.057	0.236	22.1
Right cheek	100	QPSK 135RB_138	633334/3500	100%	0.361	0.06	12.76	13.00	1.057	0.382	22.1
Right tilted	100	QPSK 135RB_138	633334/3500	100%	0.421	0.08	12.76	13.00	1.057	0.445	22.1
Body Worn Test data(Separate 15mm 1RB)											
Front side	100	QPSK 1RB_137	633334/3500	100%	0.099	0.07	19.76	21.00	1.330	0.132	22.1
Back side	100	QPSK 1RB_137	633334/3500	100%	0.372	0.11	19.76	21.00	1.330	0.495	22.1
Body Worn Test data(Separate 15mm 50%RB)											

Unless otherwise agreed in writing, this document is issued by the Company subject to its General Conditions of Service printed overleaf, available on request or accessible at http://www.sgs.com/en/Terms-and-Conditions.aspx and, for electronic format documents, subject to Terms and Conditions for Electronic Documents at http://www.sgs.com/en/Terms-and-Conditions/Terms-e-Document.aspx. Attention is drawn to the limitation of liability, indemnification and jurisdiction issues defined therein. Any holder of this document is advised that information contained hereon reflects the Company's findings at the time of its intervention only and within the limits of Client's instructions, if any. The Company's sole responsibility is to its Client and this document does not exonerate parties to a transaction from exercising all their rights and obligations under the transaction documents. This document cannot be reproduced except in full, without prior written approval of the Company. Any unauthorized alteration, forgery or falsification of the content or appearance of this document is unlawful and offenders may be prosecuted to the fullest extent of the law. Unless otherwise stated the results shown in this test report refer only to the sample(s) tested and such sample(s) are retained for 30 days only.
Attention: To check the authenticity of testing /inspection report & certificate, please contact us at telephone: (86-755) 8307 1443, or email: CN.Doccheck@sgs.com
SGS-CSTC Standards Technical Services Co., Ltd. Shenzhen Branch
No.1 Workshop, M-10, Middle Section, Science & Technology Park, Shenzhen, China 518057 t (86-755) 26012053 f (86-755) 26710594 www.sgsgroup.com.cn
中国·深圳·科技园中区M-10栋一号厂房 邮编: 518057 t (86-755) 26012053 f (86-755) 26710594 sgs.china@sgs.com
Member of the SGS Group (SGS SA)

Front side	100	QPSK 135RB_138	633334/3500	100%	0.116	0.04	20.32	21.00	1.169	0.136	22.1
Back side	100	QPSK 135RB_138	633334/3500	100%	0.236	0.02	20.32	21.00	1.169	0.276	22.1
Hotspot Test data(Separate 10mm 1RB)											
Front side	100	QPSK 1RB_137	633334/3500	100%	0.075	0.01	12.01	13.00	1.256	0.094	22.1
Back side	100	QPSK 1RB_137	633334/3500	100%	0.120	0.03	12.01	13.00	1.256	0.151	22.1
Left side	100	QPSK 1RB_137	633334/3500	100%	0.056	0.07	12.01	13.00	1.256	0.070	22.1
Top side	100	QPSK 1RB_137	633334/3500	100%	0.257	0.03	12.01	13.00	1.256	0.323	22.1
Hotspot Test data (Separate 10mm 50%RB)											
Front side	100	QPSK 135RB_138	633334/3500	100%	0.080	0.03	12.76	13.00	1.057	0.085	22.1
Back side	100	QPSK 135RB_138	633334/3500	100%	0.110	0.02	12.76	13.00	1.057	0.116	22.1
Left side	100	QPSK 135RB_138	633334/3500	100%	0.060	0.04	12.76	13.00	1.057	0.063	22.1
Top side	100	QPSK 135RB_138	633334/3500	100%	0.200	0.06	12.76	13.00	1.057	0.211	22.1

Table 34：SAR of NR Band n78

Unless otherwise agreed in writing, this document is issued by the Company subject to its General Conditions of Service printed overleaf, available on request or accessible at http://www.sgs.com/en/Terms-and-Conditions.aspx and, for electronic format documents, subject to Terms and Conditions for Electronic Documents at http://www.sgs.com/en/Terms-and-Conditions/Terms-e-Document.aspx. Attention is drawn to the limitation of liability, indemnification and jurisdiction issues defined therein. Any holder of this document is advised that information contained hereon reflects the Company's findings at the time of its intervention only and within the limits of Client's instructions, if any. The Company's sole responsibility is to its Client and this document does not exonerate parties to a transaction from exercising all their rights and obligations under the transaction documents. This document cannot be reproduced except in full, without prior written approval of the Company. Any unauthorized alteration, forgery or falsification of the content or appearance of this document is unlawful and offenders may be prosecuted to the fullest extent of the law. Unless otherwise stated the results shown in this test report refer only to the sample(s) tested and such sample(s) are retained for 30 days only.
Attention: To check the authenticity of testing /inspection report & certificate, please contact us at telephone: (86-755) 8307 1443, or email: CN.Doccheck@sgs.com
SGS-CSTC Standards Technical Services Co., Ltd. Shenzhen Branch
No.1 Workshop, M-10, Middle Section, Science & Technology Park, Shenzhen, China 518057 t (86-755) 26012053 f (86-755) 26710594 www.sgsgroup.com.cn
中国·深圳·科技园中区M-10栋一号厂房 邮编: 518057 t (86-755) 26012053 f (86-755) 26710594 sgs.china@sgs.com
Member of the SGS Group (SGS SA)

8.3.25 SAR Result of WIFI2.4G

Ant7(chain0) SAR Test Record											
Test position	Test mode	Test Ch./Freq.	Duty Cycle	Duty Cycle Scaled factor	SAR (W/kg)1-g	Power drift(dB)	Conducted power(dBm)	Tune up Limit(dBm)	Scaled factor	Scaled SAR(W/kg)	Liquid Temp.
Head Test data											
Left cheek	802.11b	6/2437	99.49%	1.005	0.403	0.01	14.12	15.50	1.374	0.557	22
Left tilted	802.11b	6/2437	99.49%	1.005	0.397	-0.01	14.12	15.50	1.374	0.548	22
Right cheek	802.11b	6/2437	99.49%	1.005	0.147	0.13	14.12	15.50	1.374	0.203	22
Right tilted	802.11b	6/2437	99.49%	1.005	0.163	0.06	14.12	15.50	1.374	0.225	22
Body worn Test data (Separate 15mm)											
Front side	802.11b	6/2437	99.49%	1.005	0.043	0.05	16.12	17.50	1.374	0.059	22
Back side	802.11b	6/2437	99.49%	1.005	0.037	-0.04	16.12	17.50	1.374	0.051	22
Hotspot Test data (Separate 10mm)											
Front side	802.11b	6/2437	99.49%	1.005	0.091	-0.09	16.12	17.50	1.374	0.126	22
Back side	802.11b	6/2437	99.49%	1.005	0.081	0.08	16.12	17.50	1.374	0.112	22
Right side	802.11b	6/2437	99.49%	1.005	0.014	0.08	16.12	17.50	1.374	0.019	22
Top side	802.11b	6/2437	99.49%	1.005	0.123	-0.09	16.12	17.50	1.374	0.170	22
Ant9(chain1) SAR Test Record											
Test position	Test mode	Test Ch./Freq.	Duty Cycle	Duty Cycle Scaled factor	SAR (W/kg)1-g	Power drift(dB)	Conducted power(dBm)	Tune up Limit(dBm)	Scaled factor	Scaled SAR(W/kg)	Liquid Temp.
Head Test data											
Left cheek	802.11b	6/2437	99.49%	1.005	0.421	-0.13	14.46	15.50	1.271	0.538	22
Left tilted	802.11b	6/2437	99.49%	1.005	0.149	0.04	14.46	15.50	1.271	0.190	22
Right cheek	802.11b	6/2437	99.49%	1.005	0.080	0.07	14.46	15.50	1.271	0.102	22
Right tilted	802.11b	6/2437	99.49%	1.005	0.024	0.09	14.46	15.50	1.271	0.031	22
Body worn Test data (Separate 15mm)											
Front side	802.11b	6/2437	99.49%	1.005	0.053	0.19	16.48	17.50	1.265	0.067	22
Back side	802.11b	6/2437	99.49%	1.005	0.062	-0.13	16.48	17.50	1.265	0.079	22
Hotspot Test data (Separate 10mm)											
Front side	802.11b	6/2437	99.49%	1.005	0.129	-0.07	16.48	17.50	1.265	0.164	22
Back side	802.11b	6/2437	99.49%	1.005	0.127	0.05	16.48	17.50	1.265	0.161	22
Right side	802.11b	6/2437	99.49%	1.005	0.211	0.02	16.48	17.50	1.265	0.268	22
Top side	802.11b	6/2437	99.49%	1.005	0.125	0.02	16.48	17.50	1.265	0.159	22
MIMO SAR Test Record											
Test position	Test mode	Test Ch./Freq.	Duty Cycle	Duty Cycle Scaled factor	SAR (W/kg)1-g	Power drift(dB)	Conducted power(dBm)	Tune up Limit(dBm)	Scaled factor	Scaled SAR(W/kg)	Liquid Temp.
Head Test data											
Left cheek	802.11b	6/2437	99.49%	1.005	0.629	-0.11	17.45	18.50	1.274	0.805	22
Left tilted	802.11b	6/2437	99.49%	1.005	0.508	0.08	17.45	18.50	1.274	0.650	22
Right cheek	802.11b	6/2437	99.49%	1.005	0.230	0.02	17.45	18.50	1.274	0.294	22
Right tilted	802.11b	6/2437	99.49%	1.005	0.270	0.00	17.45	18.50	1.274	0.346	22
Body worn Test data (Separate 15mm)											
Front side	802.11b	6/2437	99.49%	1.005	0.058	-0.04	19.48	20.50	1.265	0.074	22
Back side	802.11b	6/2437	99.49%	1.005	0.086	-0.19	19.48	20.50	1.265	0.109	22
Hotspot Test data (Separate 10mm)											
Front side	802.11b	6/2437	99.49%	1.005	0.123	0.20	19.48	20.50	1.265	0.156	22
Back side	802.11b	6/2437	99.49%	1.005	0.153	-0.11	19.48	20.50	1.265	0.194	22
Right side	802.11b	6/2437	99.49%	1.005	0.180	-0.02	19.48	20.50	1.265	0.229	22

Unless otherwise agreed in writing, this document is issued by the Company subject to its General Conditions of Service printed overleaf, available on request or accessible at http://www.sgs.com/en/Terms-and-Conditions.aspx and, for electronic format documents, subject to Terms and Conditions for Electronic Documents at http://www.sgs.com/en/Terms-and-Conditions/Terms-e-Document.aspx. Attention is drawn to the limitation of liability, indemnification and jurisdiction issues defined therein. Any holder of this document is advised that information contained hereon reflects the Company's findings at the time of its intervention only and within the limits of Client's instructions, if any. The Company's sole responsibility is to its Client and this document does not exonerate parties to a transaction from exercising all their rights and obligations under the transaction documents. This document cannot be reproduced except in full, without prior written approval of the Company. Any unauthorized alteration, forgery or falsification of the content or appearance of this document is unlawful and offenders may be prosecuted to the fullest extent of the law. Unless otherwise stated the results shown in this test report refer only to the sample(s) tested and such sample(s) are retained for 30 days only.
Attention: To check the authenticity of testing /inspection report & certificate, please contact us at telephone: (86-755) 8307 1443, or email: CN.Doccheck@sgs.com
SGS-CSTC Standards Technical Services Co., Ltd. Shenzhen Branch
No.1 Workshop, M-10, Middle Section, Science & Technology Park, Shenzhen, China 518057 t (86-755) 26012053 f (86-755) 26710594 www.sgsgroup.com.cn
中国·深圳·科技园中区M-10栋一号厂房 邮编: 518057 t (86-755) 26012053 f (86-755) 26710594 sgs.china@sgs.com
Member of the SGS Group (SGS SA)

Top side	802.11b	6/2437	99.49%	1.005	0.139	-0.18	19.48	20.50	1.265	0.177	22
Simultaneous Transmission SAR											
Ant7(chain0) SAR Test Record											
Test position	**Test mode**	**Test Ch./Freq.**	**Duty Cycle**	**Duty Cycle Scaled factor**	**SAR (W/kg)1-g**	**Power drift(dB)**	**Conducted power(dBm)**	**Tune up Limit(dBm)**	**Scaled factor**	**Scaled SAR(W/kg)**	**Liquid Temp.**
Head Test data											
Left cheek	802.11b	6/2437	99.49%	1.005	0.403	0.01	14.12	13.50	0.867	0.351	22
Left tilted	802.11b	6/2437	99.49%	1.005	0.397	-0.01	14.12	13.50	0.867	0.346	22
Right cheek	802.11b	6/2437	99.49%	1.005	0.147	0.13	14.12	13.50	0.867	0.128	22
Right tilted	802.11b	6/2437	99.49%	1.005	0.163	0.06	14.12	13.50	0.867	0.142	22
Ant9(chain1) SAR Test Record											
Test position	**Test mode**	**Test Ch./Freq.**	**Duty Cycle**	**Duty Cycle Scaled factor**	**SAR (W/kg)1-g**	**Power drift(dB)**	**Conducted power(dBm)**	**Tune up Limit(dBm)**	**Scaled factor**	**Scaled SAR(W/kg)**	**Liquid Temp.**
Head Test data											
Left cheek	802.11b	6/2437	99.49%	1.005	0.421	-0.13	14.46	13.50	0.802	0.339	22
Left tilted	802.11b	6/2437	99.49%	1.005	0.149	0.04	14.46	13.50	0.802	0.120	22
Right cheek	802.11b	6/2437	99.49%	1.005	0.080	0.07	14.46	13.50	0.802	0.064	22
Right tilted	802.11b	6/2437	99.49%	1.005	0.024	0.09	14.46	13.50	0.802	0.019	22
MIMO SAR Test Record											
Test position	**Test mode**	**Test Ch./Freq.**	**Duty Cycle**	**Duty Cycle Scaled factor**	**SAR (W/kg)1-g**	**Power drift(dB)**	**Conducted power(dBm)**	**Tune up Limit(dBm)**	**Scaled factor**	**Scaled SAR(W/kg)**	**Liquid Temp.**
Head Test data											
Left cheek	802.11b	6/2437	99.49%	1.005	0.629	-0.11	17.45	17.50	1.012	0.639	22
Left tilted	802.11b	6/2437	99.49%	1.005	0.489	0.08	17.45	17.50	1.012	0.497	22
Right cheek	802.11b	6/2437	99.49%	1.005	0.230	0.02	17.45	17.50	1.012	0.234	22
Right tilted	802.11b	6/2437	99.49%	1.005	0.270	0.00	17.45	17.50	1.012	0.274	22

Table 35：SAR of WIFI2.4G

Unless otherwise agreed in writing, this document is issued by the Company subject to its General Conditions of Service printed overleaf, available on request or accessible at http://www.sgs.com/en/Terms-and-Conditions.aspx and, for electronic format documents, subject to Terms and Conditions for Electronic Documents at http://www.sgs.com/en/Terms-and-Conditions/Terms-e-Document.aspx. Attention is drawn to the limitation of liability, indemnification and jurisdiction issues defined therein. Any holder of this document is advised that information contained hereon reflects the Company's findings at the time of its intervention only and within the limits of Client's instructions, if any. The Company's sole responsibility is to its Client and this document does not exonerate parties to a transaction from exercising all their rights and obligations under the transaction documents. This document cannot be reproduced except in full, without prior written approval of the Company. Any unauthorized alteration, forgery or falsification of the content or appearance of this document is unlawful and offenders may be prosecuted to the fullest extent of the law. Unless otherwise stated the results shown in this test report refer only to the sample(s) tested and such sample(s) are retained for 30 days only.
Attention: To check the authenticity of testing /inspection report & certificate, please contact us at telephone: (86-755) 8307 1443, or email: CN.Doccheck@sgs.com
SGS-CSTC Standards Technical Services Co., Ltd. Shenzhen Branch
No.1 Workshop, M-10, Middle Section, Science & Technology Park, Shenzhen, China 518057 t (86-755) 26012053 f (86-755) 26710594 www.sgsgroup.com.cn
中国·深圳·科技园中区M-10栋一号厂房 邮编: 518057 t (86-755) 26012053 f (86-755) 26710594 sgs.china@sgs.com
Member of the SGS Group (SGS SA)

8.3.26 SAR Result of WIFI5G

Ant7(chain0) SAR Test Record											
Test position	Test mode	Test Ch./Freq.	Duty Cycle	Duty Cycle Scaled factor	SAR (W/kg)1-g	Power drift(dB)	Conducted power(dBm)	Tune up Limit(dBm)	Scaled factor	Scaled SAR(W/kg)	Liquid Temp.
Head Test data of U-NII-2A											
Left cheek	802.11a	64/5320	94.28%	1.034	0.183	0.09	11.68	12.50	1.208	0.229	22.2
Left tilted	802.11a	64/5320	94.28%	1.034	0.149	0.03	11.68	12.50	1.208	0.186	22.2
Right cheek	802.11a	64/5320	94.28%	1.034	0.075	0.01	11.68	12.50	1.208	0.094	22.2
Right tilted	802.11a	64/5320	94.28%	1.034	0.066	0.08	11.68	12.50	1.208	0.082	22.2
Head Test data of U-NII-2C											
Left cheek	802.11a	140/5700	96.69%	1.034	0.556	-0.16	11.98	12.50	1.127	0.648	22.2
Left tilted	802.11a	140/5700	96.69%	1.034	0.476	0.05	11.98	12.50	1.127	0.555	22.2
Right cheek	802.11a	140/5700	96.69%	1.034	0.220	-0.11	11.98	12.50	1.127	0.256	22.2
Right tilted	802.11a	140/5700	96.69%	1.034	0.249	-0.12	11.98	12.50	1.127	0.290	22.2
Head Test data of U-NII-3											
Left cheek	802.11a	161/5805	96.69%	1.034	0.627	-0.12	11.84	12.50	1.164	0.755	22.2
Left tilted	802.11a	161/5805	96.69%	1.034	0.424	0.01	11.84	12.50	1.164	0.510	22.2
Right cheek	802.11a	161/5805	96.69%	1.034	0.221	-0.07	11.84	12.50	1.164	0.266	22.2
Right tilted	802.11a	161/5805	96.69%	1.034	0.281	-0.06	11.84	12.50	1.164	0.338	22.2
Body worn Test data of U-NII-2A (Separate 15mm)											
Front side	802.11ac-40	62/5310	94.28%	1.038	0.201	0.03	18.65	19.00	1.084	0.226	22.2
Back side	802.11ac-40	62/5310	94.28%	1.038	0.136	-0.18	18.65	19.00	1.084	0.153	22.2
Body worn Test data of U-NII-2C(Separate 15mm)											
Front side	802.11a	140/5700	96.69%	1.034	0.139	-0.13	17.00	17.50	1.122	0.161	22.2
Back side	802.11a	140/5700	96.69%	1.034	0.058	0.08	17.00	17.50	1.122	0.067	22.2
Body worn Test data of U-NII-3(Separate 15mm)											
Front side	802.11a	161/5805	96.69%	1.034	0.262	0.00	18.87	19.50	1.156	0.313	22.2
Back side	802.11a	161/5805	96.69%	1.034	0.083	0.00	18.87	19.50	1.156	0.099	22.2
Hotspot Test data of U-NII-1(Separate 10mm)											
Front side	802.11ac-40	46/5230	94.28%	1.034	0.357	0.14	17.89	19.00	1.291	0.477	22.2
Back side	802.11ac-40	46/5230	94.28%	1.034	0.135	0.02	17.89	19.00	1.291	0.180	22.2
Right side	802.11ac-40	46/5230	94.28%	1.034	0.114	0.04	17.89	19.00	1.291	0.152	22.2
Top side	802.11ac-40	46/5230	94.28%	1.034	0.185	-0.06	17.89	19.00	1.291	0.247	22.2
Hotspot Test data of U-NII-3 (Separate 10mm)											
Front side	802.11a	161/5805	96.69%	1.034	0.352	-0.02	18.87	19.50	1.156	0.421	22.2
Back side	802.11a	161/5805	96.69%	1.034	0.115	0.05	18.87	19.50	1.156	0.137	22.2
Right side	802.11a	161/5805	96.69%	1.034	0.184	0.04	18.87	19.50	1.156	0.220	22.2
Top side	802.11a	161/5805	96.69%	1.034	0.228	-0.04	18.87	19.50	1.156	0.273	22.2
Test position	Test mode	Test Ch./Freq.	Duty Cycle	Duty Cycle Scaled factor	SAR (W/kg)10-g	Power drift(dB)	Conducted power(dBm)	Tune up Limit(dBm)	Scaled factor	Scaled SAR(W/kg)	Liquid Temp.
Product specific 10g SAR Test data of U-NII-2A(Separate 0mm)											
Front side	802.11ac-40	62/5310	94.28%	1.038	1.150	0.00	18.65	19.00	1.084	1.294	22.2
Back side	802.11ac-40	62/5310	94.28%	1.038	0.645	0.09	18.65	19.00	1.084	0.726	22.2
Right side	802.11ac-40	62/5310	94.28%	1.038	0.196	0.06	18.65	19.00	1.084	0.221	22.2
Top side	802.11ac-40	62/5310	94.28%	1.038	0.437	0.09	18.65	19.00	1.084	0.492	22.2
Product specific 10g SAR Test data of U-NII-2C(Separate 0mm)											
Front side	802.11a	140/5700	96.69%	1.034	1.070	0.00	17.00	17.50	1.122	1.241	22.2
Back side	802.11a	140/5700	96.69%	1.034	0.298	0.04	17.00	17.50	1.122	0.346	22.2
Right side	802.11a	140/5700	96.69%	1.034	0.291	0.07	17.00	17.50	1.122	0.338	22.2

Unless otherwise agreed in writing, this document is issued by the Company subject to its General Conditions of Service printed overleaf, available on request or accessible at http://www.sgs.com/en/Terms-and-Conditions.aspx and, for electronic format documents, subject to Terms and Conditions for Electronic Documents at http://www.sgs.com/en/Terms-and-Conditions/Terms-e-Document.aspx. Attention is drawn to the limitation of liability, indemnification and jurisdiction issues defined therein. Any holder of this document is advised that information contained hereon reflects the Company's findings at the time of its intervention only and within the limits of Client's instructions, if any. The Company's sole responsibility is to its Client and this document does not exonerate parties to a transaction from exercising all their rights and obligations under the transaction documents. This document cannot be reproduced except in full, without prior written approval of the Company. Any unauthorized alteration, forgery or falsification of the content or appearance of this document is unlawful and offenders may be prosecuted to the fullest extent of the law. Unless otherwise stated the results shown in this test report refer only to the sample(s) tested and such sample(s) are retained for 30 days only.
Attention: To check the authenticity of testing /inspection report & certificate, please contact us at telephone: (86-755) 8307 1443, or email: CN.Doccheck@sgs.com
SGS-CSTC Standards Technical Services Co., Ltd. Shenzhen Branch
No.1 Workshop, M-10, Middle Section, Science & Technology Park, Shenzhen, China 518057 t (86-755) 26012053 f (86-755) 26710594 www.sgsgroup.com.cn
中国·深圳·科技园中区M-10栋一号厂房 邮编: 518057 t (86-755) 26012053 f (86-755) 26710594 sgs.china@sgs.com
Member of the SGS Group (SGS SA)

Top side	802.11a	140/5700	96.69%	1.034	0.633	0.04	17.00	17.50	1.122	0.734	22.2
Ant9(chain1) SAR Test Record											
Test position	**Test mode**	**Test Ch./Freq.**	**Duty Cycle**	**Duty Cycle Scaled factor**	**SAR (W/kg)1-g**	**Power drift(dB)**	**Conducted power(dBm)**	**Tune up Limit(dBm)**	**Scaled factor**	**Scaled SAR(W/kg)**	**Liquid Temp.**
Head Test data of U-NII-2A											
Left cheek	802.11a	64/5320	94.28%	1.034	0.247	0.00	12.12	12.50	1.091	0.279	22.2
Left tilted	802.11a	64/5320	94.28%	1.034	0.056	0.15	12.12	12.50	1.091	0.063	22.2
Right cheek	802.11a	64/5320	94.28%	1.034	0.035	0.00	12.12	12.50	1.091	0.039	22.2
Right tilted	802.11a	64/5320	94.28%	1.034	0.032	0.12	12.12	12.50	1.091	0.036	22.2
Head Test data of U-NII-2C											
Left cheek	802.11a	140/5700	96.68%	1.034	0.090	-0.07	11.87	12.50	1.156	0.108	22.2
Left tilted	802.11a	140/5700	96.68%	1.034	0.034	-0.09	11.87	12.50	1.156	0.040	22.2
Right cheek	802.11a	140/5700	96.68%	1.034	0.016	-0.09	11.87	12.50	1.156	0.019	22.2
Right tilted	802.11a	140/5700	96.68%	1.034	0.017	0.02	11.87	12.50	1.156	0.021	22.2
Head Test data of U-NII-3											
Left cheek	802.11a	161/5805	96.68%	1.034	0.101	0.11	11.66	12.50	1.213	0.127	22.2
Left tilted	802.11a	161/5805	96.68%	1.034	0.033	0.01	11.66	12.50	1.213	0.041	22.2
Right cheek	802.11a	161/5805	96.68%	1.034	0.023	0.07	11.66	12.50	1.213	0.029	22.2
Right tilted	802.11a	161/5805	96.68%	1.034	0.019	-0.08	11.66	12.50	1.213	0.024	22.2
Body worn Test data of U-NII-2A (Separate 15mm)											
Front side	802.11ac-40	62/5310	94.28%	1.037	0.041	0.08	18.65	19.00	1.084	0.046	22.2
Back side	802.11ac-40	62/5310	94.28%	1.037	0.069	0.02	18.65	19.00	1.084	0.078	22.2
Body worn Test data of U-NII-2C(Separate 15mm)											
Front side	802.11a	140/5700	96.69%	1.034	0.044	0.07	16.90	17.50	1.148	0.052	22.2
Back side	802.11a	140/5700	96.69%	1.034	0.057	0.03	16.90	17.50	1.148	0.068	22.2
Body worn Test data of U-NII-3(Separate 15mm)											
Front side	802.11a	161/5805	96.69%	1.034	0.053	0.09	18.66	19.50	1.213	0.066	22.2
Back side	802.11a	161/5805	96.69%	1.034	0.099	0.14	18.66	19.50	1.213	0.124	22.2
Hotspot Test data of U-NII-1(Separate 10mm)											
Front side	802.11ac-40	46/5230	94.28%	1.034	0.049	0.09	18.43	19.00	1.140	0.058	22.2
Back side	802.11ac-40	46/5230	94.28%	1.034	0.049	0.01	18.43	19.00	1.140	0.058	22.2
Right side	802.11ac-40	46/5230	94.28%	1.034	0.233	0.20	18.43	19.00	1.140	0.275	22.2
Top side	802.11ac-40	46/5230	94.28%	1.034	0.011	0.04	18.43	19.00	1.140	0.013	22.2
Hotspot Test data of U-NII-3 (Separate 10mm)											
Front side	802.11a	161/5805	96.69%	1.034	0.075	0.00	18.66	19.50	1.213	0.094	22.2
Back side	802.11a	161/5805	96.69%	1.034	0.113	0.00	18.66	19.50	1.213	0.142	22.2
Right side	802.11a	161/5805	96.69%	1.034	0.196	-0.01	18.66	19.50	1.213	0.246	22.2
Top side	802.11a	161/5805	96.69%	1.034	0.073	0.06	18.66	19.50	1.213	0.092	22.2
Test position	**Test mode**	**Test Ch./Freq.**	**Duty Cycle**	**Duty Cycle Scaled factor**	**SAR (W/kg)10-g**	**Power drift(dB)**	**Conducted power(dBm)**	**Tune up Limit(dBm)**	**Scaled factor**	**Scaled SAR(W/kg)**	**Liquid Temp.**
Product specific 10g SAR Test data of U-NII-2A(Separate 0mm)											
Front side	802.11ac-40	62/5310	94.28%	1.037	0.342	0.00	18.65	19.00	1.084	0.384	22.2
Back side	802.11ac-40	62/5310	94.28%	1.037	0.088	0.00	18.65	19.00	1.084	0.099	22.2
Right side	802.11ac-40	62/5310	94.28%	1.037	0.326	0.09	18.65	19.00	1.084	0.366	22.2
Top side	802.11ac-40	62/5310	94.28%	1.037	0.171	0.00	18.65	19.00	1.084	0.192	22.2
Product specific 10g SAR Test data of U-NII-2C(Separate 0mm)											
Front side	802.11a	140/5700	96.69%	1.034	0.341	0.00	16.90	17.50	1.148	0.405	22.2
Back side	802.11a	140/5700	96.69%	1.034	0.094	0.00	16.90	17.50	1.148	0.112	22.2
Right side	802.11a	140/5700	96.69%	1.034	0.376	0.11	16.90	17.50	1.148	0.446	22.2
Top side	802.11a	140/5700	96.69%	1.034	0.209	0.00	16.90	17.50	1.148	0.248	22.2

Unless otherwise agreed in writing, this document is issued by the Company subject to its General Conditions of Service printed overleaf, available on request or accessible at http://www.sgs.com/en/Terms-and-Conditions.aspx and, for electronic format documents, subject to Terms and Conditions for Electronic Documents at http://www.sgs.com/en/Terms-and-Conditions/Terms-e-Document.aspx. Attention is drawn to the limitation of liability, indemnification and jurisdiction issues defined therein. Any holder of this document is advised that information contained hereon reflects the Company's findings at the time of its intervention only and within the limits of Client's instructions, if any. The Company's sole responsibility is to its Client and this document does not exonerate parties to a transaction from exercising all their rights and obligations under the transaction documents. This document cannot be reproduced except in full, without prior written approval of the Company. Any unauthorized alteration, forgery or falsification of the content or appearance of this document is unlawful and offenders may be prosecuted to the fullest extent of the law. Unless otherwise stated the results shown in this test report refer only to the sample(s) tested and such sample(s) are retained for 30 days only.
Attention: To check the authenticity of testing /inspection report & certificate, please contact us at telephone: (86-755) 8307 1443, or email: CN.Doccheck@sgs.com
SGS-CSTC Standards Technical Services Co., Ltd. Shenzhen Branch
No.1 Workshop, M-10, Middle Section, Science & Technology Park, Shenzhen, China 518057 t (86-755) 26012053 f (86-755) 26710594 www.sgsgroup.com.cn
中国·深圳·科技园中区M-10栋一号厂房 邮编: 518057 t (86-755) 26012053 f (86-755) 26710594 sgs.china@sgs.com
Member of the SGS Group (SGS SA)

MIMO SAR Test Record											
Test position	**Test mode**	**Test Ch./Freq.**	**Duty Cycle**	**Duty Cycle Scaled factor**	**SAR (W/kg)1-g**	**Power drift(dB)**	**Conducted power(dBm)**	**Tune up Limit(dBm)**	**Scaled factor**	**Scaled SAR(W/kg)**	**Liquid Temp.**
Head Test data of U-NII-2A											
Left cheek	802.11a	64/5320	94.28%	1.061	0.636	0.19	15.12	15.50	1.091	0.736	22.2
Left tilted	802.11a	64/5320	94.28%	1.061	0.407	0.01	15.12	15.50	1.091	0.471	22.2
Right cheek	802.11a	64/5320	94.28%	1.061	0.193	-0.07	15.12	15.50	1.091	0.223	22.2
Right tilted	802.11a	64/5320	94.28%	1.061	0.164	0.09	15.12	15.50	1.091	0.190	22.2
Head Test data of U-NII-2C											
Left cheek	802.11a	140/5700	96.69%	1.034	0.695	0.08	15.10	15.50	1.096	0.788	22.2
Left tilted	802.11a	140/5700	96.69%	1.034	0.447	0.09	15.10	15.50	1.096	0.507	22.2
Right cheek	802.11a	140/5700	96.69%	1.034	0.245	0.06	15.10	15.50	1.096	0.278	22.2
Right tilted	802.11a	140/5700	96.69%	1.034	0.210	0.04	15.10	15.50	1.096	0.238	22.2
Head Test data of U-NII-3											
Left cheek	802.11a	161/5805	96.69%	1.034	0.672	0.00	14.90	15.50	1.148	0.798	22.2
Left tilted	802.11a	161/5805	96.69%	1.034	0.453	0.00	14.90	15.50	1.148	0.538	22.2
Right cheek	802.11a	161/5805	96.69%	1.034	0.226	-0.17	14.90	15.50	1.148	0.268	22.2
Right tilted	802.11a	161/5805	96.69%	1.034	0.226	-0.07	14.90	15.50	1.148	0.268	22.2
Body worn Test data of U-NII-2A (Separate 15mm)											
Front side	802.11ac-40	62/5310	94.28%	1.037	0.233	0.02	21.26	22.00	1.186	0.287	22.2
Back side	802.11ac-40	62/5310	94.28%	1.037	0.121	0.00	21.26	22.00	1.186	0.149	22.2
Body worn Test data of U-NII-2C(Separate 15mm)											
Front side	802.11a	140/5700	96.69%	1.034	0.157	0.20	20.12	20.50	1.091	0.177	22.2
Back side	802.11a	140/5700	96.69%	1.034	0.107	0.00	20.12	20.50	1.091	0.121	22.2
Body worn Test data of U-NII-3(Separate 15mm)											
Front side	802.11a	161/5805	96.69%	1.034	0.283	0.00	21.92	22.50	1.143	0.334	22.2
Back side	802.11a	161/5805	96.69%	1.034	0.143	-0.04	21.92	22.50	1.143	0.169	22.2
Hotspot Test data of U-NII-1(Separate 10mm)											
Front side	802.11ac-40	46/5230	94.28%	1.034	0.464	-0.09	21.22	22.00	1.197	0.574	22.2
Back side	802.11ac-40	46/5230	94.28%	1.034	0.131	0.00	21.22	22.00	1.197	0.162	22.2
Right side	802.11ac-40	46/5230	94.28%	1.034	0.150	0.06	21.22	22.00	1.197	0.186	22.2
Top side	802.11ac-40	46/5230	94.28%	1.034	0.173	0.08	21.22	22.00	1.197	0.214	22.2
Hotspot Test data of U-NII-3 (Separate 10mm)											
Front side	802.11a	161/5805	96.69%	1.034	0.569	-0.14	21.92	22.50	1.143	0.672	22.2
Back side	802.11a	161/5805	96.69%	1.034	0.198	0.00	21.92	22.50	1.143	0.234	22.2
Right side	802.11a	161/5805	96.69%	1.034	0.479	0.03	21.92	22.50	1.143	0.566	22.2
Top side	802.11a	161/5805	96.69%	1.034	0.241	-0.06	21.92	22.50	1.143	0.285	22.2
Test position	**Test mode**	**Test Ch./Freq.**	**Duty Cycle**	**Duty Cycle Scaled factor**	**SAR (W/kg)10-g**	**Power drift(dB)**	**Conducted power(dBm)**	**Tune up Limit(dBm)**	**Scaled factor**	**Scaled SAR(W/kg)**	**Liquid Temp.**
Product specific 10g SAR Test data of U-NII-2A(Separate 0mm)											
Front side	802.11ac-40	62/5310	94.28%	1.037	1.050	0.08	21.26	22.00	1.186	1.291	22.2
Back side	802.11ac-40	62/5310	94.28%	1.037	0.387	0.07	21.26	22.00	1.186	0.476	22.2
Right side	802.11ac-40	62/5310	94.28%	1.037	0.515	0.05	21.26	22.00	1.186	0.633	22.2
Top side	802.11ac-40	62/5310	94.28%	1.037	0.539	0.07	21.26	22.00	1.186	0.663	22.2
Product specific 10g SAR Test data of U-NII-2C(Separate 0mm)											
Front side	802.11a	140/5700	96.69%	1.034	1.120	0.00	20.12	20.50	1.091	1.264	22.2
Back side	802.11a	140/5700	96.69%	1.034	0.328	0.02	20.12	20.50	1.091	0.370	22.2
Right side	802.11a	140/5700	96.69%	1.034	0.690	0.05	20.12	20.50	1.091	0.779	22.2
Top side	802.11a	140/5700	96.69%	1.034	0.735	0.08	20.12	20.50	1.091	0.829	22.2

Unless otherwise agreed in writing, this document is issued by the Company subject to its General Conditions of Service printed overleaf, available on request or accessible at http://www.sgs.com/en/Terms-and-Conditions.aspx and, for electronic format documents, subject to Terms and Conditions for Electronic Documents at http://www.sgs.com/en/Terms-and-Conditions/Terms-e-Document.aspx. Attention is drawn to the limitation of liability, indemnification and jurisdiction issues defined therein. Any holder of this document is advised that information contained hereon reflects the Company's findings at the time of its intervention only and within the limits of Client's instructions, if any. The Company's sole responsibility is to its Client and this document does not exonerate parties to a transaction from exercising all their rights and obligations under the transaction documents. This document cannot be reproduced except in full, without prior written approval of the Company. Any unauthorized alteration, forgery or falsification of the content or appearance of this document is unlawful and offenders may be prosecuted to the fullest extent of the law. Unless otherwise stated the results shown in this test report refer only to the sample(s) tested and such sample(s) are retained for 30 days only.
Attention: To check the authenticity of testing /inspection report & certificate, please contact us at telephone: (86-755) 8307 1443, or email: CN.Doccheck@sgs.com
SGS-CSTC Standards Technical Services Co., Ltd. Shenzhen Branch
No.1 Workshop, M-10, Middle Section, Science & Technology Park, Shenzhen, China 518057 t (86-755) 26012053 f (86-755) 26710594 www.sgsgroup.com.cn
中国·深圳·科技园中区M-10栋一号厂房 邮编: 518057 t (86-755) 26012053 f (86-755) 26710594 sgs.china@sgs.com
Member of the SGS Group (SGS SA)

Simultaneous Transmission SAR											
Ant7(chain0) SAR Test Record											
Test position	Test mode	Test Ch./Freq.	Duty Cycle	Duty Cycle Scaled factor	SAR (W/kg)1-g	Power drift(dB)	Conducted power(dBm)	Tune up Limit(dBm)	Scaled factor	Scaled SAR(W/kg)	Liquid Temp.
Head Test data of U-NII-2A											
Left cheek	802.11a	64/5320	94.28%	1.034	0.183	0.09	11.68	9.50	0.605	0.115	22.2
Left tilted	802.11a	64/5320	94.28%	1.034	0.149	0.03	11.68	9.50	0.605	0.093	22.2
Right cheek	802.11a	64/5320	94.28%	1.034	0.075	0.01	11.68	9.50	0.605	0.047	22.2
Right tilted	802.11a	64/5320	94.28%	1.034	0.066	0.08	11.68	9.50	0.605	0.041	22.2
Head Test data of U-NII-2C											
Left cheek	802.11a	140/5700	96.69%	1.034	0.556	-0.16	11.98	9.50	0.565	0.325	22.2
Left tilted	802.11a	140/5700	96.69%	1.034	0.386	0.05	11.98	9.50	0.565	0.225	22.2
Right cheek	802.11a	140/5700	96.69%	1.034	0.220	-0.11	11.98	9.50	0.565	0.129	22.2
Right tilted	802.11a	140/5700	96.69%	1.034	0.249	-0.12	11.98	9.50	0.565	0.145	22.2
Head Test data of U-NII-3											
Left cheek	802.11a	161/5805	96.69%	1.034	0.627	-0.12	11.84	9.50	0.583	0.378	22.2
Left tilted	802.11a	161/5805	96.69%	1.034	0.401	0.01	11.84	9.50	0.583	0.242	22.2
Right cheek	802.11a	161/5805	96.69%	1.034	0.221	-0.07	11.84	9.50	0.583	0.133	22.2
Right tilted	802.11a	161/5805	96.69%	1.034	0.281	-0.06	11.84	9.50	0.583	0.170	22.2
Ant9(chain1) SAR Test Record											
Test position	Test mode	Test Ch./Freq.	Duty Cycle	Duty Cycle Scaled factor	SAR (W/kg)1-g	Power drift(dB)	Conducted power(dBm)	Tune up Limit(dBm)	Scaled factor	Scaled SAR(W/kg)	Liquid Temp.
Head Test data of U-NII-2A											
Left cheek	802.11a	64/5320	94.28%	1.034	0.247	0.00	12.12	9.50	0.547	0.140	22.2
Left tilted	802.11a	64/5320	94.28%	1.034	0.056	0.15	12.12	9.50	0.547	0.032	22.2
Right cheek	802.11a	64/5320	94.28%	1.034	0.035	0.00	12.12	9.50	0.547	0.020	22.2
Right tilted	802.11a	64/5320	94.28%	1.034	0.032	0.12	12.12	9.50	0.547	0.018	22.2
Head Test data of U-NII-2C											
Left cheek	802.11a	140/5700	96.68%	1.034	0.090	-0.07	11.87	9.50	0.579	0.054	22.2
Left tilted	802.11a	140/5700	96.68%	1.034	0.034	-0.09	11.87	9.50	0.579	0.020	22.2
Right cheek	802.11a	140/5700	96.68%	1.034	0.016	-0.09	11.87	9.50	0.579	0.009	22.2
Right tilted	802.11a	140/5700	96.68%	1.034	0.017	0.02	11.87	9.50	0.579	0.010	22.2
Head Test data of U-NII-3											
Left cheek	802.11a	161/5805	96.68%	1.034	0.101	0.11	11.66	9.50	0.608	0.064	22.2
Left tilted	802.11a	161/5805	96.68%	1.034	0.033	0.01	11.66	9.50	0.608	0.021	22.2
Right cheek	802.11a	161/5805	96.68%	1.034	0.023	0.07	11.66	9.50	0.608	0.014	22.2
Right tilted	802.11a	161/5805	96.68%	1.034	0.019	-0.08	11.66	9.50	0.608	0.012	22.2
MIMO SAR Test Record											
Test position	Test mode	Test Ch./Freq.	Duty Cycle	Duty Cycle Scaled factor	SAR (W/kg)1-g	Power drift(dB)	Conducted power(dBm)	Tune up Limit(dBm)	Scaled factor	Scaled SAR(W/kg)	Liquid Temp.
Head Test data of U-NII-2A											
Left cheek	802.11a	64/5320	94.28%	1.061	0.636	0.19	15.12	11.50	0.435	0.293	22.2
Left tilted	802.11a	64/5320	94.28%	1.061	0.407	0.01	15.12	11.50	0.435	0.188	22.2
Right cheek	802.11a	64/5320	94.28%	1.061	0.193	-0.07	15.12	11.50	0.435	0.089	22.2
Right tilted	802.11a	64/5320	94.28%	1.061	0.164	0.09	15.12	11.50	0.435	0.076	22.2
Head Test data of U-NII-2C											
Left cheek	802.11a	140/5700	96.69%	1.034	0.695	0.08	15.10	11.50	0.437	0.314	22.2
Left tilted	802.11a	140/5700	96.69%	1.034	0.447	0.09	15.10	11.50	0.437	0.202	22.2
Right cheek	802.11a	140/5700	96.69%	1.034	0.245	0.06	15.10	11.50	0.437	0.111	22.2

Unless otherwise agreed in writing, this document is issued by the Company subject to its General Conditions of Service printed overleaf, available on request or accessible at http://www.sgs.com/en/Terms-and-Conditions.aspx and, for electronic format documents, subject to Terms and Conditions for Electronic Documents at http://www.sgs.com/en/Terms-and-Conditions/Terms-e-Document.aspx. Attention is drawn to the limitation of liability, indemnification and jurisdiction issues defined therein. Any holder of this document is advised that information contained hereon reflects the Company's findings at the time of its intervention only and within the limits of Client's instructions, if any. The Company's sole responsibility is to its Client and this document does not exonerate parties to a transaction from exercising all their rights and obligations under the transaction documents. This document cannot be reproduced except in full, without prior written approval of the Company. Any unauthorized alteration, forgery or falsification of the content or appearance of this document is unlawful and offenders may be prosecuted to the fullest extent of the law. Unless otherwise stated the results shown in this test report refer only to the sample(s) tested and such sample(s) are retained for 30 days only.
Attention: To check the authenticity of testing /inspection report & certificate, please contact us at telephone: (86-755) 8307 1443, or email: CN.Doccheck@sgs.com

Right tilted	802.11a	140/5700	96.69%	1.034	0.210	0.04	15.10	11.50	0.437	0.095	22.2
Head Test data of U-NII-3											
Left cheek	802.11a	161/5805	96.69%	1.034	0.672	0.00	14.90	11.50	0.457	0.318	22.2
Left tilted	802.11a	161/5805	96.69%	1.034	0.453	0.00	14.90	11.50	0.457	0.214	22.2
Right cheek	802.11a	161/5805	96.69%	1.034	0.226	-0.17	14.90	11.50	0.457	0.107	22.2
Right tilted	802.11a	161/5805	96.69%	1.034	0.226	-0.07	14.90	11.50	0.457	0.107	22.2

Table 36：SAR of WIFI5G

Unless otherwise agreed in writing, this document is issued by the Company subject to its General Conditions of Service printed overleaf, available on request or accessible at http://www.sgs.com/en/Terms-and-Conditions.aspx and, for electronic format documents, subject to Terms and Conditions for Electronic Documents at http://www.sgs.com/en/Terms-and-Conditions/Terms-e-Document.aspx. Attention is drawn to the limitation of liability, indemnification and jurisdiction issues defined therein. Any holder of this document is advised that information contained hereon reflects the Company's findings at the time of its intervention only and within the limits of Client's instructions, if any. The Company's sole responsibility is to its Client and this document does not exonerate parties to a transaction from exercising all their rights and obligations under the transaction documents. This document cannot be reproduced except in full, without prior written approval of the Company. Any unauthorized alteration, forgery or falsification of the content or appearance of this document is unlawful and offenders may be prosecuted to the fullest extent of the law. Unless otherwise stated the results shown in this test report refer only to the sample(s) tested and such sample(s) are retained for 30 days only.
Attention: To check the authenticity of testing /inspection report & certificate, please contact us at telephone: (86-755) 8307 1443, or email: CN.Doccheck@sgs.com
SGS-CSTC Standards Technical Services Co., Ltd. Shenzhen Branch
No.1 Workshop, M-10, Middle Section, Science & Technology Park, Shenzhen, China 518057 t (86-755) 26012053 f (86-755) 26710594 www.sgsgroup.com.cn
中国·深圳·科技园中区M-10栋一号厂房 邮编: 518057 t (86-755) 26012053 f (86-755) 26710594 sgs.china@sgs.com
Member of the SGS Group (SGS SA)

8.3.27 SAR Result of BT

Test position	Test mode	Test Ch./Freq.	Duty Cycle	Duty Cycle Scaled factor	SAR (W/kg)1-g	Power drift(dB)	Conducted power(dBm)	Tune up Limit(dBm)	Scaled factor	Scaled SAR(W/kg)	Liquid Temp.
Head Test data											
Left cheek	DH5	39/2441	76.73%	1.303	0.350	0.04	14.73	15.50	1.194	0.545	22.0
Left tilted	DH5	39/2441	76.73%	1.303	0.336	0.01	14.73	15.50	1.194	0.523	22.0
Right cheek	DH5	39/2441	76.73%	1.303	0.143	0.04	14.73	15.50	1.194	0.222	22.0
Right tilted	DH5	39/2441	76.73%	1.303	0.168	0.06	14.73	15.50	1.194	0.261	22.0
Body worn Test data (Separate 15mm)											
Front side	DH5	39/2441	76.73%	1.303	0.023	0.05	14.73	15.50	1.194	0.027	22.0
Back side	DH5	39/2441	76.73%	1.303	0.021	-0.09	14.73	15.50	1.194	0.025	22.0
Hotspot Test data (Separate 10mm)											
Front side	DH5	39/2441	76.73%	1.303	0.056	0.00	14.73	15.50	1.194	0.067	22.0
Back side	DH5	39/2441	76.73%	1.303	0.049	0.16	14.73	15.50	1.194	0.059	22.0
Right side	DH5	39/2441	76.73%	1.303	0.009	0.03	14.73	15.50	1.194	0.011	22.0
Top side	DH5	39/2441	76.73%	1.303	0.070	-0.14	14.73	15.50	1.194	0.084	22.0
Simultaneous Transmission SAR											
Test position	**Test mode**	**Test Ch./Freq.**	**Duty Cycle**	**Duty Cycle Scaled factor**	**SAR (W/kg)1-g**	**Power drift(dB)**	**Conducted power(dBm)**	**Tune up Limit(dBm)**	**Scaled factor**	**Scaled SAR(W/kg)**	**Liquid Temp.**
Head Test data											
Left cheek	DH5	39/2441	76.73%	1.303	0.350	0.04	14.73	12.50	0.598	0.273	22.0
Left tilted	DH5	39/2441	76.73%	1.303	0.336	0.01	14.73	12.50	0.598	0.262	22.0
Right cheek	DH5	39/2441	76.73%	1.303	0.143	0.04	14.73	12.50	0.598	0.112	22.0
Right tilted	DH5	39/2441	76.73%	1.303	0.168	0.06	14.73	12.50	0.598	0.131	22.0

Table 37：SAR of BT

Unless otherwise agreed in writing, this document is issued by the Company subject to its General Conditions of Service printed overleaf, available on request or accessible at http://www.sgs.com/en/Terms-and-Conditions.aspx and, for electronic format documents, subject to Terms and Conditions for Electronic Documents at http://www.sgs.com/en/Terms-and-Conditions/Terms-e-Document.aspx. Attention is drawn to the limitation of liability, indemnification and jurisdiction issues defined therein. Any holder of this document is advised that information contained hereon reflects the Company's findings at the time of its intervention only and within the limits of Client's instructions, if any. The Company's sole responsibility is to its Client and this document does not exonerate parties to a transaction from exercising all their rights and obligations under the transaction documents. This document cannot be reproduced except in full, without prior written approval of the Company. Any unauthorized alteration, forgery or falsification of the content or appearance of this document is unlawful and offenders may be prosecuted to the fullest extent of the law. Unless otherwise stated the results shown in this test report refer only to the sample(s) tested and such sample(s) are retained for 30 days only.
Attention: To check the authenticity of testing /inspection report & certificate, please contact us at telephone: (86-755) 8307 1443, or email: CN.Doccheck@sgs.com
SGS-CSTC Standards Technical Services Co., Ltd. Shenzhen Branch
No.1 Workshop, M-10, Middle Section, Science & Technology Park, Shenzhen, China 518057 t (86-755) 26012053 f (86-755) 26710594 www.sgsgroup.com.cn
中国·深圳·科技园中区M-10栋一号厂房 邮编: 518057 t (86-755) 26012053 f (86-755) 26710594 sgs.china@sgs.com
Member of the SGS Group (SGS SA)

8.4 Multiple Transmitter Evaluation

8.4.1 Simultaneous SAR SAR test evaluation

- **Simultaneous Transmission Possibilities**

NO	Simultaneous TX Combination	Head	Body-worn	Hotspot	Product Specific 10-g (0mm)
1	WWAN + WLAN2.4GHz SISO/MIMO	Y	Y	Y	Y
2	WWAN + WLAN2.4GHz(chain0) + WLAN5GHz(chain1)	Y	Y	Y	Y
3	WWAN + Bluetooth + WLAN2.4GHz(chain1)	Y	Y	Y	Y
4	WWAN + Bluetooth + WLAN5GHz(chain0)	Y	Y	Y	Y
5	WWAN + Bluetooth + WLAN5GHz(chain1)	Y	Y	Y	Y
6	WWAN + Bluetooth + WLAN5GHz MIMO	Y	Y	Y	Y

Note:
1) The device does not support DTM function.
2) For Wi-Fi 5G, U-NII-2A (5250-5350 MHz) and U-NII-2C (5470-5725 MHz) bands does not support hotspot function.

Unless otherwise agreed in writing, this document is issued by the Company subject to its General Conditions of Service printed overleaf, available on request or accessible at http://www.sgs.com/en/Terms-and-Conditions.aspx and, for electronic format documents, subject to Terms and Conditions for Electronic Documents at http://www.sgs.com/en/Terms-and-Conditions/Terms-e-Document.aspx. Attention is drawn to the limitation of liability, indemnification and jurisdiction issues defined therein. Any holder of this document is advised that information contained hereon reflects the Company's findings at the time of its intervention only and within the limits of Client's instructions, if any. The Company's sole responsibility is to its Client and this document does not exonerate parties to a transaction from exercising all their rights and obligations under the transaction documents. This document cannot be reproduced except in full, without prior written approval of the Company. Any unauthorized alteration, forgery or falsification of the content or appearance of this document is unlawful and offenders may be prosecuted to the fullest extent of the law. Unless otherwise stated the results shown in this test report refer only to the sample(s) tested and such sample(s) are retained for 30 days only.
Attention: To check the authenticity of testing /inspection report & certificate, please contact us at telephone: (86-755) 8307 1443, or email: CN.Doccheck@sgs.com
SGS-CSTC Standards Technical Services Co., Ltd. Shenzhen Branch
No.1 Workshop, M-10, Middle Section, Science & Technology Park, Shenzhen, China 518057 t (86-755) 26012053 f (86-755) 26710594 www.sgsgroup.com.cn
中国·深圳·科技园中区M-10栋一号厂房 邮编: 518057 t (86-755) 26012053 f (86-755) 26710594 sgs.china@sgs.com
Member of the SGS Group (SGS SA)

8.4.2 Simultaneous Transmission SAR Summation Scenario

Head:

Test position		SARmax (W/kg)								Summed SAR					
		Main Ant1	WiFi 2.4G (chain0)	WiFi 2.4G (chain1)	WiFi 2.4G (MIMO)	WiFi 5G (chain0)	WiFi 5G (chain1)	WiFi 5G (MIMO)	BT						
		1	2	3	4	5	6	7	8	1+4	1+2+6	1+3+8	1+5+8	1+6+8	1+7+8
GSM850	Left cheek	0.324	0.351	0.339	0.639	0.378	0.140	0.318	0.273	0.963	0.815	0.936	0.975	0.737	0.915
	Left tilted	0.128	0.346	0.120	0.497	0.242	0.032	0.214	0.262	0.625	0.506	0.510	0.632	0.422	0.604
	Right cheek	0.280	0.128	0.064	0.234	0.133	0.020	0.111	0.112	0.514	0.428	0.456	0.525	0.412	0.503
	Right tilted	0.138	0.142	0.019	0.274	0.170	0.018	0.107	0.131	0.412	0.298	0.288	0.439	0.287	0.376
WCDMA Band V	Left cheek	0.207	0.351	0.339	0.639	0.378	0.140	0.318	0.273	0.846	0.698	0.819	0.858	0.620	0.798
	Left tilted	0.153	0.346	0.120	0.497	0.242	0.032	0.214	0.262	0.650	0.531	0.535	0.657	0.447	0.629
	Right cheek	0.325	0.128	0.064	0.234	0.133	0.020	0.111	0.112	0.559	0.473	0.501	0.570	0.457	0.548
	Right tilted	0.137	0.142	0.019	0.274	0.170	0.018	0.107	0.131	0.411	0.297	0.287	0.438	0.286	0.375
LTE Band 5	Left cheek	0.335	0.351	0.339	0.639	0.378	0.140	0.318	0.273	0.974	0.826	0.947	0.986	0.748	0.926
	Left tilted	0.120	0.346	0.120	0.497	0.242	0.032	0.214	0.262	0.617	0.498	0.502	0.624	0.414	0.596
	Right cheek	0.245	0.128	0.064	0.234	0.133	0.020	0.111	0.112	0.479	0.393	0.421	0.490	0.377	0.468
	Right tilted	0.128	0.142	0.019	0.274	0.170	0.018	0.107	0.131	0.402	0.288	0.278	0.429	0.277	0.366
LTE Band 12	Left cheek	0.234	0.351	0.339	0.639	0.378	0.140	0.318	0.273	0.873	0.725	0.846	0.885	0.647	0.825
	Left tilted	0.145	0.346	0.120	0.497	0.242	0.032	0.214	0.262	0.642	0.523	0.527	0.649	0.439	0.621
	Right cheek	0.156	0.128	0.064	0.234	0.133	0.020	0.111	0.112	0.390	0.304	0.332	0.401	0.288	0.379
	Right tilted	0.069	0.142	0.019	0.274	0.170	0.018	0.107	0.131	0.343	0.229	0.219	0.370	0.218	0.307
LTE Band 13	Left cheek	0.309	0.351	0.339	0.639	0.378	0.140	0.318	0.273	0.948	0.800	0.921	0.960	0.722	0.900
	Left tilted	0.181	0.346	0.120	0.497	0.242	0.032	0.214	0.262	0.678	0.559	0.563	0.685	0.475	0.657
	Right cheek	0.246	0.128	0.064	0.234	0.133	0.020	0.111	0.112	0.480	0.394	0.422	0.491	0.378	0.469
	Right tilted	0.130	0.142	0.019	0.274	0.170	0.018	0.107	0.131	0.404	0.290	0.280	0.431	0.279	0.368
LTE Band 17	Left cheek	0.229	0.351	0.339	0.639	0.378	0.140	0.318	0.273	0.868	0.720	0.841	0.880	0.642	0.820
	Left tilted	0.166	0.346	0.120	0.497	0.242	0.032	0.214	0.262	0.663	0.544	0.548	0.670	0.460	0.642
	Right cheek	0.155	0.128	0.064	0.234	0.133	0.020	0.111	0.112	0.389	0.303	0.331	0.400	0.287	0.378
	Right tilted	0.084	0.142	0.019	0.274	0.170	0.018	0.107	0.131	0.358	0.244	0.234	0.385	0.233	0.322
LTE Band 26	Left cheek	0.472	0.351	0.339	0.639	0.378	0.140	0.318	0.273	1.111	0.963	1.084	1.123	0.885	1.063
	Left tilted	0.191	0.346	0.120	0.497	0.242	0.032	0.214	0.262	0.688	0.569	0.573	0.695	0.485	0.667
	Right cheek	0.265	0.128	0.064	0.234	0.133	0.020	0.111	0.112	0.499	0.413	0.441	0.510	0.397	0.488
	Right tilted	0.162	0.142	0.019	0.274	0.170	0.018	0.107	0.131	0.436	0.322	0.312	0.463	0.311	0.400
N5	Left cheek	0.374	0.351	0.339	0.639	0.378	0.140	0.318	0.273	1.013	0.865	0.986	1.025	0.787	0.965
	Left tilted	0.128	0.346	0.120	0.497	0.242	0.032	0.214	0.262	0.625	0.506	0.510	0.632	0.422	0.604
	Right cheek	0.320	0.128	0.064	0.234	0.133	0.020	0.111	0.112	0.554	0.468	0.496	0.565	0.452	0.543
	Right tilted	0.151	0.142	0.019	0.274	0.170	0.018	0.107	0.131	0.425	0.311	0.301	0.452	0.300	0.389

Unless otherwise agreed in writing, this document is issued by the Company subject to its General Conditions of Service printed overleaf, available on request or accessible at http://www.sgs.com/en/Terms-and-Conditions.aspx and, for electronic format documents, subject to Terms and Conditions for Electronic Documents at http://www.sgs.com/en/Terms-and-Conditions/Terms-e-Document.aspx. Attention is drawn to the limitation of liability, indemnification and jurisdiction issues defined therein. Any holder of this document is advised that information contained hereon reflects the Company's findings at the time of its intervention only and within the limits of Client's instructions, if any. The Company's sole responsibility is to its Client and this document does not exonerate parties to a transaction from exercising all their rights and obligations under the transaction documents. This document cannot be reproduced except in full, without prior written approval of the Company. Any unauthorized alteration, forgery or falsification of the content or appearance of this document is unlawful and offenders may be prosecuted to the fullest extent of the law. Unless otherwise stated the results shown in this test report refer only to the sample(s) tested and such sample(s) are retained for 30 days only.
Attention: To check the authenticity of testing /inspection report & certificate, please contact us at telephone: (86-755) 8307 1443, or email: CN.Doccheck@sgs.com
SGS-CSTC Standards Technical Services Co., Ltd. Shenzhen Branch
No.1 Workshop, M-10, Middle Section, Science & Technology Park, Shenzhen, China 518057 t (86-755) 26012053 f (86-755) 26710594 www.sgsgroup.com.cn
中国·深圳·科技园中区M-10栋一号厂房 邮编: 518057 t (86-755) 26012053 f (86-755) 26710594 sgs.china@sgs.com
Member of the SGS Group (SGS SA)

Test position		SARmax (W/kg)								Summed SAR					
		Main Ant2	WiFi 2.4G (chain0)	WiFi 2.4G (chain1)	WiFi 2.4G (MIMO)	WiFi 5G (chain0)	WiFi 5G (chain1)	WiFi 5G (MIMO)	BT						
		1	2	3	4	5	6	7	8	1+4	1+2+6	1+3+8	1+5+8	1+6+8	1+7+8
GSM1900	Left cheek	0.090	0.351	0.339	0.639	0.378	0.140	0.318	0.273	0.729	0.581	0.702	0.741	0.503	0.681
	Left tilted	0.056	0.346	0.120	0.497	0.242	0.032	0.214	0.262	0.553	0.434	0.438	0.560	0.350	0.532
	Right cheek	0.081	0.128	0.064	0.234	0.133	0.020	0.111	0.112	0.315	0.229	0.257	0.326	0.213	0.304
	Right tilted	0.038	0.142	0.019	0.274	0.170	0.018	0.107	0.131	0.312	0.198	0.188	0.339	0.187	0.276
WCDMA Band II	Left cheek	0.246	0.351	0.339	0.639	0.378	0.140	0.318	0.273	0.885	0.737	0.858	0.897	0.659	0.837
	Left tilted	0.186	0.346	0.120	0.497	0.242	0.032	0.214	0.262	0.683	0.564	0.568	0.690	0.480	0.662
	Right cheek	0.285	0.128	0.064	0.234	0.133	0.020	0.111	0.112	0.519	0.433	0.461	0.530	0.417	0.508
	Right tilted	0.113	0.142	0.019	0.274	0.170	0.018	0.107	0.131	0.387	0.273	0.263	0.414	0.262	0.351
WCDMA Band IV	Left cheek	0.207	0.351	0.339	0.639	0.378	0.140	0.318	0.273	0.846	0.698	0.819	0.858	0.620	0.798
	Left tilted	0.180	0.346	0.120	0.497	0.242	0.032	0.214	0.262	0.677	0.558	0.562	0.684	0.474	0.656
	Right cheek	0.298	0.128	0.064	0.234	0.133	0.020	0.111	0.112	0.532	0.446	0.474	0.543	0.430	0.521
	Right tilted	0.135	0.142	0.019	0.274	0.170	0.018	0.107	0.131	0.409	0.295	0.285	0.436	0.284	0.373
LTE Band 2	Left cheek	0.232	0.351	0.339	0.639	0.378	0.140	0.318	0.273	0.871	0.723	0.844	0.883	0.645	0.823
	Left tilted	0.120	0.346	0.120	0.497	0.242	0.032	0.214	0.262	0.617	0.498	0.502	0.624	0.414	0.596
	Right cheek	0.178	0.128	0.064	0.234	0.133	0.020	0.111	0.112	0.412	0.326	0.354	0.423	0.310	0.401
	Right tilted	0.078	0.142	0.019	0.274	0.170	0.018	0.107	0.131	0.352	0.238	0.228	0.379	0.227	0.316
LTE Band 4	Left cheek	0.236	0.351	0.339	0.639	0.378	0.140	0.318	0.273	0.875	0.727	0.848	0.887	0.649	0.827
	Left tilted	0.172	0.346	0.120	0.497	0.242	0.032	0.214	0.262	0.669	0.550	0.554	0.676	0.466	0.648
	Right cheek	0.278	0.128	0.064	0.234	0.133	0.020	0.111	0.112	0.512	0.426	0.454	0.523	0.410	0.501
	Right tilted	0.139	0.142	0.019	0.274	0.170	0.018	0.107	0.131	0.413	0.299	0.289	0.440	0.288	0.377
LTE Band 7	Left cheek	0.297	0.351	0.339	0.639	0.378	0.140	0.318	0.273	0.936	0.788	0.909	0.948	0.710	0.888
	Left tilted	0.142	0.346	0.120	0.497	0.242	0.032	0.214	0.262	0.639	0.520	0.524	0.646	0.436	0.618
	Right cheek	0.221	0.128	0.064	0.234	0.133	0.020	0.111	0.112	0.455	0.369	0.397	0.466	0.353	0.444
	Right tilted	0.200	0.142	0.019	0.274	0.170	0.018	0.107	0.131	0.474	0.360	0.350	0.501	0.349	0.438
LTE Band 38	Left cheek	0.235	0.351	0.339	0.639	0.378	0.140	0.318	0.273	0.874	0.726	0.847	0.886	0.648	0.826
	Left tilted	0.063	0.346	0.120	0.497	0.242	0.032	0.214	0.262	0.560	0.441	0.445	0.567	0.357	0.539
	Right cheek	0.137	0.128	0.064	0.234	0.133	0.020	0.111	0.112	0.371	0.285	0.313	0.382	0.269	0.360
	Right tilted	0.054	0.142	0.019	0.274	0.170	0.018	0.107	0.131	0.328	0.214	0.204	0.355	0.203	0.292
LTE Band 41	Left cheek	0.103	0.351	0.339	0.639	0.378	0.140	0.318	0.273	0.742	0.594	0.715	0.754	0.516	0.694
	Left tilted	0.025	0.346	0.120	0.497	0.242	0.032	0.214	0.262	0.522	0.403	0.407	0.529	0.319	0.501
	Right cheek	0.069	0.128	0.064	0.234	0.133	0.020	0.111	0.112	0.303	0.217	0.245	0.314	0.201	0.292
	Right tilted	0.021	0.142	0.019	0.274	0.170	0.018	0.107	0.131	0.295	0.181	0.171	0.322	0.170	0.259
LTE Band 66	Left cheek	0.250	0.351	0.339	0.639	0.378	0.140	0.318	0.273	0.889	0.741	0.862	0.901	0.663	0.841
	Left tilted	0.160	0.346	0.120	0.497	0.242	0.032	0.214	0.262	0.657	0.538	0.542	0.664	0.454	0.636
	Right cheek	0.312	0.128	0.064	0.234	0.133	0.020	0.111	0.112	0.546	0.460	0.488	0.557	0.444	0.535
	Right tilted	0.098	0.142	0.019	0.274	0.170	0.018	0.107	0.131	0.372	0.258	0.248	0.399	0.247	0.336
N7	Left cheek	0.036	0.351	0.339	0.639	0.378	0.140	0.318	0.273	0.675	0.527	0.648	0.687	0.449	0.627
	Left tilted	0.024	0.346	0.120	0.497	0.242	0.032	0.214	0.262	0.521	0.402	0.406	0.528	0.318	0.500
	Right cheek	0.028	0.128	0.064	0.234	0.133	0.020	0.111	0.112	0.262	0.176	0.204	0.273	0.160	0.251
	Right tilted	0.022	0.142	0.019	0.274	0.170	0.018	0.107	0.131	0.296	0.182	0.172	0.323	0.171	0.260
N38	Left cheek	0.220	0.351	0.339	0.639	0.378	0.140	0.318	0.273	0.859	0.711	0.832	0.871	0.633	0.811
	Left tilted	0.036	0.346	0.120	0.497	0.242	0.032	0.214	0.262	0.533	0.414	0.418	0.540	0.330	0.512
	Right cheek	0.107	0.128	0.064	0.234	0.133	0.020	0.111	0.112	0.341	0.255	0.283	0.352	0.239	0.330
	Right tilted	0.034	0.142	0.019	0.274	0.170	0.018	0.107	0.131	0.308	0.194	0.184	0.335	0.183	0.272
N41	Left cheek	0.131	0.351	0.339	0.639	0.378	0.140	0.318	0.273	0.770	0.622	0.743	0.782	0.544	0.722
	Left tilted	0.020	0.346	0.120	0.497	0.242	0.032	0.214	0.262	0.517	0.398	0.402	0.524	0.314	0.496
	Right cheek	0.076	0.128	0.064	0.234	0.133	0.020	0.111	0.112	0.310	0.224	0.252	0.321	0.208	0.299
	Right tilted	0.032	0.142	0.019	0.274	0.170	0.018	0.107	0.131	0.306	0.192	0.182	0.333	0.181	0.270

Unless otherwise agreed in writing, this document is issued by the Company subject to its General Conditions of Service printed overleaf, available on request or accessible at http://www.sgs.com/en/Terms-and-Conditions.aspx and, for electronic format documents, subject to Terms and Conditions for Electronic Documents at http://www.sgs.com/en/Terms-and-Conditions/Terms-e-Document.aspx. Attention is drawn to the limitation of liability, indemnification and jurisdiction issues defined therein. Any holder of this document is advised that information contained hereon reflects the Company's findings at the time of its intervention only and within the limits of Client's instructions, if any. The Company's sole responsibility is to its Client and this document does not exonerate parties to a transaction from exercising all their rights and obligations under the transaction documents. This document cannot be reproduced except in full, without prior written approval of the Company. Any unauthorized alteration, forgery or falsification of the content or appearance of this document is unlawful and offenders may be prosecuted to the fullest extent of the law. Unless otherwise stated the results shown in this test report refer only to the sample(s) tested and such sample(s) are retained for 30 days only.
Attention: To check the authenticity of testing /inspection report & certificate, please contact us at telephone: (86-755) 8307 1443, or email: CN.Doccheck@sgs.com

SGS-CSTC Standards Technical Services Co., Ltd. Shenzhen Branch
No.1 Workshop, M-10, Middle Section, Science & Technology Park, Shenzhen, China 518057 t (86-755) 26012053 f (86-755) 26710594 www.sgsgroup.com.cn
中国·深圳·科技园中区M-10栋一号厂房 邮编: 518057 t (86-755) 26012053 f (86-755) 26710594 sgs.china@sgs.com

N66	Left cheek	0.171	0.351	0.339	0.639	0.378	0.140	0.318	0.273	0.810	0.662	0.783	0.822	0.584	0.762
	Left tilted	0.112	0.346	0.120	0.497	0.242	0.032	0.214	0.262	0.609	0.490	0.494	0.616	0.406	0.588
	Right cheek	0.240	0.128	0.064	0.234	0.133	0.020	0.111	0.112	0.474	0.388	0.416	0.485	0.372	0.463
	Right tilted	0.101	0.142	0.019	0.274	0.170	0.018	0.107	0.131	0.375	0.261	0.251	0.402	0.250	0.339

Test position		SARmax (W/kg)								Summed SAR					
		Main Ant3	WiFi 2.4G (chain0)	WiFi 2.4G (chain1)	WiFi 2.4G (MIMO)	WiFi 5G (chain0)	WiFi 5G (chain1)	WiFi 5G (MIMO)	BT						
		1	2	3	4	5	6	7	8	1+4	1+2+6	1+3+8	1+5+8	1+6+8	1+7+8
GSM850	Left cheek	0.188	0.351	0.339	0.639	0.378	0.140	0.318	0.273	0.827	0.679	0.800	0.839	0.601	0.779
	Left tilted	0.018	0.346	0.120	0.497	0.242	0.032	0.214	0.262	0.515	0.396	0.400	0.522	0.312	0.494
	Right cheek	0.090	0.128	0.064	0.234	0.133	0.020	0.111	0.112	0.324	0.238	0.266	0.335	0.222	0.313
	Right tilted	0.018	0.142	0.019	0.274	0.170	0.018	0.107	0.131	0.292	0.178	0.168	0.319	0.167	0.256
WCDMA Band V	Left cheek	0.636	0.351	0.339	0.639	0.378	0.140	0.318	0.273	1.275	1.127	1.248	1.287	1.049	1.227
	Left tilted	0.087	0.346	0.120	0.497	0.242	0.032	0.214	0.262	0.584	0.465	0.469	0.591	0.381	0.563
	Right cheek	0.451	0.128	0.064	0.234	0.133	0.020	0.111	0.112	0.685	0.599	0.627	0.696	0.583	0.674
	Right tilted	0.059	0.142	0.019	0.274	0.170	0.018	0.107	0.131	0.333	0.219	0.209	0.360	0.208	0.297
LTE Band 5	Left cheek	0.504	0.351	0.339	0.639	0.378	0.140	0.318	0.273	1.143	0.995	1.116	1.155	0.917	1.095
	Left tilted	0.061	0.346	0.120	0.497	0.242	0.032	0.214	0.262	0.558	0.439	0.443	0.565	0.355	0.537
	Right cheek	0.251	0.128	0.064	0.234	0.133	0.020	0.111	0.112	0.485	0.399	0.427	0.496	0.383	0.474
	Right tilted	0.054	0.142	0.019	0.274	0.170	0.018	0.107	0.131	0.328	0.214	0.204	0.355	0.203	0.292
LTE Band 12	Left cheek	0.647	0.351	0.339	0.639	0.378	0.140	0.318	0.273	1.286	1.138	1.259	1.298	1.060	1.238
	Left tilted	0.064	0.346	0.120	0.497	0.242	0.032	0.214	0.262	0.561	0.442	0.446	0.568	0.358	0.540
	Right cheek	0.363	0.128	0.064	0.234	0.133	0.020	0.111	0.112	0.597	0.511	0.539	0.608	0.495	0.586
	Right tilted	0.063	0.142	0.019	0.274	0.170	0.018	0.107	0.131	0.337	0.223	0.213	0.364	0.212	0.301
LTE Band 13	Left cheek	0.915	0.351	0.339	0.639	0.378	0.140	0.318	0.273	1.554	1.406	1.527	1.566	1.328	1.506
	Left tilted	0.141	0.346	0.120	0.497	0.242	0.032	0.214	0.262	0.638	0.519	0.523	0.645	0.435	0.617
	Right cheek	0.392	0.128	0.064	0.234	0.133	0.020	0.111	0.112	0.626	0.540	0.568	0.637	0.524	0.615
	Right tilted	0.061	0.142	0.019	0.274	0.170	0.018	0.107	0.131	0.335	0.221	0.211	0.362	0.210	0.299
LTE Band 17	Left cheek	0.650	0.351	0.339	0.639	0.378	0.140	0.318	0.273	1.289	1.141	1.262	1.301	1.063	1.241
	Left tilted	0.064	0.346	0.120	0.497	0.242	0.032	0.214	0.262	0.561	0.442	0.446	0.568	0.358	0.540
	Right cheek	0.330	0.128	0.064	0.234	0.133	0.020	0.111	0.112	0.564	0.478	0.506	0.575	0.462	0.553
	Right tilted	0.048	0.142	0.019	0.274	0.170	0.018	0.107	0.131	0.322	0.208	0.198	0.349	0.197	0.286
LTE Band 26	Left cheek	0.897	0.351	0.339	0.639	0.378	0.140	0.318	0.273	1.536	1.388	1.509	1.548	1.310	1.488
	Left tilted	0.088	0.346	0.120	0.497	0.242	0.032	0.214	0.262	0.585	0.466	0.470	0.592	0.382	0.564
	Right cheek	0.398	0.128	0.064	0.234	0.133	0.020	0.111	0.112	0.632	0.546	0.574	0.643	0.530	0.621
	Right tilted	0.077	0.142	0.019	0.274	0.170	0.018	0.107	0.131	0.351	0.237	0.227	0.378	0.226	0.315
N5	Left cheek	0.478	0.351	0.339	0.639	0.378	0.140	0.318	0.273	1.117	0.969	1.090	1.129	0.891	1.069
	Left tilted	0.042	0.346	0.120	0.497	0.242	0.032	0.214	0.262	0.539	0.420	0.424	0.546	0.336	0.518
	Right cheek	0.268	0.128	0.064	0.234	0.133	0.020	0.111	0.112	0.502	0.416	0.444	0.513	0.400	0.491
	Right tilted	0.041	0.142	0.019	0.274	0.170	0.018	0.107	0.131	0.315	0.201	0.191	0.342	0.190	0.279

Unless otherwise agreed in writing, this document is issued by the Company subject to its General Conditions of Service printed overleaf, available on request or accessible at http://www.sgs.com/en/Terms-and-Conditions.aspx and, for electronic format documents, subject to Terms and Conditions for Electronic Documents at http://www.sgs.com/en/Terms-and-Conditions/Terms-e-Document.aspx. Attention is drawn to the limitation of liability, indemnification and jurisdiction issues defined therein. Any holder of this document is advised that information contained hereon reflects the Company's findings at the time of its intervention only and within the limits of Client's instructions, if any. The Company's sole responsibility is to its Client and this document does not exonerate parties to a transaction from exercising all their rights and obligations under the transaction documents. This document cannot be reproduced except in full, without prior written approval of the Company. Any unauthorized alteration, forgery or falsification of the content or appearance of this document is unlawful and offenders may be prosecuted to the fullest extent of the law. Unless otherwise stated the results shown in this test report refer only to the sample(s) tested and such sample(s) are retained for 30 days only.
Attention: To check the authenticity of testing /inspection report & certificate, please contact us at telephone: (86-755) 8307 1443, or email: CN.Doccheck@sgs.com

Test position		SARmax (W/kg)								Summed SAR					
		Main Ant4	WiFi 2.4G (chain0)	WiFi 2.4G (chain1)	WiFi 2.4G (MIMO)	WiFi 5G (chain0)	WiFi 5G (chain1)	WiFi 5G (MIMO)	BT						
		1	2	3	4	5	6	7	8	1+4	1+2+6	1+3+8	1+5+8	1+6+8	1+7+8
LTE Band 4	Left cheek	0.342	0.351	0.339	0.639	0.378	0.140	0.318	0.273	0.981	0.833	0.954	0.993	0.755	0.933
	Left tilted	0.070	0.346	0.120	0.497	0.242	0.032	0.214	0.262	0.567	0.448	0.452	0.574	0.364	0.546
	Right cheek	0.740	0.128	0.064	0.234	0.133	0.020	0.111	0.112	0.974	0.888	0.916	0.985	0.872	0.963
	Right tilted	0.176	0.142	0.019	0.274	0.170	0.018	0.107	0.131	0.450	0.336	0.326	0.477	0.325	0.414
LTE Band 7	Left cheek	0.146	0.351	0.339	0.639	0.378	0.140	0.318	0.273	0.785	0.637	0.758	0.797	0.559	0.737
	Left tilted	0.065	0.346	0.120	0.497	0.242	0.032	0.214	0.262	0.562	0.443	0.447	0.569	0.359	0.541
	Right cheek	0.365	0.128	0.064	0.234	0.133	0.020	0.111	0.112	0.599	0.513	0.541	0.610	0.497	0.588
	Right tilted	0.168	0.142	0.019	0.274	0.170	0.018	0.107	0.131	0.442	0.328	0.318	0.469	0.317	0.406
LTE Band 38	Left cheek	0.187	0.351	0.339	0.639	0.378	0.140	0.318	0.273	0.826	0.678	0.799	0.838	0.600	0.778
	Left tilted	0.079	0.346	0.120	0.497	0.242	0.032	0.214	0.262	0.576	0.457	0.461	0.583	0.373	0.555
	Right cheek	0.445	0.128	0.064	0.234	0.133	0.020	0.111	0.112	0.679	0.593	0.621	0.690	0.577	0.668
	Right tilted	0.175	0.142	0.019	0.274	0.170	0.018	0.107	0.131	0.449	0.335	0.325	0.476	0.324	0.413
LTE Band 41	Left cheek	0.163	0.351	0.339	0.639	0.378	0.140	0.318	0.273	0.802	0.654	0.775	0.814	0.576	0.754
	Left tilted	0.049	0.346	0.120	0.497	0.242	0.032	0.214	0.262	0.546	0.427	0.431	0.553	0.343	0.525
	Right cheek	0.361	0.128	0.064	0.234	0.133	0.020	0.111	0.112	0.595	0.509	0.537	0.606	0.493	0.584
	Right tilted	0.125	0.142	0.019	0.274	0.170	0.018	0.107	0.131	0.399	0.285	0.275	0.426	0.274	0.363
LTE Band 66	Left cheek	0.215	0.351	0.339	0.639	0.378	0.140	0.318	0.273	0.854	0.706	0.827	0.866	0.628	0.806
	Left tilted	0.036	0.346	0.120	0.497	0.242	0.032	0.214	0.262	0.533	0.414	0.418	0.540	0.330	0.512
	Right cheek	0.491	0.128	0.064	0.234	0.133	0.020	0.111	0.112	0.725	0.639	0.667	0.736	0.623	0.714
	Right tilted	0.088	0.142	0.019	0.274	0.170	0.018	0.107	0.131	0.362	0.248	0.238	0.389	0.237	0.326
N7	Left cheek	0.215	0.351	0.339	0.639	0.378	0.140	0.318	0.273	0.854	0.706	0.827	0.866	0.628	0.806
	Left tilted	0.068	0.346	0.120	0.497	0.242	0.032	0.214	0.262	0.565	0.446	0.450	0.572	0.362	0.544
	Right cheek	0.497	0.128	0.064	0.234	0.133	0.020	0.111	0.112	0.731	0.645	0.673	0.742	0.629	0.720
	Right tilted	0.248	0.142	0.019	0.274	0.170	0.018	0.107	0.131	0.522	0.408	0.398	0.549	0.397	0.486
N38	Left cheek	0.319	0.351	0.339	0.639	0.378	0.140	0.318	0.273	0.958	0.810	0.931	0.970	0.732	0.910
	Left tilted	0.128	0.346	0.120	0.497	0.242	0.032	0.214	0.262	0.625	0.506	0.510	0.632	0.422	0.604
	Right cheek	0.750	0.128	0.064	0.234	0.133	0.020	0.111	0.112	0.984	0.898	0.926	0.995	0.882	0.973
	Right tilted	0.358	0.142	0.019	0.274	0.170	0.018	0.107	0.131	0.632	0.518	0.508	0.659	0.507	0.596
N41	Left cheek	0.175	0.351	0.339	0.639	0.378	0.140	0.318	0.273	0.814	0.666	0.787	0.826	0.588	0.766
	Left tilted	0.047	0.346	0.120	0.497	0.242	0.032	0.214	0.262	0.544	0.425	0.429	0.551	0.341	0.523
	Right cheek	0.481	0.128	0.064	0.234	0.133	0.020	0.111	0.112	0.715	0.629	0.657	0.726	0.613	0.704
	Right tilted	0.125	0.142	0.019	0.274	0.170	0.018	0.107	0.131	0.399	0.285	0.275	0.426	0.274	0.363
N66	Left cheek	0.265	0.351	0.339	0.639	0.378	0.140	0.318	0.273	0.904	0.756	0.877	0.916	0.678	0.856
	Left tilted	0.061	0.346	0.120	0.497	0.242	0.032	0.214	0.262	0.558	0.439	0.443	0.565	0.355	0.537
	Right cheek	0.804	0.128	0.064	0.234	0.133	0.020	0.111	0.112	1.038	0.952	0.980	1.049	0.936	1.027
	Right tilted	0.167	0.142	0.019	0.274	0.170	0.018	0.107	0.131	0.441	0.327	0.317	0.468	0.316	0.405

Unless otherwise agreed in writing, this document is issued by the Company subject to its General Conditions of Service printed overleaf, available on request or accessible at http://www.sgs.com/en/Terms-and-Conditions.aspx and, for electronic format documents, subject to Terms and Conditions for Electronic Documents at http://www.sgs.com/en/Terms-and-Conditions/Terms-e-Document.aspx. Attention is drawn to the limitation of liability, indemnification and jurisdiction issues defined therein. Any holder of this document is advised that information contained hereon reflects the Company's findings at the time of its intervention only and within the limits of Client's instructions, if any. The Company's sole responsibility is to its Client and this document does not exonerate parties to a transaction from exercising all their rights and obligations under the transaction documents. This document cannot be reproduced except in full, without prior written approval of the Company. Any unauthorized alteration, forgery or falsification of the content or appearance of this document is unlawful and offenders may be prosecuted to the fullest extent of the law. Unless otherwise stated the results shown in this test report refer only to the sample(s) tested and such sample(s) are retained for 30 days only.
Attention: To check the authenticity of testing /inspection report & certificate, please contact us at telephone: (86-755) 8307 1443, or email: CN.Doccheck@sgs.com

SGS-CSTC Standards Technical Services Co., Ltd.
Shenzhen Branch
No.1 Workshop, M-10, Middle Section, Science & Technology Park, Shenzhen, China 518057 t (86-755) 26012053 f (86-755) 26710594 www.sgsgroup.com.cn
中国·深圳·科技园中区M-10栋一号厂房 邮编: 518057 t (86-755) 26012053 f (86-755) 26710594 sgs.china@sgs.com

Member of the SGS Group (SGS SA)

Test position		SARmax (W/kg)								Summed SAR					
		Main Ant5	WiFi 2.4G (chain0)	WiFi 2.4G (chain1)	WiFi 2.4G (MIMO)	WiFi 5G (chain0)	WiFi 5G (chain1)	WiFi 5G (MIMO)	BT						
		1	2	3	4	5	6	7	8	1+4	1+2+6	1+3+8	1+5+8	1+6+8	1+7+8
GSM1900	Left cheek	0.338	0.351	0.339	0.639	0.378	0.140	0.318	0.273	0.977	0.829	0.950	0.989	0.751	0.929
	Left tilted	0.505	0.346	0.120	0.497	0.242	0.032	0.214	0.262	1.002	0.883	0.887	1.009	0.799	0.981
	Right cheek	0.606	0.128	0.064	0.234	0.133	0.020	0.111	0.112	0.840	0.754	0.782	0.851	0.738	0.829
	Right tilted	0.581	0.142	0.019	0.274	0.170	0.018	0.107	0.131	0.855	0.741	0.731	0.882	0.730	0.819
WCDMA Band II	Left cheek	0.588	0.351	0.339	0.639	0.378	0.140	0.318	0.273	1.227	1.079	1.200	1.239	1.001	1.179
	Left tilted	0.730	0.346	0.120	0.497	0.242	0.032	0.214	0.262	1.227	1.108	1.112	1.234	1.024	1.206
	Right cheek	0.997	0.128	0.064	0.234	0.133	0.020	0.111	0.112	1.231	1.145	1.173	1.242	1.129	1.220
	Right tilted	0.671	0.142	0.019	0.274	0.170	0.018	0.107	0.131	0.945	0.831	0.821	0.972	0.820	0.909
WCDMA Band IV	Left cheek	0.498	0.351	0.339	0.639	0.378	0.140	0.318	0.273	1.137	0.989	1.110	1.149	0.911	1.089
	Left tilted	0.534	0.346	0.120	0.497	0.242	0.032	0.214	0.262	1.031	0.912	0.916	1.038	0.828	1.010
	Right cheek	0.863	0.128	0.064	0.234	0.133	0.020	0.111	0.112	1.097	1.011	1.039	1.108	0.995	1.086
	Right tilted	0.834	0.142	0.019	0.274	0.170	0.018	0.107	0.131	1.108	0.994	0.984	1.135	0.983	1.072
LTE Band 4	Left cheek	0.374	0.351	0.339	0.639	0.378	0.140	0.318	0.273	1.013	0.865	0.986	1.025	0.787	0.965
	Left tilted	0.406	0.346	0.120	0.497	0.242	0.032	0.214	0.262	0.903	0.784	0.788	0.910	0.700	0.882
	Right cheek	0.753	0.128	0.064	0.234	0.133	0.020	0.111	0.112	0.987	0.901	0.929	0.998	0.885	0.976
	Right tilted	0.736	0.142	0.019	0.274	0.170	0.018	0.107	0.131	1.010	0.896	0.886	1.037	0.885	0.974
LTE Band 7	Left cheek	0.210	0.351	0.339	0.639	0.378	0.140	0.318	0.273	0.849	0.701	0.822	0.861	0.623	0.801
	Left tilted	0.261	0.346	0.120	0.497	0.242	0.032	0.214	0.262	0.758	0.639	0.643	0.765	0.555	0.737
	Right cheek	0.506	0.128	0.064	0.234	0.133	0.020	0.111	0.112	0.740	0.654	0.682	0.751	0.638	0.729
	Right tilted	0.518	0.142	0.019	0.274	0.170	0.018	0.107	0.131	0.792	0.678	0.668	0.819	0.667	0.756
LTE Band 38	Left cheek	0.226	0.351	0.339	0.639	0.378	0.140	0.318	0.273	0.865	0.717	0.838	0.877	0.639	0.817
	Left tilted	0.207	0.346	0.120	0.497	0.242	0.032	0.214	0.262	0.704	0.585	0.589	0.711	0.501	0.683
	Right cheek	0.496	0.128	0.064	0.234	0.133	0.020	0.111	0.112	0.730	0.644	0.672	0.741	0.628	0.719
	Right tilted	0.461	0.142	0.019	0.274	0.170	0.018	0.107	0.131	0.735	0.621	0.611	0.762	0.610	0.699
LTE Band 41	Left cheek	0.204	0.351	0.339	0.639	0.378	0.140	0.318	0.273	0.843	0.695	0.816	0.855	0.617	0.795
	Left tilted	0.218	0.346	0.120	0.497	0.242	0.032	0.214	0.262	0.715	0.596	0.600	0.722	0.512	0.694
	Right cheek	0.338	0.128	0.064	0.234	0.133	0.020	0.111	0.112	0.572	0.486	0.514	0.583	0.470	0.561
	Right tilted	0.330	0.142	0.019	0.274	0.170	0.018	0.107	0.131	0.604	0.490	0.480	0.631	0.479	0.568
LTE Band 66	Left cheek	0.353	0.351	0.339	0.639	0.378	0.140	0.318	0.273	0.992	0.844	0.965	1.004	0.766	0.944
	Left tilted	0.382	0.346	0.120	0.497	0.242	0.032	0.214	0.262	0.879	0.760	0.764	0.886	0.676	0.858
	Right cheek	0.544	0.128	0.064	0.234	0.133	0.020	0.111	0.112	0.778	0.692	0.720	0.789	0.676	0.767
	Right tilted	0.503	0.142	0.019	0.274	0.170	0.018	0.107	0.131	0.777	0.663	0.653	0.804	0.652	0.741
N7	Left cheek	0.239	0.351	0.339	0.639	0.378	0.140	0.318	0.273	0.878	0.730	0.851	0.890	0.652	0.830
	Left tilted	0.259	0.346	0.120	0.497	0.242	0.032	0.214	0.262	0.756	0.637	0.641	0.763	0.553	0.735
	Right cheek	0.482	0.128	0.064	0.234	0.133	0.020	0.111	0.112	0.716	0.630	0.658	0.727	0.614	0.705
	Right tilted	0.406	0.142	0.019	0.274	0.170	0.018	0.107	0.131	0.680	0.566	0.556	0.707	0.555	0.644
N38	Left cheek	0.285	0.351	0.339	0.639	0.378	0.140	0.318	0.273	0.924	0.776	0.897	0.936	0.698	0.876
	Left tilted	0.374	0.346	0.120	0.497	0.242	0.032	0.214	0.262	0.871	0.752	0.756	0.878	0.668	0.850
	Right cheek	0.648	0.128	0.064	0.234	0.133	0.020	0.111	0.112	0.882	0.796	0.824	0.893	0.780	0.871
	Right tilted	0.643	0.142	0.019	0.274	0.170	0.018	0.107	0.131	0.917	0.803	0.793	0.944	0.792	0.881
N41	Left cheek	0.142	0.351	0.339	0.639	0.378	0.140	0.318	0.273	0.781	0.633	0.754	0.793	0.555	0.733
	Left tilted	0.200	0.346	0.120	0.497	0.242	0.032	0.214	0.262	0.697	0.578	0.582	0.704	0.494	0.676
	Right cheek	0.247	0.128	0.064	0.234	0.133	0.020	0.111	0.112	0.481	0.395	0.423	0.492	0.379	0.470
	Right tilted	0.299	0.142	0.019	0.274	0.170	0.018	0.107	0.131	0.573	0.459	0.449	0.600	0.448	0.537
N66	Left cheek	0.154	0.351	0.339	0.639	0.378	0.140	0.318	0.273	0.793	0.645	0.766	0.805	0.567	0.745
	Left tilted	0.041	0.346	0.120	0.497	0.242	0.032	0.214	0.262	0.538	0.419	0.423	0.545	0.335	0.517
	Right cheek	0.357	0.128	0.064	0.234	0.133	0.020	0.111	0.112	0.591	0.505	0.533	0.602	0.489	0.580
	Right tilted	0.099	0.142	0.019	0.274	0.170	0.018	0.107	0.131	0.373	0.259	0.249	0.400	0.248	0.337

Unless otherwise agreed in writing, this document is issued by the Company subject to its General Conditions of Service printed overleaf, available on request or accessible at http://www.sgs.com/en/Terms-and-Conditions.aspx and, for electronic format documents, subject to Terms and Conditions for Electronic Documents at http://www.sgs.com/en/Terms-and-Conditions/Terms-e-Document.aspx. Attention is drawn to the limitation of liability, indemnification and jurisdiction issues defined therein. Any holder of this document is advised that information contained hereon reflects the Company's findings at the time of its intervention only and within the limits of Client's instructions, if any. The Company's sole responsibility is to its Client and this document does not exonerate parties to a transaction from exercising all their rights and obligations under the transaction documents. This document cannot be reproduced except in full, without prior written approval of the Company. Any unauthorized alteration, forgery or falsification of the content or appearance of this document is unlawful and offenders may be prosecuted to the fullest extent of the law. Unless otherwise stated the results shown in this test report refer only to the sample(s) tested and such sample(s) are retained for 30 days only.
Attention: To check the authenticity of testing /inspection report & certificate, please contact us at telephone: (86-755) 8307 1443, or email: CN.Doccheck@sgs.com

No.1 Workshop, M-10, Middle Section, Science & Technology Park, Shenzhen, China 518057 t (86-755) 26012053 f (86-755) 26710594 www.sgsgroup.com.cn
中国·深圳·科技园中区M-10栋一号厂房 邮编: 518057 t (86-755) 26012053 f (86-755) 26710594 sgs.china@sgs.com

Test position		SARmax (W/kg)								Summed SAR					
		Main Ant6	WiFi 2.4G (chain0)	WiFi 2.4G (chain1)	WiFi 2.4G (MIMO)	WiFi 5G (chain0)	WiFi 5G (chain1)	WiFi 5G (MIMO)	BT						
		1	2	3	4	5	6	7	8	1+4	1+2+6	1+3+8	1+5+8	1+6+8	1+7+8
LTE Band 42	Left cheek	0.857	0.351	0.339	0.639	0.378	0.140	0.318	0.273	1.496	1.348	1.469	1.508	1.270	1.448
	Left tilted	1.081	0.346	0.120	0.497	0.242	0.032	0.214	0.262	1.578	1.459	1.463	1.585	1.375	1.557
	Right cheek	0.528	0.128	0.064	0.234	0.133	0.020	0.111	0.112	0.762	0.676	0.704	0.773	0.660	0.751
	Right tilted	0.654	0.142	0.019	0.274	0.170	0.018	0.107	0.131	0.928	0.814	0.804	0.955	0.803	0.892
N77	Left cheek	0.753	0.351	0.339	0.639	0.378	0.140	0.318	0.273	1.392	1.244	1.365	1.404	1.166	1.344
	Left tilted	1.064	0.346	0.120	0.497	0.242	0.032	0.214	0.262	1.561	1.442	1.446	1.568	1.358	1.540
	Right cheek	0.644	0.128	0.064	0.234	0.133	0.020	0.111	0.112	0.878	0.792	0.820	0.889	0.776	0.867
	Right tilted	0.825	0.142	0.019	0.274	0.170	0.018	0.107	0.131	1.099	0.985	0.975	1.126	0.974	1.063
N78	Left cheek	0.260	0.351	0.339	0.639	0.378	0.140	0.318	0.273	0.899	0.751	0.872	0.911	0.673	0.851
	Left tilted	0.545	0.346	0.120	0.497	0.242	0.032	0.214	0.262	1.042	0.923	0.927	1.049	0.839	1.021
	Right cheek	0.238	0.128	0.064	0.234	0.133	0.020	0.111	0.112	0.472	0.386	0.414	0.483	0.370	0.461
	Right tilted	0.314	0.142	0.019	0.274	0.170	0.018	0.107	0.131	0.588	0.474	0.464	0.615	0.463	0.552

Test position		SARmax (W/kg)								Summed SAR					
		Main Ant8	WiFi 2.4G (chain0)	WiFi 2.4G (chain1)	WiFi 2.4G (MIMO)	WiFi 5G (chain0)	WiFi 5G (chain1)	WiFi 5G (MIMO)	BT						
		1	2	3	4	5	6	7	8	1+4	1+2+6	1+3+8	1+5+8	1+6+8	1+7+8
LTE Band 2	Left cheek	0.345	0.351	0.339	0.639	0.378	0.140	0.318	0.273	0.984	0.836	0.957	0.996	0.758	0.936
	Left tilted	0.085	0.346	0.120	0.497	0.242	0.032	0.214	0.262	0.582	0.463	0.467	0.589	0.379	0.561
	Right cheek	0.098	0.128	0.064	0.234	0.133	0.020	0.111	0.112	0.332	0.246	0.274	0.343	0.230	0.321
	Right tilted	0.033	0.142	0.019	0.274	0.170	0.018	0.107	0.131	0.307	0.193	0.183	0.334	0.182	0.271
LTE Band 4	Left cheek	0.798	0.351	0.339	0.639	0.378	0.140	0.318	0.273	1.437	1.289	1.410	1.449	1.211	1.389
	Left tilted	0.165	0.346	0.120	0.497	0.242	0.032	0.214	0.262	0.662	0.543	0.547	0.669	0.459	0.641
	Right cheek	0.149	0.128	0.064	0.234	0.133	0.020	0.111	0.112	0.383	0.297	0.325	0.394	0.281	0.372
	Right tilted	0.074	0.142	0.019	0.274	0.170	0.018	0.107	0.131	0.348	0.234	0.224	0.375	0.223	0.312
LTE Band 7	Left cheek	0.378	0.351	0.339	0.639	0.378	0.140	0.318	0.273	1.017	0.869	0.990	1.029	0.791	0.969
	Left tilted	0.118	0.346	0.120	0.497	0.242	0.032	0.214	0.262	0.615	0.496	0.500	0.622	0.412	0.594
	Right cheek	0.088	0.128	0.064	0.234	0.133	0.020	0.111	0.112	0.322	0.236	0.264	0.333	0.220	0.311
	Right tilted	0.053	0.142	0.019	0.274	0.170	0.018	0.107	0.131	0.327	0.213	0.203	0.354	0.202	0.291
LTE Band 38	Left cheek	0.506	0.351	0.339	0.639	0.378	0.140	0.318	0.273	1.145	0.997	1.118	1.157	0.919	1.097
	Left tilted	0.140	0.346	0.120	0.497	0.242	0.032	0.214	0.262	0.637	0.518	0.522	0.644	0.434	0.616
	Right cheek	0.096	0.128	0.064	0.234	0.133	0.020	0.111	0.112	0.330	0.244	0.272	0.341	0.228	0.319
	Right tilted	0.042	0.142	0.019	0.274	0.170	0.018	0.107	0.131	0.316	0.202	0.192	0.343	0.191	0.280
LTE Band 41	Left cheek	0.378	0.351	0.339	0.639	0.378	0.140	0.318	0.273	1.017	0.869	0.990	1.029	0.791	0.969
	Left tilted	0.113	0.346	0.120	0.497	0.242	0.032	0.214	0.262	0.610	0.491	0.495	0.617	0.407	0.589
	Right cheek	0.051	0.128	0.064	0.234	0.133	0.020	0.111	0.112	0.285	0.199	0.227	0.296	0.183	0.274
	Right tilted	0.028	0.142	0.019	0.274	0.170	0.018	0.107	0.131	0.302	0.188	0.178	0.329	0.177	0.266
LTE Band 66	Left cheek	0.353	0.351	0.339	0.639	0.378	0.140	0.318	0.273	0.992	0.844	0.965	1.004	0.766	0.944
	Left tilted	0.116	0.346	0.120	0.497	0.242	0.032	0.214	0.262	0.613	0.494	0.498	0.620	0.410	0.592
	Right cheek	0.129	0.128	0.064	0.234	0.133	0.020	0.111	0.112	0.363	0.277	0.305	0.374	0.261	0.352
	Right tilted	0.048	0.142	0.019	0.274	0.170	0.018	0.107	0.131	0.322	0.208	0.198	0.349	0.197	0.286
N7	Left cheek	0.370	0.351	0.339	0.639	0.378	0.140	0.318	0.273	1.009	0.861	0.982	1.021	0.783	0.961
	Left tilted	0.177	0.346	0.120	0.497	0.242	0.032	0.214	0.262	0.674	0.555	0.559	0.681	0.471	0.653
	Right cheek	0.100	0.128	0.064	0.234	0.133	0.020	0.111	0.112	0.334	0.248	0.276	0.345	0.232	0.323
	Right tilted	0.064	0.142	0.019	0.274	0.170	0.018	0.107	0.131	0.338	0.224	0.214	0.365	0.213	0.302
N38	Left cheek	0.731	0.351	0.339	0.639	0.378	0.140	0.318	0.273	1.370	1.222	1.343	1.382	1.144	1.322
	Left tilted	0.223	0.346	0.120	0.497	0.242	0.032	0.214	0.262	0.720	0.601	0.605	0.727	0.517	0.699
	Right cheek	0.111	0.128	0.064	0.234	0.133	0.020	0.111	0.112	0.345	0.259	0.287	0.356	0.243	0.334
	Right tilted	0.061	0.142	0.019	0.274	0.170	0.018	0.107	0.131	0.335	0.221	0.211	0.362	0.210	0.299

Unless otherwise agreed in writing, this document is issued by the Company subject to its General Conditions of Service printed overleaf, available on request or accessible at http://www.sgs.com/en/Terms-and-Conditions.aspx and, for electronic format documents, subject to Terms and Conditions for Electronic Documents at http://www.sgs.com/en/Terms-and-Conditions/Terms-e-Document.aspx. Attention is drawn to the limitation of liability, indemnification and jurisdiction issues defined therein. Any holder of this document is advised that information contained hereon reflects the Company's findings at the time of its intervention only and within the limits of Client's instructions, if any. The Company's sole responsibility is to its Client and this document does not exonerate parties to a transaction from exercising all their rights and obligations under the transaction documents. This document cannot be reproduced except in full, without prior written approval of the Company. Any unauthorized alteration, forgery or falsification of the content or appearance of this document is unlawful and offenders may be prosecuted to the fullest extent of the law. Unless otherwise stated the results shown in this test report refer only to the sample(s) tested and such sample(s) are retained for 30 days only.
Attention: To check the authenticity of testing /inspection report & certificate, please contact us at telephone: (86-755) 8307 1443, or email: CN.Doccheck@sgs.com
SGS-CSTC Standards Technical Services Co., Ltd. Shenzhen Branch
No.1 Workshop, M-10, Middle Section, Science & Technology Park, Shenzhen, China 518057 t (86-755) 26012053 f (86-755) 26710594 www.sgsgroup.com.cn
中国·深圳·科技园中区M-10栋一号厂房 邮编: 518057 t (86-755) 26012053 f (86-755) 26710594 sgs.china@sgs.com
Member of the SGS Group (SGS SA)

N41	Left cheek	0.904	0.351	0.339	0.639	0.378	0.140	0.318	0.273	1.543	1.395	1.516	1.555	1.317	1.495
	Left tilted	0.245	0.346	0.120	0.497	0.242	0.032	0.214	0.262	0.742	0.623	0.627	0.749	0.539	0.721
	Right cheek	0.138	0.128	0.064	0.234	0.133	0.020	0.111	0.112	0.372	0.286	0.314	0.383	0.270	0.361
	Right tilted	0.069	0.142	0.019	0.274	0.170	0.018	0.107	0.131	0.343	0.229	0.219	0.370	0.218	0.307
N66	Left cheek	0.456	0.351	0.339	0.639	0.378	0.140	0.318	0.273	1.095	0.947	1.068	1.107	0.869	1.047
	Left tilted	0.158	0.346	0.120	0.497	0.242	0.032	0.214	0.262	0.655	0.536	0.540	0.662	0.452	0.634
	Right cheek	0.135	0.128	0.064	0.234	0.133	0.020	0.111	0.112	0.369	0.283	0.311	0.380	0.267	0.358
	Right tilted	0.056	0.142	0.019	0.274	0.170	0.018	0.107	0.131	0.330	0.216	0.206	0.357	0.205	0.294

Test position		SARmax (W/kg)								Summed SAR					
		Main Ant11	WiFi 2.4G (chain0)	WiFi 2.4G (chain1)	WiFi 2.4G (MIMO)	WiFi 5G (chain0)	WiFi 5G (chain1)	WiFi 5G (MIMO)	BT						
		1	2	3	4	5	6	7	8	1+4	1+2+6	1+3+8	1+5+8	1+6+8	1+7+8
LTE Band 42	Left cheek	0.369	0.351	0.339	0.639	0.378	0.140	0.318	0.273	1.008	0.860	0.981	1.020	0.782	0.960
	Left tilted	0.474	0.346	0.120	0.497	0.242	0.032	0.214	0.262	0.971	0.852	0.856	0.978	0.768	0.950
	Right cheek	0.481	0.128	0.064	0.234	0.133	0.020	0.111	0.112	0.715	0.629	0.657	0.726	0.613	0.704
	Right tilted	0.971	0.142	0.019	0.274	0.170	0.018	0.107	0.131	1.245	1.131	1.121	1.272	1.120	1.209
N77	Left cheek	0.277	0.351	0.339	0.639	0.378	0.140	0.318	0.273	0.916	0.768	0.889	0.928	0.690	0.868
	Left tilted	0.289	0.346	0.120	0.497	0.242	0.032	0.214	0.262	0.786	0.667	0.671	0.793	0.583	0.765
	Right cheek	0.942	0.128	0.064	0.234	0.133	0.020	0.111	0.112	1.176	1.090	1.118	1.187	1.074	1.165
	Right tilted	1.048	0.142	0.019	0.274	0.170	0.018	0.107	0.131	1.322	1.208	1.198	1.349	1.197	1.286
N78	Left cheek	0.230	0.351	0.339	0.639	0.378	0.140	0.318	0.273	0.869	0.721	0.842	0.881	0.643	0.821
	Left tilted	0.267	0.346	0.120	0.497	0.242	0.032	0.214	0.262	0.764	0.645	0.649	0.771	0.561	0.743
	Right cheek	0.395	0.128	0.064	0.234	0.133	0.020	0.111	0.112	0.629	0.543	0.571	0.640	0.527	0.618
	Right tilted	0.439	0.142	0.019	0.274	0.170	0.018	0.107	0.131	0.713	0.599	0.589	0.740	0.588	0.677

Test position		SARmax (W/kg)								Summed SAR					
		Main Ant12	WiFi 2.4G (chain0)	WiFi 2.4G (chain1)	WiFi 2.4G (MIMO)	WiFi 5G (chain0)	WiFi 5G (chain1)	WiFi 5G (MIMO)	BT						
		1	2	3	4	5	6	7	8	1+4	1+2+6	1+3+8	1+5+8	1+6+8	1+7+8
LTE Band 42	Left cheek	0.120	0.351	0.339	0.639	0.378	0.140	0.318	0.273	0.759	0.611	0.732	0.771	0.533	0.711
	Left tilted	0.105	0.346	0.120	0.497	0.242	0.032	0.214	0.262	0.602	0.483	0.487	0.609	0.399	0.581
	Right cheek	0.658	0.128	0.064	0.234	0.133	0.020	0.111	0.112	0.892	0.806	0.834	0.903	0.790	0.881
	Right tilted	0.114	0.142	0.019	0.274	0.170	0.018	0.107	0.131	0.388	0.274	0.264	0.415	0.263	0.352
N77	Left cheek	0.189	0.351	0.339	0.639	0.378	0.140	0.318	0.273	0.828	0.680	0.801	0.840	0.602	0.780
	Left tilted	1.050	0.346	0.120	0.497	0.242	0.032	0.214	0.262	1.547	1.428	1.432	1.554	1.344	1.526
	Right cheek	1.052	0.128	0.064	0.234	0.133	0.020	0.111	0.112	1.286	1.200	1.228	1.297	1.184	1.275
	Right tilted	0.233	0.142	0.019	0.274	0.170	0.018	0.107	0.131	0.507	0.393	0.383	0.534	0.382	0.471
N78	Left cheek	0.146	0.351	0.339	0.639	0.378	0.140	0.318	0.273	0.785	0.637	0.758	0.797	0.559	0.737
	Left tilted	0.072	0.346	0.120	0.497	0.242	0.032	0.214	0.262	0.569	0.450	0.454	0.576	0.366	0.548
	Right cheek	0.544	0.128	0.064	0.234	0.133	0.020	0.111	0.112	0.778	0.692	0.720	0.789	0.676	0.767
	Right tilted	0.171	0.142	0.019	0.274	0.170	0.018	0.107	0.131	0.445	0.331	0.321	0.472	0.320	0.409

Unless otherwise agreed in writing, this document is issued by the Company subject to its General Conditions of Service printed overleaf, available on request or accessible at http://www.sgs.com/en/Terms-and-Conditions.aspx and, for electronic format documents, subject to Terms and Conditions for Electronic Documents at http://www.sgs.com/en/Terms-and-Conditions/Terms-e-Document.aspx. Attention is drawn to the limitation of liability, indemnification and jurisdiction issues defined therein. Any holder of this document is advised that information contained hereon reflects the Company's findings at the time of its intervention only and within the limits of Client's instructions, if any. The Company's sole responsibility is to its Client and this document does not exonerate parties to a transaction from exercising all their rights and obligations under the transaction documents. This document cannot be reproduced except in full, without prior written approval of the Company. Any unauthorized alteration, forgery or falsification of the content or appearance of this document is unlawful and offenders may be prosecuted to the fullest extent of the law. Unless otherwise stated the results shown in this test report refer only to the sample(s) tested and such sample(s) are retained for 30 days only.
Attention: To check the authenticity of testing /inspection report & certificate, please contact us at telephone: (86-755) 8307 1443, or email: CN.Doccheck@sgs.com

SGS-CSTC Standards Technical Services Co., Ltd. Shenzhen Branch
No.1 Workshop, M-10, Middle Section, Science & Technology Park, Shenzhen, China 518057 t (86-755) 26012053 f (86-755) 26710594 www.sgsgroup.com.cn
中国·深圳·科技园中区M-10栋一号厂房 邮编: 518057 t (86-755) 26012053 f (86-755) 26710594 sgs.china@sgs.com

Test position		SARmax (W/kg)								Summed SAR					
		Main Ant13	WiFi 2.4G (chain0)	WiFi 2.4G (chain1)	WiFi 2.4G (MIMO)	WiFi 5G (chain0)	WiFi 5G (chain1)	WiFi 5G (MIMO)	BT						
		1	2	3	4	5	6	7	8	1+4	1+2+6	1+3+8	1+5+8	1+6+8	1+7+8
LTE Band 42	Left cheek	0.349	0.351	0.339	0.639	0.378	0.140	0.318	0.273	0.988	0.840	0.961	1.000	0.762	0.940
	Left tilted	0.466	0.346	0.120	0.497	0.242	0.032	0.214	0.262	0.963	0.844	0.848	0.970	0.760	0.942
	Right cheek	0.722	0.128	0.064	0.234	0.133	0.020	0.111	0.112	0.956	0.870	0.898	0.967	0.854	0.945
	Right tilted	0.860	0.142	0.019	0.274	0.170	0.018	0.107	0.131	1.134	1.020	1.010	1.161	1.009	1.098
N77	Left cheek	0.304	0.351	0.339	0.639	0.378	0.140	0.318	0.273	0.943	0.795	0.916	0.955	0.717	0.895
	Left tilted	0.332	0.346	0.120	0.497	0.242	0.032	0.214	0.262	0.829	0.710	0.714	0.836	0.626	0.808
	Right cheek	0.855	0.128	0.064	0.234	0.133	0.020	0.111	0.112	1.089	1.003	1.031	1.100	0.987	1.078
	Right tilted	1.008	0.142	0.019	0.274	0.170	0.018	0.107	0.131	1.282	1.168	1.158	1.309	1.157	1.246
N78	Left cheek	0.252	0.351	0.339	0.639	0.378	0.140	0.318	0.273	0.891	0.743	0.864	0.903	0.665	0.843
	Left tilted	0.315	0.346	0.120	0.497	0.242	0.032	0.214	0.262	0.812	0.693	0.697	0.819	0.609	0.791
	Right cheek	0.428	0.128	0.064	0.234	0.133	0.020	0.111	0.112	0.662	0.576	0.604	0.673	0.560	0.651
	Right tilted	0.474	0.142	0.019	0.274	0.170	0.018	0.107	0.131	0.748	0.634	0.624	0.775	0.623	0.712

EN-DC:

LTE Band (EN_DC)	Exposure position	Ant1	Ant3	Ant2	Ant4	Ant5	Ant8	n5		EN_DC Summed SAR
								Ant1	Ant3	
Band 7	Left cheek	/	/	0.201	0.210	0.218	0.459	0.374	0.478	0.937
	Left tilted	/	/	0.106	0.020	0.268	0.166	0.128	0.042	0.396
	Right cheek	/	/	0.185	0.553	0.467	0.098	0.320	0.268	0.873
	Right tilted	/	/	0.193	0.118	0.495	0.051	0.151	0.041	0.646

LTE Band (EN_DC)	Exposure position	Ant1	Ant3	n7				EN_DC Summed SAR
				Ant2	Ant4	Ant5	Ant8	
Band 5	Left cheek	0.335	0.504	0.036	0.215	0.239	0.370	0.874
	Left tilted	0.120	0.061	0.024	0.068	0.259	0.177	0.379
	Right cheek	0.245	0.251	0.028	0.497	0.482	0.100	0.748
	Right tilted	0.128	0.054	0.022	0.248	0.406	0.064	0.534

LTE Band (EN_DC)	Exposure position	Ant2	Ant4	Ant5	Ant8	n41				EN_DC Summed SAR
						Ant2	Ant4	Ant5	Ant8	
Band 38	Left cheek	0.235	/	/	0.506	/	0.175	0.142	/	0.681
	Left tilted	0.063	/	/	0.140	/	0.047	0.200	/	0.340
	Right cheek	0.137	/	/	0.096	/	0.481	0.247	/	0.618
	Right tilted	0.054	/	/	0.042	/	0.125	0.299	/	0.353
Band 41	Left cheek	0.103	/	/	0.378	/	0.175	0.142	/	0.553
	Left tilted	0.025	/	/	0.113	/	0.047	0.200	/	0.313
	Right cheek	0.069	/	/	0.051	/	0.481	0.247	/	0.550
	Right tilted	0.021	/	/	0.028	/	0.125	0.299	/	0.327

LTE Band (EN_DC)	Exposure position	Ant1	Ant3	Ant2	Ant4	Ant5	Ant8	n66				EN_DC Summed SAR
								Ant2	Ant4	Ant5	Ant8	
Band 7	Left cheek	/	/	/	0.210	0.218	/	0.171	/	/	0.456	0.674
	Left tilted	/	/	/	0.020	0.268	/	0.112	/	/	0.158	0.426
	Right cheek	/	/	/	0.553	0.467	/	0.240	/	/	0.135	0.793
	Right tilted	/	/	/	0.118	0.495	/	0.101	/	/	0.056	0.596

Unless otherwise agreed in writing, this document is issued by the Company subject to its General Conditions of Service printed overleaf, available on request or accessible at http://www.sgs.com/en/Terms-and-Conditions.aspx and, for electronic format documents, subject to Terms and Conditions for Electronic Documents at http://www.sgs.com/en/Terms-and-Conditions/Terms-e-Document.aspx. Attention is drawn to the limitation of liability, indemnification and jurisdiction issues defined therein. Any holder of this document is advised that information contained hereon reflects the Company's findings at the time of its intervention only and within the limits of Client's instructions, if any. The Company's sole responsibility is to its Client and this document does not exonerate parties to a transaction from exercising all their rights and obligations under the transaction documents. This document cannot be reproduced except in full, without prior written approval of the Company. Any unauthorized alteration, forgery or falsification of the content or appearance of this document is unlawful and offenders may be prosecuted to the fullest extent of the law. Unless otherwise stated the results shown in this test report refer only to the sample(s) tested and such sample(s) are retained for 30 days only.
Attention: To check the authenticity of testing /inspection report & certificate, please contact us at telephone: (86-755) 8307 1443, or email: CN.Doccheck@sgs.com
SGS-CSTC Standards Technical Services Co., Ltd. Shenzhen Branch
No.1 Workshop, M-10, Middle Section, Science & Technology Park, Shenzhen, China 518057 t (86-755) 26012053 f (86-755) 26710594 www.sgsgroup.com.cn
中国·深圳·科技园中区M-10栋一号厂房 邮编: 518057 t (86-755) 26012053 f (86-755) 26710594 sgs.china@sgs.com
Member of the SGS Group (SGS SA)

LTE Band (EN_DC)	Exposure position	Ant1	Ant3	Ant2	Ant4	Ant5	Ant8	n78				EN_DC Summed SAR
								Ant6	Ant11	Ant12	Ant13	
Band 2	Left cheek	/	/	0.232	/	/	0.345	0.260	0.230	0.146	0.252	0.605
	Left tilted	/	/	0.120	/	/	0.085	0.545	0.267	0.072	0.315	0.665
	Right cheek	/	/	0.178	/	/	0.098	0.238	0.395	0.544	0.428	0.722
	Right tilted	/	/	0.078	/	/	0.033	0.314	0.439	0.171	0.474	0.552
Band 5	Left cheek	0.335	0.504	/	/	/	/	0.260	0.230	0.146	0.252	0.764
	Left tilted	0.120	0.061	/	/	/	/	0.545	0.267	0.072	0.315	0.665
	Right cheek	0.245	0.251	/	/	/	/	0.238	0.395	0.544	0.428	0.795
	Right tilted	0.128	0.054	/	/	/	/	0.314	0.439	0.171	0.474	0.602
Band 7	Left cheek	/	/	0.201	0.210	0.218	0.459	0.260	0.230	0.146	0.252	0.719
	Left tilted	/	/	0.106	0.020	0.268	0.166	0.545	0.267	0.072	0.315	0.813
	Right cheek	/	/	0.185	0.553	0.467	0.098	0.238	0.395	0.544	0.428	1.097
	Right tilted	/	/	0.193	0.118	0.495	0.051	0.314	0.439	0.171	0.474	0.969
Band 38	Left cheek	/	/	0.235	0.187	0.226	0.506	0.260	0.230	0.146	0.252	0.766
	Left tilted	/	/	0.063	0.079	0.207	0.140	0.545	0.267	0.072	0.315	0.752
	Right cheek	/	/	0.137	0.445	0.496	0.096	0.238	0.395	0.544	0.428	1.040
	Right tilted	/	/	0.054	0.175	0.461	0.042	0.314	0.439	0.171	0.474	0.935
Band 41	Left cheek	/	/	0.103	0.163	0.204	0.378	0.260	0.230	0.146	0.252	0.638
	Left tilted	/	/	0.025	0.049	0.218	0.113	0.545	0.267	0.072	0.315	0.763
	Right cheek	/	/	0.069	0.361	0.338	0.051	0.238	0.395	0.544	0.428	0.905
	Right tilted	/	/	0.021	0.125	0.330	0.028	0.314	0.439	0.171	0.474	0.804
Band 66	Left cheek	/	/	0.250	0.210	0.218	0.353	0.260	0.230	0.146	0.252	0.613
	Left tilted	/	/	0.160	0.020	0.268	0.116	0.545	0.267	0.072	0.315	0.813
	Right cheek	/	/	0.312	0.553	0.467	0.129	0.238	0.395	0.544	0.428	1.097
	Right tilted	/	/	0.098	0.118	0.495	0.048	0.314	0.439	0.171	0.474	0.969

Test position		SARmax (W/kg)								Summed SAR					
		Main Ant13	WiFi 2.4G (chain0)	WiFi 2.4G (chain1)	WiFi 2.4G (MIMO)	WiFi 5G (chain0)	WiFi 5G (chain1)	WiFi 5G (MIMO)	BT						
		1	2	3	4	5	6	7	8	1+4	1+2+6	1+3+8	1+5+8	1+6+8	1+7+8
5N-7A	Left cheek	0.937	0.351	0.339	0.639	0.378	0.140	0.318	0.273	1.576	1.428	1.549	1.588	1.350	1.528
	Left tilted	0.396	0.346	0.120	0.497	0.242	0.032	0.214	0.262	0.893	0.774	0.778	0.900	0.690	0.872
	Right cheek	0.873	0.128	0.064	0.234	0.133	0.020	0.111	0.112	1.107	1.021	1.049	1.118	1.005	1.096
	Right tilted	0.646	0.142	0.019	0.274	0.170	0.018	0.107	0.131	0.920	0.806	0.796	0.947	0.795	0.884
7N-5A	Left cheek	0.874	0.351	0.339	0.639	0.378	0.140	0.318	0.273	1.513	1.365	1.486	1.525	1.287	1.465
	Left tilted	0.379	0.346	0.120	0.497	0.242	0.032	0.214	0.262	0.876	0.757	0.761	0.883	0.673	0.855
	Right cheek	0.748	0.128	0.064	0.234	0.133	0.020	0.111	0.112	0.982	0.896	0.924	0.993	0.880	0.971
	Right tilted	0.534	0.142	0.019	0.274	0.170	0.018	0.107	0.131	0.808	0.694	0.684	0.835	0.683	0.772
N41-38A	Left cheek	0.681	0.351	0.339	0.639	0.378	0.140	0.318	0.273	1.320	1.172	1.293	1.332	1.094	1.272
	Left tilted	0.340	0.346	0.120	0.497	0.242	0.032	0.214	0.262	0.837	0.718	0.722	0.844	0.634	0.816
	Right cheek	0.618	0.128	0.064	0.234	0.133	0.020	0.111	0.112	0.852	0.766	0.794	0.863	0.750	0.841
	Right tilted	0.353	0.142	0.019	0.274	0.170	0.018	0.107	0.131	0.627	0.513	0.503	0.654	0.502	0.591
N41-41A	Left cheek	0.553	0.351	0.339	0.639	0.378	0.140	0.318	0.273	1.192	1.044	1.165	1.204	0.966	1.144
	Left tilted	0.313	0.346	0.120	0.497	0.242	0.032	0.214	0.262	0.810	0.691	0.695	0.817	0.607	0.789
	Right cheek	0.550	0.128	0.064	0.234	0.133	0.020	0.111	0.112	0.784	0.698	0.726	0.795	0.682	0.773
	Right tilted	0.327	0.142	0.019	0.274	0.170	0.018	0.107	0.131	0.601	0.487	0.477	0.628	0.476	0.565
N66-7A	Left cheek	0.674	0.351	0.339	0.639	0.378	0.140	0.318	0.273	1.313	1.165	1.286	1.325	1.087	1.265
	Left tilted	0.426	0.346	0.120	0.497	0.242	0.032	0.214	0.262	0.923	0.804	0.808	0.930	0.720	0.902
	Right cheek	0.793	0.128	0.064	0.234	0.133	0.020	0.111	0.112	1.027	0.941	0.969	1.038	0.925	1.016
	Right tilted	0.596	0.142	0.019	0.274	0.170	0.018	0.107	0.131	0.870	0.756	0.746	0.897	0.745	0.834
N78-2A	Left cheek	0.605	0.351	0.339	0.639	0.378	0.140	0.318	0.273	1.244	1.096	1.217	1.256	1.018	1.196
	Left tilted	0.665	0.346	0.120	0.497	0.242	0.032	0.214	0.262	1.162	1.043	1.047	1.169	0.959	1.141

Unless otherwise agreed in writing, this document is issued by the Company subject to its General Conditions of Service printed overleaf, available on request or accessible at http://www.sgs.com/en/Terms-and-Conditions.aspx and, for electronic format documents, subject to Terms and Conditions for Electronic Documents at http://www.sgs.com/en/Terms-and-Conditions/Terms-e-Document.aspx. Attention is drawn to the limitation of liability, indemnification and jurisdiction issues defined therein. Any holder of this document is advised that information contained hereon reflects the Company's findings at the time of its intervention only and within the limits of Client's instructions, if any. The Company's sole responsibility is to its Client and this document does not exonerate parties to a transaction from exercising all their rights and obligations under the transaction documents. This document cannot be reproduced except in full, without prior written approval of the Company. Any unauthorized alteration, forgery or falsification of the content or appearance of this document is unlawful and offenders may be prosecuted to the fullest extent of the law. Unless otherwise stated the results shown in this test report refer only to the sample(s) tested and such sample(s) are retained for 30 days only.
Attention: To check the authenticity of testing /inspection report & certificate, please contact us at telephone: (86-755) 8307 1443, or email: CN.Doccheck@sgs.com
SGS-CSTC Standards Technical Services Co., Ltd. Shenzhen Branch
No.1 Workshop, M-10, Middle Section, Science & Technology Park, Shenzhen, China 518057 t (86-755) 26012053 f (86-755) 26710594 www.sgsgroup.com.cn
中国·深圳·科技园中区M-10栋一号厂房 邮编: 518057 t (86-755) 26012053 f (86-755) 26710594 sgs.china@sgs.com
Member of the SGS Group (SGS SA)

	Right cheek	0.722	0.128	0.064	0.234	0.133	0.020	0.111	0.112	0.956	0.870	0.898	0.967	0.854	0.945
	Right tilted	0.552	0.142	0.019	0.274	0.170	0.018	0.107	0.131	0.826	0.712	0.702	0.853	0.701	0.790
N78-5A	Left cheek	0.764	0.351	0.339	0.639	0.378	0.140	0.318	0.273	1.403	1.255	1.376	1.415	1.177	1.355
	Left tilted	0.665	0.346	0.120	0.497	0.242	0.032	0.214	0.262	1.162	1.043	1.047	1.169	0.959	1.141
	Right cheek	0.795	0.128	0.064	0.234	0.133	0.020	0.111	0.112	1.029	0.943	0.971	1.040	0.927	1.018
	Right tilted	0.602	0.142	0.019	0.274	0.170	0.018	0.107	0.131	0.876	0.762	0.752	0.903	0.751	0.840
N78-7A	Left cheek	0.719	0.351	0.339	0.639	0.378	0.140	0.318	0.273	1.358	1.210	1.331	1.370	1.132	1.310
	Left tilted	0.813	0.346	0.120	0.497	0.242	0.032	0.214	0.262	1.310	1.191	1.195	1.317	1.107	1.289
	Right cheek	1.097	0.128	0.064	0.234	0.133	0.020	0.111	0.112	1.331	1.245	1.273	1.342	1.229	1.320
	Right tilted	0.969	0.142	0.019	0.274	0.170	0.018	0.107	0.131	1.243	1.129	1.119	1.270	1.118	1.207
N78-38A	Left cheek	0.766	0.351	0.339	0.639	0.378	0.140	0.318	0.273	1.405	1.257	1.378	1.417	1.179	1.357
	Left tilted	0.752	0.346	0.120	0.497	0.242	0.032	0.214	0.262	1.249	1.130	1.134	1.256	1.046	1.228
	Right cheek	1.040	0.128	0.064	0.234	0.133	0.020	0.111	0.112	1.274	1.188	1.216	1.285	1.172	1.263
	Right tilted	0.935	0.142	0.019	0.274	0.170	0.018	0.107	0.131	1.209	1.095	1.085	1.236	1.084	1.173
N78-41A	Left cheek	0.638	0.351	0.339	0.639	0.378	0.140	0.318	0.273	1.277	1.129	1.250	1.289	1.051	1.229
	Left tilted	0.763	0.346	0.120	0.497	0.242	0.032	0.214	0.262	1.260	1.141	1.145	1.267	1.057	1.239
	Right cheek	0.905	0.128	0.064	0.234	0.133	0.020	0.111	0.112	1.139	1.053	1.081	1.150	1.037	1.128
	Right tilted	0.804	0.142	0.019	0.274	0.170	0.018	0.107	0.131	1.078	0.964	0.954	1.105	0.953	1.042
N78-66A	Left cheek	0.613	0.351	0.339	0.639	0.378	0.140	0.318	0.273	1.252	1.104	1.225	1.264	1.026	1.204
	Left tilted	0.813	0.346	0.120	0.497	0.242	0.032	0.214	0.262	1.310	1.191	1.195	1.317	1.107	1.289
	Right cheek	1.097	0.128	0.064	0.234	0.133	0.020	0.111	0.112	1.331	1.245	1.273	1.342	1.229	1.320
	Right tilted	0.969	0.142	0.019	0.274	0.170	0.018	0.107	0.131	1.243	1.129	1.119	1.270	1.118	1.207

LTE Band	Exposure position	Ant2	Ant4	Ant5	Ant8	Band 4				Summed SAR
						Ant2	Ant4	Ant5	Ant8	
Band 7	Left cheek	0.297	/	/	0.378	/	0.342	0.435	/	0.813
	Left tilted	0.142	/	/	0.118	/	0.070	0.488	/	0.630
	Right cheek	0.221	/	/	0.088	/	0.740	0.967	/	1.188
	Right tilted	0.200	/	/	0.053	/	0.176	0.890	/	1.090

Body worn:

Test position		SARmax (W/kg)								Summed SAR					
		Main Ant1	WiFi 2.4G (chain0)	WiFi 2.4G (chain1)	WiFi 2.4G (MIMO)	WiFi 5G (chain0)	WiFi 5G (chain1)	WiFi 5G (MIMO)	BT						
		1	2	3	4	5	6	7	8	1+4	1+2+6	1+3+8	1+5+8	1+6+8	1+7+8
GSM850	Front side	0.341	0.059	0.067	0.074	0.313	0.066	0.334	0.027	0.415	0.466	0.435	0.681	0.434	0.702
	Back side	0.352	0.051	0.079	0.109	0.153	0.124	0.169	0.025	0.461	0.527	0.456	0.530	0.501	0.546
WCDMA Band V	Front side	0.417	0.059	0.067	0.074	0.313	0.066	0.334	0.027	0.491	0.542	0.511	0.757	0.510	0.778
	Back side	0.501	0.051	0.079	0.109	0.153	0.124	0.169	0.025	0.610	0.676	0.605	0.679	0.650	0.695
LTE Band 5	Front side	0.329	0.059	0.067	0.074	0.313	0.066	0.334	0.027	0.403	0.454	0.423	0.669	0.422	0.690
	Back side	0.352	0.051	0.079	0.109	0.153	0.124	0.169	0.025	0.461	0.527	0.456	0.530	0.501	0.546
LTE Band 12	Front side	0.192	0.059	0.067	0.074	0.313	0.066	0.334	0.027	0.266	0.317	0.286	0.532	0.285	0.553
	Back side	0.237	0.051	0.079	0.109	0.153	0.124	0.169	0.025	0.346	0.412	0.341	0.415	0.386	0.431
LTE Band 13	Front side	0.246	0.059	0.067	0.074	0.313	0.066	0.334	0.027	0.320	0.371	0.340	0.586	0.339	0.607
	Back side	0.271	0.051	0.079	0.109	0.153	0.124	0.169	0.025	0.380	0.446	0.375	0.449	0.420	0.465
LTE Band 17	Front side	0.222	0.059	0.067	0.074	0.313	0.066	0.334	0.027	0.296	0.347	0.316	0.562	0.315	0.583
	Back side	0.229	0.051	0.079	0.109	0.153	0.124	0.169	0.025	0.338	0.404	0.333	0.407	0.378	0.423
LTE Band 26	Front side	0.365	0.059	0.067	0.074	0.313	0.066	0.334	0.027	0.439	0.490	0.459	0.705	0.458	0.726
	Back side	0.359	0.051	0.079	0.109	0.153	0.124	0.169	0.025	0.468	0.534	0.463	0.537	0.508	0.553
N5	Front side	0.381	0.059	0.067	0.074	0.313	0.066	0.334	0.027	0.455	0.506	0.475	0.721	0.474	0.742
	Back side	0.421	0.051	0.079	0.109	0.153	0.124	0.169	0.025	0.530	0.596	0.525	0.599	0.570	0.615

Unless otherwise agreed in writing, this document is issued by the Company subject to its General Conditions of Service printed overleaf, available on request or accessible at http://www.sgs.com/en/Terms-and-Conditions.aspx and, for electronic format documents, subject to Terms and Conditions for Electronic Documents at http://www.sgs.com/en/Terms-and-Conditions/Terms-e-Document.aspx. Attention is drawn to the limitation of liability, indemnification and jurisdiction issues defined therein. Any holder of this document is advised that information contained hereon reflects the Company's findings at the time of its intervention only and within the limits of Client's instructions, if any. The Company's sole responsibility is to its Client and this document does not exonerate parties to a transaction from exercising all their rights and obligations under the transaction documents. This document cannot be reproduced except in full, without prior written approval of the Company. Any unauthorized alteration, forgery or falsification of the content or appearance of this document is unlawful and offenders may be prosecuted to the fullest extent of the law. Unless otherwise stated the results shown in this test report refer only to the sample(s) tested and such sample(s) are retained for 30 days only.
Attention: To check the authenticity of testing /inspection report & certificate, please contact us at telephone: (86-755) 8307 1443, or email: CN.Doccheck@sgs.com

Test position		SARmax (W/kg)								Summed SAR					
		Main Ant2	WiFi 2.4G (chain0)	WiFi 2.4G (chain1)	WiFi 2.4G (MIMO)	WiFi 5G (chain0)	WiFi 5G (chain1)	WiFi 5G (MIMO)	BT						
		1	2	3	4	5	6	7	8	1+4	1+2+6	1+3+8	1+5+8	1+6+8	1+7+8
GSM1900	Front side	0.196	0.059	0.067	0.074	0.313	0.066	0.334	0.027	0.270	0.321	0.290	0.536	0.289	0.557
	Back side	0.287	0.051	0.079	0.109	0.153	0.124	0.169	0.025	0.396	0.462	0.391	0.465	0.436	0.481
WCDMA Band II	Front side	0.689	0.059	0.067	0.074	0.313	0.066	0.334	0.027	0.763	0.814	0.783	1.029	0.782	1.050
	Back side	0.829	0.051	0.079	0.109	0.153	0.124	0.169	0.025	0.938	1.004	0.933	1.007	0.978	1.023
WCDMA Band IV	Front side	0.589	0.059	0.067	0.074	0.313	0.066	0.334	0.027	0.663	0.714	0.683	0.929	0.682	0.950
	Back side	0.592	0.051	0.079	0.109	0.153	0.124	0.169	0.025	0.701	0.767	0.696	0.770	0.741	0.786
LTE Band 2	Front side	0.442	0.059	0.067	0.074	0.313	0.066	0.334	0.027	0.516	0.567	0.536	0.782	0.535	0.803
	Back side	0.488	0.051	0.079	0.109	0.153	0.124	0.169	0.025	0.597	0.663	0.592	0.666	0.637	0.682
LTE Band 4	Front side	0.411	0.059	0.067	0.074	0.313	0.066	0.334	0.027	0.485	0.536	0.505	0.751	0.504	0.772
	Back side	0.388	0.051	0.079	0.109	0.153	0.124	0.169	0.025	0.497	0.563	0.492	0.566	0.537	0.582
LTE Band 7	Front side	0.634	0.059	0.067	0.074	0.313	0.066	0.334	0.027	0.708	0.759	0.728	0.974	0.727	0.995
	Back side	0.698	0.051	0.079	0.109	0.153	0.124	0.169	0.025	0.807	0.873	0.802	0.876	0.847	0.892
LTE Band 38	Front side	0.417	0.059	0.067	0.074	0.313	0.066	0.334	0.027	0.491	0.542	0.511	0.757	0.510	0.778
	Back side	0.470	0.051	0.079	0.109	0.153	0.124	0.169	0.025	0.579	0.645	0.574	0.648	0.619	0.664
LTE Band 41	Front side	0.207	0.059	0.067	0.074	0.313	0.066	0.334	0.027	0.281	0.332	0.301	0.547	0.300	0.568
	Back side	0.287	0.051	0.079	0.109	0.153	0.124	0.169	0.025	0.396	0.462	0.391	0.465	0.436	0.481
LTE Band 66	Front side	0.490	0.059	0.067	0.074	0.313	0.066	0.334	0.027	0.564	0.615	0.584	0.830	0.583	0.851
	Back side	0.545	0.051	0.079	0.109	0.153	0.124	0.169	0.025	0.654	0.720	0.649	0.723	0.694	0.739
N7	Front side	0.404	0.059	0.067	0.074	0.313	0.066	0.334	0.027	0.478	0.529	0.498	0.744	0.497	0.765
	Back side	0.482	0.051	0.079	0.109	0.153	0.124	0.169	0.025	0.591	0.657	0.586	0.660	0.631	0.676
N38	Front side	0.288	0.059	0.067	0.074	0.313	0.066	0.334	0.027	0.362	0.413	0.382	0.628	0.381	0.649
	Back side	0.383	0.051	0.079	0.109	0.153	0.124	0.169	0.025	0.492	0.558	0.487	0.561	0.532	0.577
N41	Front side	0.265	0.059	0.067	0.074	0.313	0.066	0.334	0.027	0.339	0.390	0.359	0.605	0.358	0.626
	Back side	0.317	0.051	0.079	0.109	0.153	0.124	0.169	0.025	0.426	0.492	0.421	0.495	0.466	0.511
N66	Front side	0.444	0.059	0.067	0.074	0.313	0.066	0.334	0.027	0.518	0.569	0.538	0.784	0.537	0.805
	Back side	0.534	0.051	0.079	0.109	0.153	0.124	0.169	0.025	0.643	0.709	0.638	0.712	0.683	0.728

Test position		SARmax (W/kg)								Summed SAR					
		Main Ant3	WiFi 2.4G (chain0)	WiFi 2.4G (chain1)	WiFi 2.4G (MIMO)	WiFi 5G (chain0)	WiFi 5G (chain1)	WiFi 5G (MIMO)	BT						
		1	2	3	4	5	6	7	8	1+4	1+2+6	1+3+8	1+5+8	1+6+8	1+7+8
GSM850	Front side	0.337	0.059	0.067	0.074	0.313	0.066	0.334	0.027	0.411	0.462	0.431	0.677	0.430	0.698
	Back side	0.289	0.051	0.079	0.109	0.153	0.124	0.169	0.025	0.398	0.464	0.393	0.467	0.438	0.483
WCDMA Band V	Front side	0.266	0.059	0.067	0.074	0.313	0.066	0.334	0.027	0.340	0.391	0.360	0.606	0.359	0.627
	Back side	0.212	0.051	0.079	0.109	0.153	0.124	0.169	0.025	0.321	0.387	0.316	0.390	0.361	0.406
LTE Band 5	Front side	0.329	0.059	0.067	0.074	0.313	0.066	0.334	0.027	0.403	0.454	0.423	0.669	0.422	0.690
	Back side	0.234	0.051	0.079	0.109	0.153	0.124	0.169	0.025	0.343	0.409	0.338	0.412	0.383	0.428
LTE Band 12	Front side	0.128	0.059	0.067	0.074	0.313	0.066	0.334	0.027	0.202	0.253	0.222	0.468	0.221	0.489
	Back side	0.142	0.051	0.079	0.109	0.153	0.124	0.169	0.025	0.251	0.317	0.246	0.320	0.291	0.336
LTE Band 13	Front side	0.353	0.059	0.067	0.074	0.313	0.066	0.334	0.027	0.427	0.478	0.447	0.693	0.446	0.714
	Back side	0.352	0.051	0.079	0.109	0.153	0.124	0.169	0.025	0.461	0.527	0.456	0.530	0.501	0.546
LTE Band 17	Front side	0.230	0.059	0.067	0.074	0.313	0.066	0.334	0.027	0.304	0.355	0.324	0.570	0.323	0.591
	Back side	0.149	0.051	0.079	0.109	0.153	0.124	0.169	0.025	0.258	0.324	0.253	0.327	0.298	0.343
LTE Band 26	Front side	0.239	0.059	0.067	0.074	0.313	0.066	0.334	0.027	0.313	0.364	0.333	0.579	0.332	0.600
	Back side	0.224	0.051	0.079	0.109	0.153	0.124	0.169	0.025	0.333	0.399	0.328	0.402	0.373	0.418
N5	Front side	0.367	0.059	0.067	0.074	0.313	0.066	0.334	0.027	0.441	0.492	0.461	0.707	0.460	0.728
	Back side	0.322	0.051	0.079	0.109	0.153	0.124	0.169	0.025	0.431	0.497	0.426	0.500	0.471	0.516

Unless otherwise agreed in writing, this document is issued by the Company subject to its General Conditions of Service printed overleaf, available on request or accessible at http://www.sgs.com/en/Terms-and-Conditions.aspx and, for electronic format documents, subject to Terms and Conditions for Electronic Documents at http://www.sgs.com/en/Terms-and-Conditions/Terms-e-Document.aspx. Attention is drawn to the limitation of liability, indemnification and jurisdiction issues defined therein. Any holder of this document is advised that information contained hereon reflects the Company's findings at the time of its intervention only and within the limits of Client's instructions, if any. The Company's sole responsibility is to its Client and this document does not exonerate parties to a transaction from exercising all their rights and obligations under the transaction documents. This document cannot be reproduced except in full, without prior written approval of the Company. Any unauthorized alteration, forgery or falsification of the content or appearance of this document is unlawful and offenders may be prosecuted to the fullest extent of the law. Unless otherwise stated the results shown in this test report refer only to the sample(s) tested and such sample(s) are retained for 30 days only.
Attention: To check the authenticity of testing /inspection report & certificate, please contact us at telephone: (86-755) 8307 1443, or email: CN.Doccheck@sgs.com

No.1 Workshop, M-10, Middle Section, Science & Technology Park, Shenzhen, China 518057 t (86-755) 26012053 f (86-755) 26710594 www.sgsgroup.com.cn
中国·深圳·科技园中区M-10栋一号厂房 邮编: 518057 t (86-755) 26012053 f (86-755) 26710594 sgs.china@sgs.com

Member of the SGS Group (SGS SA)

Test position		SARmax (W/kg)								Summed SAR					
		Main Ant4	WiFi 2.4G (chain0)	WiFi 2.4G (chain1)	WiFi 2.4G (MIMO)	WiFi 5G (chain0)	WiFi 5G (chain1)	WiFi 5G (MIMO)	BT						
		1	2	3	4	5	6	7	8	1+4	1+2+6	1+3+8	1+5+8	1+6+8	1+7+8
LTE Band 4	Front side	0.269	0.059	0.067	0.074	0.313	0.066	0.334	0.027	0.343	0.394	0.363	0.609	0.362	0.630
	Back side	0.424	0.051	0.079	0.109	0.153	0.124	0.169	0.025	0.533	0.599	0.528	0.602	0.573	0.618
LTE Band 7	Front side	0.286	0.059	0.067	0.074	0.313	0.066	0.334	0.027	0.360	0.411	0.380	0.626	0.379	0.647
	Back side	0.363	0.051	0.079	0.109	0.153	0.124	0.169	0.025	0.472	0.538	0.467	0.541	0.512	0.557
LTE Band 38	Front side	0.210	0.059	0.067	0.074	0.313	0.066	0.334	0.027	0.284	0.335	0.304	0.550	0.303	0.571
	Back side	0.287	0.051	0.079	0.109	0.153	0.124	0.169	0.025	0.396	0.462	0.391	0.465	0.436	0.481
LTE Band 41	Front side	0.119	0.059	0.067	0.074	0.313	0.066	0.334	0.027	0.193	0.244	0.213	0.459	0.212	0.480
	Back side	0.163	0.051	0.079	0.109	0.153	0.124	0.169	0.025	0.272	0.338	0.267	0.341	0.312	0.357
LTE Band 66	Front side	0.379	0.059	0.067	0.074	0.313	0.066	0.334	0.027	0.453	0.504	0.473	0.719	0.472	0.740
	Back side	0.466	0.051	0.079	0.109	0.153	0.124	0.169	0.025	0.575	0.641	0.570	0.644	0.615	0.660
N7	Front side	0.381	0.059	0.067	0.074	0.313	0.066	0.334	0.027	0.455	0.506	0.475	0.721	0.474	0.742
	Back side	0.480	0.051	0.079	0.109	0.153	0.124	0.169	0.025	0.589	0.655	0.584	0.658	0.629	0.674
N38	Front side	0.254	0.059	0.067	0.074	0.313	0.066	0.334	0.027	0.328	0.379	0.348	0.594	0.347	0.615
	Back side	0.411	0.051	0.079	0.109	0.153	0.124	0.169	0.025	0.520	0.586	0.515	0.589	0.560	0.605
N41	Front side	0.164	0.059	0.067	0.074	0.313	0.066	0.334	0.027	0.238	0.289	0.258	0.504	0.257	0.525
	Back side	0.270	0.051	0.079	0.109	0.153	0.124	0.169	0.025	0.379	0.445	0.374	0.448	0.419	0.464
N66	Front side	0.160	0.059	0.067	0.074	0.313	0.066	0.334	0.027	0.234	0.285	0.254	0.500	0.253	0.521
	Back side	0.311	0.051	0.079	0.109	0.153	0.124	0.169	0.025	0.420	0.486	0.415	0.489	0.460	0.505

Test position		SARmax (W/kg)								Summed SAR					
		Main Ant5	WiFi 2.4G (chain0)	WiFi 2.4G (chain1)	WiFi 2.4G (MIMO)	WiFi 5G (chain0)	WiFi 5G (chain1)	WiFi 5G (MIMO)	BT						
		1	2	3	4	5	6	7	8	1+4	1+2+6	1+3+8	1+5+8	1+6+8	1+7+8
GSM1900	Front side	0.189	0.059	0.067	0.074	0.313	0.066	0.334	0.027	0.263	0.314	0.283	0.529	0.282	0.550
	Back side	0.246	0.051	0.079	0.109	0.153	0.124	0.169	0.025	0.355	0.421	0.350	0.424	0.395	0.440
WCDMA Band II	Front side	0.528	0.059	0.067	0.074	0.313	0.066	0.334	0.027	0.602	0.653	0.622	0.868	0.621	0.889
	Back side	0.716	0.051	0.079	0.109	0.153	0.124	0.169	0.025	0.825	0.891	0.820	0.894	0.865	0.910
WCDMA Band IV	Front side	0.086	0.059	0.067	0.074	0.313	0.066	0.334	0.027	0.160	0.211	0.180	0.426	0.179	0.447
	Back side	0.183	0.051	0.079	0.109	0.153	0.124	0.169	0.025	0.292	0.358	0.287	0.361	0.332	0.377
LTE Band 4	Front side	0.638	0.059	0.067	0.074	0.313	0.066	0.334	0.027	0.712	0.763	0.732	0.978	0.731	0.999
	Back side	0.736	0.051	0.079	0.109	0.153	0.124	0.169	0.025	0.845	0.911	0.840	0.914	0.885	0.930
LTE Band 7	Front side	0.364	0.059	0.067	0.074	0.313	0.066	0.334	0.027	0.438	0.489	0.458	0.704	0.457	0.725
	Back side	0.430	0.051	0.079	0.109	0.153	0.124	0.169	0.025	0.539	0.605	0.534	0.608	0.579	0.624
LTE Band 38	Front side	0.355	0.059	0.067	0.074	0.313	0.066	0.334	0.027	0.429	0.480	0.449	0.695	0.448	0.716
	Back side	0.496	0.051	0.079	0.109	0.153	0.124	0.169	0.025	0.605	0.671	0.600	0.674	0.645	0.690
LTE Band 41	Front side	0.175	0.059	0.067	0.074	0.313	0.066	0.334	0.027	0.249	0.300	0.269	0.515	0.268	0.536
	Back side	0.303	0.051	0.079	0.109	0.153	0.124	0.169	0.025	0.412	0.478	0.407	0.481	0.452	0.497
LTE Band 66	Front side	0.239	0.059	0.067	0.074	0.313	0.066	0.334	0.027	0.313	0.364	0.333	0.579	0.332	0.600
	Back side	0.396	0.051	0.079	0.109	0.153	0.124	0.169	0.025	0.505	0.571	0.500	0.574	0.545	0.590
N7	Front side	0.477	0.059	0.067	0.074	0.313	0.066	0.334	0.027	0.551	0.602	0.571	0.817	0.570	0.838
	Back side	0.535	0.051	0.079	0.109	0.153	0.124	0.169	0.025	0.644	0.710	0.639	0.713	0.684	0.729
N38	Front side	0.678	0.059	0.067	0.074	0.313	0.066	0.334	0.027	0.752	0.803	0.772	1.018	0.771	1.039
	Back side	0.721	0.051	0.079	0.109	0.153	0.124	0.169	0.025	0.830	0.896	0.825	0.899	0.870	0.915
N41	Front side	0.365	0.059	0.067	0.074	0.313	0.066	0.334	0.027	0.439	0.490	0.459	0.705	0.458	0.726
	Back side	0.513	0.051	0.079	0.109	0.153	0.124	0.169	0.025	0.622	0.688	0.617	0.691	0.662	0.707
N66	Front side	0.347	0.059	0.067	0.074	0.313	0.066	0.334	0.027	0.421	0.472	0.441	0.687	0.440	0.708
	Back side	0.468	0.051	0.079	0.109	0.153	0.124	0.169	0.025	0.577	0.643	0.572	0.646	0.617	0.662

Unless otherwise agreed in writing, this document is issued by the Company subject to its General Conditions of Service printed overleaf, available on request or accessible at http://www.sgs.com/en/Terms-and-Conditions.aspx and, for electronic format documents, subject to Terms and Conditions for Electronic Documents at http://www.sgs.com/en/Terms-and-Conditions/Terms-e-Document.aspx. Attention is drawn to the limitation of liability, indemnification and jurisdiction issues defined therein. Any holder of this document is advised that information contained hereon reflects the Company's findings at the time of its intervention only and within the limits of Client's instructions, if any. The Company's sole responsibility is to its Client and this document does not exonerate parties to a transaction from exercising all their rights and obligations under the transaction documents. This document cannot be reproduced except in full, without prior written approval of the Company. Any unauthorized alteration, forgery or falsification of the content or appearance of this document is unlawful and offenders may be prosecuted to the fullest extent of the law. Unless otherwise stated the results shown in this test report refer only to the sample(s) tested and such sample(s) are retained for 30 days only.
Attention: To check the authenticity of testing /inspection report & certificate, please contact us at telephone: (86-755) 8307 1443, or email: CN.Doccheck@sgs.com

Test position		SARmax (W/kg)								Summed SAR					
		Main Ant6	WiFi 2.4G (chain0)	WiFi 2.4G (chain1)	WiFi 2.4G (MIMO)	WiFi 5G (chain0)	WiFi 5G (chain1)	WiFi 5G (MIMO)	BT						
		1	2	3	4	5	6	7	8	1+4	1+2+6	1+3+8	1+5+8	1+6+8	1+7+8
LTE Band 42	Front side	0.174	0.059	0.067	0.074	0.313	0.066	0.334	0.027	0.248	0.299	0.268	0.514	0.267	0.535
	Back side	0.199	0.051	0.079	0.109	0.153	0.124	0.169	0.025	0.308	0.374	0.303	0.377	0.348	0.393
N77	Front side	0.288	0.059	0.067	0.074	0.313	0.066	0.334	0.027	0.362	0.413	0.382	0.628	0.381	0.649
	Back side	0.333	0.051	0.079	0.109	0.153	0.124	0.169	0.025	0.442	0.508	0.437	0.511	0.482	0.527
N78	Front side	0.309	0.059	0.067	0.074	0.313	0.066	0.334	0.027	0.383	0.434	0.403	0.649	0.402	0.670
	Back side	0.513	0.051	0.079	0.109	0.153	0.124	0.169	0.025	0.622	0.688	0.617	0.691	0.662	0.707

Test position		SARmax (W/kg)								Summed SAR					
		Main Ant8	WiFi 2.4G (chain0)	WiFi 2.4G (chain1)	WiFi 2.4G (MIMO)	WiFi 5G (chain0)	WiFi 5G (chain1)	WiFi 5G (MIMO)	BT						
		1	2	3	4	5	6	7	8	1+4	1+2+6	1+3+8	1+5+8	1+6+8	1+7+8
LTE Band 2	Front side	0.392	0.059	0.067	0.074	0.313	0.066	0.334	0.027	0.466	0.517	0.486	0.732	0.485	0.753
	Back side	0.336	0.051	0.079	0.109	0.153	0.124	0.169	0.025	0.445	0.511	0.440	0.514	0.485	0.530
LTE Band 4	Front side	0.247	0.059	0.067	0.074	0.313	0.066	0.334	0.027	0.321	0.372	0.341	0.587	0.340	0.608
	Back side	0.296	0.051	0.079	0.109	0.153	0.124	0.169	0.025	0.405	0.471	0.400	0.474	0.445	0.490
LTE Band 7	Front side	0.500	0.059	0.067	0.074	0.313	0.066	0.334	0.027	0.574	0.625	0.594	0.840	0.593	0.861
	Back side	0.511	0.051	0.079	0.109	0.153	0.124	0.169	0.025	0.620	0.686	0.615	0.689	0.660	0.705
LTE Band 38	Front side	0.135	0.059	0.067	0.074	0.313	0.066	0.334	0.027	0.209	0.260	0.229	0.475	0.228	0.496
	Back side	0.168	0.051	0.079	0.109	0.153	0.124	0.169	0.025	0.277	0.343	0.272	0.346	0.317	0.362
LTE Band 41	Front side	0.103	0.059	0.067	0.074	0.313	0.066	0.334	0.027	0.177	0.228	0.197	0.443	0.196	0.464
	Back side	0.121	0.051	0.079	0.109	0.153	0.124	0.169	0.025	0.230	0.296	0.225	0.299	0.270	0.315
LTE Band 66	Front side	0.274	0.059	0.067	0.074	0.313	0.066	0.334	0.027	0.348	0.399	0.368	0.614	0.367	0.635
	Back side	0.301	0.051	0.079	0.109	0.153	0.124	0.169	0.025	0.410	0.476	0.405	0.479	0.450	0.495
N7	Front side	0.148	0.059	0.067	0.074	0.313	0.066	0.334	0.027	0.222	0.273	0.242	0.488	0.241	0.509
	Back side	0.171	0.051	0.079	0.109	0.153	0.124	0.169	0.025	0.280	0.346	0.275	0.349	0.320	0.365
N38	Front side	0.490	0.059	0.067	0.074	0.313	0.066	0.334	0.027	0.564	0.615	0.584	0.830	0.583	0.851
	Back side	0.247	0.051	0.079	0.109	0.153	0.124	0.169	0.025	0.356	0.422	0.351	0.425	0.396	0.441
N41	Front side	0.131	0.059	0.067	0.074	0.313	0.066	0.334	0.027	0.205	0.256	0.225	0.471	0.224	0.492
	Back side	0.158	0.051	0.079	0.109	0.153	0.124	0.169	0.025	0.267	0.333	0.262	0.336	0.307	0.352
N66	Front side	0.180	0.059	0.067	0.074	0.313	0.066	0.334	0.027	0.254	0.305	0.274	0.520	0.273	0.541
	Back side	0.231	0.051	0.079	0.109	0.153	0.124	0.169	0.025	0.340	0.406	0.335	0.409	0.380	0.425

Test position		SARmax (W/kg)								Summed SAR					
		Main Ant11	WiFi 2.4G (chain0)	WiFi 2.4G (chain1)	WiFi 2.4G (MIMO)	WiFi 5G (chain0)	WiFi 5G (chain1)	WiFi 5G (MIMO)	BT						
		1	2	3	4	5	6	7	8	1+4	1+2+6	1+3+8	1+5+8	1+6+8	1+7+8
LTE Band 42	Front side	0.122	0.059	0.067	0.074	0.313	0.066	0.334	0.027	0.196	0.247	0.216	0.462	0.215	0.483
	Back side	0.659	0.051	0.079	0.109	0.153	0.124	0.169	0.025	0.768	0.834	0.763	0.837	0.808	0.853
N77	Front side	0.118	0.059	0.067	0.074	0.313	0.066	0.334	0.027	0.192	0.243	0.212	0.458	0.211	0.479
	Back side	0.951	0.051	0.079	0.109	0.153	0.124	0.169	0.025	1.060	1.126	1.055	1.129	1.100	1.145
N78	Front side	0.075	0.059	0.067	0.074	0.313	0.066	0.334	0.027	0.149	0.200	0.169	0.415	0.168	0.436
	Back side	0.513	0.051	0.079	0.109	0.153	0.124	0.169	0.025	0.622	0.688	0.617	0.691	0.662	0.707

Unless otherwise agreed in writing, this document is issued by the Company subject to its General Conditions of Service printed overleaf, available on request or accessible at http://www.sgs.com/en/Terms-and-Conditions.aspx and, for electronic format documents, subject to Terms and Conditions for Electronic Documents at http://www.sgs.com/en/Terms-and-Conditions/Terms-e-Document.aspx. Attention is drawn to the limitation of liability, indemnification and jurisdiction issues defined therein. Any holder of this document is advised that information contained hereon reflects the Company's findings at the time of its intervention only and within the limits of Client's instructions, if any. The Company's sole responsibility is to its Client and this document does not exonerate parties to a transaction from exercising all their rights and obligations under the transaction documents. This document cannot be reproduced except in full, without prior written approval of the Company. Any unauthorized alteration, forgery or falsification of the content or appearance of this document is unlawful and offenders may be prosecuted to the fullest extent of the law. Unless otherwise stated the results shown in this test report refer only to the sample(s) tested and such sample(s) are retained for 30 days only.
Attention: To check the authenticity of testing /inspection report & certificate, please contact us at telephone: (86-755) 8307 1443, or email: CN.Doccheck@sgs.com
SGS-CSTC Standards Technical Services Co., Ltd. Shenzhen Branch
No.1 Workshop, M-10, Middle Section, Science & Technology Park, Shenzhen, China 518057 t (86-755) 26012053 f (86-755) 26710594 www.sgsgroup.com.cn
中国·深圳·科技园中区M-10栋一号厂房 邮编: 518057 t (86-755) 26012053 f (86-755) 26710594 sgs.china@sgs.com
Member of the SGS Group (SGS SA)

Test position		SARmax (W/kg)								Summed SAR					
		Main Ant12	WiFi 2.4G (chain0)	WiFi 2.4G (chain1)	WiFi 2.4G (MIMO)	WiFi 5G (chain0)	WiFi 5G (chain1)	WiFi 5G (MIMO)	BT						
		1	2	3	4	5	6	7	8	1+4	1+2+6	1+3+8	1+5+8	1+6+8	1+7+8
LTE Band 42	Front side	0.174	0.059	0.067	0.074	0.313	0.066	0.334	0.027	0.248	0.299	0.268	0.514	0.267	0.535
	Back side	0.211	0.051	0.079	0.109	0.153	0.124	0.169	0.025	0.320	0.386	0.315	0.389	0.360	0.405
N77	Front side	0.396	0.059	0.067	0.074	0.313	0.066	0.334	0.027	0.470	0.521	0.490	0.736	0.489	0.757
	Back side	0.784	0.051	0.079	0.109	0.153	0.124	0.169	0.025	0.893	0.959	0.888	0.962	0.933	0.978
N78	Front side	0.118	0.059	0.067	0.074	0.313	0.066	0.334	0.027	0.192	0.243	0.212	0.458	0.211	0.479
	Back side	0.500	0.051	0.079	0.109	0.153	0.124	0.169	0.025	0.609	0.675	0.604	0.678	0.649	0.694

Test position		SARmax (W/kg)								Summed SAR					
		Main Ant13	WiFi 2.4G (chain0)	WiFi 2.4G (chain1)	WiFi 2.4G (MIMO)	WiFi 5G (chain0)	WiFi 5G (chain1)	WiFi 5G (MIMO)	BT						
		1	2	3	4	5	6	7	8	1+4	1+2+6	1+3+8	1+5+8	1+6+8	1+7+8
LTE Band 42	Front side	0.450	0.059	0.067	0.074	0.313	0.066	0.334	0.027	0.524	0.575	0.544	0.790	0.543	0.811
	Back side	0.733	0.051	0.079	0.109	0.153	0.124	0.169	0.025	0.842	0.908	0.837	0.911	0.882	0.927
N77	Front side	0.399	0.059	0.067	0.074	0.313	0.066	0.334	0.027	0.473	0.524	0.493	0.739	0.492	0.760
	Back side	0.820	0.051	0.079	0.109	0.153	0.124	0.169	0.025	0.929	0.995	0.924	0.998	0.969	1.014
N78	Front side	0.136	0.059	0.067	0.074	0.313	0.066	0.334	0.027	0.210	0.261	0.230	0.476	0.229	0.497
	Back side	0.495	0.051	0.079	0.109	0.153	0.124	0.169	0.025	0.604	0.670	0.599	0.673	0.644	0.689

EN-DC:

LTE Band (EN_DC)	Exposure position	Ant1	Ant3	Ant2	Ant4	Ant5	Ant8	n5		EN_DC Summed SAR
								Ant2	Ant5	
Band 7	Front side	/	/	0.315	0.342	0.398	0.165	0.381	0.367	0.779
	Back side	/	/	0.445	0.511	0.527	0.196	0.421	0.322	0.948

LTE Band (EN_DC)	Exposure position	Ant1	Ant3	n7				EN_DC Summed SAR
				Ant2	Ant4	Ant5	Ant8	
Band 5	Front side	0.329	0.329	0.404	0.381	0.477	0.148	0.806
	Back side	0.352	0.234	0.482	0.480	0.535	0.171	0.887

LTE Band (EN_DC)	Exposure position	Ant2	Ant4	Ant5	Ant8	n41				EN_DC Summed SAR
						Ant2	Ant4	Ant5	Ant8	
Band 38	Front side	0.417	/	/	0.135	/	0.164	0.365	/	0.782
	Back side	0.470	/	/	0.168	/	0.270	0.513	/	0.983
Band 41	Front side	0.207	/	/	0.103	/	0.164	0.365	/	0.572
	Back side	0.287	/	/	0.121	/	0.270	0.513	/	0.800

LTE Band (EN_DC)	Exposure position	Ant1	Ant3	Ant2	Ant4	Ant5	Ant8	n66				EN_DC Summed SAR
								Ant2	Ant4	Ant5	Ant8	
Band 7	Front side	/	/	/	0.342	0.398	/	0.444	/	/	0.180	0.842
	Back side	/	/	/	0.511	0.527	/	0.534	/	/	0.231	1.061

LTE Band (EN_DC)	Exposure position	Ant1	Ant3	Ant2	Ant4	Ant5	Ant8	n78				EN_DC Summed SAR
								Ant6	Ant11	Ant12	Ant13	
Band 2	Front side	/	/	0.442	/	/	0.392	0.309	0.075	0.118	0.136	0.751
	Back side	/	/	0.488	/	/	0.336	0.513	0.513	0.500	0.495	1.001
Band 5	Front side	0.329	0.329	/	/	/	/	0.309	0.075	0.118	0.136	0.638
	Back side	0.352	0.234	/	/	/	/	0.513	0.513	0.500	0.495	0.865
Band 7	Front side	/	/	0.315	0.342	0.398	0.165	0.309	0.075	0.118	0.136	0.707
	Back side	/	/	0.445	0.511	0.527	0.196	0.513	0.513	0.500	0.495	1.040
Band 38	Front side	/	/	0.417	0.210	0.355	0.135	0.309	0.075	0.118	0.136	0.726

Unless otherwise agreed in writing, this document is issued by the Company subject to its General Conditions of Service printed overleaf, available on request or accessible at http://www.sgs.com/en/Terms-and-Conditions.aspx and, for electronic format documents, subject to Terms and Conditions for Electronic Documents at http://www.sgs.com/en/Terms-and-Conditions/Terms-e-Document.aspx. Attention is drawn to the limitation of liability, indemnification and jurisdiction issues defined therein. Any holder of this document is advised that information contained hereon reflects the Company's findings at the time of its intervention only and within the limits of Client's instructions, if any. The Company's sole responsibility is to its Client and this document does not exonerate parties to a transaction from exercising all their rights and obligations under the transaction documents. This document cannot be reproduced except in full, without prior written approval of the Company. Any unauthorized alteration, forgery or falsification of the content or appearance of this document is unlawful and offenders may be prosecuted to the fullest extent of the law. Unless otherwise stated the results shown in this test report refer only to the sample(s) tested and such sample(s) are retained for 30 days only.
Attention: To check the authenticity of testing /inspection report & certificate, please contact us at telephone: (86-755) 8307 1443, or email: CN.Doccheck@sgs.com

No.1 Workshop, M-10, Middle Section, Science & Technology Park, Shenzhen, China 518057 t (86-755) 26012053 f (86-755) 26710594 www.sgsgroup.com.cn
中国·深圳·科技园中区M-10栋一号厂房 邮编: 518057 t (86-755) 26012053 f (86-755) 26710594 sgs.china@sgs.com

	Back side	/	/	0.470	0.287	0.496	0.168	0.513	0.513	0.500	0.495	1.009
Band 41	Front side	/	/	0.207	0.119	0.175	0.103	0.309	0.075	0.118	0.136	0.516
	Back side	/	/	0.287	0.163	0.303	0.121	0.513	0.513	0.500	0.495	0.816
Band 66	Front side	/	/	0.490	0.342	0.398	0.274	0.309	0.075	0.118	0.136	0.799
	Back side	/	/	0.545	0.511	0.527	0.301	0.513	0.513	0.500	0.495	1.058

Test position		SARmax (W/kg)								Summed SAR					
		Main Ant13	WiFi 2.4G (chain0)	WiFi 2.4G (chain1)	WiFi 2.4G (MIMO)	WiFi 5G (chain0)	WiFi 5G (chain1)	WiFi 5G (MIMO)	BT						
		1	2	3	4	5	6	7	8	1+4	1+2+6	1+3+8	1+5+8	1+6+8	1+7+8
5N-7A	Front side	0.779	0.059	0.067	0.074	0.313	0.066	0.334	0.027	0.853	0.904	0.873	1.119	0.872	1.140
	Back side	0.948	0.051	0.079	0.109	0.153	0.124	0.169	0.025	1.057	1.123	1.052	1.126	1.097	1.142
7N-5A	Front side	0.806	0.059	0.067	0.074	0.313	0.066	0.334	0.027	0.880	0.931	0.900	1.146	0.899	1.167
	Back side	0.887	0.051	0.079	0.109	0.153	0.124	0.169	0.025	0.996	1.062	0.991	1.065	1.036	1.081
N41-38A	Front side	0.782	0.059	0.067	0.074	0.313	0.066	0.334	0.027	0.856	0.907	0.876	1.122	0.875	1.143
	Back side	0.983	0.051	0.079	0.109	0.153	0.124	0.169	0.025	1.092	1.158	1.087	1.161	1.132	1.177
N41-41A	Front side	0.572	0.059	0.067	0.074	0.313	0.066	0.334	0.027	0.646	0.697	0.666	0.912	0.665	0.933
	Back side	0.800	0.051	0.079	0.109	0.153	0.124	0.169	0.025	0.909	0.975	0.904	0.978	0.949	0.994
N66-7A	Front side	0.842	0.059	0.067	0.074	0.313	0.066	0.334	0.027	0.916	0.967	0.936	1.182	0.935	1.203
	Back side	1.061	0.051	0.079	0.109	0.153	0.124	0.169	0.025	1.170	1.236	1.165	1.239	1.210	1.255
N78-2A	Front side	0.751	0.059	0.067	0.074	0.313	0.066	0.334	0.027	0.825	0.876	0.845	1.091	0.844	1.112
	Back side	1.001	0.051	0.079	0.109	0.153	0.124	0.169	0.025	1.110	1.176	1.105	1.179	1.150	1.195
N78-5A	Front side	0.638	0.059	0.067	0.074	0.313	0.066	0.334	0.027	0.712	0.763	0.732	0.978	0.731	0.999
	Back side	0.865	0.051	0.079	0.109	0.153	0.124	0.169	0.025	0.974	1.040	0.969	1.043	1.014	1.059
N78-7A	Front side	0.707	0.059	0.067	0.074	0.313	0.066	0.334	0.027	0.781	0.832	0.801	1.047	0.800	1.068
	Back side	1.040	0.051	0.079	0.109	0.153	0.124	0.169	0.025	1.149	1.215	1.144	1.218	1.189	1.234
N78-38A	Front side	0.726	0.059	0.067	0.074	0.313	0.066	0.334	0.027	0.800	0.851	0.820	1.066	0.819	1.087
	Back side	1.009	0.051	0.079	0.109	0.153	0.124	0.169	0.025	1.118	1.184	1.113	1.187	1.158	1.203
N78-41A	Front side	0.516	0.059	0.067	0.074	0.313	0.066	0.334	0.027	0.590	0.641	0.610	0.856	0.609	0.877
	Back side	0.816	0.051	0.079	0.109	0.153	0.124	0.169	0.025	0.925	0.991	0.920	0.994	0.965	1.010
N78-66A	Front side	0.799	0.059	0.067	0.074	0.313	0.066	0.334	0.027	0.873	0.924	0.893	1.139	0.892	1.160
	Back side	1.058	0.051	0.079	0.109	0.153	0.124	0.169	0.025	1.167	1.233	1.162	1.236	1.207	1.252

LTE Band	Exposure position	Ant2	Ant4	Ant5	Ant8	Band 4				Summed SAR
						Ant2	Ant4	Ant5	Ant8	
Band 7	Front side	0.634	/	/	0.500	/	0.269	0.638	/	1.272
	Back side	0.698	/	/	0.511	/	0.424	0.736	/	1.434

Unless otherwise agreed in writing, this document is issued by the Company subject to its General Conditions of Service printed overleaf, available on request or accessible at http://www.sgs.com/en/Terms-and-Conditions.aspx and, for electronic format documents, subject to Terms and Conditions for Electronic Documents at http://www.sgs.com/en/Terms-and-Conditions/Terms-e-Document.aspx. Attention is drawn to the limitation of liability, indemnification and jurisdiction issues defined therein. Any holder of this document is advised that information contained hereon reflects the Company's findings at the time of its intervention only and within the limits of Client's instructions, if any. The Company's sole responsibility is to its Client and this document does not exonerate parties to a transaction from exercising all their rights and obligations under the transaction documents. This document cannot be reproduced except in full, without prior written approval of the Company. Any unauthorized alteration, forgery or falsification of the content or appearance of this document is unlawful and offenders may be prosecuted to the fullest extent of the law. Unless otherwise stated the results shown in this test report refer only to the sample(s) tested and such sample(s) are retained for 30 days only.
Attention: To check the authenticity of testing /inspection report & certificate, please contact us at telephone: (86-755) 8307 1443, or email: CN.Doccheck@sgs.com

Hotspot:

Test position		SARmax (W/kg)								Summed SAR					
		Main Ant1	WiFi 2.4G (chain0)	WiFi 2.4G (chain1)	WiFi 2.4G (MIMO)	WiFi 5G (chain0)	WiFi 5G (chain1)	WiFi 5G (MIMO)	BT						
		1	2	3	4	5	6	7	8	1+4	1+2+6	1+3+8	1+5+8	1+6+8	1+7+8
GSM850	Front side	0.437	0.126	0.164	0.156	0.477	0.094	0.672	0.067	0.593	0.657	0.668	0.981	0.598	1.176
	Back side	0.620	0.112	0.161	0.194	0.180	0.142	0.234	0.059	0.814	0.874	0.840	0.859	0.821	0.913
	Left side									0.000	0.000	0.000	0.000	0.000	0.000
	Right side	0.228	0.019	0.268	0.229	0.220	0.275	0.566	0.011	0.457	0.522	0.507	0.459	0.514	0.805
	Top side		0.170	0.159	0.177	0.273	0.092	0.285	0.084	0.177	0.262	0.243	0.357	0.176	0.369
	Bottom side	0.322								0.322	0.322	0.322	0.322	0.322	0.322
WCDMA Band V	Front side	0.377	0.126	0.164	0.156	0.477	0.094	0.672	0.067	0.533	0.597	0.608	0.921	0.538	1.116
	Back side	0.699	0.112	0.161	0.194	0.180	0.142	0.234	0.059	0.893	0.953	0.919	0.938	0.900	0.992
	Left side									0.000	0.000	0.000	0.000	0.000	0.000
	Right side	0.210	0.019	0.268	0.229	0.220	0.275	0.566	0.011	0.439	0.504	0.489	0.441	0.496	0.787
	Top side		0.170	0.159	0.177	0.273	0.092	0.285	0.084	0.177	0.262	0.243	0.357	0.176	0.369
	Bottom side	0.398								0.398	0.398	0.398	0.398	0.398	0.398
LTE Band 5	Front side	0.444	0.126	0.164	0.156	0.477	0.094	0.672	0.067	0.600	0.664	0.675	0.988	0.605	1.183
	Back side	0.487	0.112	0.161	0.194	0.180	0.142	0.234	0.059	0.681	0.741	0.707	0.726	0.688	0.780
	Left side									0.000	0.000	0.000	0.000	0.000	0.000
	Right side	0.201	0.019	0.268	0.229	0.220	0.275	0.566	0.011	0.430	0.495	0.480	0.432	0.487	0.778
	Top side		0.170	0.159	0.177	0.273	0.092	0.285	0.084	0.177	0.262	0.243	0.357	0.176	0.369
	Bottom side	0.283								0.283	0.283	0.283	0.283	0.283	0.283
LTE Band 12	Front side	0.239	0.126	0.164	0.156	0.477	0.094	0.672	0.067	0.395	0.459	0.470	0.783	0.400	0.978
	Back side	0.295	0.112	0.161	0.194	0.180	0.142	0.234	0.059	0.489	0.549	0.515	0.534	0.496	0.588
	Left side									0.000	0.000	0.000	0.000	0.000	0.000
	Right side	0.327	0.019	0.268	0.229	0.220	0.275	0.566	0.011	0.556	0.621	0.606	0.558	0.613	0.904
	Top side		0.170	0.159	0.177	0.273	0.092	0.285	0.084	0.177	0.262	0.243	0.357	0.176	0.369
	Bottom side	0.118								0.118	0.118	0.118	0.118	0.118	0.118
LTE Band 13	Front side	0.404	0.126	0.164	0.156	0.477	0.094	0.672	0.067	0.560	0.624	0.635	0.948	0.565	1.143
	Back side	0.521	0.112	0.161	0.194	0.180	0.142	0.234	0.059	0.715	0.775	0.741	0.760	0.722	0.814
	Left side									0.000	0.000	0.000	0.000	0.000	0.000
	Right side	0.404	0.019	0.268	0.229	0.220	0.275	0.566	0.011	0.633	0.698	0.683	0.635	0.690	0.981
	Top side		0.170	0.159	0.177	0.273	0.092	0.285	0.084	0.177	0.262	0.243	0.357	0.176	0.369
	Bottom side	0.292								0.292	0.292	0.292	0.292	0.292	0.292
LTE Band 17	Front side	0.240	0.126	0.164	0.156	0.477	0.094	0.672	0.067	0.396	0.460	0.471	0.784	0.401	0.979
	Back side	0.313	0.112	0.161	0.194	0.180	0.142	0.234	0.059	0.507	0.567	0.533	0.552	0.514	0.606
	Left side									0.000	0.000	0.000	0.000	0.000	0.000
	Right side	0.353	0.019	0.268	0.229	0.220	0.275	0.566	0.011	0.582	0.647	0.632	0.584	0.639	0.930
	Top side		0.170	0.159	0.177	0.273	0.092	0.285	0.084	0.177	0.262	0.243	0.357	0.176	0.369
	Bottom side	0.133								0.133	0.133	0.133	0.133	0.133	0.133
LTE Band 26	Front side	0.583	0.126	0.164	0.156	0.477	0.094	0.672	0.067	0.739	0.803	0.814	1.127	0.744	1.322
	Back side	0.728	0.112	0.161	0.194	0.180	0.142	0.234	0.059	0.922	0.982	0.948	0.967	0.929	1.021
	Left side									0.000	0.000	0.000	0.000	0.000	0.000
	Right side	0.314	0.019	0.268	0.229	0.220	0.275	0.566	0.011	0.543	0.608	0.593	0.545	0.600	0.891
	Top side		0.170	0.159	0.177	0.273	0.092	0.285	0.084	0.177	0.262	0.243	0.357	0.176	0.369
	Bottom side	0.483								0.483	0.483	0.483	0.483	0.483	0.483
N5	Front side	0.301	0.126	0.164	0.156	0.477	0.094	0.672	0.067	0.457	0.521	0.532	0.845	0.462	1.040
	Back side	0.311	0.112	0.161	0.194	0.180	0.142	0.234	0.059	0.505	0.565	0.531	0.550	0.512	0.604
	Left side									0.000	0.000	0.000	0.000	0.000	0.000
	Right side	0.112	0.019	0.268	0.229	0.220	0.275	0.566	0.011	0.341	0.406	0.391	0.343	0.398	0.689
	Top side		0.170	0.159	0.177	0.273	0.092	0.285	0.084	0.177	0.262	0.243	0.357	0.176	0.369
	Bottom side	0.183								0.183	0.183	0.183	0.183	0.183	0.183

Unless otherwise agreed in writing, this document is issued by the Company subject to its General Conditions of Service printed overleaf, available on request or accessible at http://www.sgs.com/en/Terms-and-Conditions.aspx and, for electronic format documents, subject to Terms and Conditions for Electronic Documents at http://www.sgs.com/en/Terms-and-Conditions/Terms-e-Document.aspx. Attention is drawn to the limitation of liability, indemnification and jurisdiction issues defined therein. Any holder of this document is advised that information contained hereon reflects the Company's findings at the time of its intervention only and within the limits of Client's instructions, if any. The Company's sole responsibility is to its Client and this document does not exonerate parties to a transaction from exercising all their rights and obligations under the transaction documents. This document cannot be reproduced except in full, without prior written approval of the Company. Any unauthorized alteration, forgery or falsification of the content or appearance of this document is unlawful and offenders may be prosecuted to the fullest extent of the law. Unless otherwise stated the results shown in this test report refer only to the sample(s) tested and such sample(s) are retained for 30 days only.
Attention: To check the authenticity of testing /inspection report & certificate, please contact us at telephone: (86-755) 8307 1443, or email: CN.Doccheck@sgs.com

No.1 Workshop, M-10, Middle Section, Science & Technology Park, Shenzhen, China 518057 t (86-755) 26012053 f (86-755) 26710594 www.sgsgroup.com.cn
中国·深圳·科技园中区M-10栋一号厂房 邮编: 518057 t (86-755) 26012053 f (86-755) 26710594 sgs.china@sgs.com

Test position		SARmax (W/kg)								Summed SAR					
		Main Ant2	WiFi 2.4G (chain0)	WiFi 2.4G (chain1)	WiFi 2.4G (MIMO)	WiFi 5G (chain0)	WiFi 5G (chain1)	WiFi 5G (MIMO)	BT						
		1	2	3	4	5	6	7	8	1+4	1+2+6	1+3+8	1+5+8	1+6+8	1+7+8
GSM1900	Front side	0.466	0.126	0.164	0.156	0.477	0.094	0.672	0.067	0.622	0.686	0.697	1.010	0.627	1.205
	Back side	0.364	0.112	0.161	0.194	0.180	0.142	0.234	0.059	0.558	0.618	0.584	0.603	0.565	0.657
	Left side	0.170								0.170	0.170	0.170	0.170	0.170	0.170
	Right side		0.019	0.268	0.229	0.220	0.275	0.566	0.011	0.229	0.294	0.279	0.231	0.286	0.577
	Top side		0.170	0.159	0.177	0.273	0.092	0.285	0.084	0.177	0.262	0.243	0.357	0.176	0.369
	Bottom side	0.521								0.521	0.521	0.521	0.521	0.521	0.521
WCDMA Band II	Front side	0.794	0.126	0.164	0.156	0.477	0.094	0.672	0.067	0.950	1.014	1.025	1.338	0.955	1.533
	Back side	0.000	0.112	0.161	0.194	0.180	0.142	0.234	0.059	0.194	0.254	0.220	0.239	0.201	0.293
	Left side	0.679								0.679	0.679	0.679	0.679	0.679	0.679
	Right side		0.019	0.268	0.229	0.220	0.275	0.566	0.011	0.229	0.294	0.279	0.231	0.286	0.577
	Top side		0.170	0.159	0.177	0.273	0.092	0.285	0.084	0.177	0.262	0.243	0.357	0.176	0.369
	Bottom side	0.920								0.920	0.920	0.920	0.920	0.920	0.920
WCDMA Band IV	Front side	0.672	0.126	0.164	0.156	0.477	0.094	0.672	0.067	0.828	0.892	0.903	1.216	0.833	1.411
	Back side	0.793	0.112	0.161	0.194	0.180	0.142	0.234	0.059	0.987	1.047	1.013	1.032	0.994	1.086
	Left side	0.392								0.392	0.392	0.392	0.392	0.392	0.392
	Right side		0.019	0.268	0.229	0.220	0.275	0.566	0.011	0.229	0.294	0.279	0.231	0.286	0.577
	Top side		0.170	0.159	0.177	0.273	0.092	0.285	0.084	0.177	0.262	0.243	0.357	0.176	0.369
	Bottom side	0.921								0.921	0.921	0.921	0.921	0.921	0.921
LTE Band 2	Front side	0.360	0.126	0.164	0.156	0.477	0.094	0.672	0.067	0.516	0.580	0.591	0.904	0.521	1.099
	Back side	0.326	0.112	0.161	0.194	0.180	0.142	0.234	0.059	0.520	0.580	0.546	0.565	0.527	0.619
	Left side	0.101								0.101	0.101	0.101	0.101	0.101	0.101
	Right side		0.019	0.268	0.229	0.220	0.275	0.566	0.011	0.229	0.294	0.279	0.231	0.286	0.577
	Top side		0.170	0.159	0.177	0.273	0.092	0.285	0.084	0.177	0.262	0.243	0.357	0.176	0.369
	Bottom side	0.382								0.382	0.382	0.382	0.382	0.382	0.382
LTE Band 4	Front side	0.590	0.126	0.164	0.156	0.477	0.094	0.672	0.067	0.746	0.810	0.821	1.134	0.751	1.329
	Back side	0.468	0.112	0.161	0.194	0.180	0.142	0.234	0.059	0.662	0.722	0.688	0.707	0.669	0.761
	Left side	0.166								0.166	0.166	0.166	0.166	0.166	0.166
	Right side		0.019	0.268	0.229	0.220	0.275	0.566	0.011	0.229	0.294	0.279	0.231	0.286	0.577
	Top side		0.170	0.159	0.177	0.273	0.092	0.285	0.084	0.177	0.262	0.243	0.357	0.176	0.369
	Bottom side	0.613								0.613	0.613	0.613	0.613	0.613	0.613
LTE Band 7	Front side	0.354	0.126	0.164	0.156	0.477	0.094	0.672	0.067	0.510	0.574	0.585	0.898	0.515	1.093
	Back side	0.366	0.112	0.161	0.194	0.180	0.142	0.234	0.059	0.560	0.620	0.586	0.605	0.567	0.659
	Left side	0.108								0.108	0.108	0.108	0.108	0.108	0.108
	Right side		0.019	0.268	0.229	0.220	0.275	0.566	0.011	0.229	0.294	0.279	0.231	0.286	0.577
	Top side		0.170	0.159	0.177	0.273	0.092	0.285	0.084	0.177	0.262	0.243	0.357	0.176	0.369
	Bottom side	0.368								0.368	0.368	0.368	0.368	0.368	0.368
LTE Band 38	Front side	0.355	0.126	0.164	0.156	0.477	0.094	0.672	0.067	0.511	0.575	0.586	0.899	0.516	1.094
	Back side	0.406	0.112	0.161	0.194	0.180	0.142	0.234	0.059	0.600	0.660	0.626	0.645	0.607	0.699
	Left side	0.141								0.141	0.141	0.141	0.141	0.141	0.141
	Right side		0.019	0.268	0.229	0.220	0.275	0.566	0.011	0.229	0.294	0.279	0.231	0.286	0.577
	Top side		0.170	0.159	0.177	0.273	0.092	0.285	0.084	0.177	0.262	0.243	0.357	0.176	0.369
	Bottom side	0.358								0.358	0.358	0.358	0.358	0.358	0.358
LTE Band 41	Front side	0.361	0.126	0.164	0.156	0.477	0.094	0.672	0.067	0.517	0.581	0.592	0.905	0.522	1.100
	Back side	0.467	0.112	0.161	0.194	0.180	0.142	0.234	0.059	0.661	0.721	0.687	0.706	0.668	0.760
	Left side	0.164								0.164	0.164	0.164	0.164	0.164	0.164
	Right side		0.019	0.268	0.229	0.220	0.275	0.566	0.011	0.229	0.294	0.279	0.231	0.286	0.577
	Top side		0.170	0.159	0.177	0.273	0.092	0.285	0.084	0.177	0.262	0.243	0.357	0.176	0.369
	Bottom side	0.377								0.377	0.377	0.377	0.377	0.377	0.377

Unless otherwise agreed in writing, this document is issued by the Company subject to its General Conditions of Service printed overleaf, available on request or accessible at http://www.sgs.com/en/Terms-and-Conditions.aspx and, for electronic format documents, subject to Terms and Conditions for Electronic Documents at http://www.sgs.com/en/Terms-and-Conditions/Terms-e-Document.aspx. Attention is drawn to the limitation of liability, indemnification and jurisdiction issues defined therein. Any holder of this document is advised that information contained hereon reflects the Company's findings at the time of its intervention only and within the limits of Client's instructions, if any. The Company's sole responsibility is to its Client and this document does not exonerate parties to a transaction from exercising all their rights and obligations under the transaction documents. This document cannot be reproduced except in full, without prior written approval of the Company. Any unauthorized alteration, forgery or falsification of the content or appearance of this document is unlawful and offenders may be prosecuted to the fullest extent of the law. Unless otherwise stated the results shown in this test report refer only to the sample(s) tested and such sample(s) are retained for 30 days only.
Attention: To check the authenticity of testing /inspection report & certificate, please contact us at telephone: (86-755) 8307 1443, or email: CN.Doccheck@sgs.com

No.1 Workshop, M-10, Middle Section, Science & Technology Park, Shenzhen, China 518057 t (86-755) 26012053 f (86-755) 26710594 www.sgsgroup.com.cn
中国·深圳·科技园中区M-10栋一号厂房 邮编: 518057 t (86-755) 26012053 f (86-755) 26710594 sgs.china@sgs.com

LTE Band 66	Front side	0.462	0.126	0.164	0.156	0.477	0.094	0.672	0.067	0.618	0.682	0.693	1.006	0.623	1.201
	Back side	0.506	0.112	0.161	0.194	0.180	0.142	0.234	0.059	0.700	0.760	0.726	0.745	0.707	0.799
	Left side	0.078								0.078	0.078	0.078	0.078	0.078	0.078
	Right side		0.019	0.268	0.229	0.220	0.275	0.566	0.011	0.229	0.294	0.279	0.231	0.286	0.577
	Top side		0.170	0.159	0.177	0.273	0.092	0.285	0.084	0.177	0.262	0.243	0.357	0.176	0.369
	Bottom side	0.538								0.538	0.538	0.538	0.538	0.538	0.538
N7	Front side	0.196	0.126	0.164	0.156	0.477	0.094	0.672	0.067	0.352	0.416	0.427	0.740	0.357	0.935
	Back side	0.328	0.112	0.161	0.194	0.180	0.142	0.234	0.059	0.522	0.582	0.548	0.567	0.529	0.621
	Left side	0.081								0.081	0.081	0.081	0.081	0.081	0.081
	Right side		0.019	0.268	0.229	0.220	0.275	0.566	0.011	0.229	0.294	0.279	0.231	0.286	0.577
	Top side		0.170	0.159	0.177	0.273	0.092	0.285	0.084	0.177	0.262	0.243	0.357	0.176	0.369
	Bottom side	0.343								0.343	0.343	0.343	0.343	0.343	0.343
N38	Front side	0.421	0.126	0.164	0.156	0.477	0.094	0.672	0.067	0.577	0.641	0.652	0.965	0.582	1.160
	Back side	0.548	0.112	0.161	0.194	0.180	0.142	0.234	0.059	0.742	0.802	0.768	0.787	0.749	0.841
	Left side	0.218								0.218	0.218	0.218	0.218	0.218	0.218
	Right side		0.019	0.268	0.229	0.220	0.275	0.566	0.011	0.229	0.294	0.279	0.231	0.286	0.577
	Top side		0.170	0.159	0.177	0.273	0.092	0.285	0.084	0.177	0.262	0.243	0.357	0.176	0.369
	Bottom side	0.673								0.673	0.673	0.673	0.673	0.673	0.673
N41	Front side	0.394	0.126	0.164	0.156	0.477	0.094	0.672	0.067	0.550	0.614	0.625	0.938	0.555	1.133
	Back side	0.610	0.112	0.161	0.194	0.180	0.142	0.234	0.059	0.804	0.864	0.830	0.849	0.811	0.903
	Left side	0.224								0.224	0.224	0.224	0.224	0.224	0.224
	Right side		0.019	0.268	0.229	0.220	0.275	0.566	0.011	0.229	0.294	0.279	0.231	0.286	0.577
	Top side		0.170	0.159	0.177	0.273	0.092	0.285	0.084	0.177	0.262	0.243	0.357	0.176	0.369
	Bottom side	0.631								0.631	0.631	0.631	0.631	0.631	0.631
N66	Front side	0.244	0.126	0.164	0.156	0.477	0.094	0.672	0.067	0.400	0.464	0.475	0.788	0.405	0.983
	Back side	0.272	0.112	0.161	0.194	0.180	0.142	0.234	0.059	0.466	0.526	0.492	0.511	0.473	0.565
	Left side	0.109								0.109	0.109	0.109	0.109	0.109	0.109
	Right side		0.019	0.268	0.229	0.220	0.275	0.566	0.011	0.229	0.294	0.279	0.231	0.286	0.577
	Top side		0.170	0.159	0.177	0.273	0.092	0.285	0.084	0.177	0.262	0.243	0.357	0.176	0.369
	Bottom side	0.262								0.262	0.262	0.262	0.262	0.262	0.262

Test position		SARmax (W/kg)								Summed SAR					
		Main Ant3	WiFi 2.4G (chain0)	WiFi 2.4G (chain1)	WiFi 2.4G (MIMO)	WiFi 5G (chain0)	WiFi 5G (chain1)	WiFi 5G (MIMO)	BT						
		1	2	3	4	5	6	7	8	1+4	1+2+6	1+3+8	1+5+8	1+6+8	1+7+8
GSM850	Front side	0.420	0.126	0.164	0.156	0.477	0.094	0.672	0.067	0.576	0.640	0.651	0.964	0.581	1.159
	Back side	0.302	0.112	0.161	0.194	0.180	0.142	0.234	0.059	0.496	0.556	0.522	0.541	0.503	0.595
	Left side	0.649	0.000	0.000	0.000	0.000	0.000	0.000	0.000	0.649	0.649	0.649	0.649	0.649	0.649
	Right side		0.019	0.268	0.229	0.220	0.275	0.566	0.011	0.229	0.294	0.279	0.231	0.286	0.577
	Top side		0.170	0.159	0.177	0.273	0.092	0.285	0.084	0.177	0.262	0.243	0.357	0.176	0.369
	Bottom side									0.000	0.000	0.000	0.000	0.000	0.000
WCDMA Band V	Front side	0.414	0.126	0.164	0.156	0.477	0.094	0.672	0.067	0.570	0.634	0.645	0.958	0.575	1.153
	Back side	0.253	0.112	0.161	0.194	0.180	0.142	0.234	0.059	0.447	0.507	0.473	0.492	0.454	0.546
	Left side	0.451								0.451	0.451	0.451	0.451	0.451	0.451
	Right side		0.019	0.268	0.229	0.220	0.275	0.566	0.011	0.229	0.294	0.279	0.231	0.286	0.577
	Top side		0.170	0.159	0.177	0.273	0.092	0.285	0.084	0.177	0.262	0.243	0.357	0.176	0.369
	Bottom side									0.000	0.000	0.000	0.000	0.000	0.000
LTE Band 5	Front side	0.209	0.126	0.164	0.156	0.477	0.094	0.672	0.067	0.365	0.429	0.440	0.753	0.370	0.948
	Back side	0.172	0.112	0.161	0.194	0.180	0.142	0.234	0.059	0.366	0.426	0.392	0.411	0.373	0.465
	Left side	0.393								0.393	0.393	0.393	0.393	0.393	0.393
	Right side		0.019	0.268	0.229	0.220	0.275	0.566	0.011	0.229	0.294	0.279	0.231	0.286	0.577
	Top side		0.170	0.159	0.177	0.273	0.092	0.285	0.084	0.177	0.262	0.243	0.357	0.176	0.369
	Bottom side									0.000	0.000	0.000	0.000	0.000	0.000

Unless otherwise agreed in writing, this document is issued by the Company subject to its General Conditions of Service printed overleaf, available on request or accessible at http://www.sgs.com/en/Terms-and-Conditions.aspx and, for electronic format documents, subject to Terms and Conditions for Electronic Documents at http://www.sgs.com/en/Terms-and-Conditions/Terms-e-Document.aspx. Attention is drawn to the limitation of liability, indemnification and jurisdiction issues defined therein. Any holder of this document is advised that information contained hereon reflects the Company's findings at the time of its intervention only and within the limits of Client's instructions, if any. The Company's sole responsibility is to its Client and this document does not exonerate parties to a transaction from exercising all their rights and obligations under the transaction documents. This document cannot be reproduced except in full, without prior written approval of the Company. Any unauthorized alteration, forgery or falsification of the content or appearance of this document is unlawful and offenders may be prosecuted to the fullest extent of the law. Unless otherwise stated the results shown in this test report refer only to the sample(s) tested and such sample(s) are retained for 30 days only.
Attention: To check the authenticity of testing /inspection report & certificate, please contact us at telephone: (86-755) 8307 1443, or email: CN.Doccheck@sgs.com

No.1 Workshop, M-10, Middle Section, Science & Technology Park, Shenzhen, China 518057 t (86-755) 26012053 f (86-755) 26710594 www.sgsgroup.com.cn
中国·深圳·科技园中区M-10栋一号厂房 邮编: 518057 t (86-755) 26012053 f (86-755) 26710594 sgs.china@sgs.com

LTE Band 12	Front side	0.266	0.126	0.164	0.156	0.477	0.094	0.672	0.067	0.422	0.486	0.497	0.810	0.427	1.005
	Back side	0.482	0.112	0.161	0.194	0.180	0.142	0.234	0.059	0.676	0.736	0.702	0.721	0.683	0.775
	Left side	0.548								0.548	0.548	0.548	0.548	0.548	0.548
	Right side		0.019	0.268	0.229	0.220	0.275	0.566	0.011	0.229	0.294	0.279	0.231	0.286	0.577
	Top side		0.170	0.159	0.177	0.273	0.092	0.285	0.084	0.177	0.262	0.243	0.357	0.176	0.369
	Bottom side									0.000	0.000	0.000	0.000	0.000	0.000
LTE Band 13	Front side	0.401	0.126	0.164	0.156	0.477	0.094	0.672	0.067	0.557	0.621	0.632	0.945	0.562	1.140
	Back side	0.374	0.112	0.161	0.194	0.180	0.142	0.234	0.059	0.568	0.628	0.594	0.613	0.575	0.667
	Left side	0.587								0.587	0.587	0.587	0.587	0.587	0.587
	Right side		0.019	0.268	0.229	0.220	0.275	0.566	0.011	0.229	0.294	0.279	0.231	0.286	0.577
	Top side		0.170	0.159	0.177	0.273	0.092	0.285	0.084	0.177	0.262	0.243	0.357	0.176	0.369
	Bottom side									0.000	0.000	0.000	0.000	0.000	0.000
LTE Band 17	Front side	0.343	0.126	0.164	0.156	0.477	0.094	0.672	0.067	0.499	0.563	0.574	0.887	0.504	1.082
	Back side	0.445	0.112	0.161	0.194	0.180	0.142	0.234	0.059	0.639	0.699	0.665	0.684	0.646	0.738
	Left side	0.549								0.549	0.549	0.549	0.549	0.549	0.549
	Right side		0.019	0.268	0.229	0.220	0.275	0.566	0.011	0.229	0.294	0.279	0.231	0.286	0.577
	Top side		0.170	0.159	0.177	0.273	0.092	0.285	0.084	0.177	0.262	0.243	0.357	0.176	0.369
	Bottom side									0.000	0.000	0.000	0.000	0.000	0.000
LTE Band 26	Front side	0.419	0.126	0.164	0.156	0.477	0.094	0.672	0.067	0.575	0.639	0.650	0.963	0.580	1.158
	Back side	0.300	0.112	0.161	0.194	0.180	0.142	0.234	0.059	0.494	0.554	0.520	0.539	0.501	0.593
	Left side	0.581								0.581	0.581	0.581	0.581	0.581	0.581
	Right side		0.019	0.268	0.229	0.220	0.275	0.566	0.011	0.229	0.294	0.279	0.231	0.286	0.577
	Top side		0.170	0.159	0.177	0.273	0.092	0.285	0.084	0.177	0.262	0.243	0.357	0.176	0.369
	Bottom side									0.000	0.000	0.000	0.000	0.000	0.000
N5	Front side	0.199	0.126	0.164	0.156	0.477	0.094	0.672	0.067	0.355	0.419	0.430	0.743	0.360	0.938
	Back side	0.310	0.112	0.161	0.194	0.180	0.142	0.234	0.059	0.504	0.564	0.530	0.549	0.511	0.603
	Left side	0.231								0.231	0.231	0.231	0.231	0.231	0.231
	Right side		0.019	0.268	0.229	0.220	0.275	0.566	0.011	0.229	0.294	0.279	0.231	0.286	0.577
	Top side		0.170	0.159	0.177	0.273	0.092	0.285	0.084	0.177	0.262	0.243	0.357	0.176	0.369
	Bottom side									0.000	0.000	0.000	0.000	0.000	0.000

Test position		SARmax (W/kg)								Summed SAR					
		Main Ant4	WiFi 2.4G (chain0)	WiFi 2.4G (chain1)	WiFi 2.4G (MIMO)	WiFi 5G (chain0)	WiFi 5G (chain1)	WiFi 5G (MIMO)	BT						
		1	2	3	4	5	6	7	8	1+4	1+2+6	1+3+8	1+5+8	1+6+8	1+7+8
LTE Band 4	Front side	0.169	0.126	0.164	0.156	0.477	0.094	0.672	0.067	0.325	0.389	0.400	0.713	0.330	0.908
	Back side	0.222	0.112	0.161	0.194	0.180	0.142	0.234	0.059	0.416	0.476	0.442	0.461	0.423	0.515
	Left side	0.273								0.273	0.273	0.273	0.273	0.273	0.273
	Right side		0.019	0.268	0.229	0.220	0.275	0.566	0.011	0.229	0.294	0.279	0.231	0.286	0.577
	Top side	0.038	0.170	0.159	0.177	0.273	0.092	0.285	0.084	0.215	0.300	0.281	0.395	0.214	0.407
	Bottom side									0.000	0.000	0.000	0.000	0.000	0.000
LTE Band 7	Front side	0.100	0.126	0.164	0.156	0.477	0.094	0.672	0.067	0.256	0.320	0.331	0.644	0.261	0.839
	Back side	0.106	0.112	0.161	0.194	0.180	0.142	0.234	0.059	0.300	0.360	0.326	0.345	0.307	0.399
	Left side	0.147								0.147	0.147	0.147	0.147	0.147	0.147
	Right side		0.019	0.268	0.229	0.220	0.275	0.566	0.011	0.229	0.294	0.279	0.231	0.286	0.577
	Top side	0.019	0.170	0.159	0.177	0.273	0.092	0.285	0.084	0.196	0.281	0.262	0.376	0.195	0.388
	Bottom side									0.000	0.000	0.000	0.000	0.000	0.000
LTE Band 38	Front side	0.127	0.126	0.164	0.156	0.477	0.094	0.672	0.067	0.283	0.347	0.358	0.671	0.288	0.866
	Back side	0.172	0.112	0.161	0.194	0.180	0.142	0.234	0.059	0.366	0.426	0.392	0.411	0.373	0.465
	Left side	0.601								0.601	0.601	0.601	0.601	0.601	0.601
	Right side		0.019	0.268	0.229	0.220	0.275	0.566	0.011	0.229	0.294	0.279	0.231	0.286	0.577
	Top side	0.115	0.170	0.159	0.177	0.273	0.092	0.285	0.084	0.292	0.377	0.358	0.472	0.291	0.484
	Bottom side									0.000	0.000	0.000	0.000	0.000	0.000

Unless otherwise agreed in writing, this document is issued by the Company subject to its General Conditions of Service printed overleaf, available on request or accessible at http://www.sgs.com/en/Terms-and-Conditions.aspx and, for electronic format documents, subject to Terms and Conditions for Electronic Documents at http://www.sgs.com/en/Terms-and-Conditions/Terms-e-Document.aspx. Attention is drawn to the limitation of liability, indemnification and jurisdiction issues defined therein. Any holder of this document is advised that information contained hereon reflects the Company's findings at the time of its intervention only and within the limits of Client's instructions, if any. The Company's sole responsibility is to its Client and this document does not exonerate parties to a transaction from exercising all their rights and obligations under the transaction documents. This document cannot be reproduced except in full, without prior written approval of the Company. Any unauthorized alteration, forgery or falsification of the content or appearance of this document is unlawful and offenders may be prosecuted to the fullest extent of the law. Unless otherwise stated the results shown in this test report refer only to the sample(s) tested and such sample(s) are retained for 30 days only.
Attention: To check the authenticity of testing /inspection report & certificate, please contact us at telephone: (86-755) 8307 1443, or email: CN.Doccheck@sgs.com
SGS-CSTC Standards Technical Services Co., Ltd. Shenzhen Branch
No.1 Workshop, M-10, Middle Section, Science & Technology Park, Shenzhen, China 518057 t (86-755) 26012053 f (86-755) 26710594 www.sgsgroup.com.cn
中国·深圳·科技园中区M-10栋一号厂房 邮编: 518057 t (86-755) 26012053 f (86-755) 26710594 sgs.china@sgs.com
Member of the SGS Group (SGS SA)

LTE Band 41	Front side	0.082	0.126	0.164	0.156	0.477	0.094	0.672	0.067	0.238	0.302	0.313	0.626	0.243	0.821
	Back side	0.134	0.112	0.161	0.194	0.180	0.142	0.234	0.059	0.328	0.388	0.354	0.373	0.335	0.427
	Left side	0.184								0.184	0.184	0.184	0.184	0.184	0.184
	Right side		0.019	0.268	0.229	0.220	0.275	0.566	0.011	0.229	0.294	0.279	0.231	0.286	0.577
	Top side	0.069	0.170	0.159	0.177	0.273	0.092	0.285	0.084	0.246	0.331	0.312	0.426	0.245	0.438
	Bottom side									0.000	0.000	0.000	0.000	0.000	0.000
LTE Band 66	Front side	0.138	0.126	0.164	0.156	0.477	0.094	0.672	0.067	0.294	0.358	0.369	0.682	0.299	0.877
	Back side	0.193	0.112	0.161	0.194	0.180	0.142	0.234	0.059	0.387	0.447	0.413	0.432	0.394	0.486
	Left side	0.193								0.193	0.193	0.193	0.193	0.193	0.193
	Right side		0.019	0.268	0.229	0.220	0.275	0.566	0.011	0.229	0.294	0.279	0.231	0.286	0.577
	Top side	0.010	0.170	0.159	0.177	0.273	0.092	0.285	0.084	0.187	0.272	0.253	0.367	0.186	0.379
	Bottom side									0.000	0.000	0.000	0.000	0.000	0.000
N7	Front side	0.099	0.126	0.164	0.156	0.477	0.094	0.672	0.067	0.255	0.319	0.330	0.643	0.260	0.838
	Back side	0.148	0.112	0.161	0.194	0.180	0.142	0.234	0.059	0.342	0.402	0.368	0.387	0.349	0.441
	Left side	0.186								0.186	0.186	0.186	0.186	0.186	0.186
	Right side		0.019	0.268	0.229	0.220	0.275	0.566	0.011	0.229	0.294	0.279	0.231	0.286	0.577
	Top side	0.031	0.170	0.159	0.177	0.273	0.092	0.285	0.084	0.208	0.293	0.274	0.388	0.207	0.400
	Bottom side									0.000	0.000	0.000	0.000	0.000	0.000
N38	Front side	0.170	0.126	0.164	0.156	0.477	0.094	0.672	0.067	0.326	0.390	0.401	0.714	0.331	0.909
	Back side	0.271	0.112	0.161	0.194	0.180	0.142	0.234	0.059	0.465	0.525	0.491	0.510	0.472	0.564
	Left side	0.363								0.363	0.363	0.363	0.363	0.363	0.363
	Right side		0.019	0.268	0.229	0.220	0.275	0.566	0.011	0.229	0.294	0.279	0.231	0.286	0.577
	Top side	0.043	0.170	0.159	0.177	0.273	0.092	0.285	0.084	0.220	0.305	0.286	0.400	0.219	0.412
	Bottom side									0.000	0.000	0.000	0.000	0.000	0.000
N41	Front side	0.083	0.126	0.164	0.156	0.477	0.094	0.672	0.067	0.239	0.303	0.314	0.627	0.244	0.822
	Back side	0.144	0.112	0.161	0.194	0.180	0.142	0.234	0.059	0.338	0.398	0.364	0.383	0.345	0.437
	Left side	0.167								0.167	0.167	0.167	0.167	0.167	0.167
	Right side		0.019	0.268	0.229	0.220	0.275	0.566	0.011	0.229	0.294	0.279	0.231	0.286	0.577
	Top side	0.032	0.170	0.159	0.177	0.273	0.092	0.285	0.084	0.209	0.294	0.275	0.389	0.208	0.401
	Bottom side									0.000	0.000	0.000	0.000	0.000	0.000
N66	Front side	0.125	0.126	0.164	0.156	0.477	0.094	0.672	0.067	0.281	0.345	0.356	0.669	0.286	0.864
	Back side	0.145	0.112	0.161	0.194	0.180	0.142	0.234	0.059	0.339	0.399	0.365	0.384	0.346	0.438
	Left side	0.171								0.171	0.171	0.171	0.171	0.171	0.171
	Right side		0.019	0.268	0.229	0.220	0.275	0.566	0.011	0.229	0.294	0.279	0.231	0.286	0.577
	Top side	0.008	0.170	0.159	0.177	0.273	0.092	0.285	0.084	0.185	0.270	0.251	0.365	0.184	0.377
	Bottom side									0.000	0.000	0.000	0.000	0.000	0.000

Test position		SARmax (W/kg)								Summed SAR					
		Main Ant5	WiFi 2.4G (chain0)	WiFi 2.4G (chain1)	WiFi 2.4G (MIMO)	WiFi 5G (chain0)	WiFi 5G (chain1)	WiFi 5G (MIMO)	BT						
		1	2	3	4	5	6	7	8	1+4	1+2+6	1+3+8	1+5+8	1+6+8	1+7+8
GSM1900	Front side	0.286	0.126	0.164	0.156	0.477	0.094	0.672	0.067	0.442	0.506	0.517	0.830	0.447	1.025
	Back side	0.471	0.112	0.161	0.194	0.180	0.142	0.234	0.059	0.665	0.725	0.691	0.710	0.672	0.764
	Left side	0.172								0.172	0.172	0.172	0.172	0.172	0.172
	Right side		0.019	0.268	0.229	0.220	0.275	0.566	0.011	0.229	0.294	0.279	0.231	0.286	0.577
	Top side	0.558	0.170	0.159	0.177	0.273	0.092	0.285	0.084	0.735	0.820	0.801	0.915	0.734	0.927
	Bottom side									0.000	0.000	0.000	0.000	0.000	0.000
WCDMA Band II	Front side	0.132	0.126	0.164	0.156	0.477	0.094	0.672	0.067	0.288	0.352	0.363	0.676	0.293	0.871
	Back side	0.288	0.112	0.161	0.194	0.180	0.142	0.234	0.059	0.482	0.542	0.508	0.527	0.489	0.581
	Left side	0.096								0.096	0.096	0.096	0.096	0.096	0.096
	Right side		0.019	0.268	0.229	0.220	0.275	0.566	0.011	0.229	0.294	0.279	0.231	0.286	0.577
	Top side	0.416	0.170	0.159	0.177	0.273	0.092	0.285	0.084	0.593	0.678	0.659	0.773	0.592	0.785
	Bottom side									0.000	0.000	0.000	0.000	0.000	0.000

Unless otherwise agreed in writing, this document is issued by the Company subject to its General Conditions of Service printed overleaf, available on request or accessible at http://www.sgs.com/en/Terms-and-Conditions.aspx and, for electronic format documents, subject to Terms and Conditions for Electronic Documents at http://www.sgs.com/en/Terms-and-Conditions/Terms-e-Document.aspx. Attention is drawn to the limitation of liability, indemnification and jurisdiction issues defined therein. Any holder of this document is advised that information contained hereon reflects the Company's findings at the time of its intervention only and within the limits of Client's instructions, if any. The Company's sole responsibility is to its Client and this document does not exonerate parties to a transaction from exercising all their rights and obligations under the transaction documents. This document cannot be reproduced except in full, without prior written approval of the Company. Any unauthorized alteration, forgery or falsification of the content or appearance of this document is unlawful and offenders may be prosecuted to the fullest extent of the law. Unless otherwise stated the results shown in this test report refer only to the sample(s) tested and such sample(s) are retained for 30 days only.
Attention: To check the authenticity of testing /inspection report & certificate, please contact us at telephone: (86-755) 8307 1443, or email: CN.Doccheck@sgs.com

SGS-CSTC Standards Technical Services Co., Ltd. Shenzhen Branch
No.1 Workshop, M-10, Middle Section, Science & Technology Park, Shenzhen, China 518057 t (86-755) 26012053 f (86-755) 26710594 www.sgsgroup.com.cn
中国·深圳·科技园中区M-10栋一号厂房 邮编: 518057 t (86-755) 26012053 f (86-755) 26710594 sgs.china@sgs.com

WCDMA Band IV	Front side	0.174	0.126	0.164	0.156	0.477	0.094	0.672	0.067	0.330	0.394	0.405	0.718	0.335	0.913
	Back side	0.235	0.112	0.161	0.194	0.180	0.142	0.234	0.059	0.429	0.489	0.455	0.474	0.436	0.528
	Left side	0.042								0.042	0.042	0.042	0.042	0.042	0.042
	Right side		0.019	0.268	0.229	0.220	0.275	0.566	0.011	0.229	0.294	0.279	0.231	0.286	0.577
	Top side	0.018	0.170	0.159	0.177	0.273	0.092	0.285	0.084	0.195	0.280	0.261	0.375	0.194	0.387
	Bottom side									0.000	0.000	0.000	0.000	0.000	0.000
LTE Band 4	Front side	0.117	0.126	0.164	0.156	0.477	0.094	0.672	0.067	0.273	0.337	0.348	0.661	0.278	0.856
	Back side	0.192	0.112	0.161	0.194	0.180	0.142	0.234	0.059	0.386	0.446	0.412	0.431	0.393	0.485
	Left side	0.068								0.068	0.068	0.068	0.068	0.068	0.068
	Right side		0.019	0.268	0.229	0.220	0.275	0.566	0.011	0.229	0.294	0.279	0.231	0.286	0.577
	Top side	0.207	0.170	0.159	0.177	0.273	0.092	0.285	0.084	0.384	0.469	0.450	0.564	0.383	0.576
	Bottom side									0.000	0.000	0.000	0.000	0.000	0.000
LTE Band 7	Front side	0.081	0.126	0.164	0.156	0.477	0.094	0.672	0.067	0.237	0.301	0.312	0.625	0.242	0.820
	Back side	0.089	0.112	0.161	0.194	0.180	0.142	0.234	0.059	0.283	0.343	0.309	0.328	0.290	0.382
	Left side	0.020								0.020	0.020	0.020	0.020	0.020	0.020
	Right side		0.019	0.268	0.229	0.220	0.275	0.566	0.011	0.229	0.294	0.279	0.231	0.286	0.577
	Top side	0.124	0.170	0.159	0.177	0.273	0.092	0.285	0.084	0.301	0.386	0.367	0.481	0.300	0.493
	Bottom side									0.000	0.000	0.000	0.000	0.000	0.000
LTE Band 38	Front side	0.085	0.126	0.164	0.156	0.477	0.094	0.672	0.067	0.241	0.305	0.316	0.629	0.246	0.824
	Back side	0.133	0.112	0.161	0.194	0.180	0.142	0.234	0.059	0.327	0.387	0.353	0.372	0.334	0.426
	Left side	0.034								0.034	0.034	0.034	0.034	0.034	0.034
	Right side		0.019	0.268	0.229	0.220	0.275	0.566	0.011	0.229	0.294	0.279	0.231	0.286	0.577
	Top side	0.130	0.170	0.159	0.177	0.273	0.092	0.285	0.084	0.307	0.392	0.373	0.487	0.306	0.499
	Bottom side									0.000	0.000	0.000	0.000	0.000	0.000
LTE Band 41	Front side	0.075	0.126	0.164	0.156	0.477	0.094	0.672	0.067	0.231	0.295	0.306	0.619	0.236	0.814
	Back side	0.128	0.112	0.161	0.194	0.180	0.142	0.234	0.059	0.322	0.382	0.348	0.367	0.329	0.421
	Left side	0.024								0.024	0.024	0.024	0.024	0.024	0.024
	Right side		0.019	0.268	0.229	0.220	0.275	0.566	0.011	0.229	0.294	0.279	0.231	0.286	0.577
	Top side	0.140	0.170	0.159	0.177	0.273	0.092	0.285	0.084	0.317	0.402	0.383	0.497	0.316	0.509
	Bottom side									0.000	0.000	0.000	0.000	0.000	0.000
LTE Band 66	Front side	0.136	0.126	0.164	0.156	0.477	0.094	0.672	0.067	0.292	0.356	0.367	0.680	0.297	0.875
	Back side	0.150	0.112	0.161	0.194	0.180	0.142	0.234	0.059	0.344	0.404	0.370	0.389	0.351	0.443
	Left side	0.056								0.056	0.056	0.056	0.056	0.056	0.056
	Right side		0.019	0.268	0.229	0.220	0.275	0.566	0.011	0.229	0.294	0.279	0.231	0.286	0.577
	Top side	0.244	0.170	0.159	0.177	0.273	0.092	0.285	0.084	0.421	0.506	0.487	0.601	0.420	0.613
	Bottom side									0.000	0.000	0.000	0.000	0.000	0.000
N7	Front side	0.069	0.126	0.164	0.156	0.477	0.094	0.672	0.067	0.225	0.289	0.300	0.613	0.230	0.808
	Back side	0.120	0.112	0.161	0.194	0.180	0.142	0.234	0.059	0.314	0.374	0.340	0.359	0.321	0.413
	Left side	0.016								0.016	0.016	0.016	0.016	0.016	0.016
	Right side		0.019	0.268	0.229	0.220	0.275	0.566	0.011	0.229	0.294	0.279	0.231	0.286	0.577
	Top side	0.126	0.170	0.159	0.177	0.273	0.092	0.285	0.084	0.303	0.388	0.369	0.483	0.302	0.495
	Bottom side									0.000	0.000	0.000	0.000	0.000	0.000
N38	Front side	0.116	0.126	0.164	0.156	0.477	0.094	0.672	0.067	0.272	0.336	0.347	0.660	0.277	0.855
	Back side	0.164	0.112	0.161	0.194	0.180	0.142	0.234	0.059	0.358	0.418	0.384	0.403	0.365	0.457
	Left side	0.026								0.026	0.026	0.026	0.026	0.026	0.026
	Right side		0.019	0.268	0.229	0.220	0.275	0.566	0.011	0.229	0.294	0.279	0.231	0.286	0.577
	Top side	0.186	0.170	0.159	0.177	0.273	0.092	0.285	0.084	0.363	0.448	0.429	0.543	0.362	0.555
	Bottom side									0.000	0.000	0.000	0.000	0.000	0.000
N41	Front side	0.071	0.126	0.164	0.156	0.477	0.094	0.672	0.067	0.227	0.291	0.302	0.615	0.232	0.810
	Back side	0.167	0.112	0.161	0.194	0.180	0.142	0.234	0.059	0.361	0.421	0.387	0.406	0.368	0.460
	Left side	0.029								0.029	0.029	0.029	0.029	0.029	0.029
	Right side		0.019	0.268	0.229	0.220	0.275	0.566	0.011	0.229	0.294	0.279	0.231	0.286	0.577

Unless otherwise agreed in writing, this document is issued by the Company subject to its General Conditions of Service printed overleaf, available on request or accessible at http://www.sgs.com/en/Terms-and-Conditions.aspx and, for electronic format documents, subject to Terms and Conditions for Electronic Documents at http://www.sgs.com/en/Terms-and-Conditions/Terms-e-Document.aspx. Attention is drawn to the limitation of liability, indemnification and jurisdiction issues defined therein. Any holder of this document is advised that information contained hereon reflects the Company's findings at the time of its intervention only and within the limits of Client's instructions, if any. The Company's sole responsibility is to its Client and this document does not exonerate parties to a transaction from exercising all their rights and obligations under the transaction documents. This document cannot be reproduced except in full, without prior written approval of the Company. Any unauthorized alteration, forgery or falsification of the content or appearance of this document is unlawful and offenders may be prosecuted to the fullest extent of the law. Unless otherwise stated the results shown in this test report refer only to the sample(s) tested and such sample(s) are retained for 30 days only.
Attention: To check the authenticity of testing /inspection report & certificate, please contact us at telephone: (86-755) 8307 1443, or email: CN.Doccheck@sgs.com

SGS-CSTC Standards Technical Services Co., Ltd. Shenzhen Branch
No.1 Workshop, M-10, Middle Section, Science & Technology Park, Shenzhen, China 518057 t (86-755) 26012053 f (86-755) 26710594 www.sgsgroup.com.cn
中国·深圳·科技园中区M-10栋一号厂房 邮编: 518057 t (86-755) 26012053 f (86-755) 26710594 sgs.china@sgs.com

	Top side	0.167	0.170	0.159	0.177	0.273	0.092	0.285	0.084	0.344	0.429	0.410	0.524	0.343	0.536
	Bottom side									0.000	0.000	0.000	0.000	0.000	0.000
N66	Front side	0.119	0.126	0.164	0.156	0.477	0.094	0.672	0.067	0.275	0.339	0.350	0.663	0.280	0.858
	Back side	0.100	0.112	0.161	0.194	0.180	0.142	0.234	0.059	0.294	0.354	0.320	0.339	0.301	0.393
	Left side	0.141								0.141	0.141	0.141	0.141	0.141	0.141
	Right side		0.019	0.268	0.229	0.220	0.275	0.566	0.011	0.229	0.294	0.279	0.231	0.286	0.577
	Top side	0.008	0.170	0.159	0.177	0.273	0.092	0.285	0.084	0.185	0.270	0.251	0.365	0.184	0.377
	Bottom side									0.000	0.000	0.000	0.000	0.000	0.000

Test position		SARmax (W/kg)								Summed SAR					
		Main Ant6	WiFi 2.4G (chain0)	WiFi 2.4G (chain1)	WiFi 2.4G (MIMO)	WiFi 5G (chain0)	WiFi 5G (chain1)	WiFi 5G (MIMO)	BT						
		1	2	3	4	5	6	7	8	1+4	1+2+6	1+3+8	1+5+8	1+6+8	1+7+8
LTE Band 42	Front side	0.171	0.126	0.164	0.156	0.477	0.094	0.672	0.067	0.327	0.391	0.402	0.715	0.332	0.910
	Back side	0.239	0.112	0.161	0.194	0.180	0.142	0.234	0.059	0.433	0.493	0.459	0.478	0.440	0.532
	Left side	0.010								0.010	0.010	0.010	0.010	0.010	0.010
	Right side		0.019	0.268	0.229	0.220	0.275	0.566	0.011	0.229	0.294	0.279	0.231	0.286	0.577
	Top side	0.477	0.170	0.159	0.177	0.273	0.092	0.285	0.084	0.654	0.739	0.720	0.834	0.653	0.846
	Bottom side									0.000	0.000	0.000	0.000	0.000	0.000
N77	Front side	0.063	0.126	0.164	0.156	0.477	0.094	0.672	0.067	0.219	0.283	0.294	0.607	0.224	0.802
	Back side	0.090	0.112	0.161	0.194	0.180	0.142	0.234	0.059	0.284	0.344	0.310	0.329	0.291	0.383
	Left side	0.009								0.009	0.009	0.009	0.009	0.009	0.009
	Right side		0.019	0.268	0.229	0.220	0.275	0.566	0.011	0.229	0.294	0.279	0.231	0.286	0.577
	Top side	0.154	0.170	0.159	0.177	0.273	0.092	0.285	0.084	0.331	0.416	0.397	0.511	0.330	0.523
	Bottom side									0.000	0.000	0.000	0.000	0.000	0.000
N78	Front side	0.051	0.126	0.164	0.156	0.477	0.094	0.672	0.067	0.207	0.271	0.282	0.595	0.212	0.790
	Back side	0.071	0.112	0.161	0.194	0.180	0.142	0.234	0.059	0.265	0.325	0.291	0.310	0.272	0.364
	Left side	0.005								0.005	0.005	0.005	0.005	0.005	0.005
	Right side		0.019	0.268	0.229	0.220	0.275	0.566	0.011	0.229	0.294	0.279	0.231	0.286	0.577
	Top side	0.156	0.170	0.159	0.177	0.273	0.092	0.285	0.084	0.333	0.418	0.399	0.513	0.332	0.525
	Bottom side									0.000	0.000	0.000	0.000	0.000	0.000

Test position		SARmax (W/kg)								Summed SAR					
		Main Ant8	WiFi 2.4G (chain0)	WiFi 2.4G (chain1)	WiFi 2.4G (MIMO)	WiFi 5G (chain0)	WiFi 5G (chain1)	WiFi 5G (MIMO)	BT						
		1	2	3	4	5	6	7	8	1+4	1+2+6	1+3+8	1+5+8	1+6+8	1+7+8
LTE Band 2	Front side	0.049	0.126	0.164	0.156	0.477	0.094	0.672	0.067	0.205	0.269	0.280	0.593	0.210	0.788
	Back side	0.080	0.112	0.161	0.194	0.180	0.142	0.234	0.059	0.274	0.334	0.300	0.319	0.281	0.373
	Left side									0.000	0.000	0.000	0.000	0.000	0.000
	Right side	0.086	0.019	0.268	0.229	0.220	0.275	0.566	0.011	0.315	0.380	0.365	0.317	0.372	0.663
	Top side	0.018	0.170	0.159	0.177	0.273	0.092	0.285	0.084	0.195	0.280	0.261	0.375	0.194	0.387
	Bottom side									0.000	0.000	0.000	0.000	0.000	0.000
LTE Band 4	Front side	0.085	0.126	0.164	0.156	0.477	0.094	0.672	0.067	0.241	0.305	0.316	0.629	0.246	0.824
	Back side	0.087	0.112	0.161	0.194	0.180	0.142	0.234	0.059	0.281	0.341	0.307	0.326	0.288	0.380
	Left side									0.000	0.000	0.000	0.000	0.000	0.000
	Right side	0.161	0.019	0.268	0.229	0.220	0.275	0.566	0.011	0.390	0.455	0.440	0.392	0.447	0.738
	Top side	0.062	0.170	0.159	0.177	0.273	0.092	0.285	0.084	0.239	0.324	0.305	0.419	0.238	0.431
	Bottom side									0.000	0.000	0.000	0.000	0.000	0.000
LTE Band 7	Front side	0.034	0.126	0.164	0.156	0.477	0.094	0.672	0.067	0.190	0.254	0.265	0.578	0.195	0.773
	Back side	0.062	0.112	0.161	0.194	0.180	0.142	0.234	0.059	0.256	0.316	0.282	0.301	0.263	0.355
	Left side									0.000	0.000	0.000	0.000	0.000	0.000
	Right side	0.079	0.019	0.268	0.229	0.220	0.275	0.566	0.011	0.308	0.373	0.358	0.310	0.365	0.656
	Top side	0.024	0.170	0.159	0.177	0.273	0.092	0.285	0.084	0.201	0.286	0.267	0.381	0.200	0.393
	Bottom side									0.000	0.000	0.000	0.000	0.000	0.000

Unless otherwise agreed in writing, this document is issued by the Company subject to its General Conditions of Service printed overleaf, available on request or accessible at http://www.sgs.com/en/Terms-and-Conditions.aspx and, for electronic format documents, subject to Terms and Conditions for Electronic Documents at http://www.sgs.com/en/Terms-and-Conditions/Terms-e-Document.aspx. Attention is drawn to the limitation of liability, indemnification and jurisdiction issues defined therein. Any holder of this document is advised that information contained hereon reflects the Company's findings at the time of its intervention only and within the limits of Client's instructions, if any. The Company's sole responsibility is to its Client and this document does not exonerate parties to a transaction from exercising all their rights and obligations under the transaction documents. This document cannot be reproduced except in full, without prior written approval of the Company. Any unauthorized alteration, forgery or falsification of the content or appearance of this document is unlawful and offenders may be prosecuted to the fullest extent of the law. Unless otherwise stated the results shown in this test report refer only to the sample(s) tested and such sample(s) are retained for 30 days only.
Attention: To check the authenticity of testing /inspection report & certificate, please contact us at telephone: (86-755) 8307 1443, or email: CN.Doccheck@sgs.com

No.1 Workshop, M-10, Middle Section, Science & Technology Park, Shenzhen, China 518057 t (86-755) 26012053 f (86-755) 26710594 www.sgsgroup.com.cn
中国·深圳·科技园中区M-10栋一号厂房 邮编: 518057 t (86-755) 26012053 f (86-755) 26710594 sgs.china@sgs.com

LTE Band 38	Front side	0.048	0.126	0.164	0.156	0.477	0.094	0.672	0.067	0.204	0.268	0.279	0.592	0.209	0.787
	Back side	0.073	0.112	0.161	0.194	0.180	0.142	0.234	0.059	0.267	0.327	0.293	0.312	0.274	0.366
	Left side									0.000	0.000	0.000	0.000	0.000	0.000
	Right side	0.101	0.019	0.268	0.229	0.220	0.275	0.566	0.011	0.330	0.395	0.380	0.332	0.387	0.678
	Top side	0.023	0.170	0.159	0.177	0.273	0.092	0.285	0.084	0.200	0.285	0.266	0.380	0.199	0.392
	Bottom side									0.000	0.000	0.000	0.000	0.000	0.000
LTE Band 41	Front side	0.038	0.126	0.164	0.156	0.477	0.094	0.672	0.067	0.194	0.258	0.269	0.582	0.199	0.777
	Back side	0.050	0.112	0.161	0.194	0.180	0.142	0.234	0.059	0.244	0.304	0.270	0.289	0.251	0.343
	Left side									0.000	0.000	0.000	0.000	0.000	0.000
	Right side	0.073	0.019	0.268	0.229	0.220	0.275	0.566	0.011	0.302	0.367	0.352	0.304	0.359	0.650
	Top side	0.012	0.170	0.159	0.177	0.273	0.092	0.285	0.084	0.189	0.274	0.255	0.369	0.188	0.381
	Bottom side									0.000	0.000	0.000	0.000	0.000	0.000
LTE Band 66	Front side	0.067	0.126	0.164	0.156	0.477	0.094	0.672	0.067	0.223	0.287	0.298	0.611	0.228	0.806
	Back side	0.110	0.112	0.161	0.194	0.180	0.142	0.234	0.059	0.304	0.364	0.330	0.349	0.311	0.403
	Left side									0.000	0.000	0.000	0.000	0.000	0.000
	Right side	0.146	0.019	0.268	0.229	0.220	0.275	0.566	0.011	0.375	0.440	0.425	0.377	0.432	0.723
	Top side	0.027	0.170	0.159	0.177	0.273	0.092	0.285	0.084	0.204	0.289	0.270	0.384	0.203	0.396
	Bottom side									0.000	0.000	0.000	0.000	0.000	0.000
N7	Front side	0.071	0.126	0.164	0.156	0.477	0.094	0.672	0.067	0.227	0.291	0.302	0.615	0.232	0.810
	Back side	0.080	0.112	0.161	0.194	0.180	0.142	0.234	0.059	0.274	0.334	0.300	0.319	0.281	0.373
	Left side									0.000	0.000	0.000	0.000	0.000	0.000
	Right side	0.003	0.019	0.268	0.229	0.220	0.275	0.566	0.011	0.232	0.297	0.282	0.234	0.289	0.580
	Top side	0.037	0.170	0.159	0.177	0.273	0.092	0.285	0.084	0.214	0.299	0.280	0.394	0.213	0.406
	Bottom side									0.000	0.000	0.000	0.000	0.000	0.000
N38	Front side	0.084	0.126	0.164	0.156	0.477	0.094	0.672	0.067	0.240	0.304	0.315	0.628	0.245	0.823
	Back side	0.146	0.112	0.161	0.194	0.180	0.142	0.234	0.059	0.340	0.400	0.366	0.385	0.347	0.439
	Left side									0.000	0.000	0.000	0.000	0.000	0.000
	Right side	0.177	0.019	0.268	0.229	0.220	0.275	0.566	0.011	0.406	0.471	0.456	0.408	0.463	0.754
	Top side	0.050	0.170	0.159	0.177	0.273	0.092	0.285	0.084	0.227	0.312	0.293	0.407	0.226	0.419
	Bottom side									0.000	0.000	0.000	0.000	0.000	0.000
N41	Front side	0.090	0.126	0.164	0.156	0.477	0.094	0.672	0.067	0.246	0.310	0.321	0.634	0.251	0.829
	Back side	0.119	0.112	0.161	0.194	0.180	0.142	0.234	0.059	0.313	0.373	0.339	0.358	0.320	0.412
	Left side									0.000	0.000	0.000	0.000	0.000	0.000
	Right side	0.184	0.019	0.268	0.229	0.220	0.275	0.566	0.011	0.413	0.478	0.463	0.415	0.470	0.761
	Top side	0.043	0.170	0.159	0.177	0.273	0.092	0.285	0.084	0.220	0.305	0.286	0.400	0.219	0.412
	Bottom side									0.000	0.000	0.000	0.000	0.000	0.000
N66	Front side	0.073	0.126	0.164	0.156	0.477	0.094	0.672	0.067	0.229	0.293	0.304	0.617	0.234	0.812
	Back side	0.095	0.112	0.161	0.194	0.180	0.142	0.234	0.059	0.289	0.349	0.315	0.334	0.296	0.388
	Left side									0.000	0.000	0.000	0.000	0.000	0.000
	Right side	0.124	0.019	0.268	0.229	0.220	0.275	0.566	0.011	0.353	0.418	0.403	0.355	0.410	0.701
	Top side	0.081	0.170	0.159	0.177	0.273	0.092	0.285	0.084	0.258	0.343	0.324	0.438	0.257	0.450
	Bottom side									0.000	0.000	0.000	0.000	0.000	0.000

Unless otherwise agreed in writing, this document is issued by the Company subject to its General Conditions of Service printed overleaf, available on request or accessible at http://www.sgs.com/en/Terms-and-Conditions.aspx and, for electronic format documents, subject to Terms and Conditions for Electronic Documents at http://www.sgs.com/en/Terms-and-Conditions/Terms-e-Document.aspx. Attention is drawn to the limitation of liability, indemnification and jurisdiction issues defined therein. Any holder of this document is advised that information contained hereon reflects the Company's findings at the time of its intervention only and within the limits of Client's instructions, if any. The Company's sole responsibility is to its Client and this document does not exonerate parties to a transaction from exercising all their rights and obligations under the transaction documents. This document cannot be reproduced except in full, without prior written approval of the Company. Any unauthorized alteration, forgery or falsification of the content or appearance of this document is unlawful and offenders may be prosecuted to the fullest extent of the law. Unless otherwise stated the results shown in this test report refer only to the sample(s) tested and such sample(s) are retained for 30 days only.
Attention: To check the authenticity of testing /inspection report & certificate, please contact us at telephone: (86-755) 8307 1443, or email: CN.Doccheck@sgs.com

SGS-CSTC Standards Technical Services Co., Ltd. Shenzhen Branch
No.1 Workshop, M-10, Middle Section, Science & Technology Park, Shenzhen, China 518057 t (86-755) 26012053 f (86-755) 26710594 www.sgsgroup.com.cn
中国·深圳·科技园中区M-10栋一号厂房 邮编: 518057 t (86-755) 26012053 f (86-755) 26710594 sgs.china@sgs.com

Test position		SARmax (W/kg)								Summed SAR					
		Main Ant11	WiFi 2.4G (chain0)	WiFi 2.4G (chain1)	WiFi 2.4G (MIMO)	WiFi 5G (chain0)	WiFi 5G (chain1)	WiFi 5G (MIMO)	BT						
		1	2	3	4	5	6	7	8	1+4	1+2+6	1+3+8	1+5+8	1+6+8	1+7+8
LTE Band 42	Front side	0.071	0.126	0.164	0.156	0.477	0.094	0.672	0.067	0.227	0.291	0.302	0.615	0.232	0.810
	Back side	0.647	0.112	0.161	0.194	0.180	0.142	0.234	0.059	0.841	0.901	0.867	0.886	0.848	0.940
	Left side	0.036								0.036	0.036	0.036	0.036	0.036	0.036
	Right side		0.019	0.268	0.229	0.220	0.275	0.566	0.011	0.229	0.294	0.279	0.231	0.286	0.577
	Top side	0.271	0.170	0.159	0.177	0.273	0.092	0.285	0.084	0.448	0.533	0.514	0.628	0.447	0.640
	Bottom side									0.000	0.000	0.000	0.000	0.000	0.000
N77	Front side	0.055	0.126	0.164	0.156	0.477	0.094	0.672	0.067	0.211	0.275	0.286	0.599	0.216	0.794
	Back side	0.603	0.112	0.161	0.194	0.180	0.142	0.234	0.059	0.797	0.857	0.823	0.842	0.804	0.896
	Left side	0.013								0.013	0.013	0.013	0.013	0.013	0.013
	Right side		0.019	0.268	0.229	0.220	0.275	0.566	0.011	0.229	0.294	0.279	0.231	0.286	0.577
	Top side	0.072	0.170	0.159	0.177	0.273	0.092	0.285	0.084	0.249	0.334	0.315	0.429	0.248	0.441
	Bottom side									0.000	0.000	0.000	0.000	0.000	0.000
N78	Front side	0.207	0.126	0.164	0.156	0.477	0.094	0.672	0.067	0.363	0.427	0.438	0.751	0.368	0.946
	Back side	0.514	0.112	0.161	0.194	0.180	0.142	0.234	0.059	0.708	0.768	0.734	0.753	0.715	0.807
	Left side	0.013								0.013	0.013	0.013	0.013	0.013	0.013
	Right side		0.019	0.268	0.229	0.220	0.275	0.566	0.011	0.229	0.294	0.279	0.231	0.286	0.577
	Top side	0.137	0.170	0.159	0.177	0.273	0.092	0.285	0.084	0.314	0.399	0.380	0.494	0.313	0.506
	Bottom side									0.000	0.000	0.000	0.000	0.000	0.000

Test position		SARmax (W/kg)								Summed SAR					
		Main Ant12	WiFi 2.4G (chain0)	WiFi 2.4G (chain1)	WiFi 2.4G (MIMO)	WiFi 5G (chain0)	WiFi 5G (chain1)	WiFi 5G (MIMO)	BT						
		1	2	3	4	5	6	7	8	1+4	1+2+6	1+3+8	1+5+8	1+6+8	1+7+8
LTE Band 42	Front side	0.067	0.126	0.164	0.156	0.477	0.094	0.672	0.067	0.223	0.287	0.298	0.611	0.228	0.806
	Back side	0.108	0.112	0.161	0.194	0.180	0.142	0.234	0.059	0.302	0.362	0.328	0.347	0.309	0.401
	Left side	0.249								0.249	0.249	0.249	0.249	0.249	0.249
	Right side		0.019	0.268	0.229	0.220	0.275	0.566	0.011	0.229	0.294	0.279	0.231	0.286	0.577
	Top side	0.079	0.170	0.159	0.177	0.273	0.092	0.285	0.084	0.256	0.341	0.322	0.436	0.255	0.448
	Bottom side									0.000	0.000	0.000	0.000	0.000	0.000
N77	Front side	0.072	0.126	0.164	0.156	0.477	0.094	0.672	0.067	0.228	0.292	0.303	0.616	0.233	0.811
	Back side	0.097	0.112	0.161	0.194	0.180	0.142	0.234	0.059	0.291	0.351	0.317	0.336	0.298	0.390
	Left side	0.163								0.163	0.163	0.163	0.163	0.163	0.163
	Right side		0.019	0.268	0.229	0.220	0.275	0.566	0.011	0.229	0.294	0.279	0.231	0.286	0.577
	Top side	0.137	0.170	0.159	0.177	0.273	0.092	0.285	0.084	0.314	0.399	0.380	0.494	0.313	0.506
	Bottom side									0.000	0.000	0.000	0.000	0.000	0.000
N78	Front side	0.047	0.126	0.164	0.156	0.477	0.094	0.672	0.067	0.203	0.267	0.278	0.591	0.208	0.786
	Back side	0.049	0.112	0.161	0.194	0.180	0.142	0.234	0.059	0.243	0.303	0.269	0.288	0.250	0.342
	Left side	0.101								0.101	0.101	0.101	0.101	0.101	0.101
	Right side		0.019	0.268	0.229	0.220	0.275	0.566	0.011	0.229	0.294	0.279	0.231	0.286	0.577
	Top side	0.137	0.170	0.159	0.177	0.273	0.092	0.285	0.084	0.314	0.399	0.380	0.494	0.313	0.506
	Bottom side									0.000	0.000	0.000	0.000	0.000	0.000

Unless otherwise agreed in writing, this document is issued by the Company subject to its General Conditions of Service printed overleaf, available on request or accessible at http://www.sgs.com/en/Terms-and-Conditions.aspx and, for electronic format documents, subject to Terms and Conditions for Electronic Documents at http://www.sgs.com/en/Terms-and-Conditions/Terms-e-Document.aspx. Attention is drawn to the limitation of liability, indemnification and jurisdiction issues defined therein. Any holder of this document is advised that information contained hereon reflects the Company's findings at the time of its intervention only and within the limits of Client's instructions, if any. The Company's sole responsibility is to its Client and this document does not exonerate parties to a transaction from exercising all their rights and obligations under the transaction documents. This document cannot be reproduced except in full, without prior written approval of the Company. Any unauthorized alteration, forgery or falsification of the content or appearance of this document is unlawful and offenders may be prosecuted to the fullest extent of the law. Unless otherwise stated the results shown in this test report refer only to the sample(s) tested and such sample(s) are retained for 30 days only.
Attention: To check the authenticity of testing /inspection report & certificate, please contact us at telephone: (86-755) 8307 1443, or email: CN.Doccheck@sgs.com

SGS-CSTC Standards Technical Services Co., Ltd. Shenzhen Branch
No.1 Workshop, M-10, Middle Section, Science & Technology Park, Shenzhen, China 518057 t (86-755) 26012053 f (86-755) 26710594 www.sgsgroup.com.cn
中国·深圳·科技园中区M-10栋一号厂房 邮编: 518057 t (86-755) 26012053 f (86-755) 26710594 sgs.china@sgs.com

Test position		SARmax (W/kg)								Summed SAR					
		Main Ant13	WiFi 2.4G (chain0)	WiFi 2.4G (chain1)	WiFi 2.4G (MIMO)	WiFi 5G (chain0)	WiFi 5G (chain1)	WiFi 5G (MIMO)	BT						
		1	2	3	4	5	6	7	8	1+4	1+2+6	1+3+8	1+5+8	1+6+8	1+7+8
LTE Band 42	Front side	0.179	0.126	0.164	0.156	0.477	0.094	0.672	0.067	0.335	0.399	0.410	0.723	0.340	0.918
	Back side	0.303	0.112	0.161	0.194	0.180	0.142	0.234	0.059	0.497	0.557	0.523	0.542	0.504	0.596
	Left side	0.055								0.055	0.055	0.055	0.055	0.055	0.055
	Right side		0.019	0.268	0.229	0.220	0.275	0.566	0.011	0.229	0.294	0.279	0.231	0.286	0.577
	Top side	0.350	0.170	0.159	0.177	0.273	0.092	0.285	0.084	0.527	0.612	0.593	0.707	0.526	0.719
	Bottom side									0.000	0.000	0.000	0.000	0.000	0.000
N77	Front side	0.106	0.126	0.164	0.156	0.477	0.094	0.672	0.067	0.262	0.326	0.337	0.650	0.267	0.845
	Back side	0.208	0.112	0.161	0.194	0.180	0.142	0.234	0.059	0.402	0.462	0.428	0.447	0.409	0.501
	Left side	0.087								0.087	0.087	0.087	0.087	0.087	0.087
	Right side		0.019	0.268	0.229	0.220	0.275	0.566	0.011	0.229	0.294	0.279	0.231	0.286	0.577
	Top side	0.314	0.170	0.159	0.177	0.273	0.092	0.285	0.084	0.491	0.576	0.557	0.671	0.490	0.683
	Bottom side									0.000	0.000	0.000	0.000	0.000	0.000
N78	Front side	0.094	0.126	0.164	0.156	0.477	0.094	0.672	0.067	0.250	0.314	0.325	0.638	0.255	0.833
	Back side	0.151	0.112	0.161	0.194	0.180	0.142	0.234	0.059	0.345	0.405	0.371	0.390	0.352	0.444
	Left side	0.070								0.070	0.070	0.070	0.070	0.070	0.070
	Right side		0.019	0.268	0.229	0.220	0.275	0.566	0.011	0.229	0.294	0.279	0.231	0.286	0.577
	Top side	0.323	0.170	0.159	0.177	0.273	0.092	0.285	0.084	0.500	0.585	0.566	0.680	0.499	0.692
	Bottom side									0.000	0.000	0.000	0.000	0.000	0.000

EN-DC:

LTE Band (EN_DC)	Exposure position	Ant1	Ant3	Ant2	Ant4	Ant5	Ant8	n5		EN_DC Summed SAR
								Ant2	Ant5	
Band 7	Front side	/	/	0.380	0.088	0.093	0.070	0.301	0.199	0.681
	Back side	/	/	0.175	0.110	0.109	0.065	0.311	0.310	0.486
	Left side	/	/	0.391	0.165	0.004	/	/	0.231	0.622
	Right side	/	/	/	/	/	0.130	0.112	/	0.242
	Top side	/	/	/	0.040	0.145	0.006	/	/	0.145
	Bottom side	/	/	0.399	/	/	/	0.183	/	0.582

LTE Band (EN_DC)	Exposure position	Ant1	Ant3	n7				EN_DC Summed SAR
				Ant2	Ant4	Ant5	Ant8	
Band 5	Front side	0.444	0.209	0.196	0.099	0.069	0.071	0.640
	Back side	0.487	0.172	0.328	0.148	0.120	0.080	0.815
	Left side	/	0.393	0.081	0.186	0.016	0.003	0.579
	Right side	0.201	/	/	/	/	/	0.201
	Top side	/	/	/	0.031	0.126	0.037	0.126
	Bottom side	0.283	/	0.343	/	/	/	0.626

LTE Band (EN_DC)	Exposure position	Ant2	Ant4	Ant5	Ant8	n41				EN_DC Summed SAR
						Ant2	Ant4	Ant5	Ant8	
Band 38	Front side	0.355	/	/	0.048	/	0.083	0.071	/	0.438
	Back side	0.406	/	/	0.073	/	0.144	0.167	/	0.573
	Left side	0.141	/	/		/	0.167	0.029	/	0.308
	Right side	/	/	/	0.101	/	/	/	/	0.101
	Top side	/	/	/	0.023	/	0.032	0.167	/	0.190
	Bottom side	0.358	/	/	/	/	/	/	/	0.358
Band 41	Front side	0.361	/	/	0.038	/	0.083	0.071		0.444
	Back side	0.467	/	/	0.050	/	0.144	0.167	/	0.634
	Left side	0.164	/	/	0.073	/	0.167	0.029	/	0.331

Unless otherwise agreed in writing, this document is issued by the Company subject to its General Conditions of Service printed overleaf, available on request or accessible at http://www.sgs.com/en/Terms-and-Conditions.aspx and, for electronic format documents, subject to Terms and Conditions for Electronic Documents at http://www.sgs.com/en/Terms-and-Conditions/Terms-e-Document.aspx. Attention is drawn to the limitation of liability, indemnification and jurisdiction issues defined therein. Any holder of this document is advised that information contained hereon reflects the Company's findings at the time of its intervention only and within the limits of Client's instructions, if any. The Company's sole responsibility is to its Client and this document does not exonerate parties to a transaction from exercising all their rights and obligations under the transaction documents. This document cannot be reproduced except in full, without prior written approval of the Company. Any unauthorized alteration, forgery or falsification of the content or appearance of this document is unlawful and offenders may be prosecuted to the fullest extent of the law. Unless otherwise stated the results shown in this test report refer only to the sample(s) tested and such sample(s) are retained for 30 days only.
Attention: To check the authenticity of testing /inspection report & certificate, please contact us at telephone: (86-755) 8307 1443, or email: CN.Doccheck@sgs.com
SGS-CSTC Standards Technical Services Co., Ltd. Shenzhen Branch
No.1 Workshop, M-10, Middle Section, Science & Technology Park, Shenzhen, China 518057 t (86-755) 26012053 f (86-755) 26710594 www.sgsgroup.com.cn
中国·深圳·科技园中区M-10栋一号厂房 邮编: 518057 t (86-755) 26012053 f (86-755) 26710594 sgs.china@sgs.com
Member of the SGS Group (SGS SA)

	Right side	/	/	/	/	/	/	/	/	0.000
	Top side	/	/	/	0.012	/	0.032	0.167	/	0.179
	Bottom side	0.377	/	/	/	/	/	/	/	0.377

LTE Band (EN_DC)	Exposure position	Ant1	Ant3	Ant2	Ant4	Ant5	Ant8	n66				EN_DC Summed SAR
								Ant2	Ant4	Ant5	Ant8	
Band 7	Front side	/	/	/	0.088	0.093	/	0.244	/	/	0.073	0.337
	Back side	/	/	/	0.110	0.109	/	0.272	/	/	0.095	0.382
	Left side	/	/	/	0.165	0.004	/	0.109	/	/	/	0.274
	Right side	/	/	/	/	/	/	/	/	/	0.124	0.124
	Top side	/	/	/	0.040	0.145	/	/	/	/	0.081	0.226
	Bottom side	/	/	/	/	/	/	0.262	/	/	/	0.262

LTE Band (EN_DC)	Exposure position	Ant1	Ant3	Ant2	Ant4	Ant5	Ant8	n78				EN_DC Summed SAR
								Ant6	Ant11	Ant12	Ant13	
Band 2	Front side	/	/	0.360	/	/	0.049	0.051	0.207	0.047	0.094	0.567
	Back side	/	/	0.326	/	/	0.080	0.071	0.514	0.049	0.151	0.840
	Left side	/	/	0.101	/	/	/	/	/	/	/	0.101
	Right side	/	/	/	/	/	0.086	0.005	0.013	0.101	0.070	0.187
	Top side	/	/	/	/	/	0.018	0.156	0.137	0.039	0.323	0.341
	Bottom side	/	/	0.382	/	/	/	/	/	/	/	0.382
Band 5	Front side	0.444	0.209	/	/	/	/	0.051	0.207	0.047	0.094	0.651
	Back side	0.487	0.172	/	/	/	/	0.071	0.514	0.049	0.151	1.001
	Left side	/	0.393	/	/	/	/	/	/	/	/	0.393
	Right side	0.201	/	/	/	/	/	0.005	0.013	0.101	0.070	0.302
	Top side	/	/	/	/	/	/	0.156	0.137	0.039	0.323	0.323
	Bottom side	0.283	/	/	/	/	/	/	/	/	/	0.283
Band 7	Front side	/	/	0.380	0.088	0.093	0.070	0.051	0.207	0.047	0.094	0.587
	Back side	/	/	0.175	0.110	0.109	0.065	0.071	0.514	0.049	0.151	0.689
	Left side	/	/	0.391	0.165	0.004	/	/	/	/	/	0.391
	Right side	/	/	/	/	/	0.130	0.005	0.013	0.101	0.070	0.231
	Top side	/	/	/	0.040	0.145	0.006	0.156	0.137	0.039	0.323	0.468
	Bottom side	/	/	0.399	/	/	/	/	/	/	/	0.399
Band 38	Front side	/	/	0.355	0.127	0.082	0.048	0.051	0.207	0.047	0.094	0.562
	Back side	/	/	0.406	0.172	0.134	0.073	0.071	0.514	0.049	0.151	0.920
	Left side	/	/	0.141	0.601	0.184	0.000	/	/	/	/	0.601
	Right side	/	/	/	/	/	0.101	0.005	0.013	0.101	0.070	0.202
	Top side	/	/	/	0.115	0.069	0.023	0.156	0.137	0.039	0.323	0.438
	Bottom side	/	/	0.358	/	/	/	/	/	/	/	0.358
Band 41	Front side	/	/	0.361	0.085	0.075	0.038	0.051	0.207	0.047	0.094	0.568
	Back side	/	/	0.467	0.133	0.128	0.050	0.071	0.514	0.049	0.151	0.981
	Left side	/	/	0.164	0.034	0.024	0.073	/	/	/	/	0.164
	Right side	/	/	/	/	/	/	0.005	0.013	0.101	0.070	0.101
	Top side	/	/	/	0.130	0.140	0.012	0.156	0.137	0.039	0.323	0.463
	Bottom side	/	/	0.377	/	/	/	/	/	/	/	0.377
Band 66	Front side	/	/	0.462	0.088	0.093	0.067	0.051	0.207	0.047	0.094	0.669
	Back side	/	/	0.506	0.110	0.109	0.110	0.071	0.514	0.049	0.151	1.020
	Left side	/	/	/	0.165	0.004	/	/	/	/	/	0.165
	Right side	/	/	0.078	/	/	0.146	0.005	0.013	0.101	0.070	0.247
	Top side	/	/	/	0.040	0.145	0.027	0.156	0.137	0.039	0.323	0.468
	Bottom side	/	/	0.538	/	/	/	/	/	/	/	0.538

Unless otherwise agreed in writing, this document is issued by the Company subject to its General Conditions of Service printed overleaf, available on request or accessible at http://www.sgs.com/en/Terms-and-Conditions.aspx and, for electronic format documents, subject to Terms and Conditions for Electronic Documents at http://www.sgs.com/en/Terms-and-Conditions/Terms-e-Document.aspx. Attention is drawn to the limitation of liability, indemnification and jurisdiction issues defined therein. Any holder of this document is advised that information contained hereon reflects the Company's findings at the time of its intervention only and within the limits of Client's instructions, if any. The Company's sole responsibility is to its Client and this document does not exonerate parties to a transaction from exercising all their rights and obligations under the transaction documents. This document cannot be reproduced except in full, without prior written approval of the Company. Any unauthorized alteration, forgery or falsification of the content or appearance of this document is unlawful and offenders may be prosecuted to the fullest extent of the law. Unless otherwise stated the results shown in this test report refer only to the sample(s) tested and such sample(s) are retained for 30 days only.
Attention: To check the authenticity of testing /inspection report & certificate, please contact us at telephone: (86-755) 8307 1443, or email: CN.Doccheck@sgs.com
SGS-CSTC Standards Technical Services Co., Ltd. Shenzhen Branch
No.1 Workshop, M-10, Middle Section, Science & Technology Park, Shenzhen, China 518057 t (86-755) 26012053 f (86-755) 26710594 www.sgsgroup.com.cn
中国·深圳·科技园中区M-10栋一号厂房 邮编: 518057 t (86-755) 26012053 f (86-755) 26710594 sgs.china@sgs.com
Member of the SGS Group (SGS SA)

Test position		SARmax (W/kg)								Summed SAR					
		Main Ant13	WiFi 2.4G (chain0)	WiFi 2.4G (chain1)	WiFi 2.4G (MIMO)	WiFi 5G (chain0)	WiFi 5G (chain1)	WiFi 5G (MIMO)	BT						
		1	2	3	4	5	6	7	8	1+4	1+2+6	1+3+8	1+5+8	1+6+8	1+7+8
5N-7A	Front side	0.681	0.126	0.164	0.156	0.477	0.094	0.672	0.067	0.837	0.901	0.912	1.225	0.842	1.420
	Back side	0.486	0.112	0.161	0.194	0.180	0.142	0.234	0.059	0.680	0.740	0.706	0.725	0.687	0.779
	Left side	0.622								0.622	0.622	0.622	0.622	0.622	0.622
	Right side	0.242	0.019	0.268	0.229	0.220	0.275	0.566	0.011	0.471	0.536	0.521	0.473	0.528	0.819
	Top side	0.145	0.170	0.159	0.177	0.273	0.092	0.285	0.084	0.322	0.407	0.388	0.502	0.321	0.514
	Bottom side	0.582								0.582	0.582	0.582	0.582	0.582	0.582
7N-5A	Front side	0.640	0.126	0.164	0.156	0.477	0.094	0.672	0.067	0.796	0.860	0.871	1.184	0.801	1.379
	Back side	0.815	0.112	0.161	0.194	0.180	0.142	0.234	0.059	1.009	1.069	1.035	1.054	1.016	1.108
	Left side	0.579								0.579	0.579	0.579	0.579	0.579	0.579
	Right side	0.201	0.019	0.268	0.229	0.220	0.275	0.566	0.011	0.430	0.495	0.480	0.432	0.487	0.778
	Top side	0.126	0.170	0.159	0.177	0.273	0.092	0.285	0.084	0.303	0.388	0.369	0.483	0.302	0.495
	Bottom side	0.626								0.626	0.626	0.626	0.626	0.626	0.626
N41-38A	Front side	0.438	0.126	0.164	0.156	0.477	0.094	0.672	0.067	0.594	0.658	0.669	0.982	0.599	1.177
	Back side	0.573	0.112	0.161	0.194	0.180	0.142	0.234	0.059	0.767	0.827	0.793	0.812	0.774	0.866
	Left side	0.308								0.308	0.308	0.308	0.308	0.308	0.308
	Right side	0.101	0.019	0.268	0.229	0.220	0.275	0.566	0.011	0.330	0.395	0.380	0.332	0.387	0.678
	Top side	0.190	0.170	0.159	0.177	0.273	0.092	0.285	0.084	0.367	0.452	0.433	0.547	0.366	0.559
	Bottom side	0.358								0.358	0.358	0.358	0.358	0.358	0.358
N41-41A	Front side	0.444	0.126	0.164	0.156	0.477	0.094	0.672	0.067	0.600	0.664	0.675	0.988	0.605	1.183
	Back side	0.634	0.112	0.161	0.194	0.180	0.142	0.234	0.059	0.828	0.888	0.854	0.873	0.835	0.927
	Left side	0.331								0.331	0.331	0.331	0.331	0.331	0.331
	Right side	0.000	0.019	0.268	0.229	0.220	0.275	0.566	0.011	0.229	0.294	0.279	0.231	0.286	0.577
	Top side	0.179	0.170	0.159	0.177	0.273	0.092	0.285	0.084	0.356	0.441	0.422	0.536	0.355	0.548
	Bottom side	0.377								0.377	0.377	0.377	0.377	0.377	0.377
N66-7A	Front side	0.337	0.126	0.164	0.156	0.477	0.094	0.672	0.067	0.493	0.557	0.568	0.881	0.498	1.076
	Back side	0.382	0.112	0.161	0.194	0.180	0.142	0.234	0.059	0.576	0.636	0.602	0.621	0.583	0.675
	Left side	0.274								0.274	0.274	0.274	0.274	0.274	0.274
	Right side	0.124	0.019	0.268	0.229	0.220	0.275	0.566	0.011	0.353	0.418	0.403	0.355	0.410	0.701
	Top side	0.226	0.170	0.159	0.177	0.273	0.092	0.285	0.084	0.403	0.488	0.469	0.583	0.402	0.595
	Bottom side	0.262								0.262	0.262	0.262	0.262	0.262	0.262
N78-2A	Front side	0.567	0.126	0.164	0.156	0.477	0.094	0.672	0.067	0.723	0.787	0.798	1.111	0.728	1.306
	Back side	0.840	0.112	0.161	0.194	0.180	0.142	0.234	0.059	1.034	1.094	1.060	1.079	1.041	1.133
	Left side	0.101								0.101	0.101	0.101	0.101	0.101	0.101
	Right side	0.187	0.019	0.268	0.229	0.220	0.275	0.566	0.011	0.416	0.481	0.466	0.418	0.473	0.764
	Top side	0.341	0.170	0.159	0.177	0.273	0.092	0.285	0.084	0.518	0.603	0.584	0.698	0.517	0.710
	Bottom side	0.382								0.382	0.382	0.382	0.382	0.382	0.382
N78-5A	Front side	0.651	0.126	0.164	0.156	0.477	0.094	0.672	0.067	0.807	0.871	0.882	1.195	0.812	1.390
	Back side	1.001	0.112	0.161	0.194	0.180	0.142	0.234	0.059	1.195	1.255	1.221	1.240	1.202	1.294
	Left side	0.393								0.393	0.393	0.393	0.393	0.393	0.393
	Right side	0.302	0.019	0.268	0.229	0.220	0.275	0.566	0.011	0.531	0.596	0.581	0.533	0.588	0.879
	Top side	0.323	0.170	0.159	0.177	0.273	0.092	0.285	0.084	0.500	0.585	0.566	0.680	0.499	0.692
	Bottom side	0.283								0.283	0.283	0.283	0.283	0.283	0.283
N78-7A	Front side	0.587	0.126	0.164	0.156	0.477	0.094	0.672	0.067	0.743	0.807	0.818	1.131	0.748	1.326
	Back side	0.689	0.112	0.161	0.194	0.180	0.142	0.234	0.059	0.883	0.943	0.909	0.928	0.890	0.982
	Left side	0.391								0.391	0.391	0.391	0.391	0.391	0.391
	Right side	0.231	0.019	0.268	0.229	0.220	0.275	0.566	0.011	0.460	0.525	0.510	0.462	0.517	0.808
	Top side	0.468	0.170	0.159	0.177	0.273	0.092	0.285	0.084	0.645	0.730	0.711	0.825	0.644	0.837
	Bottom side	0.399								0.399	0.399	0.399	0.399	0.399	0.399

Unless otherwise agreed in writing, this document is issued by the Company subject to its General Conditions of Service printed overleaf, available on request or accessible at http://www.sgs.com/en/Terms-and-Conditions.aspx and, for electronic format documents, subject to Terms and Conditions for Electronic Documents at http://www.sgs.com/en/Terms-and-Conditions/Terms-e-Document.aspx. Attention is drawn to the limitation of liability, indemnification and jurisdiction issues defined therein. Any holder of this document is advised that information contained hereon reflects the Company's findings at the time of its intervention only and within the limits of Client's instructions, if any. The Company's sole responsibility is to its Client and this document does not exonerate parties to a transaction from exercising all their rights and obligations under the transaction documents. This document cannot be reproduced except in full, without prior written approval of the Company. Any unauthorized alteration, forgery or falsification of the content or appearance of this document is unlawful and offenders may be prosecuted to the fullest extent of the law. Unless otherwise stated the results shown in this test report refer only to the sample(s) tested and such sample(s) are retained for 30 days only.
Attention: To check the authenticity of testing /inspection report & certificate, please contact us at telephone: (86-755) 8307 1443, or email: CN.Doccheck@sgs.com

SGS-CSTC Standards Technical Services Co., Ltd. Shenzhen Branch
No.1 Workshop, M-10, Middle Section, Science & Technology Park, Shenzhen, China 518057 t (86-755) 26012053 f (86-755) 26710594 www.sgsgroup.com.cn
中国·深圳·科技园中区M-10栋一号厂房 邮编: 518057 t (86-755) 26012053 f (86-755) 26710594 sgs.china@sgs.com

N78-38A	Front side	0.562	0.126	0.164	0.156	0.477	0.094	0.672	0.067	0.718	0.782	0.793	1.106	0.723	1.301
	Back side	0.920	0.112	0.161	0.194	0.180	0.142	0.234	0.059	1.114	1.174	1.140	1.159	1.121	1.213
	Left side	0.601								0.601	0.601	0.601	0.601	0.601	0.601
	Right side	0.202	0.019	0.268	0.229	0.220	0.275	0.566	0.011	0.431	0.496	0.481	0.433	0.488	0.779
	Top side	0.438	0.170	0.159	0.177	0.273	0.092	0.285	0.084	0.615	0.700	0.681	0.795	0.614	0.807
	Bottom side	0.358								0.358	0.358	0.358	0.358	0.358	0.358
N78-41A	Front side	0.568	0.126	0.164	0.156	0.477	0.094	0.672	0.067	0.724	0.788	0.799	1.112	0.729	1.307
	Back side	0.981	0.112	0.161	0.194	0.180	0.142	0.234	0.059	1.175	1.235	1.201	1.220	1.182	1.274
	Left side	0.164								0.164	0.164	0.164	0.164	0.164	0.164
	Right side	0.101	0.019	0.268	0.229	0.220	0.275	0.566	0.011	0.330	0.395	0.380	0.332	0.387	0.678
	Top side	0.463	0.170	0.159	0.177	0.273	0.092	0.285	0.084	0.640	0.725	0.706	0.820	0.639	0.832
	Bottom side	0.377								0.377	0.377	0.377	0.377	0.377	0.377
N78-66A	Front side	0.669	0.126	0.164	0.156	0.477	0.094	0.672	0.067	0.825	0.889	0.900	1.213	0.830	1.408
	Back side	1.020	0.112	0.161	0.194	0.180	0.142	0.234	0.059	1.214	1.274	1.240	1.259	1.221	1.313
	Left side	0.165								0.165	0.165	0.165	0.165	0.165	0.165
	Right side	0.247	0.019	0.268	0.229	0.220	0.275	0.566	0.011	0.476	0.541	0.526	0.478	0.533	0.824
	Top side	0.468	0.170	0.159	0.177	0.273	0.092	0.285	0.084	0.645	0.730	0.711	0.825	0.644	0.837
	Bottom side	0.538								0.538	0.538	0.538	0.538	0.538	0.538

LTE Band	Exposure position	Ant2	Ant4	Ant5	Ant8	Band 4				Summed SAR
						Ant2	Ant4	Ant5	Ant8	
Band 7	Front side	0.354	/	/	0.034	/	0.169	0.138	/	0.523
	Back side	0.368	/	/	0.062	/	0.222	0.216	/	0.590
	Left side	0.108	/	/	/	/	0.273	0.082	/	0.381
	Right side	/	/	/	0.079	/	/	/	/	0.079
	Top side	/	/	/	0.024	/	0.038	0.245	/	0.269
	Bottom side	0.368	/	/	/	/	/	/	/	0.368

Unless otherwise agreed in writing, this document is issued by the Company subject to its General Conditions of Service printed overleaf, available on request or accessible at http://www.sgs.com/en/Terms-and-Conditions.aspx and, for electronic format documents, subject to Terms and Conditions for Electronic Documents at http://www.sgs.com/en/Terms-and-Conditions/Terms-e-Document.aspx. Attention is drawn to the limitation of liability, indemnification and jurisdiction issues defined therein. Any holder of this document is advised that information contained hereon reflects the Company's findings at the time of its intervention only and within the limits of Client's instructions, if any. The Company's sole responsibility is to its Client and this document does not exonerate parties to a transaction from exercising all their rights and obligations under the transaction documents. This document cannot be reproduced except in full, without prior written approval of the Company. Any unauthorized alteration, forgery or falsification of the content or appearance of this document is unlawful and offenders may be prosecuted to the fullest extent of the law. Unless otherwise stated the results shown in this test report refer only to the sample(s) tested and such sample(s) are retained for 30 days only.
Attention: To check the authenticity of testing /inspection report & certificate, please contact us at telephone: (86-755) 8307 1443, or email: CN.Doccheck@sgs.com

SGS-CSTC Standards Technical Services Co., Ltd.
Shenzhen Branch
No.1 Workshop, M-10, Middle Section, Science & Technology Park, Shenzhen, China 518057 t (86-755) 26012053 f (86-755) 26710594 www.sgsgroup.com.cn
中国·深圳·科技园中区M-10栋一号厂房 邮编: 518057 t (86-755) 26012053 f (86-755) 26710594 sgs.china@sgs.com

Product Specific 10-g (0mm):

Test position		SARmax (W/kg)								Summed SAR					
		Main Ant2	WiFi 2.4G (chain0)	WiFi 2.4G (chain1)	WiFi 2.4G (MIMO)	WiFi 5G (chain0)	WiFi 5G (chain1)	WiFi 5G (MIMO)	BT						
		1	2	3	4	5	6	7	8	1+4	1+2+6	1+3+8	1+5+8	1+6+8	1+7+8
WCDMA Band II	Front side	1.226				1.294	0.405	1.291		1.226	1.631	1.226	2.520	1.631	2.517
	Back side	1.910				0.726	0.112	0.476		1.910	2.022	1.910	2.636	2.022	2.386
	Left side									0.000	0.000	0.000	0.000	0.000	0.000
	Right side					0.338	0.446	0.779		0.000	0.446	0.000	0.338	0.446	0.779
	Top side					0.734	0.248	0.829		0.000	0.248	0.000	0.734	0.248	0.829
	Bottom side	1.351								1.351	1.351	1.351	1.351	1.351	1.351
WCDMA Band IV	Front side	2.503				1.294	0.405	1.291		2.503	2.908	2.503	3.797	2.908	3.794
	Back side					0.726	0.112	0.476		0.000	0.112	0.000	0.726	0.112	0.476
	Left side									0.000	0.000	0.000	0.000	0.000	0.000
	Right side					0.338	0.446	0.779		0.000	0.446	0.000	0.338	0.446	0.779
	Top side					0.734	0.248	0.829		0.000	0.248	0.000	0.734	0.248	0.829
	Bottom side	1.901								1.901	1.901	1.901	1.901	1.901	1.901
LTE Band 2	Front side					1.294	0.405	1.291		0.000	0.405	0.000	1.294	0.405	1.291
	Back side					0.726	0.112	0.476		0.000	0.112	0.000	0.726	0.112	0.476
	Left side									0.000	0.000	0.000	0.000	0.000	0.000
	Right side					0.338	0.446	0.779		0.000	0.446	0.000	0.338	0.446	0.779
	Top side					0.734	0.248	0.829		0.000	0.248	0.000	0.734	0.248	0.829
	Bottom side	1.116								1.116	1.116	1.116	1.116	1.116	1.116
LTE Band 4	Front side					1.294	0.405	1.291		0.000	0.405	0.000	1.294	0.405	1.291
	Back side					0.726	0.112	0.476		0.000	0.112	0.000	0.726	0.112	0.476
	Left side									0.000	0.000	0.000	0.000	0.000	0.000
	Right side					0.338	0.446	0.779		0.000	0.446	0.000	0.338	0.446	0.779
	Top side					0.734	0.248	0.829		0.000	0.248	0.000	0.734	0.248	0.829
	Bottom side	1.420								1.420	1.420	1.420	1.420	1.420	1.420
LTE Band 7	Front side	1.637				1.294	0.405	1.291		1.637	2.042	1.637	2.931	2.042	2.928
	Back side	1.662				0.726	0.112	0.476		1.662	1.774	1.662	2.388	1.774	2.138
	Left side									0.000	0.000	0.000	0.000	0.000	0.000
	Right side					0.338	0.446	0.779		0.000	0.446	0.000	0.338	0.446	0.779
	Top side					0.734	0.248	0.829		0.000	0.248	0.000	0.734	0.248	0.829
	Bottom side	1.029								1.029	1.029	1.029	1.029	1.029	1.029
N66	Front side					1.294	0.405	1.291		0.000	0.405	0.000	1.294	0.405	1.291
	Back side					0.726	0.112	0.476		0.000	0.112	0.000	0.726	0.112	0.476
	Left side									0.000	0.000	0.000	0.000	0.000	0.000
	Right side					0.338	0.446	0.779		0.000	0.446	0.000	0.338	0.446	0.779
	Top side					0.734	0.248	0.829		0.000	0.248	0.000	0.734	0.248	0.829
	Bottom side	1.449								1.449	1.449	1.449	1.449	1.449	1.449

Unless otherwise agreed in writing, this document is issued by the Company subject to its General Conditions of Service printed overleaf, available on request or accessible at http://www.sgs.com/en/Terms-and-Conditions.aspx and, for electronic format documents, subject to Terms and Conditions for Electronic Documents at http://www.sgs.com/en/Terms-and-Conditions/Terms-e-Document.aspx. Attention is drawn to the limitation of liability, indemnification and jurisdiction issues defined therein. Any holder of this document is advised that information contained hereon reflects the Company's findings at the time of its intervention only and within the limits of Client's instructions, if any. The Company's sole responsibility is to its Client and this document does not exonerate parties to a transaction from exercising all their rights and obligations under the transaction documents. This document cannot be reproduced except in full, without prior written approval of the Company. Any unauthorized alteration, forgery or falsification of the content or appearance of this document is unlawful and offenders may be prosecuted to the fullest extent of the law. Unless otherwise stated the results shown in this test report refer only to the sample(s) tested and such sample(s) are retained for 30 days only.
Attention: To check the authenticity of testing /inspection report & certificate, please contact us at telephone: (86-755) 8307 1443, or email: CN.Doccheck@sgs.com

Test position		SARmax (W/kg)								Summed SAR					
		Main Ant5	WiFi 2.4G (chain0)	WiFi 2.4G (chain1)	WiFi 2.4G (MIMO)	WiFi 5G (chain0)	WiFi 5G (chain1)	WiFi 5G (MIMO)	BT						
		1	2	3	4	5	6	7	8	1+4	1+2+6	1+3+8	1+5+8	1+6+8	1+7+8
WCDMA Band II	Front side					1.294	0.405	1.291		0.000	0.405	0.000	1.294	0.405	1.291
	Back side					0.726	0.112	0.476		0.000	0.112	0.000	0.726	0.112	0.476
	Left side									0.000	0.000	0.000	0.000	0.000	0.000
	Right side					0.338	0.446	0.779		0.000	0.446	0.000	0.338	0.446	0.779
	Top side	2.301				0.734	0.248	0.829		2.301	2.549	2.301	3.035	2.549	3.130
	Bottom side									0.000	0.000	0.000	0.000	0.000	0.000
N38	Front side					1.294	0.405	1.291		0.000	0.405	0.000	1.294	0.405	1.291
	Back side	1.165				0.726	0.112	0.476		1.165	1.277	1.165	1.891	1.277	1.641
	Left side									0.000	0.000	0.000	0.000	0.000	0.000
	Right side					0.338	0.446	0.779		0.000	0.446	0.000	0.338	0.446	0.779
	Top side	1.301				0.734	0.248	0.829		1.301	1.549	1.301	2.035	1.549	2.130
	Bottom side									0.000	0.000	0.000	0.000	0.000	0.000
N41	Front side					1.294	0.405	1.291		0.000	0.405	0.000	1.294	0.405	1.291
	Back side	1.090				0.726	0.112	0.476		1.090	1.202	1.090	1.816	1.202	1.566
	Left side									0.000	0.000	0.000	0.000	0.000	0.000
	Right side					0.338	0.446	0.779		0.000	0.446	0.000	0.338	0.446	0.779
	Top side	1.170				0.734	0.248	0.829		1.170	1.418	1.170	1.904	1.418	1.999
	Bottom side									0.000	0.000	0.000	0.000	0.000	0.000

Test position		SARmax (W/kg)								Summed SAR					
		Main Ant6	WiFi 2.4G (chain0)	WiFi 2.4G (chain1)	WiFi 2.4G (MIMO)	WiFi 5G (chain0)	WiFi 5G (chain1)	WiFi 5G (MIMO)	BT						
		1	2	3	4	5	6	7	8	1+4	1+2+6	1+3+8	1+5+8	1+6+8	1+7+8
N77	Front side					1.294	0.405	1.291		0.000	0.405	0.000	1.294	0.405	1.291
	Back side					0.726	0.112	0.476		0.000	0.112	0.000	0.726	0.112	0.476
	Left side									0.000	0.000	0.000	0.000	0.000	0.000
	Right side					0.338	0.446	0.779		0.000	0.446	0.000	0.338	0.446	0.779
	Top side	1.551				0.734	0.248	0.829		1.551	1.799	1.551	2.285	1.799	2.380
	Bottom side									0.000	0.000	0.000	0.000	0.000	0.000

Test position		SARmax (W/kg)								Summed SAR					
		Main Ant11	WiFi 2.4G (chain0)	WiFi 2.4G (chain1)	WiFi 2.4G (MIMO)	WiFi 5G (chain0)	WiFi 5G (chain1)	WiFi 5G (MIMO)	BT						
		1	2	3	4	5	6	7	8	1+4	1+2+6	1+3+8	1+5+8	1+6+8	1+7+8
LTE Band 42	Front side					1.294	0.405	1.291		0.000	0.405	0.000	1.294	0.405	1.291
	Back side	2.435				0.726	0.112	0.476		2.435	2.547	2.435	3.161	2.547	2.911
	Left side									0.000	0.000	0.000	0.000	0.000	0.000
	Right side					0.338	0.446	0.779		0.000	0.446	0.000	0.338	0.446	0.779
	Top side					0.734	0.248	0.829		0.000	0.248	0.000	0.734	0.248	0.829
	Bottom side									0.000	0.000	0.000	0.000	0.000	0.000

Unless otherwise agreed in writing, this document is issued by the Company subject to its General Conditions of Service printed overleaf, available on request or accessible at http://www.sgs.com/en/Terms-and-Conditions.aspx and, for electronic format documents, subject to Terms and Conditions for Electronic Documents at http://www.sgs.com/en/Terms-and-Conditions/Terms-e-Document.aspx. Attention is drawn to the limitation of liability, indemnification and jurisdiction issues defined therein. Any holder of this document is advised that information contained hereon reflects the Company's findings at the time of its intervention only and within the limits of Client's instructions, if any. The Company's sole responsibility is to its Client and this document does not exonerate parties to a transaction from exercising all their rights and obligations under the transaction documents. This document cannot be reproduced except in full, without prior written approval of the Company. Any unauthorized alteration, forgery or falsification of the content or appearance of this document is unlawful and offenders may be prosecuted to the fullest extent of the law. Unless otherwise stated the results shown in this test report refer only to the sample(s) tested and such sample(s) are retained for 30 days only.
Attention: To check the authenticity of testing /inspection report & certificate, please contact us at telephone: (86-755) 8307 1443, or email: CN.Doccheck@sgs.com

SGS-CSTC Standards Technical Services Co., Ltd. Shenzhen Branch
No.1 Workshop, M-10, Middle Section, Science & Technology Park, Shenzhen, China 518057 t (86-755) 26012053 f (86-755) 26710594 www.sgsgroup.com.cn
中国·深圳·科技园中区M-10栋一号厂房 邮编: 518057 t (86-755) 26012053 f (86-755) 26710594 sgs.china@sgs.com

Test position		SARmax (W/kg)								Summed SAR					
		Main Ant12	WiFi 2.4G (chain0)	WiFi 2.4G (chain1)	WiFi 2.4G (MIMO)	WiFi 5G (chain0)	WiFi 5G (chain1)	WiFi 5G (MIMO)	BT						
		1	2	3	4	5	6	7	8	1+4	1+2+6	1+3+8	1+5+8	1+6+8	1+7+8
N77	Front side	1.137				1.294	0.405	1.291		1.137	1.542	1.137	2.431	1.542	2.428
	Back side	1.536				0.726	0.112	0.476		1.536	1.648	1.536	2.262	1.648	2.012
	Left side	1.876								1.876	1.876	1.876	1.876	1.876	1.876
	Right side					0.338	0.446	0.779		0.000	0.446	0.000	0.338	0.446	0.779
	Top side					0.734	0.248	0.829		0.000	0.248	0.000	0.734	0.248	0.829
	Bottom side									0.000	0.000	0.000	0.000	0.000	0.000

Test position		SARmax (W/kg)								Summed SAR					
		Main Ant13	WiFi 2.4G (chain0)	WiFi 2.4G (chain1)	WiFi 2.4G (MIMO)	WiFi 5G (chain0)	WiFi 5G (chain1)	WiFi 5G (MIMO)	BT						
		1	2	3	4	5	6	7	8	1+4	1+2+6	1+3+8	1+5+8	1+6+8	1+7+8
LTE Band 42	Front side					1.294	0.405	1.291		0.000	0.405	0.000	1.294	0.405	1.291
	Back side	1.563				0.726	0.112	0.476		1.563	1.675	1.563	2.289	1.675	2.039
	Left side									0.000	0.000	0.000	0.000	0.000	0.000
	Right side					0.338	0.446	0.779		0.000	0.446	0.000	0.338	0.446	0.779
	Top side	1.883				0.734	0.248	0.829		1.883	2.131	1.883	2.617	2.131	2.712
	Bottom side									0.000	0.000	0.000	0.000	0.000	0.000
N77	Front side					1.294	0.405	1.291		0.000	0.405	0.000	1.294	0.405	1.291
	Back side	1.730				0.726	0.112	0.476		1.730	1.842	1.730	2.456	1.842	2.206
	Left side									0.000	0.000	0.000	0.000	0.000	0.000
	Right side					0.338	0.446	0.779		0.000	0.446	0.000	0.338	0.446	0.779
	Top side	2.488				0.734	0.248	0.829		2.488	2.736	2.488	3.222	2.736	3.317
	Bottom side									0.000	0.000	0.000	0.000	0.000	0.000

Unless otherwise agreed in writing, this document is issued by the Company subject to its General Conditions of Service printed overleaf, available on request or accessible at http://www.sgs.com/en/Terms-and-Conditions.aspx and, for electronic format documents, subject to Terms and Conditions for Electronic Documents at http://www.sgs.com/en/Terms-and-Conditions/Terms-e-Document.aspx. Attention is drawn to the limitation of liability, indemnification and jurisdiction issues defined therein. Any holder of this document is advised that information contained hereon reflects the Company's findings at the time of its intervention only and within the limits of Client's instructions, if any. The Company's sole responsibility is to its Client and this document does not exonerate parties to a transaction from exercising all their rights and obligations under the transaction documents. This document cannot be reproduced except in full, without prior written approval of the Company. Any unauthorized alteration, forgery or falsification of the content or appearance of this document is unlawful and offenders may be prosecuted to the fullest extent of the law. Unless otherwise stated the results shown in this test report refer only to the sample(s) tested and such sample(s) are retained for 30 days only.
Attention: To check the authenticity of testing /inspection report & certificate, please contact us at telephone: (86-755) 8307 1443, or email: CN.Doccheck@sgs.com

9 Equipment list

Test Platform	SPEAG DASY5 Professional
Description	SAR Test System (Frequency range 300MHz-6GHz)
Software Reference	DASY52; SEMCAD

Hardware Reference

	Equipment	Manufacturer	Model	Serial Number	Calibration Date	Due date of calibration
☒	Twin Phantom	SPEAG	SAM	1481	NCR	NCR
☒	Twin Phantom	SPEAG	SAM	1425	NCR	NCR
☒	DAE	SPEAG	DAE3	414	2020-12-30	2021-12-29
☒	DAE	SPEAG	DAE4	1374	2020-11-06	2021-11-05
☒	E-Field Probe	SPEAG	EX3DV4	3923	2020-12-18	2021-12-17
☒	E-Field Probe	SPEAG	EX3DV4	3982	2020-10-28	2021-10-27
☒	Validation Kits	SPEAG	D750V3	1160	2019-05-22	2022-05-21
☒	Validation Kits	SPEAG	D835V2	4d105	2019-12-17	2022-12-16
☒	Validation Kits	SPEAG	D1750V2	1149	2019-05-21	2022-05-20
☒	Validation Kits	SPEAG	D1900V2	5d028	2019-12-17	2022-12-16
☒	Validation Kits	SPEAG	D2450V2	733	2019-12-17	2022-12-16
☒	Validation Kits	SPEAG	D2600V2	1125	2019-05-20	2022-05-19
☒	Validation Kits	SPEAG	D3500V2	1082	2019-09-06	2022-09-05
☒	Validation Kits	SPEAG	D3700V2	1046	2019-09-06	2022-09-05
☒	Validation Kits	SPEAG	D3900V2	1026	2019-09-03	2022-09-02
☒	Validation Kits	SPEAG	D5GHzV2	1165	2019-12-20	2022-12-19
☒	Agilent Network Analyzer	Agilent	E5071C	MY46523591	2021-04-14	2022-04-13
☒	Dielectric Probe Kit	Agilent	85070E	US01440210	NCR	NCR
☒	Universal Radio Communication Tester	R&S	CMW500	124587	2021-04-01	2022-03-31
☒	Radio Communication Analyzer	Anritsu	MT8820C	6201010267	2021-04-01	2022-03-31
☒	Radio Communication Analyzer	Anritsu	MT8820C	6201181442	2021-04-01	2022-03-31
☒	Radio Communication Analyzer	Anritsu	MT8821C	6201588561	2020-10-26	2021-10-25
☒	RF Bi-Directional Coupler	Agilent	86205-60001	MY31400031	NCR	NCR
☒	Signal Generator	Agilent	N5171B	MY53050736	2021-04-14	2022-04-13
☒	Preamplifier	Mini-Circuits	ZHL-42W	15542	NCR	NCR

Unless otherwise agreed in writing, this document is issued by the Company subject to its General Conditions of Service printed overleaf, available on request or accessible at http://www.sgs.com/en/Terms-and-Conditions.aspx and, for electronic format documents, subject to Terms and Conditions for Electronic Documents at http://www.sgs.com/en/Terms-and-Conditions/Terms-e-Document.aspx. Attention is drawn to the limitation of liability, indemnification and jurisdiction issues defined therein. Any holder of this document is advised that information contained hereon reflects the Company's findings at the time of its intervention only and within the limits of Client's instructions, if any. The Company's sole responsibility is to its Client and this document does not exonerate parties to a transaction from exercising all their rights and obligations under the transaction documents. This document cannot be reproduced except in full, without prior written approval of the Company. Any unauthorized alteration, forgery or falsification of the content or appearance of this document is unlawful and offenders may be prosecuted to the fullest extent of the law. Unless otherwise stated the results shown in this test report refer only to the sample(s) tested and such sample(s) are retained for 30 days only.
Attention: To check the authenticity of testing /inspection report & certificate, please contact us at telephone: (86-755) 8307 1443, or email: CN.Doccheck@sgs.com
SGS-CSTC Standards Technical Services Co., Ltd. Shenzhen Branch
No.1 Workshop, M-10, Middle Section, Science & Technology Park, Shenzhen, China 518057 t (86-755) 26012053 f (86-755) 26710594 www.sgsgroup.com.cn
中国·深圳·科技园中区M-10栋一号厂房 邮编: 518057 t (86-755) 26012053 f (86-755) 26710594 sgs.china@sgs.com
Member of the SGS Group (SGS SA)

☒	Preamplifier	Compliance Directions Systems Inc.	AMP28-3W	073501433	NCR	NCR
☒	Power Meter	Agilent	E4416A	GB41292095	2021-04-14	2022-04-13
☒	Power Sensor	Agilent	8481H	MY41091234	2021-04-14	2022-04-13
☒	Power Sensor	R&S	NRP-Z92	100025	2021-04-14	2022-04-13
☒	Attenuator	SHX	TS2-3dB	30704	NCR	NCR
☒	Coaxial low pass filter	Mini-Circuits	VLF-2500(+)	NA	NCR	NCR
☒	Coaxial low pass filter	Microlab Fxr	LA-F13	NA	NCR	NCR
☒	50 Ω coaxial load	Mini-Circuits	KARN-50+	00850	NCR	NCR
☒	DC POWER SUPPLY	SAKO	SK1730SL5A	NA	NCR	NCR
☒	Speed reading thermometer	MingGao	T809	NA	2020-11-06	2021-11-05

Note: All the equipments are within the valid period when the tests are performed.

10 Calibration certificate

Please see the Appendix C

11 Photographs

Please see the Appendix D

Appendix A: Detailed System Check Results

Appendix B: Detailed Test Results

Appendix C: Calibration certificate

Appendix D: Photographs

Appendix E: Conducted RF Output Power Table

---END---

Unless otherwise agreed in writing, this document is issued by the Company subject to its General Conditions of Service printed overleaf, available on request or accessible at http://www.sgs.com/en/Terms-and-Conditions.aspx and, for electronic format documents, subject to Terms and Conditions for Electronic Documents at http://www.sgs.com/en/Terms-and-Conditions/Terms-e-Document.aspx. Attention is drawn to the limitation of liability, indemnification and jurisdiction issues defined therein. Any holder of this document is advised that information contained hereon reflects the Company's findings at the time of its intervention only and within the limits of Client's instructions, if any. The Company's sole responsibility is to its Client and this document does not exonerate parties to a transaction from exercising all their rights and obligations under the transaction documents. This document cannot be reproduced except in full, without prior written approval of the Company. Any unauthorized alteration, forgery or falsification of the content or appearance of this document is unlawful and offenders may be prosecuted to the fullest extent of the law. Unless otherwise stated the results shown in this test report refer only to the sample(s) tested and such sample(s) are retained for 30 days only.
Attention: To check the authenticity of testing /inspection report & certificate, please contact us at telephone: (86-755) 8307 1443, or email: CN.Doccheck@sgs.com
SGS-CSTC Standards Technical Services Co., Ltd. Shenzhen Branch
No.1 Workshop, M-10, Middle Section, Science & Technology Park, Shenzhen, China 518057 t (86-755) 26012053 f (86-755) 26710594 www.sgsgroup.com.cn
中国·深圳·科技园中区M-10栋一号厂房 邮编: 518057 t (86-755) 26012053 f (86-755) 26710594 sgs.china@sgs.com
Member of the SGS Group (SGS SA)