N78(70M)_DFT-s-OFDM_PI_2-BPSK_Outer_Full_Mid_CH

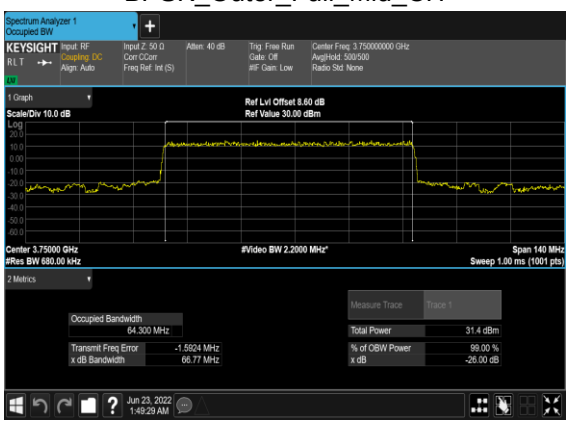

N78(70M)_DFT-s-OFDM_QPSK_Outer_Full_Mid_CH

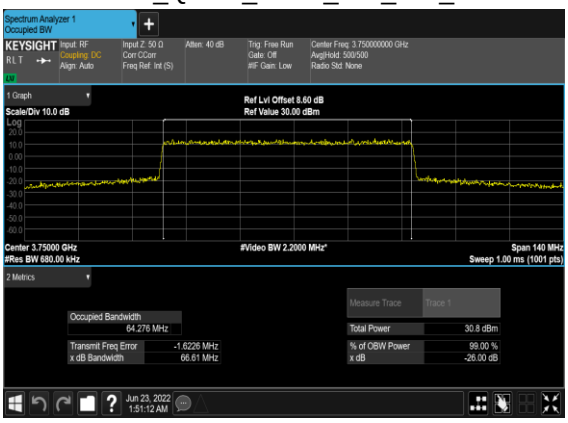

N78(70M)_CP-OFDM_QPSK_Outer_Full_Mid_CH

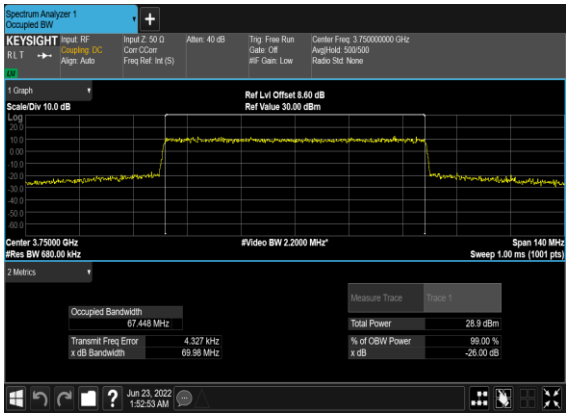

N78(70M)_CP-OFDM_16 QAM_Outer_Full_Mid_CH

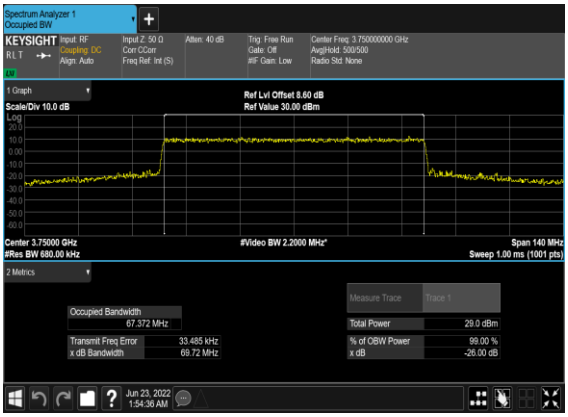

N78(70M)_CP-OFDM_64 QAM_Outer_Full_Mid_CH

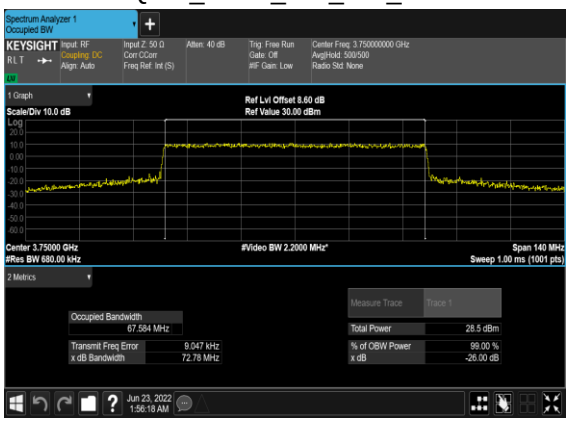

N78(70M)_CP-OFDM_256 QAM_Outer_Full_Mid_CH

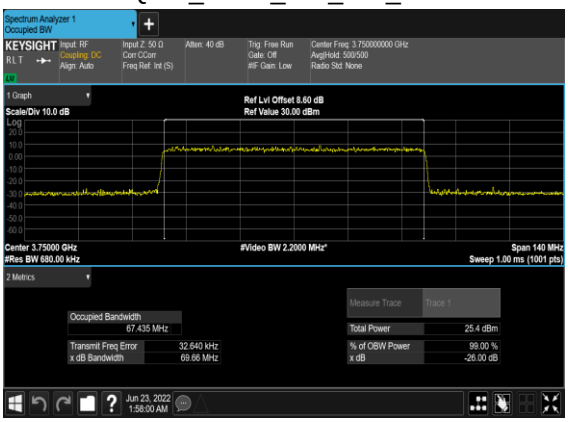

N78(80M)_DFT-s-OFDM_PI_2-BPSK_Outer_Full_Mid_CH

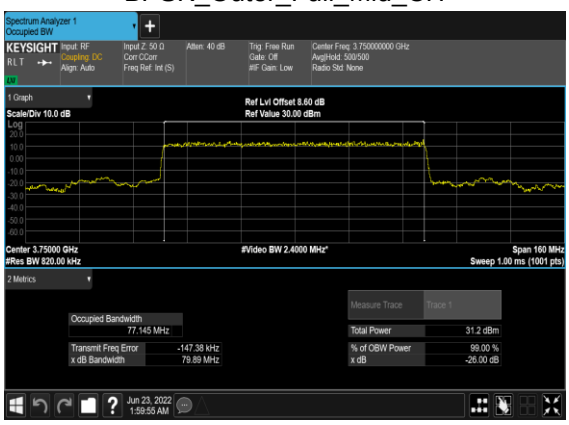

N78(80M)_DFT-s-OFDM_QPSK_Outer_Full_Mid_CH

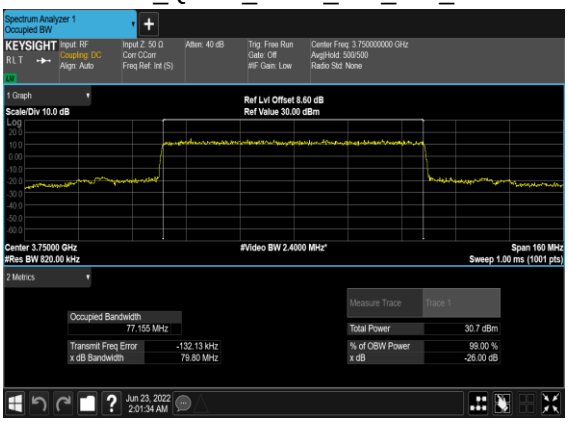

N78(80M)_CP-OFDM_QPSK_Outer_Full_Mid_CH

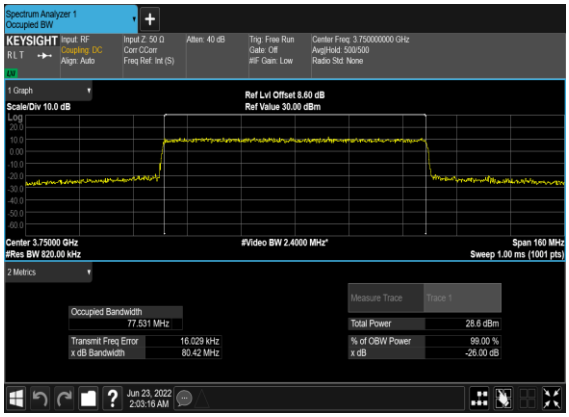

N78(80M)_CP-OFDM_16 QAM_Outer_Full_Mid_CH

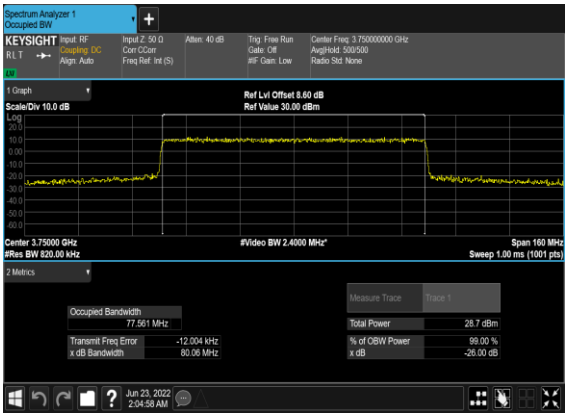

N78(80M)_CP-OFDM_64 QAM_Outer_Full_Mid_CH

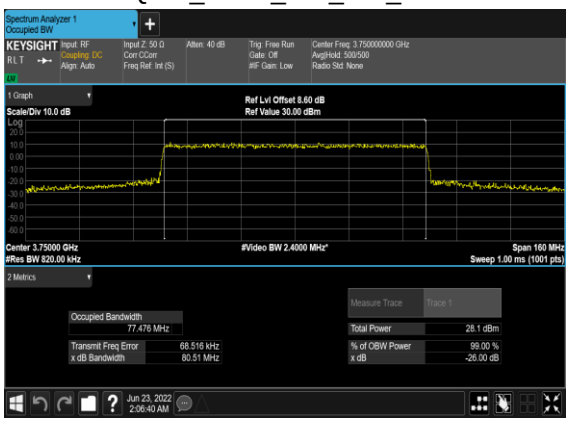

N78(80M)_CP-OFDM_256 QAM_Outer_Full_Mid_CH

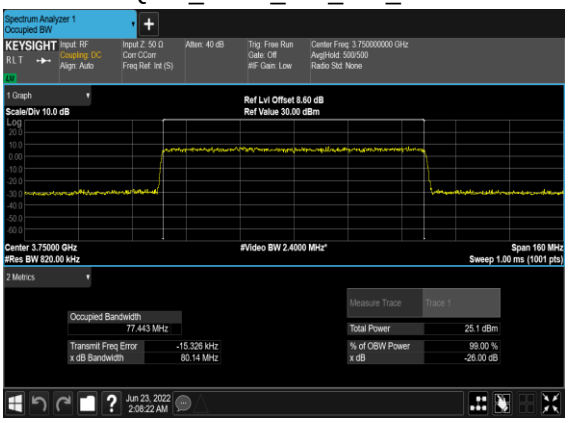

N78(90M)_DFT-s-OFDM_PI_2-BPSK_Outer_Full_Mid_CH

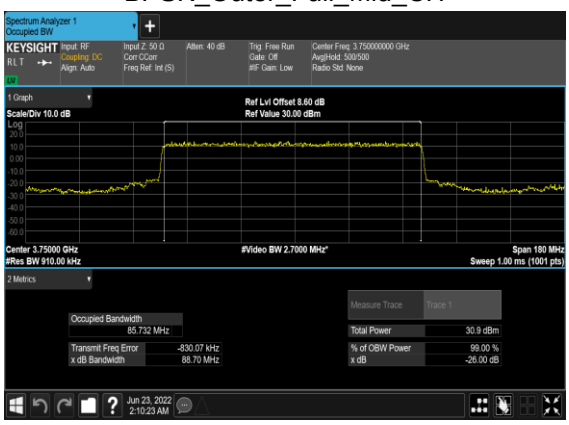

N78(90M)_DFT-s-OFDM_QPSK_Outer_Full_Mid_CH

N78(90M)_CP-OFDM_QPSK_Outer_Full_Mid_CH

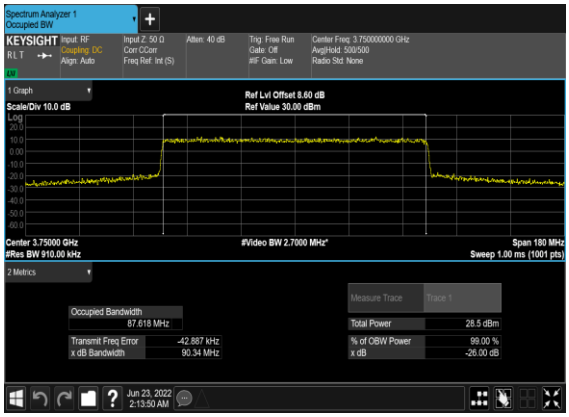

N78(90M)_CP-OFDM_16 QAM_Outer_Full_Mid_CH

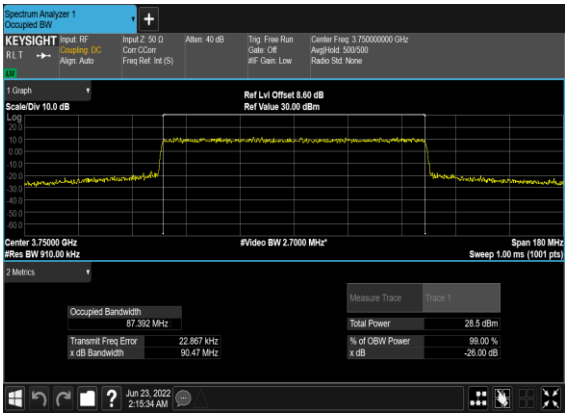

N78(90M)_CP-OFDM_64 QAM_Outer_Full_Mid_CH

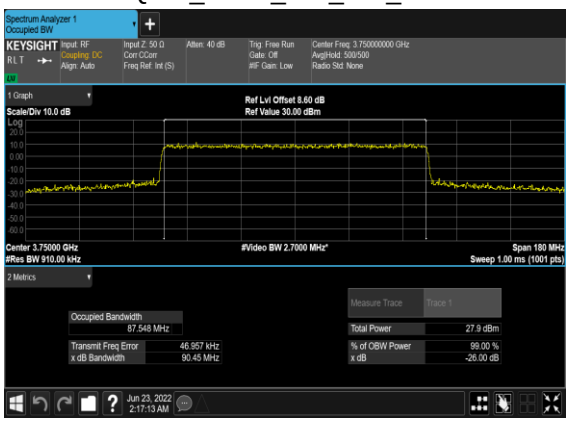

N78(90M)_CP-OFDM_256 QAM_Outer_Full_Mid_CH

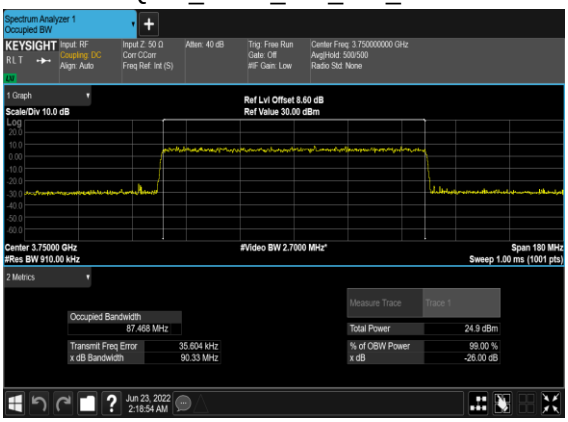

N78(100M)_DFT-s-OFDM_PI_2-BPSK_Outer_Full_Mid_CH

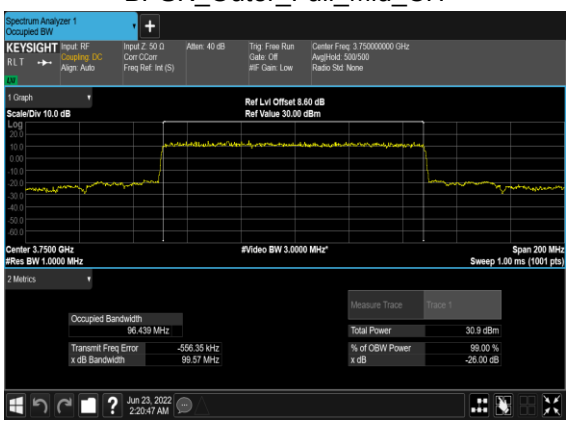

N78(100M)_DFT-s-OFDM_QPSK_Outer_Full_Mid_CH

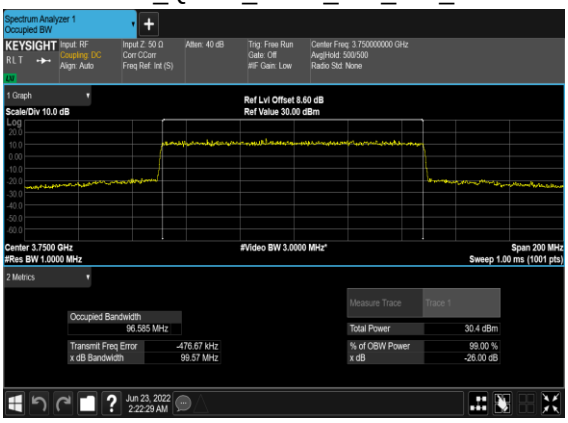

N78(100M)_CP-OFDM_QPSK_Outer_Full_Mid_CH

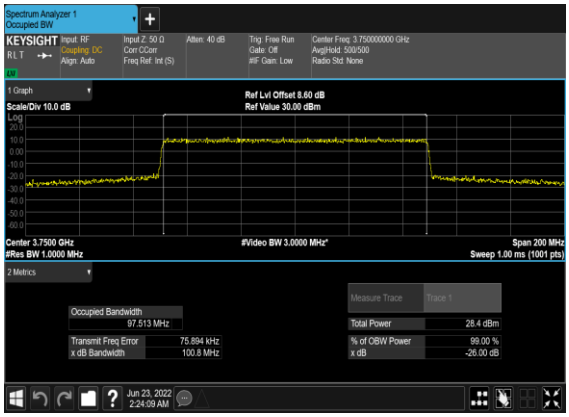

N78(100M)_CP-OFDM_16 QAM_Outer_Full_Mid_CH

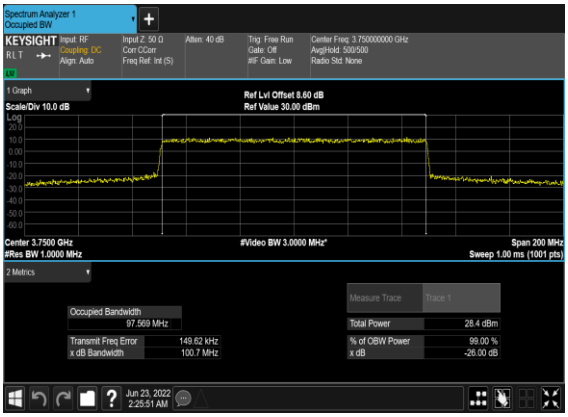

N78(100M)_CP-OFDM_64 QAM_Outer_Full_Mid_CH

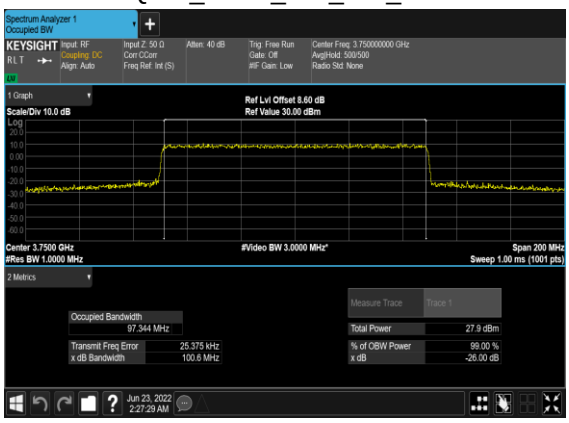

N78(100M)_CP-OFDM_256 QAM_Outer_Full_Mid_CH

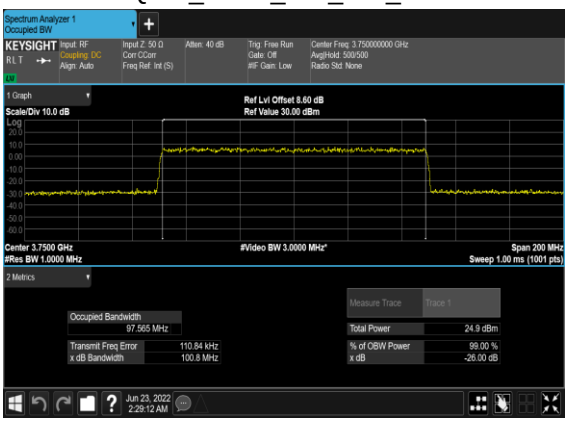

Conducted Spurious Emissions

NR Band	SCS (kHz)	Bandwidth (MHz)	Arfcn	Freq (MHz)	Modulation	RB	Result	Verdict
78	30	10	647000	3705.0	DFT-s-OFDM BPSK	1@0	see graph	**---**
78	30	10	647000	3705.0	DFT-s-OFDM BPSK	1@0	see graph	**PASS**
78	30	10	647000	3705.0	DFT-s-OFDM BPSK	1@0	see graph	**PASS**
78	30	10	647000	3705.0	DFT-s-OFDM QPSK	1@0	see graph	**---**
78	30	10	647000	3705.0	DFT-s-OFDM QPSK	1@0	see graph	**PASS**
78	30	10	647000	3705.0	DFT-s-OFDM QPSK	1@0	see graph	**PASS**
78	30	10	650000	3750.0	DFT-s-OFDM BPSK	1@0	see graph	**---**
78	30	10	650000	3750.0	DFT-s-OFDM BPSK	1@0	see graph	**PASS**
78	30	10	650000	3750.0	DFT-s-OFDM BPSK	1@0	see graph	**PASS**
78	30	10	650000	3750.0	DFT-s-OFDM QPSK	1@0	see graph	**---**
78	30	10	650000	3750.0	DFT-s-OFDM QPSK	1@0	see graph	**PASS**
78	30	10	650000	3750.0	DFT-s-OFDM QPSK	1@0	see graph	**PASS**
78	30	10	653000	3795.0	DFT-s-OFDM BPSK	1@0	see graph	**---**
78	30	10	653000	3795.0	DFT-s-OFDM BPSK	1@0	see graph	**PASS**
78	30	10	653000	3795.0	DFT-s-OFDM BPSK	1@0	see graph	**PASS**
78	30	10	653000	3795.0	DFT-s-OFDM QPSK	1@0	see graph	**---**
78	30	10	653000	3795.0	DFT-s-OFDM QPSK	1@0	see graph	**PASS**
78	30	10	653000	3795.0	DFT-s-OFDM QPSK	1@0	see graph	**PASS**
78	30	50	648334	3725.01	DFT-s-OFDM BPSK	1@0	see graph	**---**
78	30	50	648334	3725.01	DFT-s-OFDM BPSK	1@0	see graph	**PASS**
78	30	50	648334	3725.01	DFT-s-OFDM BPSK	1@0	see graph	**PASS**
78	30	50	648334	3725.01	DFT-s-OFDM QPSK	1@0	see graph	**---**

78	30	50	648334	3725.01	DFT-s-OFDM QPSK	1@0	see graph	**PASS**
78	30	50	648334	3725.01	DFT-s-OFDM QPSK	1@0	see graph	**PASS**
78	30	50	650000	3750.0	DFT-s-OFDM BPSK	1@0	see graph	**---**
78	30	50	650000	3750.0	DFT-s-OFDM BPSK	1@0	see graph	**PASS**
78	30	50	650000	3750.0	DFT-s-OFDM BPSK	1@0	see graph	**PASS**
78	30	50	650000	3750.0	DFT-s-OFDM QPSK	1@0	see graph	**---**
78	30	50	650000	3750.0	DFT-s-OFDM QPSK	1@0	see graph	**PASS**
78	30	50	650000	3750.0	DFT-s-OFDM QPSK	1@0	see graph	**PASS**
78	30	50	651666	3774.99	DFT-s-OFDM BPSK	1@0	see graph	**---**
78	30	50	651666	3774.99	DFT-s-OFDM BPSK	1@0	see graph	**PASS**
78	30	50	651666	3774.99	DFT-s-OFDM BPSK	1@0	see graph	**PASS**
78	30	50	651666	3774.99	DFT-s-OFDM QPSK	1@0	see graph	**---**
78	30	50	651666	3774.99	DFT-s-OFDM QPSK	1@0	see graph	**PASS**
78	30	50	651666	3774.99	DFT-s-OFDM QPSK	1@0	see graph	**PASS**
78	30	100	650000	3750.0	DFT-s-OFDM BPSK	1@0	see graph	**---**
78	30	100	650000	3750.0	DFT-s-OFDM BPSK	1@0	see graph	**PASS**
78	30	100	650000	3750.0	DFT-s-OFDM BPSK	1@0	see graph	**PASS**
78	30	100	650000	3750.0	DFT-s-OFDM QPSK	1@0	see graph	**---**
78	30	100	650000	3750.0	DFT-s-OFDM QPSK	1@0	see graph	**PASS**
78	30	100	650000	3750.0	DFT-s-OFDM QPSK	1@0	see graph	**PASS**

N78(10M)_DFT-s-OFDM_BPSK_Edge_1RB_Left_Low_CH

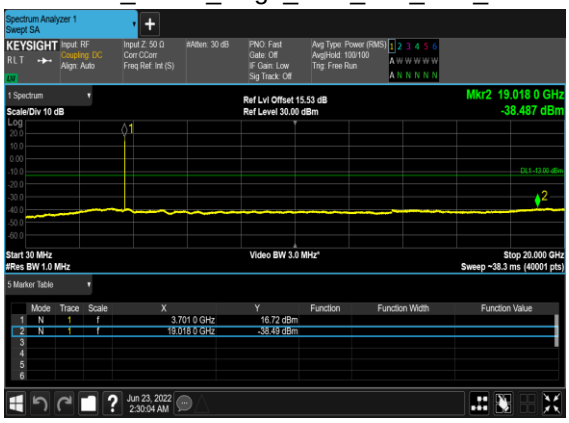

N78(10M)_DFT-s-OFDM_BPSK_Edge_1RB_Left_Low_CH

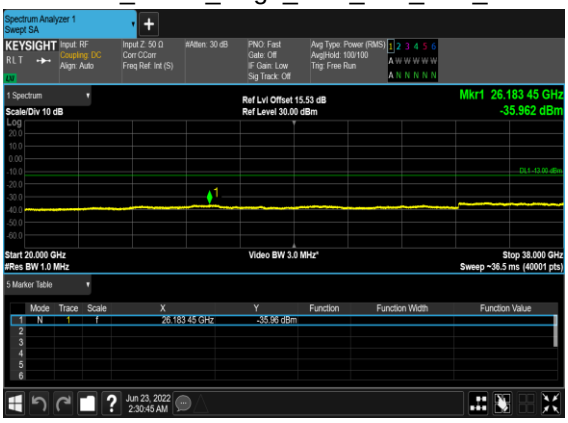

N78(10M)_DFT-s-OFDM_QPSK_Edge_1RB_Left_Low_CH

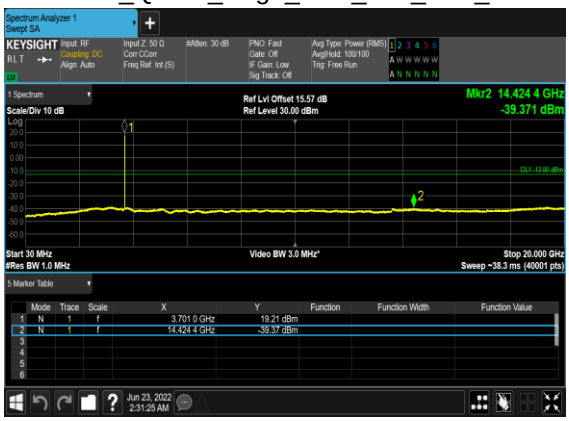

N78(10M)_DFT-s-OFDM_QPSK_Edge_1RB_Left_Low_CH

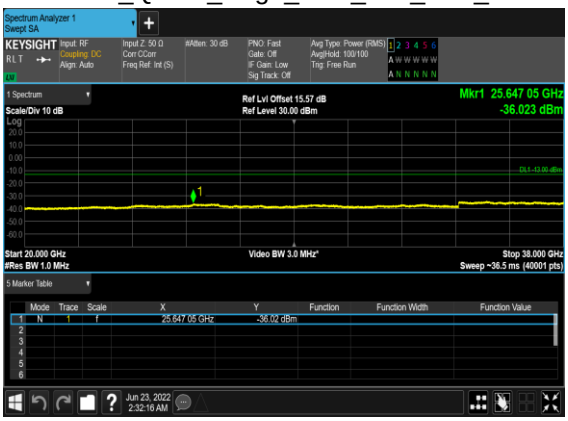

N78(10M)_DFT-s-OFDM_BPSK_Edge_1RB_Left_Mid_CH

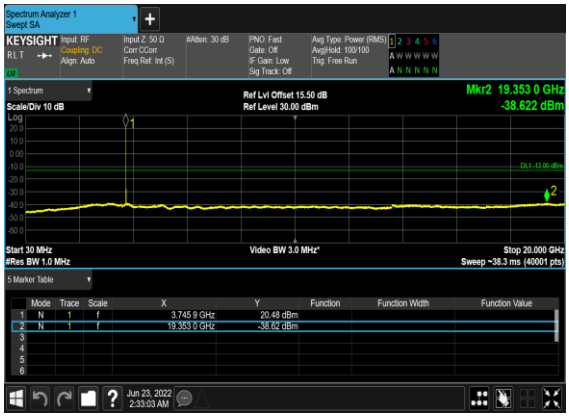

N78(10M)_DFT-s-OFDM_BPSK_Edge_1RB_Left_Mid_CH

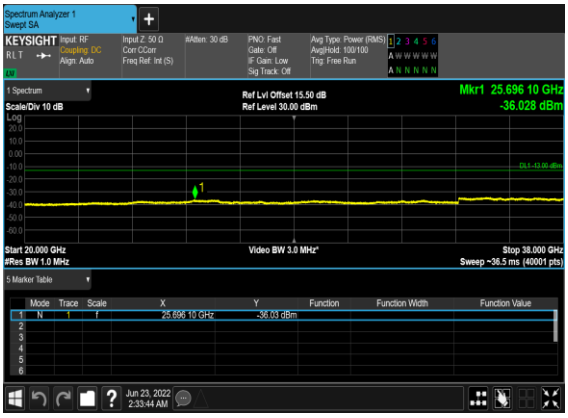

N78(10M)_DFT-s-OFDM_QPSK_Edge_1RB_Left_Mid_CH

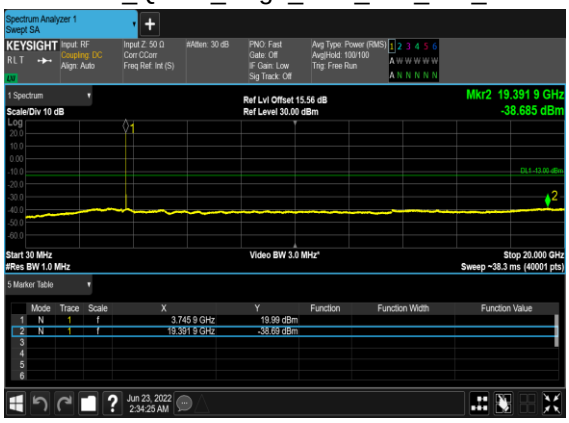

N78(10M)_DFT-s-OFDM_QPSK_Edge_1RB_Left_Mid_CH

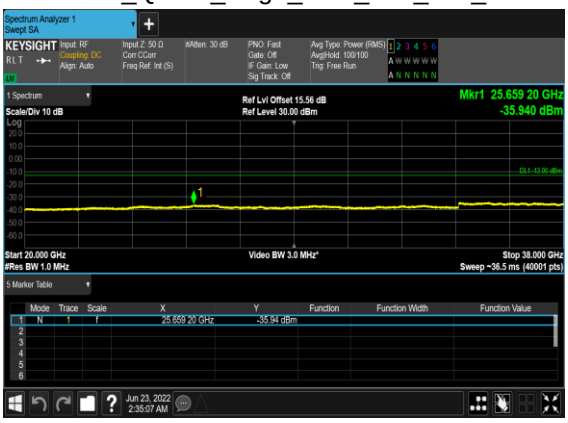

N78(10M)_DFT-s-OFDM_BPSK_Edge_1RB_Left_High_CH

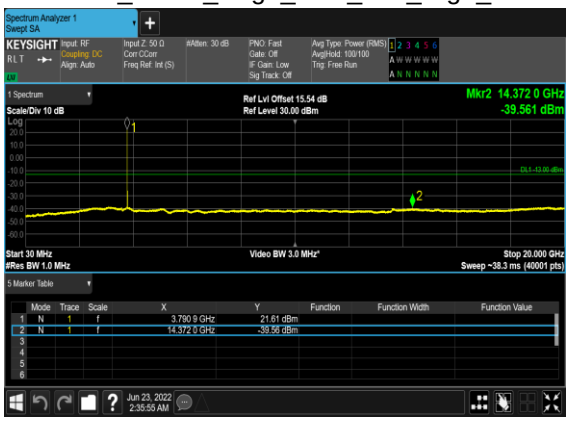

N78(10M)_DFT-s-OFDM_BPSK_Edge_1RB_Left_High_CH

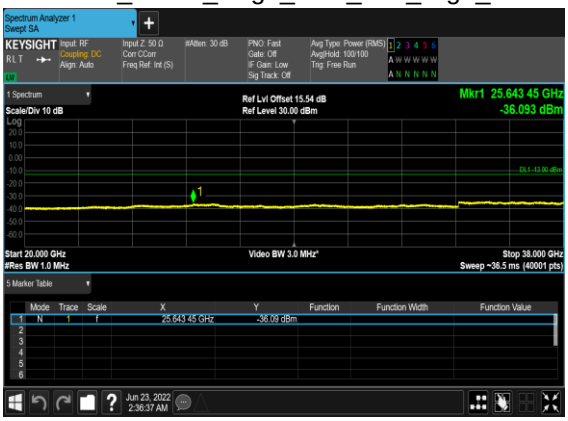

N78(10M)_DFT-s-OFDM_QPSK_Edge_1RB_Left_High_CH

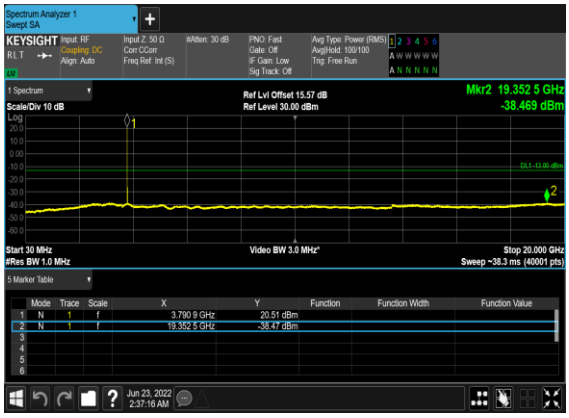

N78(10M)_DFT-s-OFDM_QPSK_Edge_1RB_Left_High_CH

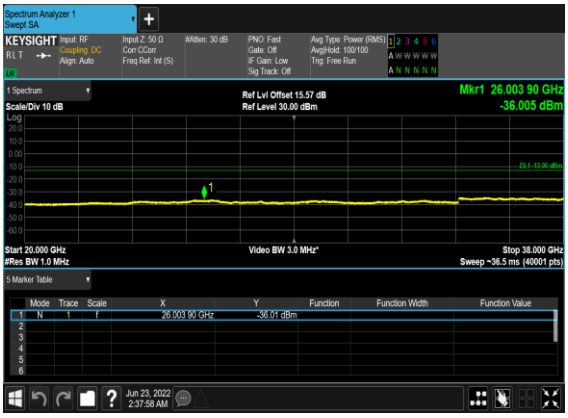

N78(50M)_DFT-s-OFDM_BPSK_Edge_1RB_Left_Low_CH

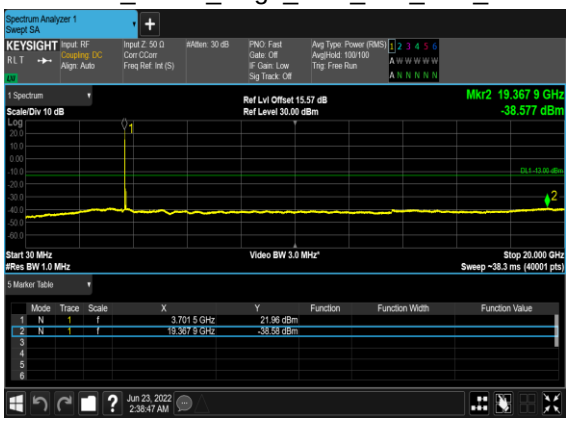

N78(50M)_DFT-s-OFDM_BPSK_Edge_1RB_Left_Low_CH

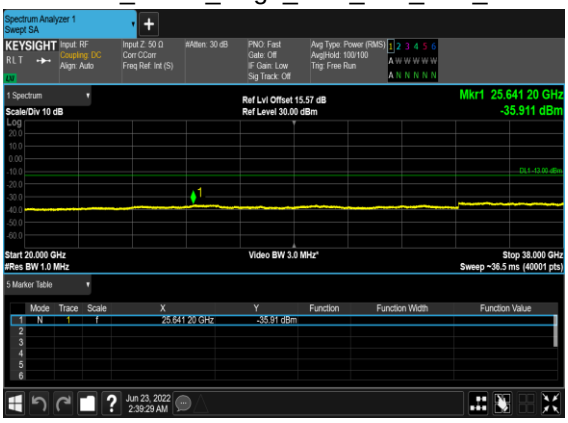

N78(50M)_DFT-s-OFDM_QPSK_Edge_1RB_Left_Low_CH

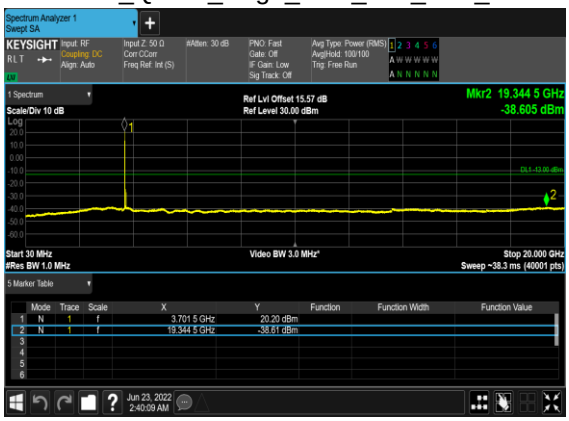

N78(50M)_DFT-s-OFDM_QPSK_Edge_1RB_Left_Low_CH

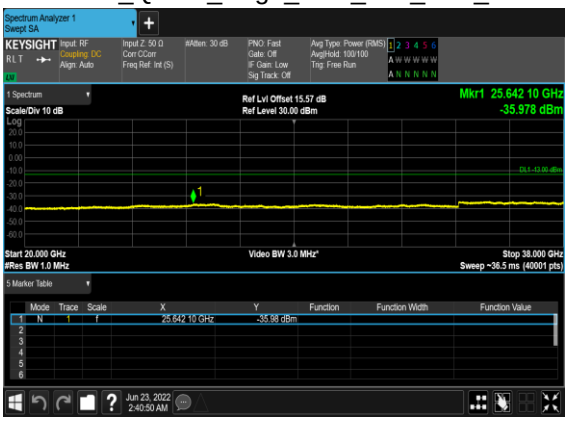

N78(50M)_DFT-s-OFDM_BPSK_Edge_1RB_Left_Mid_CH

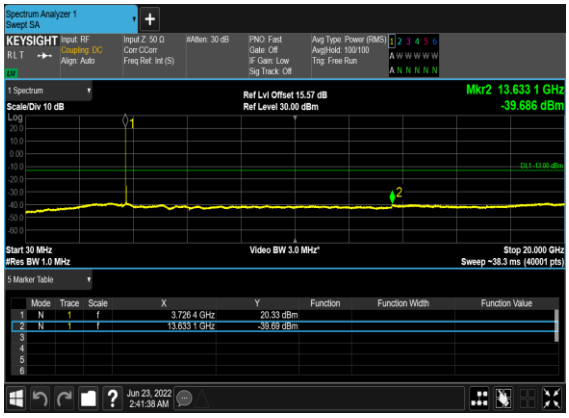

N78(50M)_DFT-s-OFDM_BPSK_Edge_1RB_Left_Mid_CH

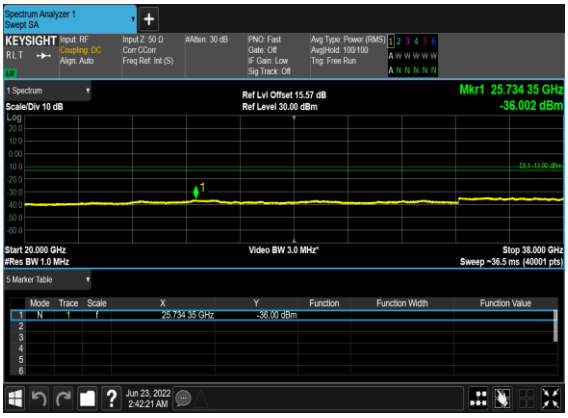

N78(50M)_DFT-s-OFDM_QPSK_Edge_1RB_Left_Mid_CH

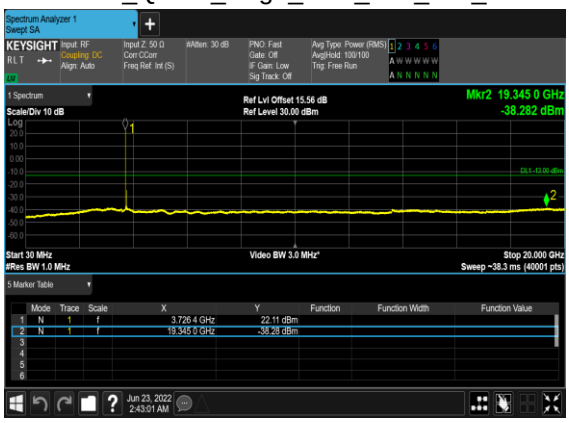

N78(50M)_DFT-s-OFDM_QPSK_Edge_1RB_Left_Mid_CH

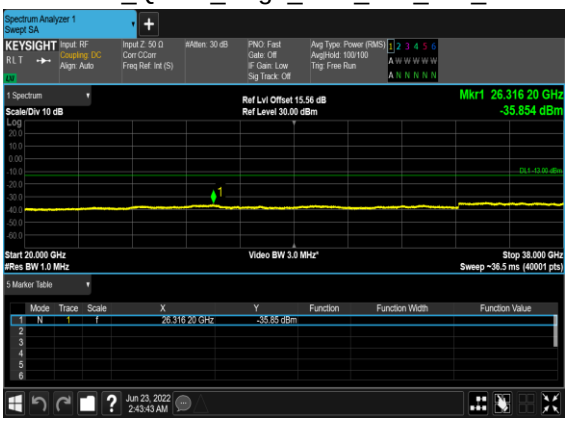

N78(50M)_DFT-s-OFDM_BPSK_Edge_1RB_Left_High_CH

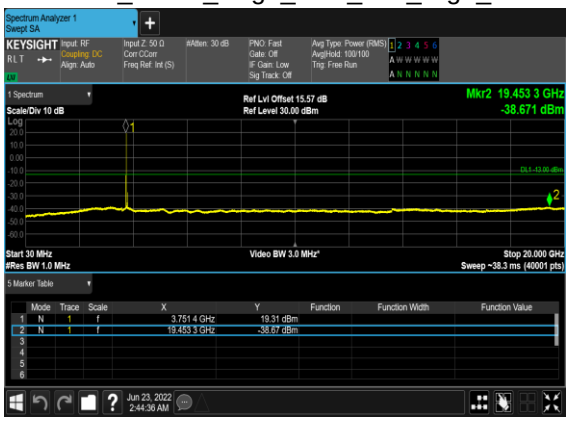

N78(50M)_DFT-s-OFDM_BPSK_Edge_1RB_Left_High_CH

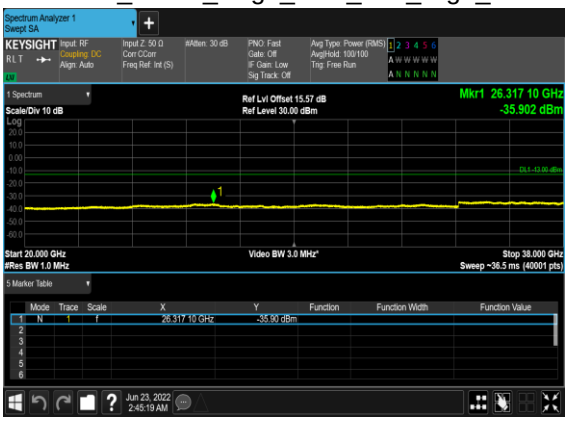

N78(50M)_DFT-s-OFDM_QPSK_Edge_1RB_Left_High_CH

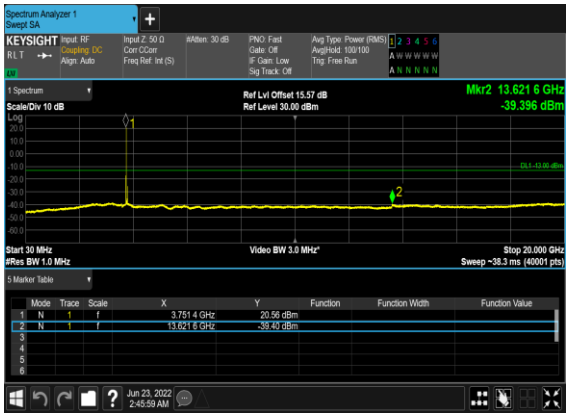

N78(50M)_DFT-s-OFDM_QPSK_Edge_1RB_Left_High_CH

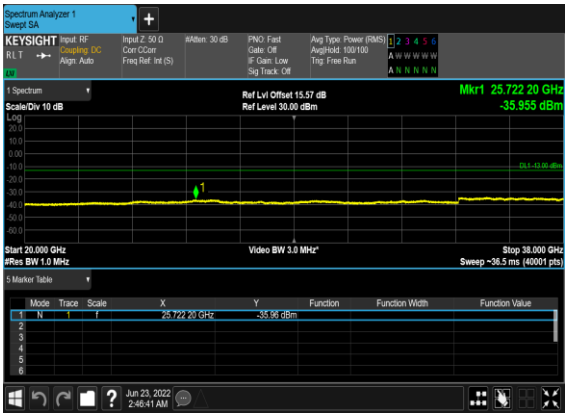

N78(100M)_DFT-s-OFDM_BPSK_Edge_1RB_Left_Mid_CH

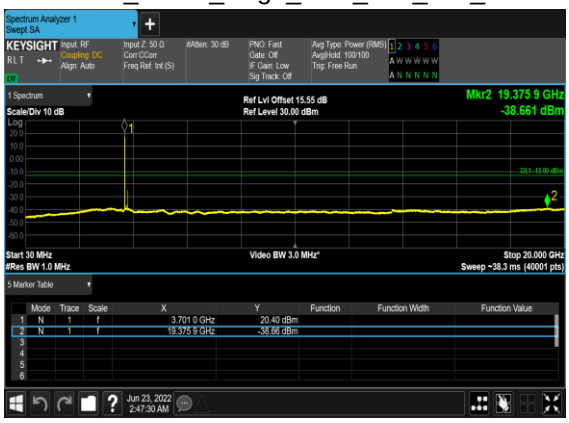

N78(100M)_DFT-s-OFDM_BPSK_Edge_1RB_Left_Mid_CH

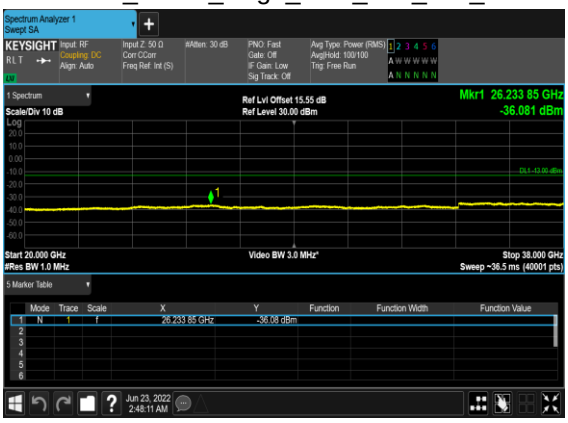

N78(100M)_DFT-s-OFDM_QPSK_Edge_1RB_Left_Mid_CH

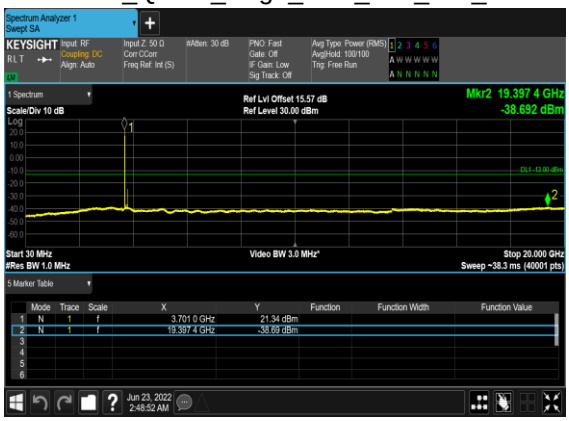

N78(100M)_DFT-s-OFDM_QPSK_Edge_1RB_Left_Mid_CH

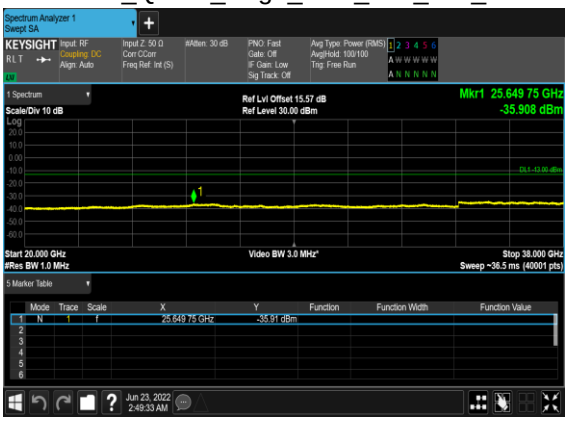

Conducted Band Edge

NR Band	SCS (kHz)	Bandwidth (MHz)	Arfcn	Freq (MHz)	Modulation	RB	Result	Verdict
78	30	10	647000	3705.0	DFT-s-OFDM BPSK	1@0	see graph	**PASS**
78	30	10	647000	3705.0	DFT-s-OFDM QPSK	1@0	see graph	**PASS**
78	30	10	647000	3705.0	DFT-s-OFDM BPSK	24@0	see graph	**PASS**
78	30	10	647000	3705.0	DFT-s-OFDM QPSK	24@0	see graph	**PASS**
78	30	10	653000	3795.0	DFT-s-OFDM BPSK	1@23	see graph	**PASS**
78	30	10	653000	3795.0	DFT-s-OFDM QPSK	1@23	see graph	**PASS**
78	30	10	653000	3795.0	DFT-s-OFDM BPSK	24@0	see graph	**PASS**
78	30	10	653000	3795.0	DFT-s-OFDM QPSK	24@0	see graph	**PASS**
78	30	50	648334	3725.01	DFT-s-OFDM BPSK	1@0	see graph	**PASS**
78	30	50	648334	3725.01	DFT-s-OFDM QPSK	1@0	see graph	**PASS**
78	30	50	648334	3725.01	DFT-s-OFDM BPSK	128@0	see graph	**PASS**
78	30	50	648334	3725.01	DFT-s-OFDM QPSK	128@0	see graph	**PASS**
78	30	50	651666	3774.99	DFT-s-OFDM BPSK	1@132	see graph	**PASS**
78	30	50	651666	3774.99	DFT-s-OFDM QPSK	1@132	see graph	**PASS**
78	30	50	651666	3774.99	DFT-s-OFDM BPSK	128@0	see graph	**PASS**
78	30	50	651666	3774.99	DFT-s-OFDM QPSK	128@0	see graph	**PASS**
78	30	100	650000	3750.0	DFT-s-OFDM BPSK	1@0	see graph	**PASS**
78	30	100	650000	3750.0	DFT-s-OFDM QPSK	1@0	see graph	**PASS**
78	30	100	650000	3750.0	DFT-s-OFDM BPSK	1@272	see graph	**PASS**
78	30	100	650000	3750.0	DFT-s-OFDM QPSK	1@272	see graph	**PASS**
78	30	100	650000	3750.0	DFT-s-OFDM BPSK	270@0	see graph	**PASS**
78	30	100	650000	3750.0	DFT-s-OFDM QPSK	270@0	see graph	**PASS**

N78(10M)_DFT-s-OFDM_BPSK_Edge_1RB_Left_Low_CH

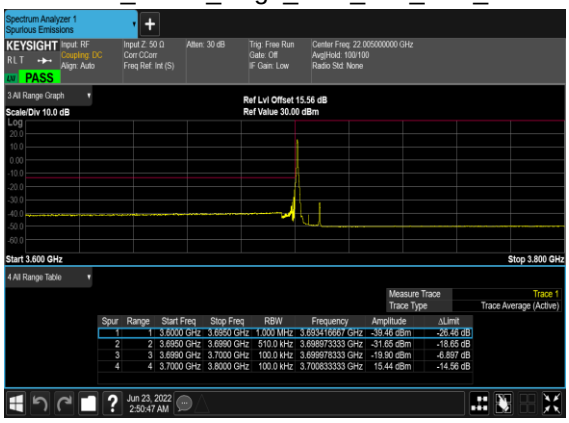

N78(10M)_DFT-s-OFDM_QPSK_Edge_1RB_Left_Low_CH

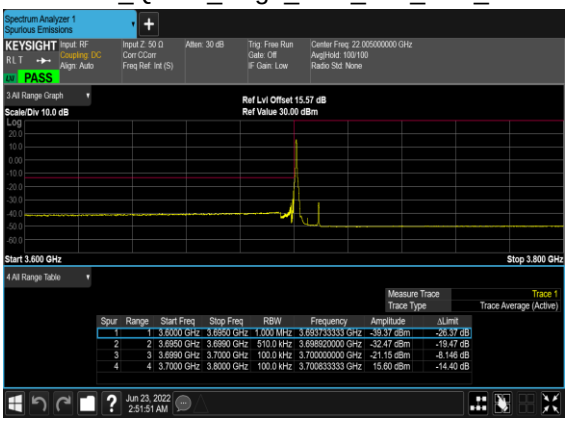

N78(10M)_DFT-s-OFDM_BPSK_Outer_Full_Low_CH

N78(10M)_DFT-s-OFDM_QPSK_Outer_Full_Low_CH

N78(10M)_DFT-s-OFDM_BPSK_Edge_1RB_Right_High_CH

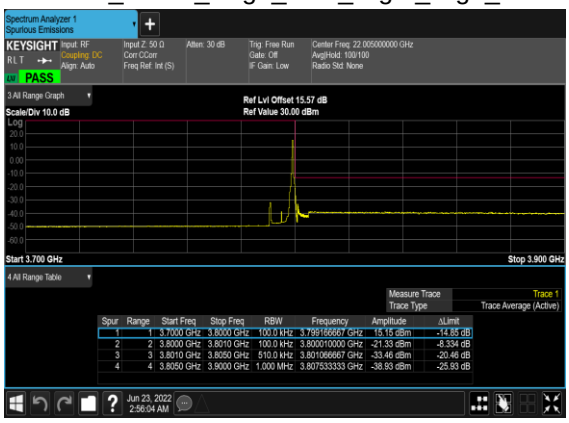

N78(10M)_DFT-s-OFDM_QPSK_Edge_1RB_Right_High_CH

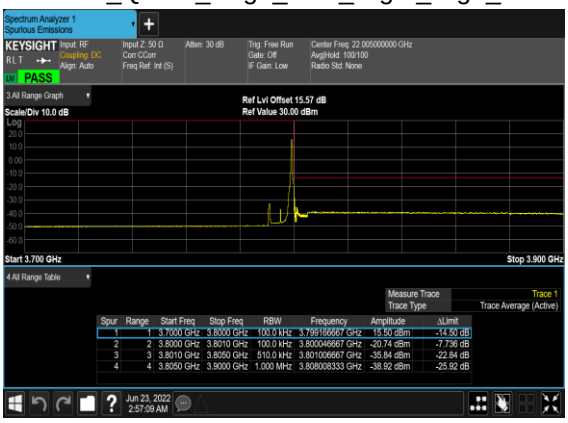

N78(10M)_DFT-s-OFDM_BPSK_Outer_Full_High_CH

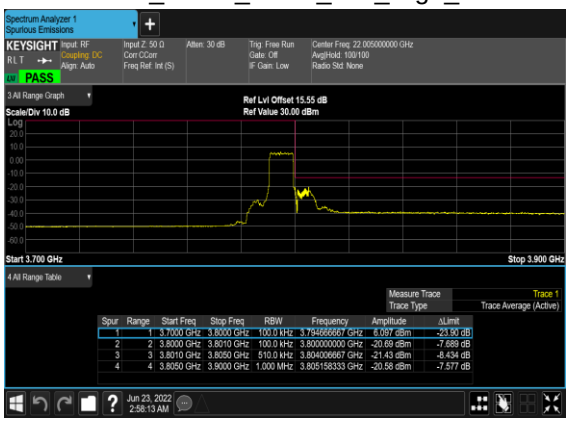

N78(10M)_DFT-s-OFDM_QPSK_Outer_Full_High_CH

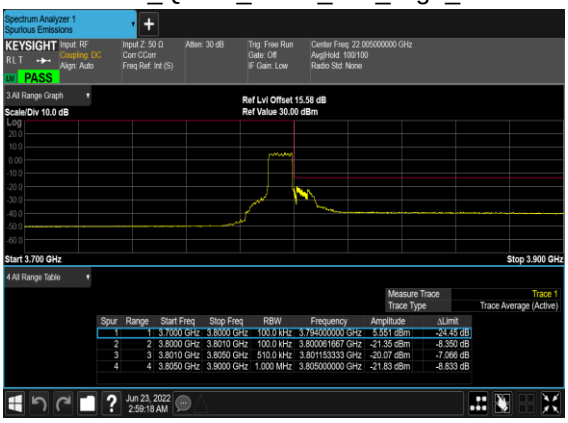

N78(50M)_DFT-s-OFDM_BPSK_Edge_1RB_Left_Low_CH

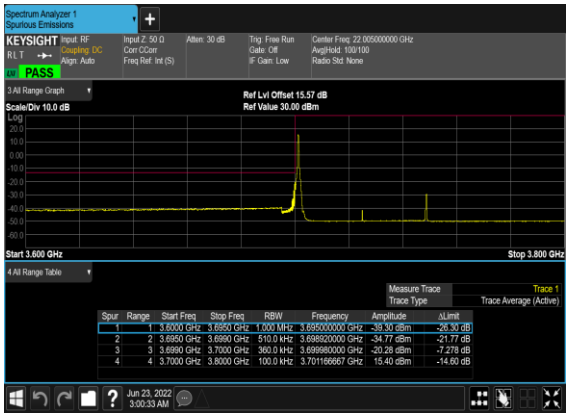

N78(50M)_DFT-s-OFDM_QPSK_Edge_1RB_Left_Low_CH

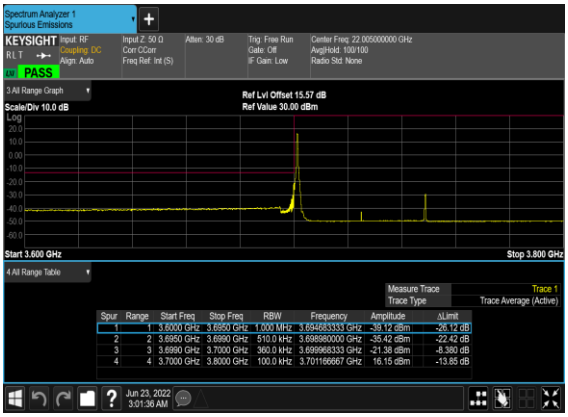

N78(50M)_DFT-s-OFDM_BPSK_Outer_Full_Low_CH

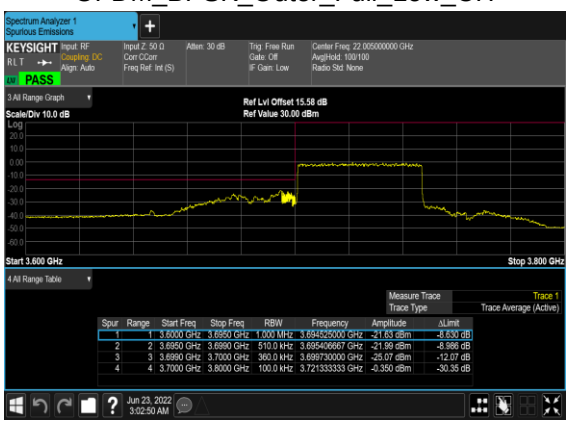

N78(50M)_DFT-s-OFDM_QPSK_Outer_Full_Low_CH

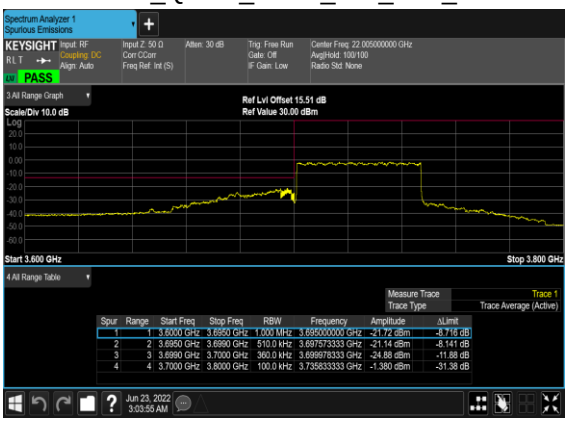

N78(50M)_DFT-s-OFDM_BPSK_Edge_1RB_Right_High_CH

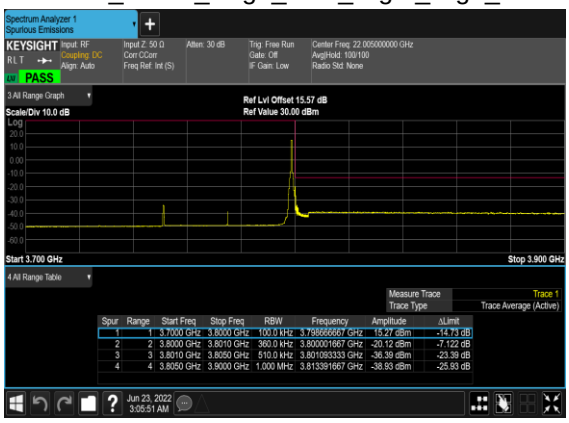

N78(50M)_DFT-s-OFDM_QPSK_Edge_1RB_Right_High_CH

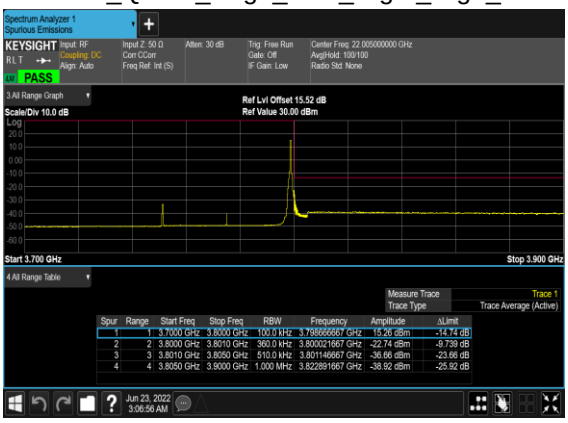

N78(50M)_DFT-s-OFDM_BPSK_Outer_Full_High_CH

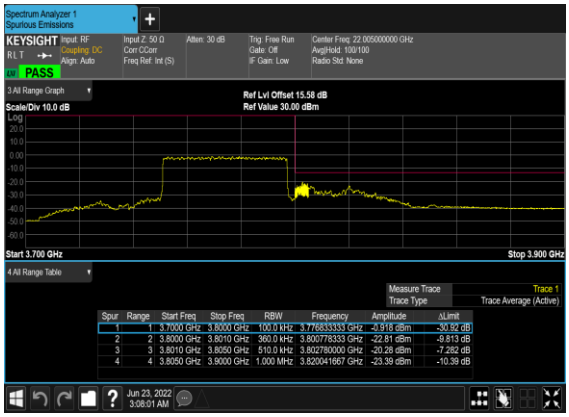

N78(50M)_DFT-s-OFDM_QPSK_Outer_Full_High_CH

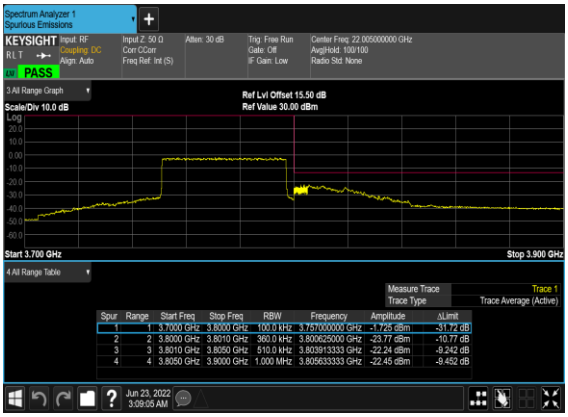

N78(100M)_DFT-s-OFDM_BPSK_Edge_1RB_Left_Mid_CH

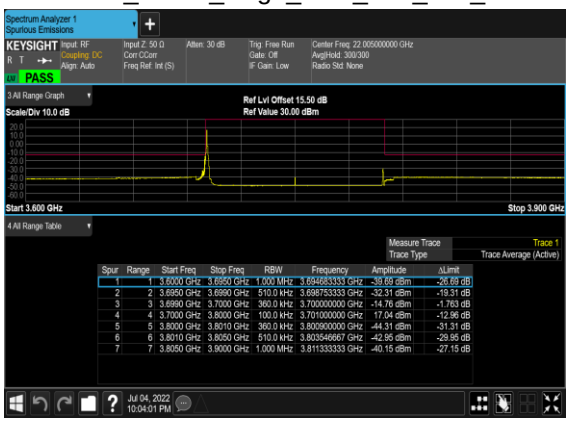

N78(100M)_DFT-s-OFDM_QPSK_Edge_1RB_Left_Mid_CH

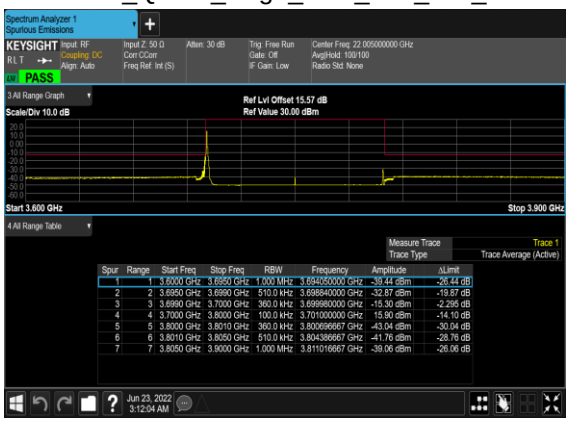

N78(100M)_DFT-s-OFDM_BPSK_Edge_1RB_Right_Mid_CH

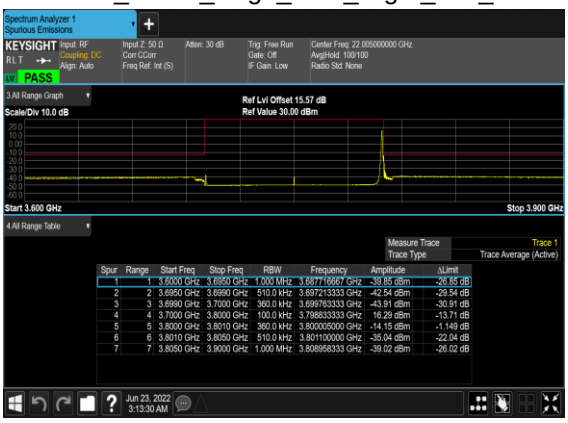

N78(100M)_DFT-s-OFDM_QPSK_Edge_1RB_Right_Mid_CH

N78(100M)_DFT-s-OFDM_BPSK_Outer_Full_Mid_CH

N78(100M)_DFT-s-OFDM_QPSK_Outer_Full_Mid_CH

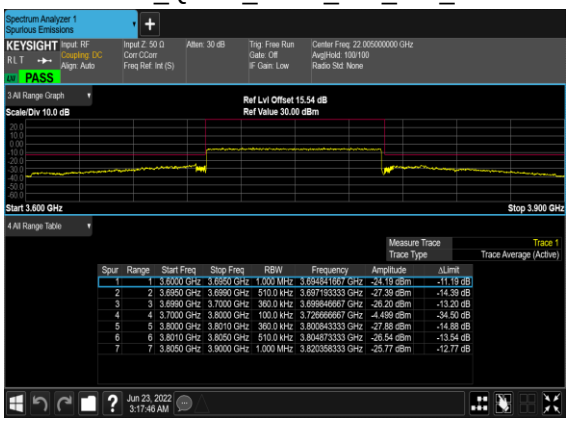

Appendix B. Test Results of Radiated Test

Radiated Spurious Emission

Test Engineer :	Levi zhuo	Temperature :	22~23℃
		Relative Humidity :	41~42%

Note: Pre-scanned harmonic for the different antenna combinations, we choose the worst antenna mode to perform final test.

SA n77 / NR 100MHz / QPSK DFT-s-OFDM / ANT6								
Channel	Frequency (MHz)	EIRP (dBm)	Limit (dBm)	Over Limit (dB)	S.G. Power (dBm)	TX Cable loss (dB)	TX Antenna Gain (dBi)	Polarization (H/V)
NR n77 Middle	7590	-62.43	-13	-49.43	-72.91	2.76	13.24	H
	11388	-61.02	-13	-48.02	-70.61	3.42	13.01	H
	15180	-59.69	-13	-46.69	-69.30	3.83	13.44	H
	7584	-59.35	-13	-46.35	-69.79	2.80	13.24	V
	11388	-60.86	-13	-47.86	-70.41	3.46	13.01	V
	15180	-59.44	-13	-46.44	-69.00	3.88	13.44	V

Remark: Spurious emissions within 30-1000MHz were found more than 20dB below limit line.

SA n78 / NR 100MHz / QPSK DFT-s-OFDM / ANT6								
Channel	Frequency (MHz)	EIRP (dBm)	Limit (dBm)	Over Limit (dB)	S.G. Power (dBm)	TX Cable loss (dB)	TX Antenna Gain (dBi)	Polarization (H/V)
NR n77 Middle	7410	-63.35	-13	-50.35	-73.83	2.76	13.24	H
	11112	-60.05	-13	-47.05	-69.64	3.42	13.01	H
	14820	-60.11	-13	-47.11	-69.72	3.83	13.44	H
	7410	-62.87	-13	-49.87	-73.31	2.80	13.24	V
	11112	-60.30	-13	-47.30	-69.85	3.46	13.01	V
	14820	-59.97	-13	-46.97	-69.53	3.88	13.44	V

Remark: Spurious emissions within 30-1000MHz were found more than 20dB below limit line.

EN-DC_2A_n78 / LTE 10MHz + NR 100MHz / QPSK / ANT3 (LTE) & ANT6(NR)								
Channel	Frequency (MHz)	EIRP (dBm)	Limit (dBm)	Over Limit (dB)	S.G. Power (dBm)	TX Cable loss (dB)	TX Antenna Gain (dBi)	Polarization (H/V)
Middle	7410	-62.28	-13	-49.28	-72.76	2.76	13.24	H
	11112	-59.73	-13	-46.73	-69.32	3.42	13.01	H
	14820	-58.77	-13	-45.77	-68.38	3.83	13.44	H
	7410	-62.76	-13	-49.76	-73.20	2.80	13.24	V
	11112	-59.28	-13	-46.28	-68.83	3.46	13.01	V
	14820	-59.11	-13	-46.11	-68.67	3.88	13.44	V

Remark: Spurious emissions within 30-1000MHz were found more than 20dB below limit line.

EN-DC_5A_n78 / LTE 10MHz + NR 100MHz / QPSK / ANT1 (LTE) & ANT6(NR)								
Channel	Frequency (MHz)	EIRP (dBm)	Limit (dBm)	Over Limit (dB)	S.G. Power (dBm)	TX Cable loss (dB)	TX Antenna Gain (dBi)	Polarization (H/V)
Middle	7410	-62.14	-13	-49.14	-72.62	2.76	13.24	H
	11112	-59.58	-13	-46.58	-69.17	3.42	13.01	H
	14820	-59.13	-13	-46.13	-68.74	3.83	13.44	H
	7410	-62.28	-13	-49.28	-72.72	2.80	13.24	V
	11112	-59.60	-13	-46.60	-69.15	3.46	13.01	V
	14820	-58.82	-13	-45.82	-68.38	3.88	13.44	V

Remark: Spurious emissions within 30-1000MHz were found more than 20dB below limit line.

EN-DC_7A_n78 / LTE 10MHz + NR 100MHz / QPSK / ANT1 (LTE) & ANT6(NR)								
Channel	Frequency (MHz)	EIRP (dBm)	Limit (dBm)	Over Limit (dB)	S.G. Power (dBm)	TX Cable loss (dB)	TX Antenna Gain (dBi)	Polarization (H/V)
Middle	7410	-62.59	-13	-49.59	-73.07	2.76	13.24	H
	11112	-59.55	-13	-46.55	-69.14	3.42	13.01	H
	14820	-59.28	-13	-46.28	-68.89	3.83	13.44	H
	7410	-61.85	-13	-48.85	-72.29	2.80	13.24	V
	11112	-58.69	-13	-45.69	-68.24	3.46	13.01	V
	14820	-58.25	-13	-45.25	-67.81	3.88	13.44	V

Remark: Spurious emissions within 30-1000MHz were found more than 20dB below limit line.

EN-DC_38A_n78 / LTE 10MHz + NR 100MHz / QPSK / ANT1 (LTE) & ANT6(NR)								
Channel	Frequency (MHz)	EIRP (dBm)	Limit (dBm)	Over Limit (dB)	S.G. Power (dBm)	TX Cable loss (dB)	TX Antenna Gain (dBi)	Polarization (H/V)
Middle	7410	-62.14	-13	-49.14	-72.62	2.76	13.24	H
	11112	-60.02	-13	-47.02	-69.61	3.42	13.01	H
	14820	-58.71	-13	-45.71	-68.32	3.83	13.44	H
	7410	-62.72	-13	-49.72	-73.16	2.80	13.24	V
	11112	-59.49	-13	-46.49	-69.04	3.46	13.01	V
	14820	-59.17	-13	-46.17	-68.73	3.88	13.44	V

Remark: Spurious emissions within 30-1000MHz were found more than 20dB below limit line.

EN-DC_41A_n78 / LTE 10MHz + NR 100MHz / QPSK / ANT1 (LTE) & ANT6(NR)								
Channel	Frequency (MHz)	EIRP (dBm)	Limit (dBm)	Over Limit (dB)	S.G. Power (dBm)	TX Cable loss (dB)	TX Antenna Gain (dBi)	Polarization (H/V)
Middle	7410	-62.40	-13	-49.40	-72.88	2.76	13.24	H
	11112	-59.70	-13	-46.70	-69.29	3.42	13.01	H
	14820	-59.10	-13	-46.10	-68.71	3.83	13.44	H
	7410	-62.62	-13	-49.62	-73.06	2.80	13.24	V
	11112	-60.05	-13	-47.05	-69.60	3.46	13.01	V
	14820	-58.85	-13	-45.85	-68.41	3.88	13.44	V

Remark: Spurious emissions within 30-1000MHz were found more than 20dB below limit line.

EN-DC_66A_n78 / LTE 10MHz + NR 100MHz / QPSK / ANT1 (LTE) & ANT6(NR)								
Channel	Frequency (MHz)	EIRP (dBm)	Limit (dBm)	Over Limit (dB)	S.G. Power (dBm)	TX Cable loss (dB)	TX Antenna Gain (dBi)	Polarization (H/V)
Middle	7410	-62.39	-13	-49.39	-72.87	2.76	13.24	H
	11112	-59.34	-13	-46.34	-68.93	3.42	13.01	H
	14820	-58.73	-13	-45.73	-68.34	3.83	13.44	H
	7410	-62.68	-13	-49.68	-73.12	2.80	13.24	V
	11112	-59.83	-13	-46.83	-69.38	3.46	13.01	V
	14820	-58.82	-13	-45.82	-68.38	3.88	13.44	V

Remark: Spurious emissions within 30-1000MHz were found more than 20dB below limit line.