N78(10M)_DFT-s-OFDM_QPSK_Edge_1RB_Left_Mid_CH

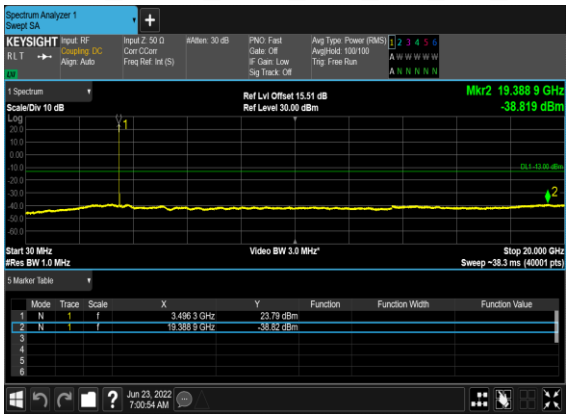

N78(10M)_DFT-s-OFDM_QPSK_Edge_1RB_Left_Mid_CH

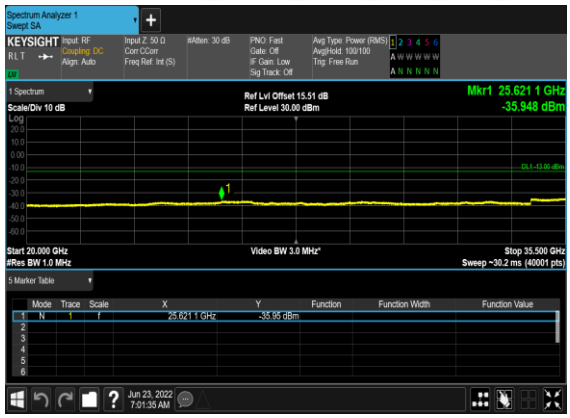

N78(10M)_DFT-s-OFDM_BPSK_Edge_1RB_Left_High_CH

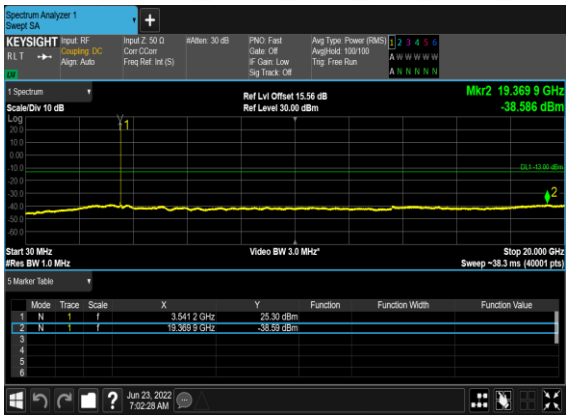

N78(10M)_DFT-s-OFDM_BPSK_Edge_1RB_Left_High_CH

N78(10M)_DFT-s-OFDM_QPSK_Edge_1RB_Left_High_CH

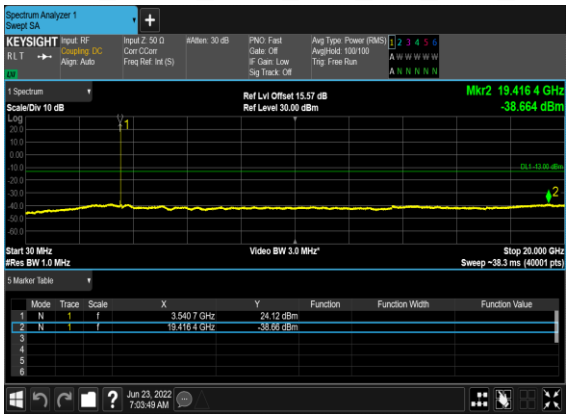

N78(10M)_DFT-s-OFDM_QPSK_Edge_1RB_Left_High_CH

N78(50M)_DFT-s-OFDM_BPSK_Edge_1RB_Left_Low_CH

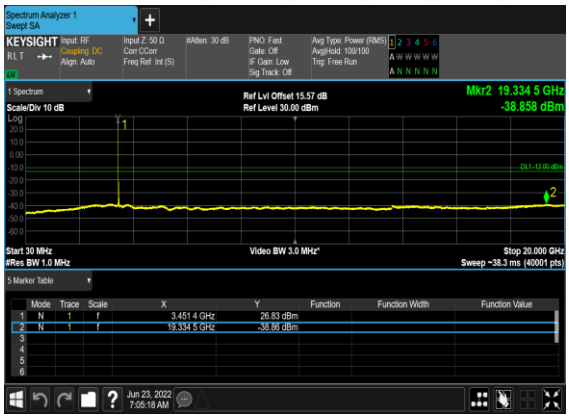

N78(50M)_DFT-s-OFDM_BPSK_Edge_1RB_Left_Low_CH

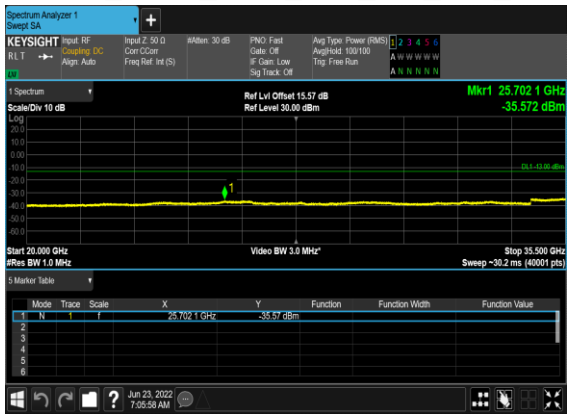

N78(50M)_DFT-s-OFDM_QPSK_Edge_1RB_Left_Low_CH

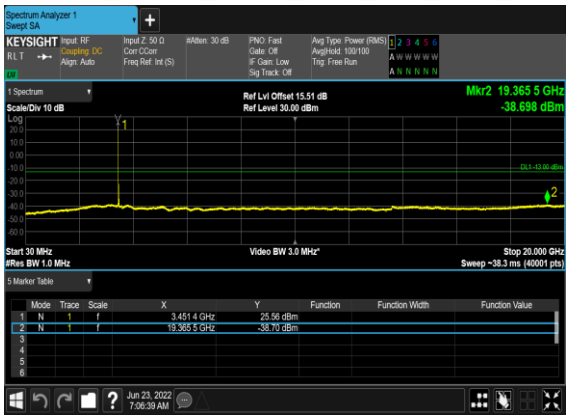

N78(50M)_DFT-s-OFDM_QPSK_Edge_1RB_Left_Low_CH

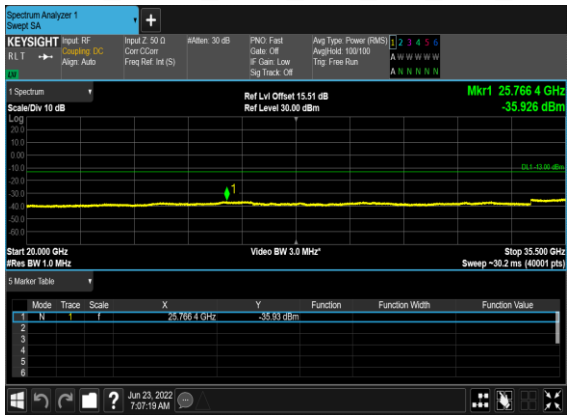

N78(50M)_DFT-s-OFDM_BPSK_Edge_1RB_Left_Mid_CH

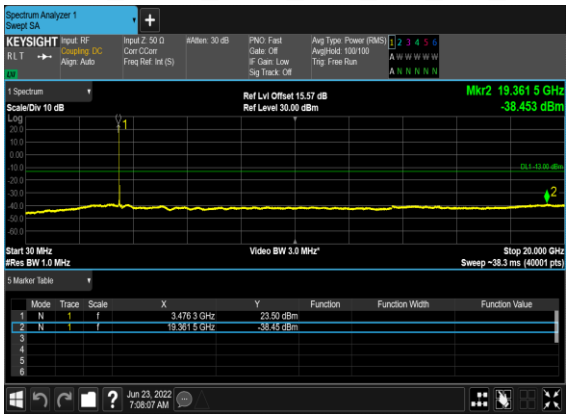

N78(50M)_DFT-s-OFDM_BPSK_Edge_1RB_Left_Mid_CH

N78(50M)_DFT-s-OFDM_QPSK_Edge_1RB_Left_Mid_CH

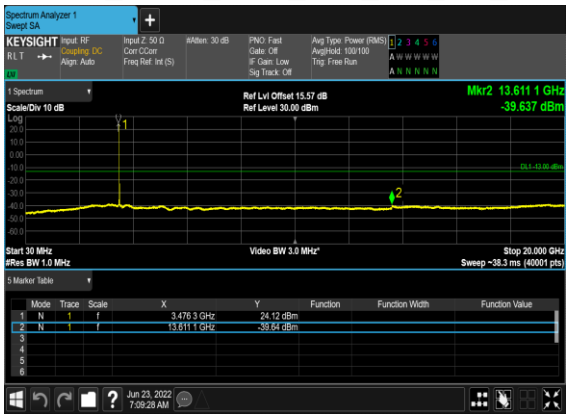

N78(50M)_DFT-s-OFDM_QPSK_Edge_1RB_Left_Mid_CH

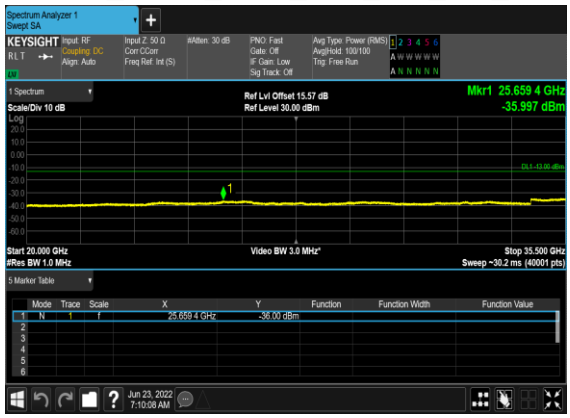

N78(50M)_DFT-s-OFDM_BPSK_Edge_1RB_Left_High_CH

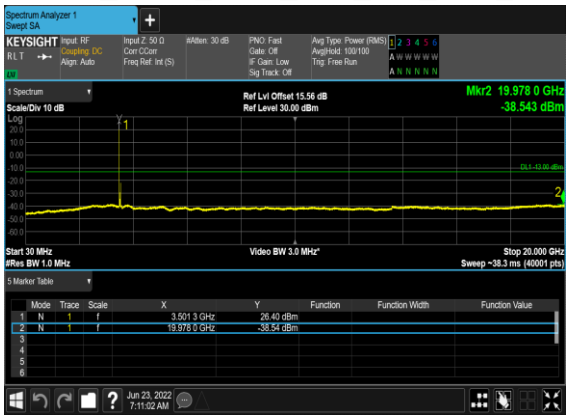

N78(50M)_DFT-s-OFDM_BPSK_Edge_1RB_Left_High_CH

N78(50M)_DFT-s-OFDM_QPSK_Edge_1RB_Left_High_CH

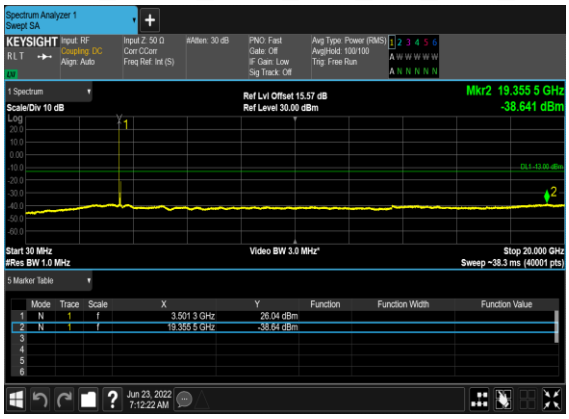

N78(50M)_DFT-s-OFDM_QPSK_Edge_1RB_Left_High_CH

N78(100M)_DFT-s-OFDM_BPSK_Edge_1RB_Left_Mid_CH

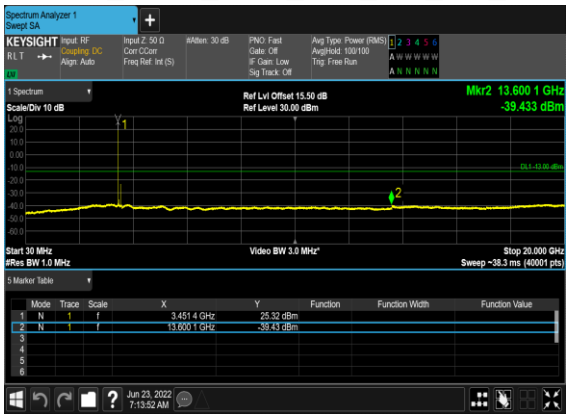

N78(100M)_DFT-s-OFDM_BPSK_Edge_1RB_Left_Mid_CH

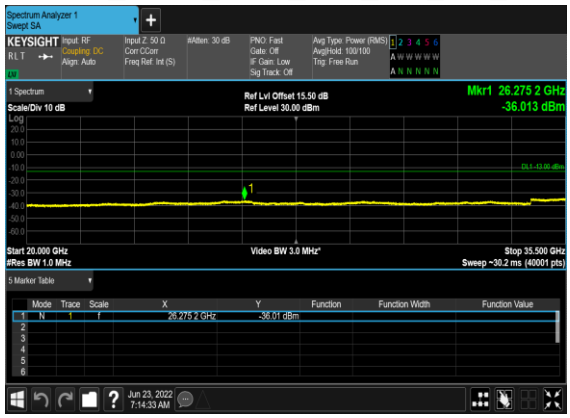

N78(100M)_DFT-s-OFDM_QPSK_Edge_1RB_Left_Mid_CH

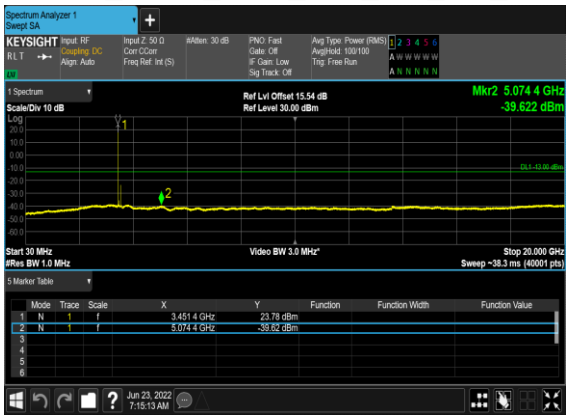

N78(100M)_DFT-s-OFDM_QPSK_Edge_1RB_Left_Mid_CH

Conducted Band Edge

NR Band	SCS (kHz)	Bandwidth (MHz)	Arfcn	Freq (MHz)	Modulation	RB	Result	Verdict
78	30	10	630334	3455.01	DFT-s-OFDM BPSK	1@0	see graph	**PASS**
78	30	10	630334	3455.01	DFT-s-OFDM QPSK	1@0	see graph	**PASS**
78	30	10	630334	3455.01	DFT-s-OFDM BPSK	24@0	see graph	**PASS**
78	30	10	630334	3455.01	DFT-s-OFDM QPSK	24@0	see graph	**PASS**
78	30	10	636332	3544.98	DFT-s-OFDM BPSK	1@23	see graph	**PASS**
78	30	10	636332	3544.98	DFT-s-OFDM QPSK	1@23	see graph	**PASS**
78	30	10	636332	3544.98	DFT-s-OFDM BPSK	24@0	see graph	**PASS**
78	30	10	636332	3544.98	DFT-s-OFDM QPSK	24@0	see graph	**PASS**
78	30	50	631668	3475.02	DFT-s-OFDM BPSK	1@0	see graph	**PASS**
78	30	50	631668	3475.02	DFT-s-OFDM QPSK	1@0	see graph	**PASS**
78	30	50	631668	3475.02	DFT-s-OFDM BPSK	128@0	see graph	**PASS**
78	30	50	631668	3475.02	DFT-s-OFDM QPSK	128@0	see graph	**PASS**
78	30	50	635000	3525.0	DFT-s-OFDM BPSK	1@132	see graph	**PASS**
78	30	50	635000	3525.0	DFT-s-OFDM QPSK	1@132	see graph	**PASS**
78	30	50	635000	3525.0	DFT-s-OFDM BPSK	128@0	see graph	**PASS**
78	30	50	635000	3525.0	DFT-s-OFDM QPSK	128@0	see graph	**PASS**
78	30	100	633334	3500.01	DFT-s-OFDM BPSK	1@0	see graph	**PASS**
78	30	100	633334	3500.01	DFT-s-OFDM QPSK	1@0	see graph	**PASS**
78	30	100	633334	3500.01	DFT-s-OFDM BPSK	1@272	see graph	**PASS**
78	30	100	633334	3500.01	DFT-s-OFDM QPSK	1@272	see graph	**PASS**
78	30	100	633334	3500.01	DFT-s-OFDM BPSK	270@0	see graph	**PASS**
78	30	100	633334	3500.01	DFT-s-OFDM QPSK	270@0	see graph	**PASS**

N78(10M)_DFT-s-OFDM_BPSK_Edge_1RB_Left_Low_CH

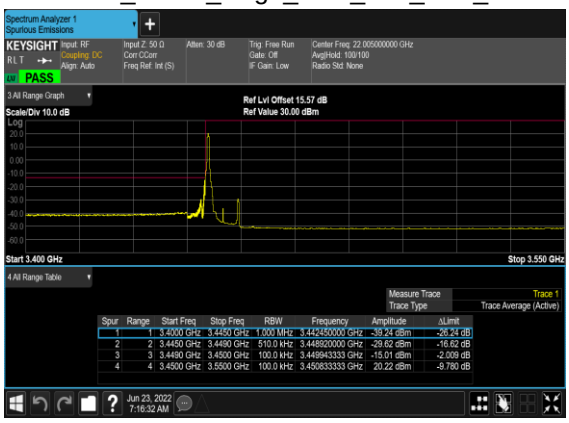

N78(10M)_DFT-s-OFDM_QPSK_Edge_1RB_Left_Low_CH

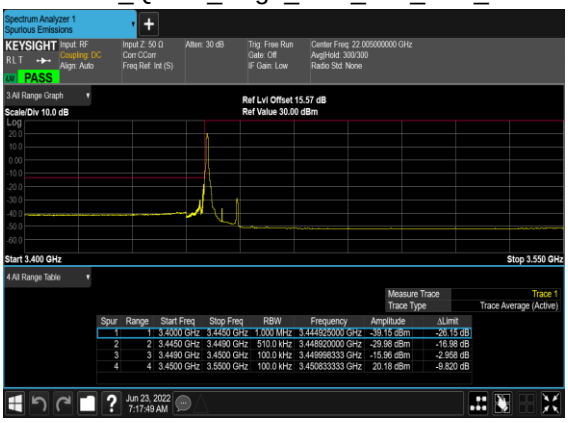

N78(10M)_DFT-s-OFDM_BPSK_Outer_Full_Low_CH

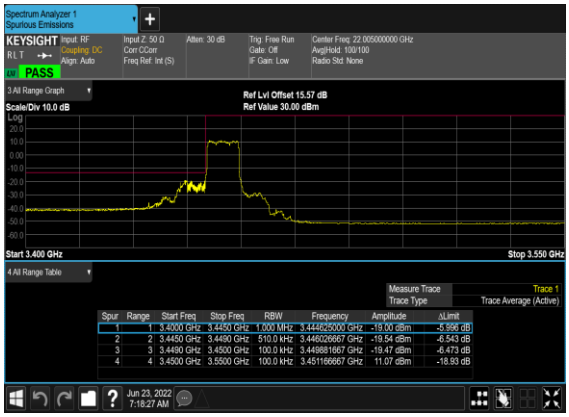

N78(10M)_DFT-s-OFDM_QPSK_Outer_Full_Low_CH

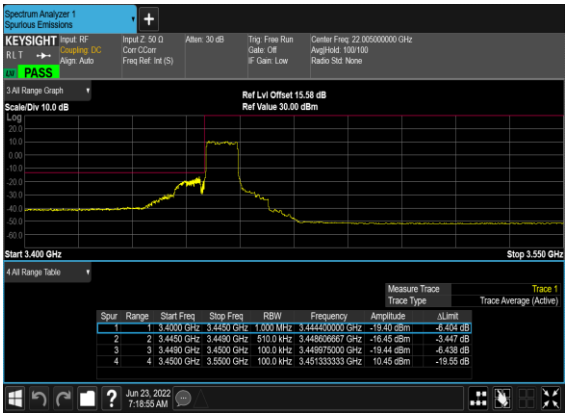

N78(10M)_DFT-s-OFDM_BPSK_Edge_1RB_Right_High_CH

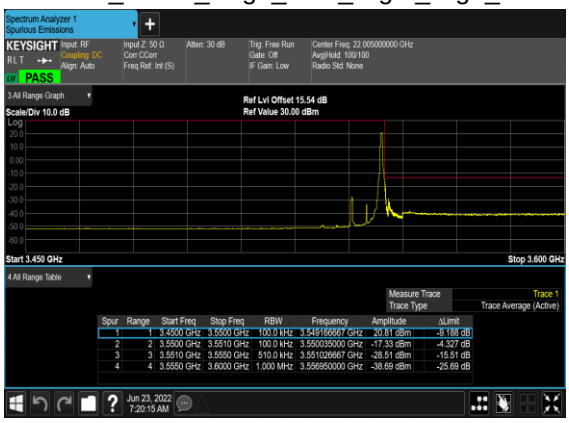

N78(10M)_DFT-s-OFDM_QPSK_Edge_1RB_Right_High_CH

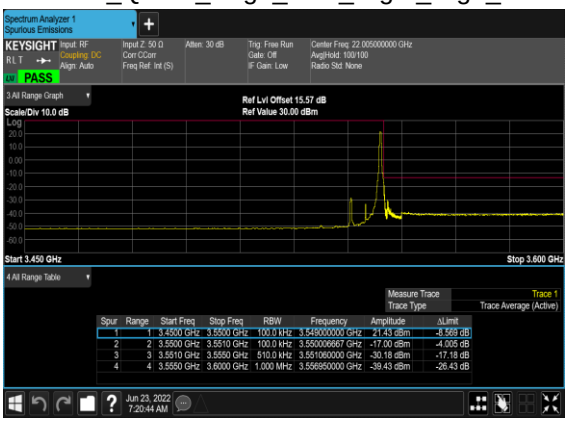

N78(10M)_DFT-s-OFDM_BPSK_Outer_Full_High_CH

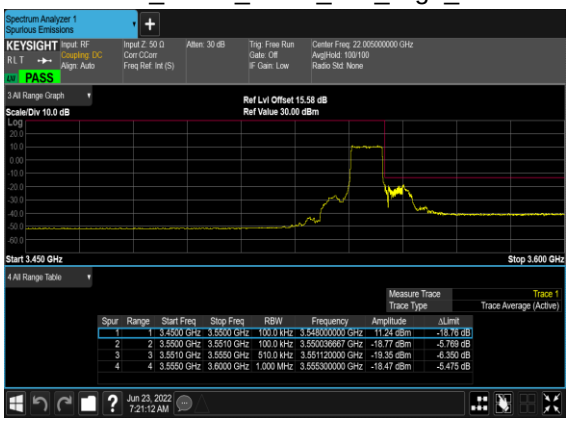

N78(10M)_DFT-s-OFDM_QPSK_Outer_Full_High_CH

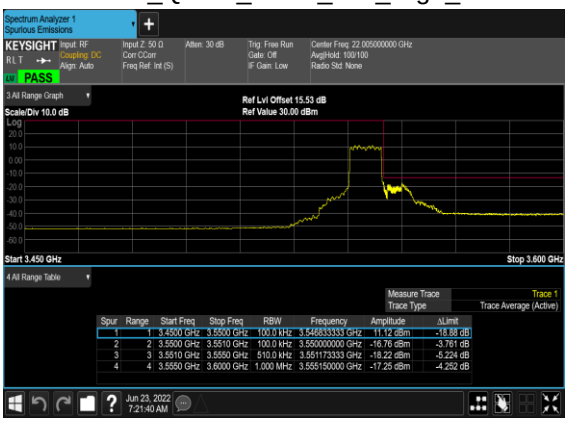

N78(50M)_DFT-s-OFDM_BPSK_Edge_1RB_Left_Low_CH

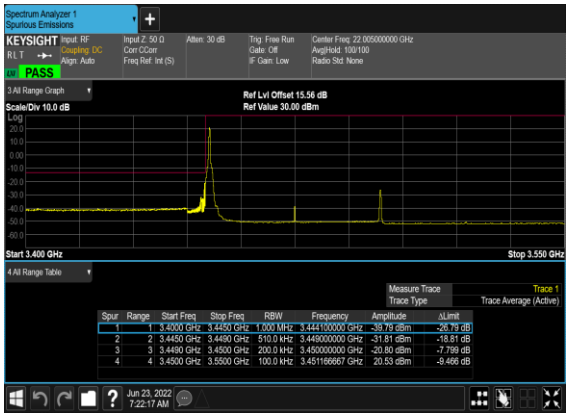

N78(50M)_DFT-s-OFDM_QPSK_Edge_1RB_Left_Low_CH

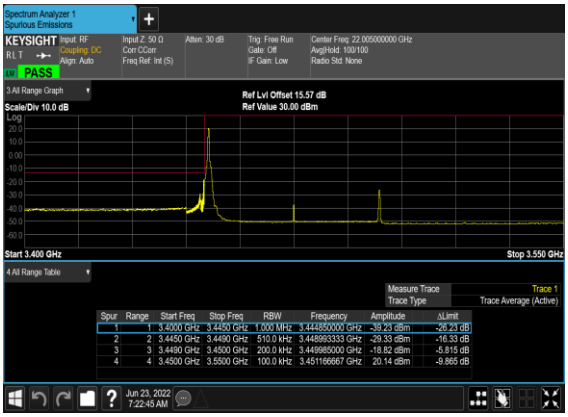

N78(50M)_DFT-s-OFDM_BPSK_Outer_Full_Low_CH

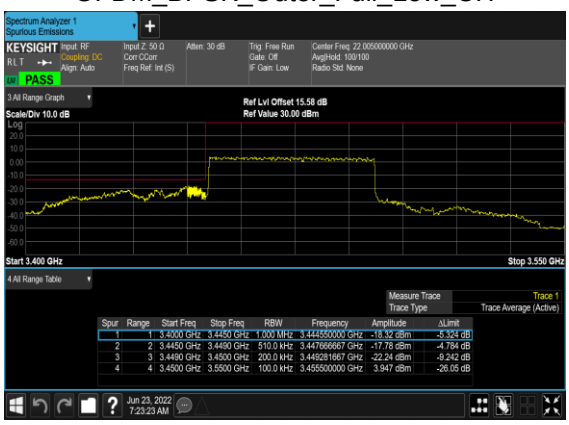

N78(50M)_DFT-s-OFDM_QPSK_Outer_Full_Low_CH

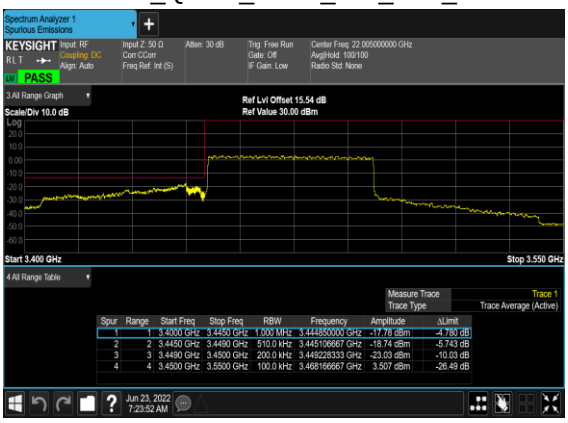

N78(50M)_DFT-s-OFDM_BPSK_Edge_1RB_Right_High_CH

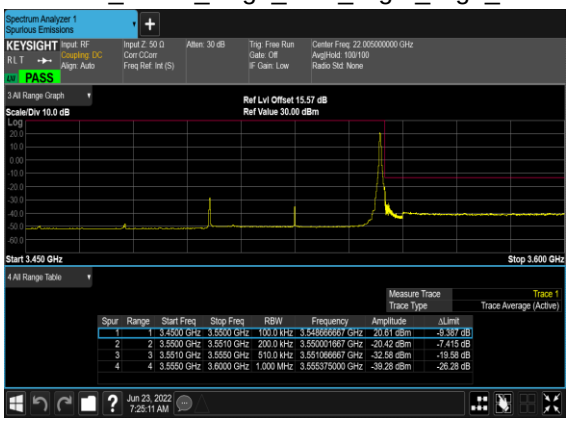

N78(50M)_DFT-s-OFDM_QPSK_Edge_1RB_Right_High_CH

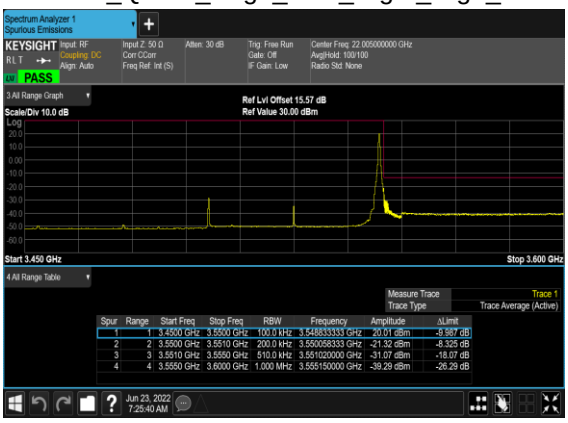

N78(50M)_DFT-s-OFDM_BPSK_Outer_Full_High_CH

N78(50M)_DFT-s-OFDM_QPSK_Outer_Full_High_CH

N78(100M)_DFT-s-OFDM_BPSK_Edge_1RB_Left_Mid_CH

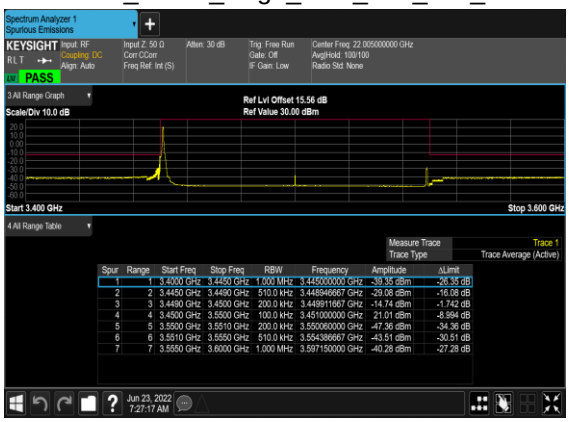

N78(100M)_DFT-s-OFDM_QPSK_Edge_1RB_Left_Mid_CH

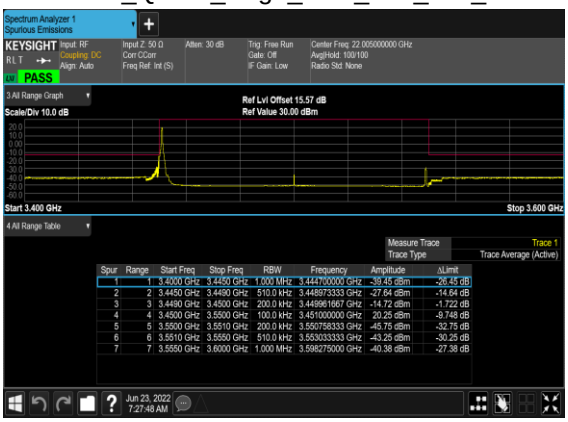

N78(100M)_DFT-s-OFDM_BPSK_Edge_1RB_Right_Mid_CH

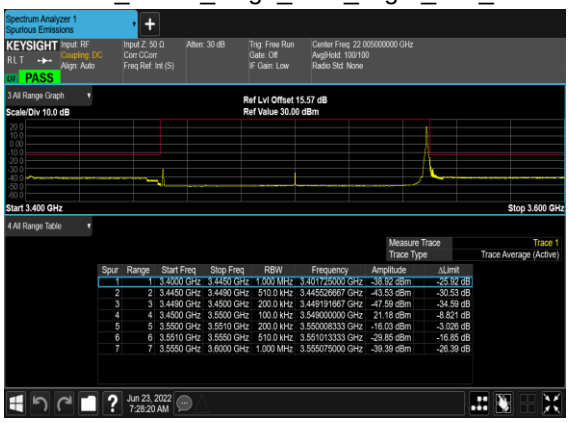

N78(100M)_DFT-s-OFDM_QPSK_Edge_1RB_Right_Mid_CH

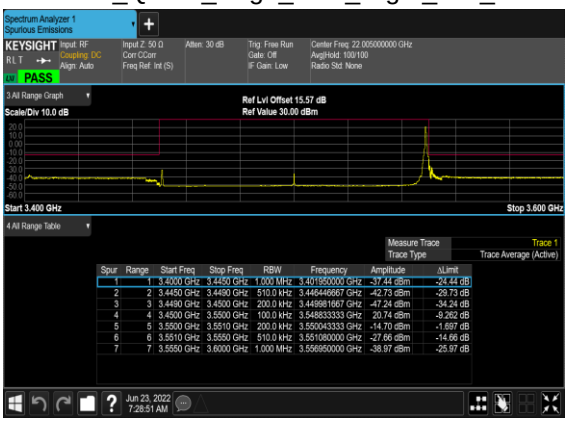

N78(100M)_DFT-s-OFDM_BPSK_Outer_Full_Mid_CH

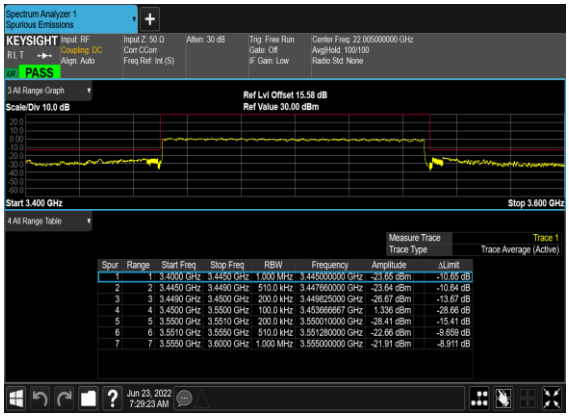

N78(100M)_DFT-s-OFDM_QPSK_Outer_Full_Mid_CH

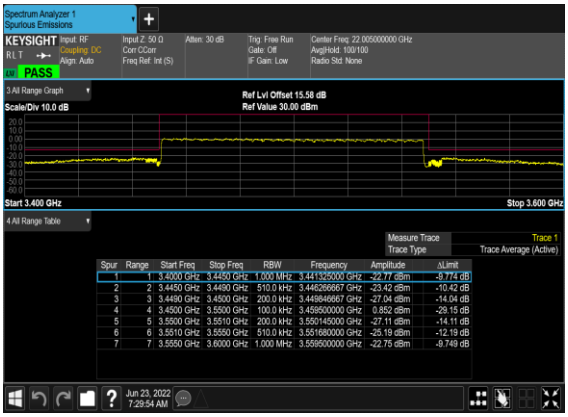

Appendix B. Test Results of Radiated Test

Radiated Spurious Emission

Test Engineer :	Levi zhuo	Temperature :	22~23℃
		Relative Humidity :	41~42%

Note: Pre-scanned harmonic for the different antenna combinations, we choose the worst antenna mode to perform final test.

n78(HPUE) SA / NR 100MHz / QPSK / ANT6								
Channel	Frequency (MHz)	EIRP (dBm)	Limit (dBm)	Over Limit (dB)	S.G. Power (dBm)	TX Cable loss (dB)	TX Antenna Gain (dBi)	Polarization (H/V)
Middle	6912	-64.60	-13	-51.60	-75.08	2.76	13.24	H
	10368	-62.02	-13	-49.02	-71.61	3.42	13.01	H
	13818	-60.95	-13	-47.95	-70.56	3.83	13.44	H
	6906	-63.90	-13	-50.90	-74.34	2.80	13.24	V
	10368	-62.10	-13	-49.10	-71.65	3.46	13.01	V
	13818	-61.35	-13	-48.35	-70.91	3.88	13.44	V

Remark: Spurious emissions within 30-1000MHz were found more than 20dB below limit line.

EN-DC_2A_n78A / LTE 10MHz + NR 100MHz / QPSK / ANT3(LTE) & ANT6(NR)								
Channel	Frequency (MHz)	EIRP (dBm)	Limit (dBm)	Over Limit (dB)	S.G. Power (dBm)	TX Cable loss (dB)	TX Antenna Gain (dBi)	Polarization (H/V)
Middle	6912	-64.03	-13	-51.03	-74.51	2.76	13.24	H
	10368	-60.90	-13	-47.90	-70.49	3.42	13.01	H
	13818	-61.12	-13	-48.12	-70.73	3.83	13.44	H
	6912	-63.06	-13	-50.06	-73.50	2.80	13.24	V
	10368	-61.35	-13	-48.35	-70.90	3.46	13.01	V
	13818	-60.60	-13	-47.60	-70.16	3.88	13.44	V

Remark: Spurious emissions within 30-1000MHz were found more than 20dB below limit line.

EN-DC_5A_n78A / LTE 10MHz + NR 100MHz / QPSK / ANT1(LTE) & ANT6(NR)								
Channel	Frequency (MHz)	EIRP (dBm)	Limit (dBm)	Over Limit (dB)	S.G. Power (dBm)	TX Cable loss (dB)	TX Antenna Gain (dBi)	Polarization (H/V)
Middle	6912	-63.75	-13	-50.75	-74.23	2.76	13.24	H
	10368	-61.21	-13	-48.21	-70.80	3.42	13.01	H
	13818	-60.89	-13	-47.89	-70.50	3.83	13.44	H
	6912	-63.88	-13	-50.88	-74.32	2.80	13.24	V
	10368	-61.63	-13	-48.63	-71.18	3.46	13.01	V
	13818	-60.83	-13	-47.83	-70.39	3.88	13.44	V

Remark: Spurious emissions within 30-1000MHz were found more than 20dB below limit line.

EN-DC_7A_n78A / LTE 10MHz + NR 100MHz / QPSK / ANT1(LTE) & ANT6(NR)								
Channel	Frequency (MHz)	EIRP (dBm)	Limit (dBm)	Over Limit (dB)	S.G. Power (dBm)	TX Cable loss (dB)	TX Antenna Gain (dBi)	Polarization (H/V)
Middle	6912	-63.28	-13	-50.28	-73.76	2.76	13.24	H
	10368	-60.33	-13	-47.33	-69.92	3.42	13.01	H
	13818	-60.54	-13	-47.54	-70.15	3.83	13.44	H
	6912	-63.42	-13	-50.42	-73.86	2.80	13.24	V
	10368	-61.48	-13	-48.48	-71.03	3.46	13.01	V
	13818	-60.81	-13	-47.81	-70.37	3.88	13.44	V

Remark: Spurious emissions within 30-1000MHz were found more than 20dB below limit line.

EN-DC_38A_n78A / LTE 10MHz + NR 100MHz / QPSK / ANT1(LTE) & ANT6(NR)								
Channel	Frequency (MHz)	EIRP (dBm)	Limit (dBm)	Over Limit (dB)	S.G. Power (dBm)	TX Cable loss (dB)	TX Antenna Gain (dBi)	Polarization (H/V)
NR n78 Middle	6912	-63.44	-13	-50.44	-73.92	2.76	13.24	H
	10368	-59.78	-13	-46.78	-69.37	3.42	13.01	H
	13818	-60.61	-13	-47.61	-70.22	3.83	13.44	H
	6912	-63.66	-13	-50.66	-74.10	2.80	13.24	V
	10368	-60.69	-13	-47.69	-70.24	3.46	13.01	V
	13818	-60.73	-13	-47.73	-70.29	3.88	13.44	V

Remark: Spurious emissions within 30-1000MHz were found more than 20dB below limit line.

EN-DC_41A_n78A / LTE 10MHz + NR 100MHz / QPSK / ANT1(LTE) & ANT6(NR)								
Channel	Frequency (MHz)	EIRP (dBm)	Limit (dBm)	Over Limit (dB)	S.G. Power (dBm)	TX Cable loss (dB)	TX Antenna Gain (dBi)	Polarization (H/V)
Middle	6912	-63.82	-13	-50.82	-74.30	2.76	13.24	H
	10368	-59.45	-13	-46.45	-69.04	3.42	13.01	H
	13818	-60.97	-13	-47.97	-70.58	3.83	13.44	H
	6912	-63.26	-13	-50.26	-73.70	2.80	13.24	V
	10368	-60.75	-13	-47.75	-70.30	3.46	13.01	V
	13818	-60.86	-13	-47.86	-70.42	3.88	13.44	V

Remark: Spurious emissions within 30-1000MHz were found more than 20dB below limit line.

EN-DC_66A_n78A / LTE 10MHz + NR 100MHz / QPSK / ANT1(LTE) & ANT6(NR)								
Channel	Frequency (MHz)	EIRP (dBm)	Limit (dBm)	Over Limit (dB)	S.G. Power (dBm)	TX Cable loss (dB)	TX Antenna Gain (dBi)	Polarization (H/V)
Middle	6912	-63.45	-13	-50.45	-73.93	2.76	13.24	H
	10368	-61.28	-13	-48.28	-70.87	3.42	13.01	H
	13818	-60.84	-13	-47.84	-70.45	3.83	13.44	H
	6912	-63.91	-13	-50.91	-74.35	2.80	13.24	V
	10368	-61.43	-13	-48.43	-70.98	3.46	13.01	V
	13818	-60.95	-13	-47.95	-70.51	3.88	13.44	V

Remark: Spurious emissions within 30-1000MHz were found more than 20dB below limit line.

——— THE END ———