FR1 n78 / 40MHz / CP OFDM / QPSK

Lowest Channel / 1RB0

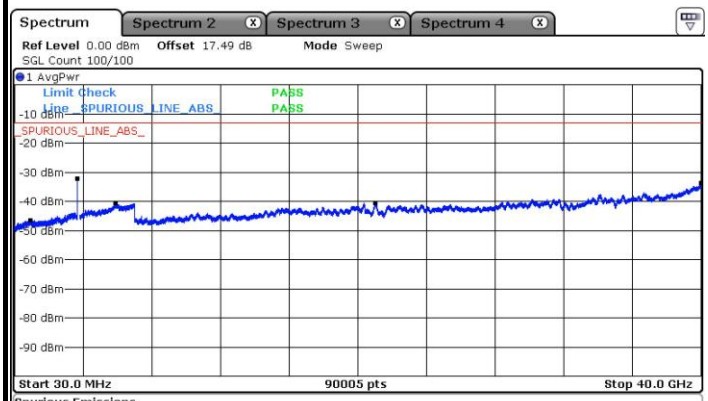

Spurious Emissions

Range Low	Range Up	RBW	Frequency	Power Abs	ΔLimit
30.000 MHz	1.000 GHz	1.000 MHz	965.45239 MHz	-46.57 dBm	-33.57 dB
1.000 GHz	3.680 GHz	1.000 MHz	3.66342 GHz	-32.10 dBm	-19.10 dB
3.825 GHz	10.000 GHz	1.000 MHz	5.87594 GHz	-40.49 dBm	-27.49 dB
10.000 GHz	25.000 GHz	1.000 MHz	21.03380 GHz	-40.52 dBm	-27.52 dB
25.000 GHz	40.000 GHz	1.000 MHz	39.99775 GHz	-33.87 dBm	-20.87 dB

Ready

Date: 29.NOV.2021 12:31:05

Middle Channel / 1RB0

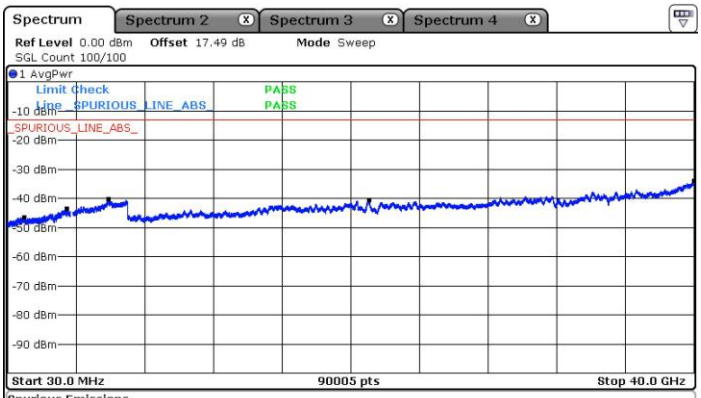

Spurious Emissions

Range Low	Range Up	RBW	Frequency	Power Abs	ΔLimit
30.000 MHz	1.000 GHz	1.000 MHz	970.30117 MHz	-46.51 dBm	-33.51 dB
1.000 GHz	3.680 GHz	1.000 MHz	3.47517 GHz	-43.67 dBm	-30.67 dB
3.825 GHz	10.000 GHz	1.000 MHz	5.88636 GHz	-40.44 dBm	-27.44 dB
10.000 GHz	25.000 GHz	1.000 MHz	21.06473 GHz	-40.55 dBm	-27.55 dB
25.000 GHz	40.000 GHz	1.000 MHz	39.99775 GHz	-34.09 dBm	-21.09 dB

Ready

Date: 29.NOV.2021 12:29:21

Highest Channel / 1RB0

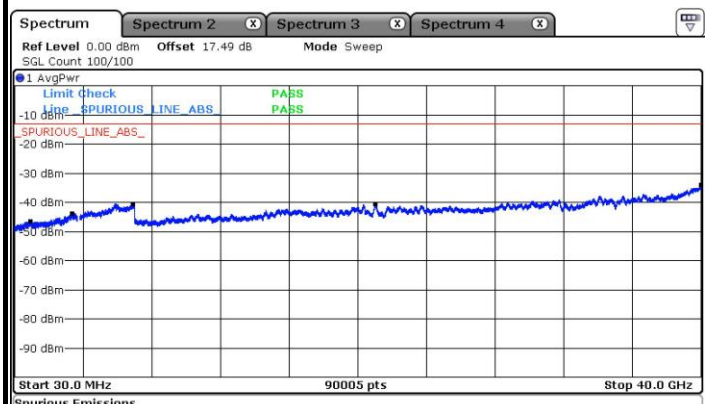

Spurious Emissions

Range Low	Range Up	RBW	Frequency	Power Abs	ΔLimit
30.000 MHz	1.000 GHz	1.000 MHz	962.30067 MHz	-46.43 dBm	-33.43 dB
1.000 GHz	3.680 GHz	1.000 MHz	3.36866 GHz	-43.78 dBm	-30.78 dB
3.825 GHz	10.000 GHz	1.000 MHz	6.91289 GHz	-40.62 dBm	-27.62 dB
10.000 GHz	25.000 GHz	1.000 MHz	21.02958 GHz	-40.58 dBm	-27.58 dB
25.000 GHz	40.000 GHz	1.000 MHz	39.98725 GHz	-34.08 dBm	-21.08 dB

Ready

Date: 29.NOV.2021 12:48:58

FR1 n78 / 50MHz / CP OFDM / QPSK

Lowest Channel / 1RB0

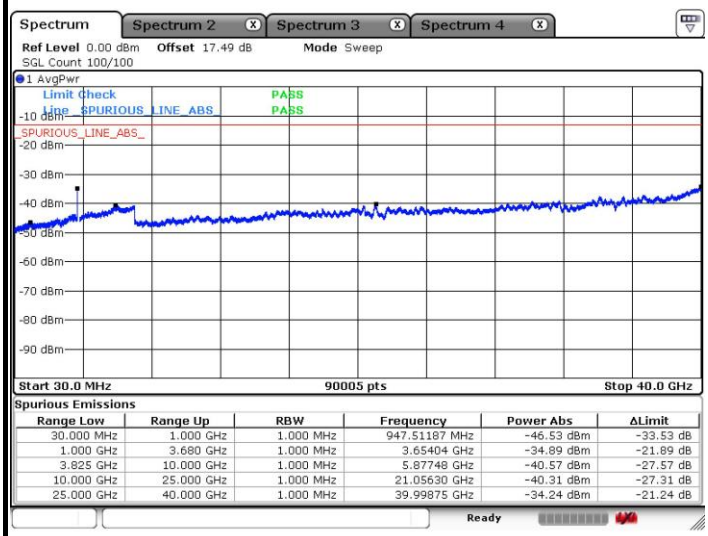

Spurious Emissions

Range Low	Range Up	RBW	Frequency	Power Abs	ΔLimit
30.000 MHz	1.000 GHz	1.000 MHz	947.51187 MHz	-46.53 dBm	-33.53 dB
1.000 GHz	3.680 GHz	1.000 MHz	3.65404 GHz	-34.89 dBm	-21.89 dB
3.825 GHz	10.000 GHz	1.000 MHz	5.87748 GHz	-40.57 dBm	-27.57 dB
10.000 GHz	25.000 GHz	1.000 MHz	21.05630 GHz	-40.31 dBm	-27.31 dB
25.000 GHz	40.000 GHz	1.000 MHz	39.99875 GHz	-34.24 dBm	-21.24 dB

Date: 29.NOV.2021 11:12:05

Middle Channel / 1RB0

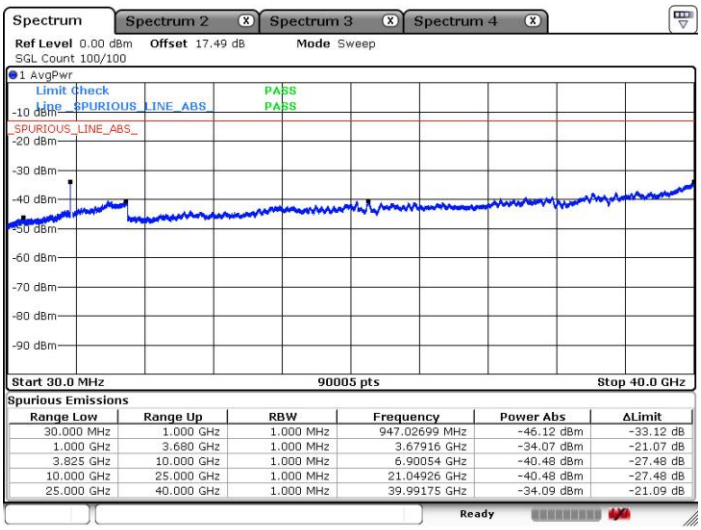

Spurious Emissions

Range Low	Range Up	RBW	Frequency	Power Abs	ΔLimit
30.000 MHz	1.000 GHz	1.000 MHz	947.02699 MHz	-46.12 dBm	-33.12 dB
1.000 GHz	3.680 GHz	1.000 MHz	3.67916 GHz	-34.07 dBm	-21.07 dB
3.825 GHz	10.000 GHz	1.000 MHz	6.90054 GHz	-40.48 dBm	-27.48 dB
10.000 GHz	25.000 GHz	1.000 MHz	21.04926 GHz	-40.48 dBm	-27.48 dB
25.000 GHz	40.000 GHz	1.000 MHz	39.99175 GHz	-34.09 dBm	-21.09 dB

Date: 29.NOV.2021 11:09:44

Highest Channel / 1RB0

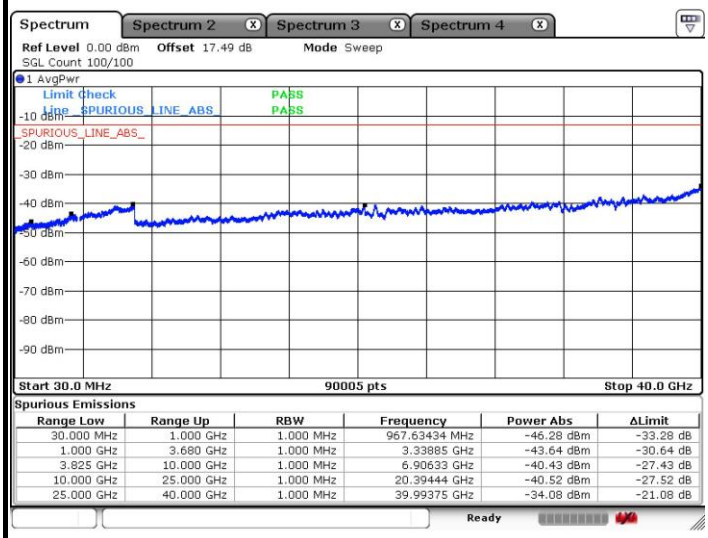

Spurious Emissions

Range Low	Range Up	RBW	Frequency	Power Abs	ΔLimit
30.000 MHz	1.000 GHz	1.000 MHz	967.63434 MHz	-46.28 dBm	-33.28 dB
1.000 GHz	3.680 GHz	1.000 MHz	3.33885 GHz	-43.64 dBm	-30.64 dB
3.825 GHz	10.000 GHz	1.000 MHz	6.90633 GHz	-40.43 dBm	-27.43 dB
10.000 GHz	25.000 GHz	1.000 MHz	20.39444 GHz	-40.52 dBm	-27.52 dB
25.000 GHz	40.000 GHz	1.000 MHz	39.99375 GHz	-34.08 dBm	-21.08 dB

Date: 29.NOV.2021 11:08:18

FR1 n78 / 60MHz / CP OFDM / QPSK

Lowest Channel / 1RB0

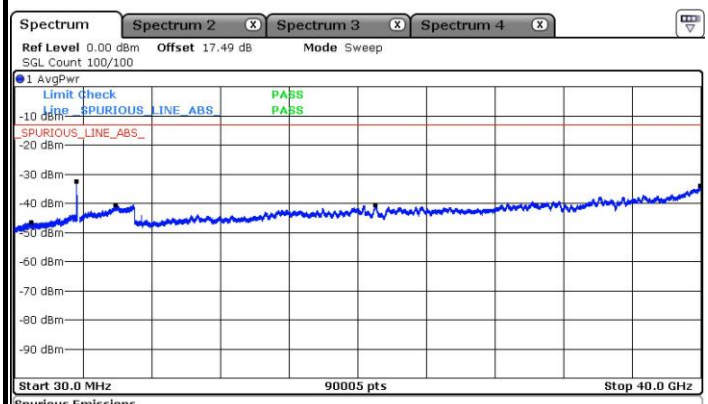

Spurious Emissions

Range Low	Range Up	RBW	Frequency	Power Abs	ΔLimit
30.000 MHz	1.000 GHz	1.000 MHz	985.08998 MHz	-46.43 dBm	-33.43 dB
1.000 GHz	3.680 GHz	1.000 MHz	3.64332 GHz	-32.54 dBm	-19.54 dB
3.825 GHz	10.000 GHz	1.000 MHz	5.88481 GHz	-40.54 dBm	-27.54 dB
10.000 GHz	25.000 GHz	1.000 MHz	21.04364 GHz	-40.52 dBm	-27.52 dB
25.000 GHz	40.000 GHz	1.000 MHz	39.97075 GHz	-33.98 dBm	-20.98 dB

Ready

Date: 29.NOV.2021 11:37:33

Middle Channel / 1RB0

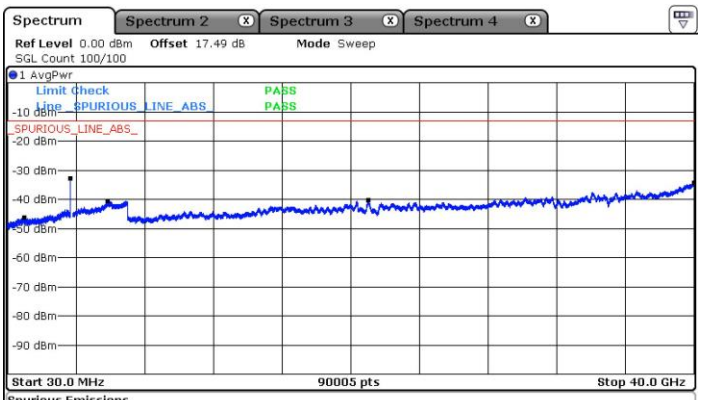

Spurious Emissions

Range Low	Range Up	RBW	Frequency	Power Abs	ΔLimit
30.000 MHz	1.000 GHz	1.000 MHz	993.57536 MHz	-46.17 dBm	-33.17 dB
1.000 GHz	3.680 GHz	1.000 MHz	3.66342 GHz	-32.80 dBm	-19.80 dB
3.825 GHz	10.000 GHz	1.000 MHz	5.86822 GHz	-40.68 dBm	-27.68 dB
10.000 GHz	25.000 GHz	1.000 MHz	21.05067 GHz	-40.25 dBm	-27.25 dB
25.000 GHz	40.000 GHz	1.000 MHz	39.99925 GHz	-34.19 dBm	-21.19 dB

Ready

Date: 29.NOV.2021 11:34:11

Highest Channel / 1RB0

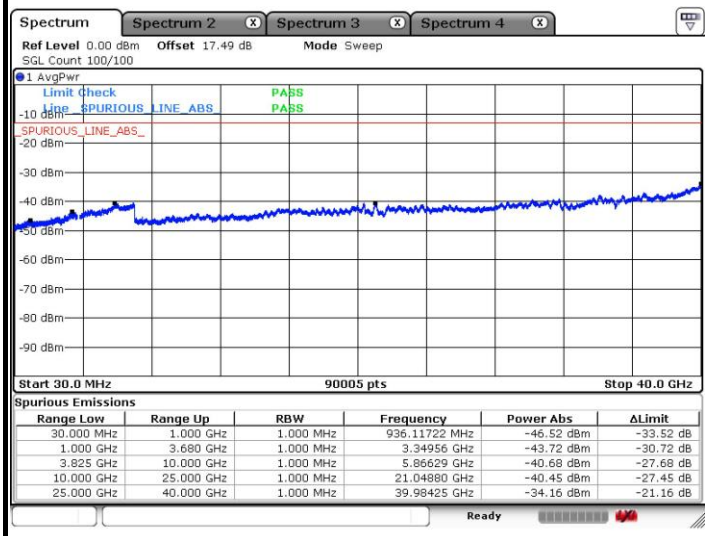

Spurious Emissions

Range Low	Range Up	RBW	Frequency	Power Abs	ΔLimit
30.000 MHz	1.000 GHz	1.000 MHz	936.11722 MHz	-46.52 dBm	-33.52 dB
1.000 GHz	3.680 GHz	1.000 MHz	3.34956 GHz	-43.72 dBm	-30.72 dB
3.825 GHz	10.000 GHz	1.000 MHz	5.86629 GHz	-40.68 dBm	-27.68 dB
10.000 GHz	25.000 GHz	1.000 MHz	21.04880 GHz	-40.45 dBm	-27.45 dB
25.000 GHz	40.000 GHz	1.000 MHz	39.98425 GHz	-34.16 dBm	-21.16 dB

Ready

Date: 29.NOV.2021 11:44:55

FR1 n78 / 70MHz / CP OFDM / QPSK

Lowest Channel / 1RB0

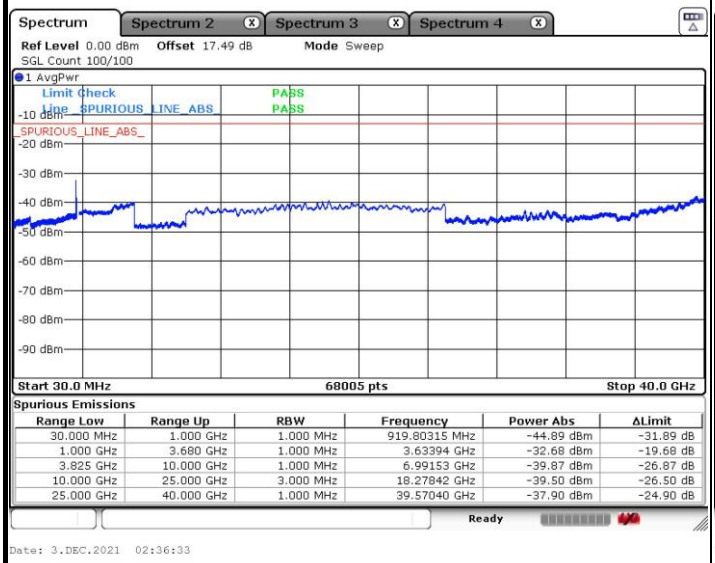

Spurious Emissions

Range Low	Range Up	RBW	Frequency	Power Abs	ΔLimit
30.000 MHz	1.000 GHz	1.000 MHz	919.80315 MHz	-44.89 dBm	-31.89 dB
1.000 GHz	3.680 GHz	1.000 MHz	3.63394 GHz	-32.68 dBm	-19.68 dB
3.825 GHz	10.000 GHz	1.000 MHz	6.99153 GHz	-39.87 dBm	-26.87 dB
10.000 GHz	25.000 GHz	3.000 MHz	18.27842 GHz	-39.50 dBm	-26.50 dB
25.000 GHz	40.000 GHz	1.000 MHz	39.57040 GHz	-37.90 dBm	-24.90 dB

Date: 3.DEC.2021 02:36:33

Middle Channel / 1RB0

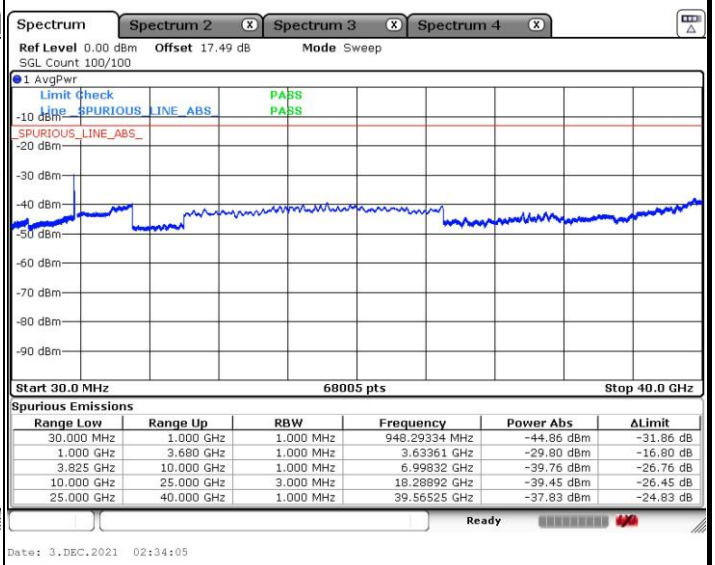

Spurious Emissions

Range Low	Range Up	RBW	Frequency	Power Abs	ΔLimit
30.000 MHz	1.000 GHz	1.000 MHz	948.29334 MHz	-44.86 dBm	-31.86 dB
1.000 GHz	3.680 GHz	1.000 MHz	3.63361 GHz	-29.80 dBm	-16.80 dB
3.825 GHz	10.000 GHz	1.000 MHz	6.99832 GHz	-39.76 dBm	-26.76 dB
10.000 GHz	25.000 GHz	3.000 MHz	18.28892 GHz	-39.45 dBm	-26.45 dB
25.000 GHz	40.000 GHz	1.000 MHz	39.56525 GHz	-37.83 dBm	-24.83 dB

Date: 3.DEC.2021 02:34:05

Highest Channel / 1RB0

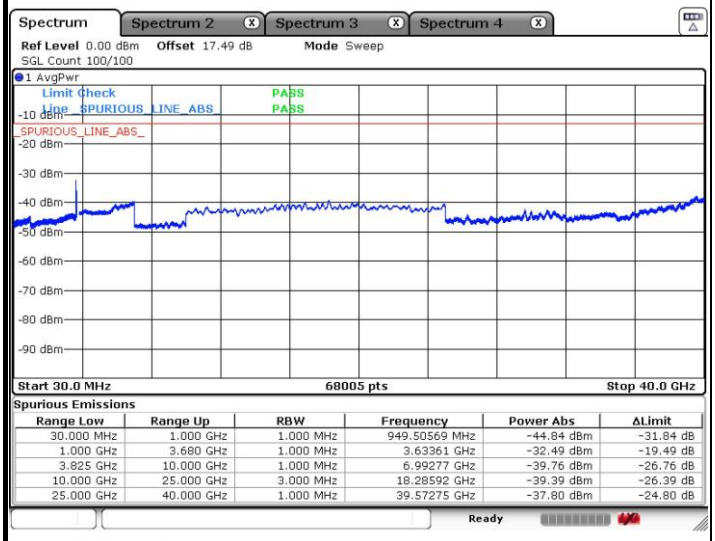

Spurious Emissions

Range Low	Range Up	RBW	Frequency	Power Abs	ΔLimit
30.000 MHz	1.000 GHz	1.000 MHz	949.50569 MHz	-44.84 dBm	-31.84 dB
1.000 GHz	3.680 GHz	1.000 MHz	3.63361 GHz	-32.49 dBm	-19.49 dB
3.825 GHz	10.000 GHz	1.000 MHz	6.99277 GHz	-39.76 dBm	-26.76 dB
10.000 GHz	25.000 GHz	3.000 MHz	18.28592 GHz	-39.39 dBm	-26.39 dB
25.000 GHz	40.000 GHz	1.000 MHz	39.57275 GHz	-37.80 dBm	-24.80 dB

Date: 3.DEC.2021 02:35:22

FR1 n78 / 80MHz / CP OFDM / QPSK

Lowest Channel / 1RB0

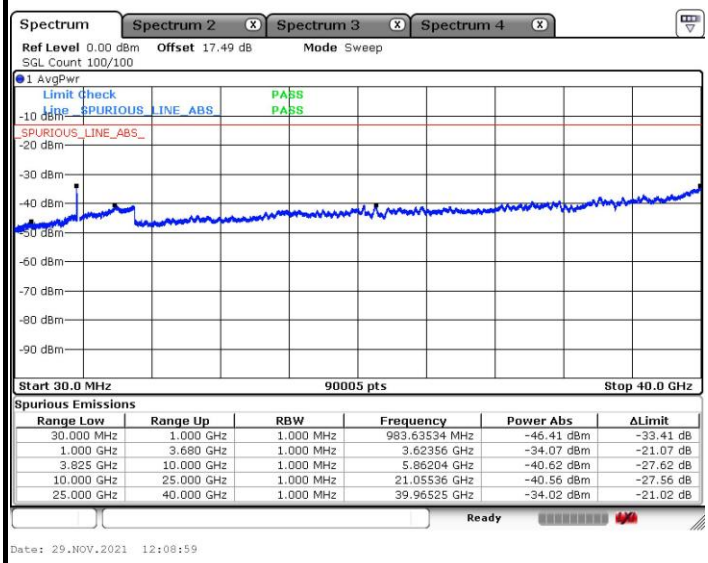

Spurious Emissions

Range Low	Range Up	RBW	Frequency	Power Abs	ΔLimit
30.000 MHz	1.000 GHz	1.000 MHz	983.63534 MHz	-46.41 dBm	-33.41 dB
1.000 GHz	3.680 GHz	1.000 MHz	3.62356 GHz	-34.07 dBm	-21.07 dB
3.825 GHz	10.000 GHz	1.000 MHz	5.86204 GHz	-40.62 dBm	-27.62 dB
10.000 GHz	25.000 GHz	1.000 MHz	21.05536 GHz	-40.56 dBm	-27.56 dB
25.000 GHz	40.000 GHz	1.000 MHz	39.96525 GHz	-34.02 dBm	-21.02 dB

Date: 29.NOV.2021 12:08:59

Middle Channel / 1RB0

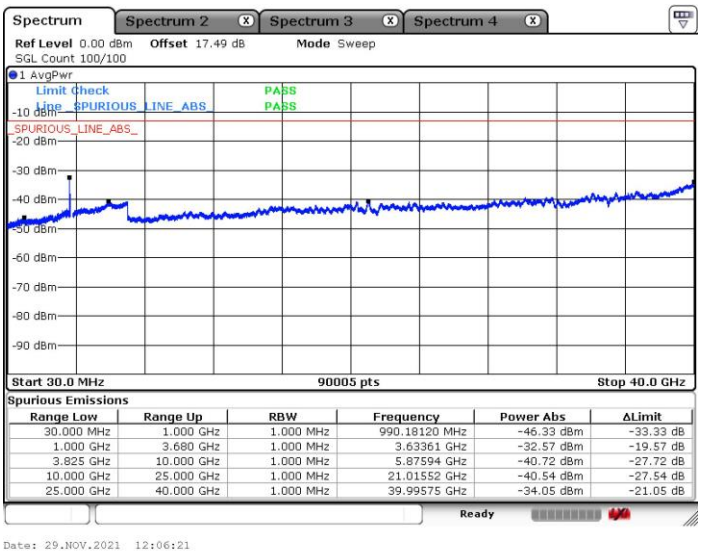

Spurious Emissions

Range Low	Range Up	RBW	Frequency	Power Abs	ΔLimit
30.000 MHz	1.000 GHz	1.000 MHz	990.18120 MHz	-46.33 dBm	-33.33 dB
1.000 GHz	3.680 GHz	1.000 MHz	3.63361 GHz	-32.57 dBm	-19.57 dB
3.825 GHz	10.000 GHz	1.000 MHz	5.87594 GHz	-40.72 dBm	-27.72 dB
10.000 GHz	25.000 GHz	1.000 MHz	21.01552 GHz	-40.54 dBm	-27.54 dB
25.000 GHz	40.000 GHz	1.000 MHz	39.99575 GHz	-34.05 dBm	-21.05 dB

Date: 29.NOV.2021 12:06:21

Highest Channel / 1RB0

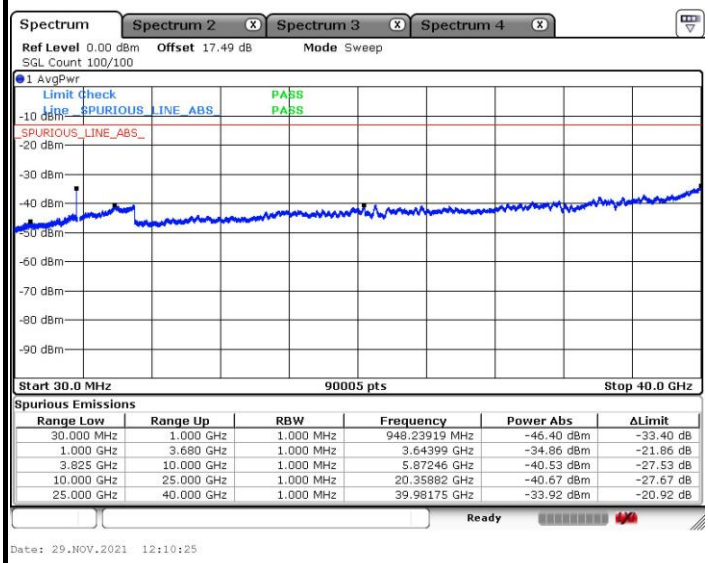

Spurious Emissions

Range Low	Range Up	RBW	Frequency	Power Abs	ΔLimit
30.000 MHz	1.000 GHz	1.000 MHz	948.23919 MHz	-46.40 dBm	-33.40 dB
1.000 GHz	3.680 GHz	1.000 MHz	3.64399 GHz	-34.86 dBm	-21.86 dB
3.825 GHz	10.000 GHz	1.000 MHz	5.87246 GHz	-40.53 dBm	-27.53 dB
10.000 GHz	25.000 GHz	1.000 MHz	20.35882 GHz	-40.67 dBm	-27.67 dB
25.000 GHz	40.000 GHz	1.000 MHz	39.98175 GHz	-33.92 dBm	-20.92 dB

Date: 29.NOV.2021 12:10:25

FR1 n78 / 90MHz / CP OFDM / QPSK

Lowest Channel / 1RB0

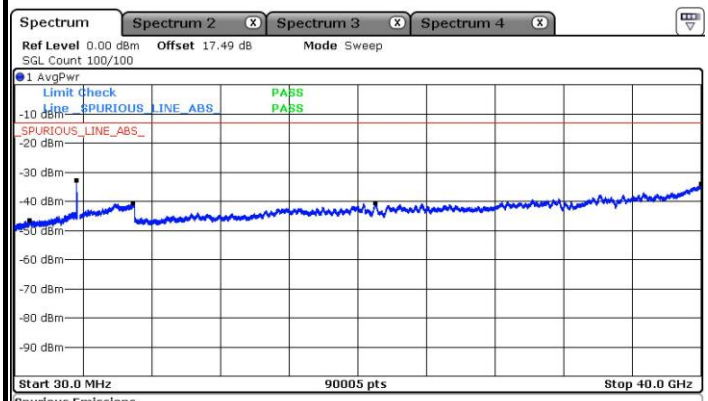

Spurious Emissions

Range Low	Range Up	RBW	Frequency	Power Abs	ΔLimit
30.000 MHz	1.000 GHz	1.000 MHz	881.56836 MHz	-46.49 dBm	-33.49 dB
1.000 GHz	3.680 GHz	1.000 MHz	3.61351 GHz	-32.94 dBm	-19.94 dB
3.825 GHz	10.000 GHz	1.000 MHz	6.90054 GHz	-40.72 dBm	-27.72 dB
10.000 GHz	25.000 GHz	1.000 MHz	21.04411 GHz	-40.63 dBm	-27.63 dB
25.000 GHz	40.000 GHz	1.000 MHz	39.99625 GHz	-34.06 dBm	-21.06 dB

Ready

Date: 29.NOV.2021 12:15:23

Middle Channel / 1RB0

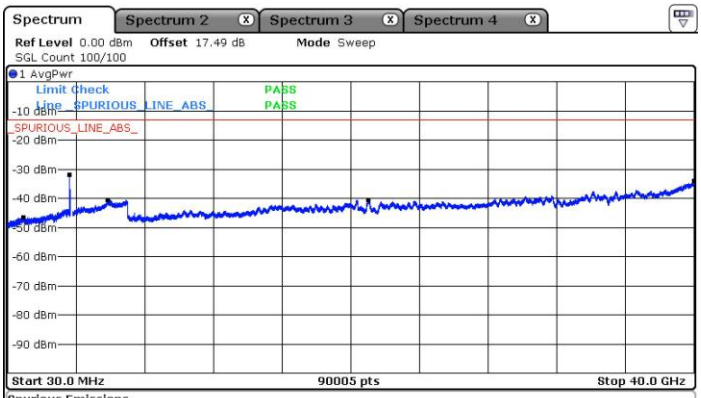

Spurious Emissions

Range Low	Range Up	RBW	Frequency	Power Abs	ΔLimit
30.000 MHz	1.000 GHz	1.000 MHz	938.54161 MHz	-46.45 dBm	-33.45 dB
1.000 GHz	3.680 GHz	1.000 MHz	3.61854 GHz	-31.93 dBm	-18.93 dB
3.825 GHz	10.000 GHz	1.000 MHz	5.86899 GHz	-40.50 dBm	-27.50 dB
10.000 GHz	25.000 GHz	1.000 MHz	21.01973 GHz	-40.56 dBm	-27.56 dB
25.000 GHz	40.000 GHz	1.000 MHz	39.99425 GHz	-34.17 dBm	-21.17 dB

Ready

Date: 29.NOV.2021 12:13:47

Highest Channel / 1RB0

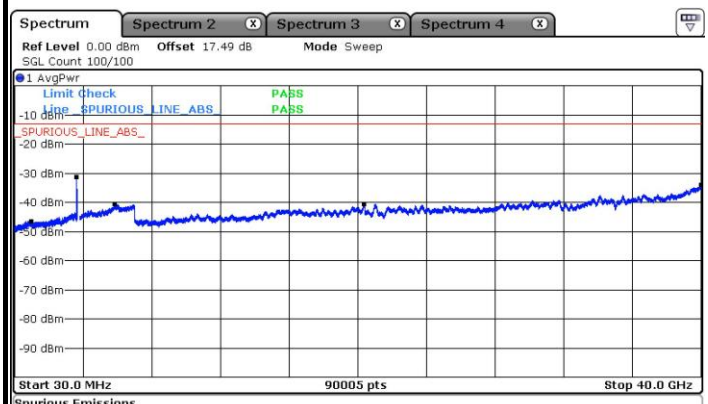

Spurious Emissions

Range Low	Range Up	RBW	Frequency	Power Abs	ΔLimit
30.000 MHz	1.000 GHz	1.000 MHz	984.36266 MHz	-46.45 dBm	-33.45 dB
1.000 GHz	3.680 GHz	1.000 MHz	3.62322 GHz	-31.46 dBm	-18.46 dB
3.825 GHz	10.000 GHz	1.000 MHz	5.87015 GHz	-40.53 dBm	-27.53 dB
10.000 GHz	25.000 GHz	1.000 MHz	20.36538 GHz	-40.59 dBm	-27.59 dB
25.000 GHz	40.000 GHz	1.000 MHz	39.99075 GHz	-34.10 dBm	-21.10 dB

Ready

Date: 29.NOV.2021 12:16:46

FR1 n78 / 100MHz / CP OFDM / QPSK
Middle Channel / 1RB0

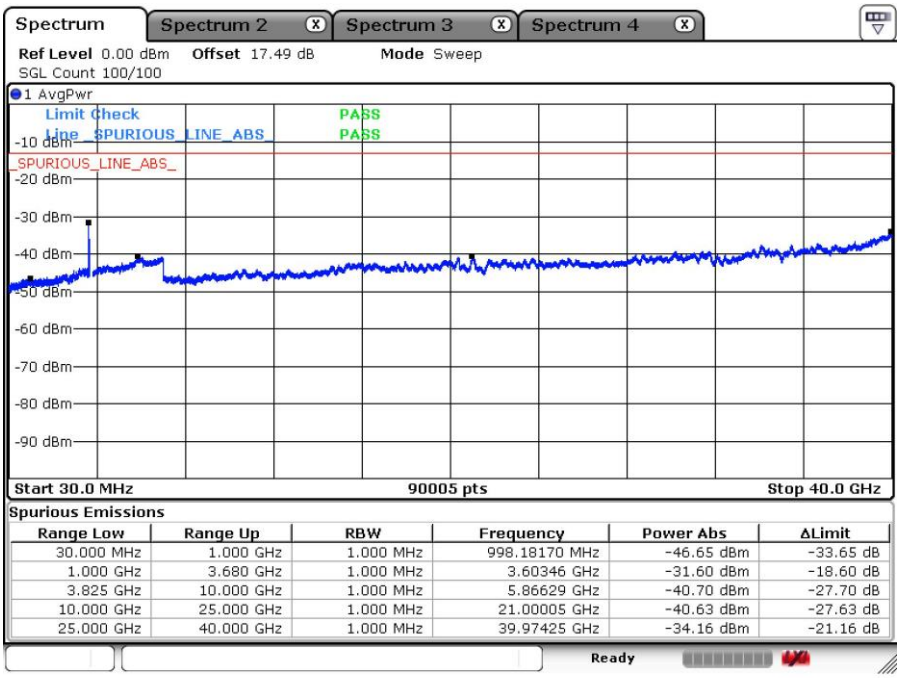

Spurious Emissions

Range Low	Range Up	RBW	Frequency	Power Abs	ΔLimit
30.000 MHz	1.000 GHz	1.000 MHz	998.18170 MHz	-46.65 dBm	-33.65 dB
1.000 GHz	3.680 GHz	1.000 MHz	3.60346 GHz	-31.60 dBm	-18.60 dB
3.825 GHz	10.000 GHz	1.000 MHz	5.86629 GHz	-40.70 dBm	-27.70 dB
10.000 GHz	25.000 GHz	1.000 MHz	21.00005 GHz	-40.63 dBm	-27.63 dB
25.000 GHz	40.000 GHz	1.000 MHz	39.97425 GHz	-34.16 dBm	-21.16 dB

Frequency Stability

Test Conditions		FR1 n78 (QPSK) / Middle Channel	Limit
Temperature (°C)	Voltage (Volt)	BW 20MHz	Note 2.
		Deviation (ppm)	Result
50	Normal Voltage	0.0031	PASS
40	Normal Voltage	0.0017	
30	Normal Voltage	0.0226	
20(Ref.)	Normal Voltage	0.0000	
10	Normal Voltage	0.0001	
0	Normal Voltage	0.0079	
-10	Normal Voltage	0.0021	
-20	Normal Voltage	0.0002	
-30	Normal Voltage	0.0015	
20	Maximum Voltage	0.0014	
20	Normal Voltage	0.0026	
20	Battery End Point	0.00015	

Note:

1. Normal Voltage =3.87 V. ; Battery End Point (BEP) =3.6 V. ; Maximum Voltage =4.45 V.
2. .Note: The frequency fundamental emissions stay within the authorized frequency block.

Appendix B. Test Results of Radiated Test

Radiated Spurious Emission

Test Engineer :	Chris Chen	Temperature :	22~23℃
		Relative Humidity :	41~42%

Note: Pre-scanned harmonic for the different antenna combinations for EN-DC mode, we choose the worst antenna mode to test.

SA n77 / NR 100MHz / QPSK DFT-s-OFDM / ANT11(NR)								
Channel	Frequency (MHz)	EIRP (dBm)	Limit (dBm)	Over Limit (dB)	S.G. Power (dBm)	TX Cable loss (dB)	TX Antenna Gain (dBi)	Polarization (H/V)
Middle	7590	-63.51	-13	-50.51	-73.99	2.76	13.24	H
	11376	-54.69	-13	-41.69	-64.28	3.42	13.01	H
	15180	-61.64	-13	-48.64	-71.25	3.83	13.44	H
	7590	-63.61	-13	-50.61	-74.05	2.80	13.24	V
	11376	-57.39	-13	-44.39	-66.94	3.46	13.01	V
	15180	-61.25	-13	-48.25	-70.81	3.88	13.44	V

Remark: Spurious emissions within 30-1000MHz were found more than 20dB below limit line.

n77 UL MIMO / NR 100MHz / QPSK DFT-s-OFDM / ANT11+12(NR)								
Channel	Frequency (MHz)	EIRP (dBm)	Limit (dBm)	Over Limit (dB)	S.G. Power (dBm)	TX Cable loss (dB)	TX Antenna Gain (dBi)	Polarization (H/V)
Middle	7584	-62.98	-13	-49.98	-73.46	2.76	13.24	H
	11376	-53.75	-13	-40.75	-63.34	3.42	13.01	H
	15180	-60.77	-13	-47.77	-70.38	3.83	13.44	H
	7584	-62.76	-13	-49.76	-73.20	2.80	13.24	V
	11376	-57.64	-13	-44.64	-67.19	3.46	13.01	V
	15180	-60.96	-13	-47.96	-70.52	3.88	13.44	V

Remark: Spurious emissions within 30-1000MHz were found more than 20dB below limit line.

SA n78 / NR 100MHz / QPSK DFT-s-OFDM / ANT11(NR)								
Channel	Frequency (MHz)	EIRP (dBm)	Limit (dBm)	Over Limit (dB)	S.G. Power (dBm)	TX Cable loss (dB)	TX Antenna Gain (dBi)	Polarization (H/V)
Middle	7410	-64.44	-13	-51.44	-74.92	2.76	13.24	H
	11106	-55.76	-13	-42.76	-65.35	3.42	13.01	H
	14820	-60.78	-13	-47.78	-70.39	3.83	13.44	H
	7410	-64.31	-13	-51.31	-74.75	2.80	13.24	V
	11106	-57.48	-13	-44.48	-67.03	3.46	13.01	V
	14820	-61.20	-13	-48.20	-70.76	3.88	13.44	V

Remark: Spurious emissions within 30-1000MHz were found more than 20dB below limit line.

EN-DC_2A_n78 / LTE 10MHz + NR 100MHz / QPSK / ANT3 (LTE) & ANT12(NR)								
Channel	Frequency (MHz)	EIRP (dBm)	Limit (dBm)	Over Limit (dB)	S.G. Power (dBm)	TX Cable loss (dB)	TX Antenna Gain (dBi)	Polarization (H/V)
Middle	7410	-63.69	-13	-50.69	-74.17	2.76	13.24	H
	11106	-55.72	-13	-42.72	-65.31	3.42	13.01	H
	14820	-61.34	-13	-48.34	-70.95	3.83	13.44	H
	7410	-63.99	-13	-50.99	-74.43	2.80	13.24	V
	11106	-58.30	-13	-45.30	-67.85	3.46	13.01	V
	14820	-61.47	-13	-48.47	-71.03	3.88	13.44	V

Remark: Spurious emissions within 30-1000MHz were found more than 20dB below limit line.

EN-DC_38A_n78 / LTE 10MHz + NR 100MHz / QPSK / ANT3(LTE) & ANT12(NR)								
Channel	Frequency (MHz)	EIRP (dBm)	Limit (dBm)	Over Limit (dB)	S.G. Power (dBm)	TX Cable loss (dB)	TX Antenna Gain (dBi)	Polarization (H/V)
Middle	7410	-64.21	-13	-51.21	-74.69	2.76	13.24	H
	11106	-55.19	-13	-42.19	-64.78	3.42	13.01	H
	14820	-61.08	-13	-48.08	-70.69	3.83	13.44	H
	7410	-64.07	-13	-51.07	-74.51	2.80	13.24	V
	11106	-59.13	-13	-46.13	-68.68	3.46	13.01	V
	14820	-61.19	-13	-48.19	-70.75	3.88	13.44	V

Remark: Spurious emissions within 30-1000MHz were found more than 20dB below limit line.

EN-DC_41A_n78 / LTE 10MHz + NR 100MHz / QPSK / ANT3(LTE) & ANT12(NR)								
Channel	Frequency (MHz)	EIRP (dBm)	Limit (dBm)	Over Limit (dB)	S.G. Power (dBm)	TX Cable loss (dB)	TX Antenna Gain (dBi)	Polarization (H/V)
Middle	7410	-63.88	-13	-50.88	-74.36	2.76	13.24	H
	11106	-56.45	-13	-43.45	-66.04	3.42	13.01	H
	14820	-60.99	-13	-47.99	-70.60	3.83	13.44	H
	7410	-64.07	-13	-51.07	-74.51	2.80	13.24	V
	11106	-57.51	-13	-44.51	-67.06	3.46	13.01	V
	14820	-61.05	-13	-48.05	-70.61	3.88	13.44	V

Remark: Spurious emissions within 30-1000MHz were found more than 20dB below limit line.

EN-DC_5A_n78 / LTE 10MHz + NR 100MHz / QPSK / ANT0(LTE) & ANT11(NR)								
Channel	Frequency (MHz)	EIRP (dBm)	Limit (dBm)	Over Limit (dB)	S.G. Power (dBm)	TX Cable loss (dB)	TX Antenna Gain (dBi)	Polarization (H/V)
Middle	7410	-64.25	-13	-51.25	-74.73	2.76	13.24	H
	11106	-54.84	-13	-41.84	-64.43	3.42	13.01	H
	14820	-61.67	-13	-48.67	-71.28	3.83	13.44	H
	7410	-64.08	-13	-51.08	-74.52	2.80	13.24	V
	11106	-57.32	-13	-44.32	-66.87	3.46	13.01	V
	14820	-61.65	-13	-48.65	-71.21	3.88	13.44	V

Remark: Spurious emissions within 30-1000MHz were found more than 20dB below limit line.

EN-DC_66A_n78 / LTE 10MHz + NR 100MHz / QPSK / ANT3(LTE) & ANT12(NR)								
Channel	Frequency (MHz)	EIRP (dBm)	Limit (dBm)	Over Limit (dB)	S.G. Power (dBm)	TX Cable loss (dB)	TX Antenna Gain (dBi)	Polarization (H/V)
Middle	7410	-63.82	-13	-50.82	-74.30	2.76	13.24	H
	11106	-54.79	-13	-41.79	-64.38	3.42	13.01	H
	14820	-60.91	-13	-47.91	-70.52	3.83	13.44	H
	7410	-63.74	-13	-50.74	-74.18	2.80	13.24	V
	11106	-55.88	-13	-42.88	-65.43	3.46	13.01	V
	14820	-60.95	-13	-47.95	-70.51	3.88	13.44	V

Remark: Spurious emissions within 30-1000MHz were found more than 20dB below limit line.

EN-DC_7A_n78 / LTE 10MHz + NR 100MHz / QPSK / ANT3(LTE) & ANT12(NR)								
Channel	Frequency (MHz)	EIRP (dBm)	Limit (dBm)	Over Limit (dB)	S.G. Power (dBm)	TX Cable loss (dB)	TX Antenna Gain (dBi)	Polarization (H/V)
Middle	7410	-63.39	-13	-50.39	-73.87	2.76	13.24	H
	11106	-54.90	-13	-41.90	-64.49	3.42	13.01	H
	14820	-60.72	-13	-47.72	-70.33	3.83	13.44	H
	7410	-63.71	-13	-50.71	-74.15	2.80	13.24	V
	11106	-56.65	-13	-43.65	-66.20	3.46	13.01	V
	14820	-60.91	-13	-47.91	-70.47	3.88	13.44	V

Remark: Spurious emissions within 30-1000MHz were found more than 20dB below limit line.

n78 UL MIMO / NR 100MHz / QPSK DFT-s-OFDM / ANT11+12(NR)								
Channel	Frequency (MHz)	EIRP (dBm)	Limit (dBm)	Over Limit (dB)	S.G. Power (dBm)	TX Cable loss (dB)	TX Antenna Gain (dBi)	Polarization (H/V)
Middle	7404	-63.92	-13	-50.92	-74.40	2.76	13.24	H
	11106	-57.42	-13	-44.42	-67.01	3.42	13.01	H
	14820	-60.59	-13	-47.59	-70.20	3.83	13.44	H
	7404	-62.90	-13	-49.90	-73.34	2.80	13.24	V
	11106	-56.47	-13	-43.47	-66.02	3.46	13.01	V
	14820	-60.72	-13	-47.72	-70.28	3.88	13.44	V

Remark: Spurious emissions within 30-1000MHz were found more than 20dB below limit line.