B7_N66(20M)_DFT-s-OFDM_BPSK_Edge_1RB_Left_Low_CH

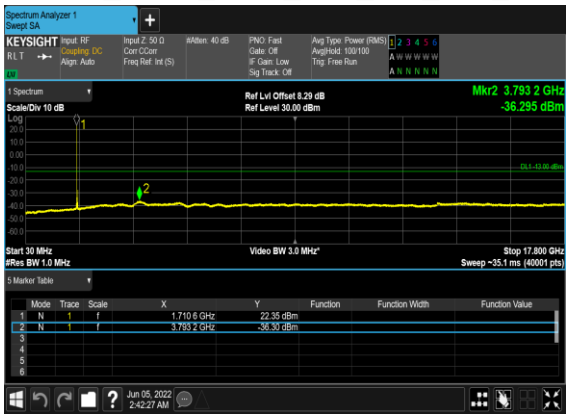

B7_N66(20M)_DFT-s-OFDM_QPSK_Edge_1RB_Left_Low_CH

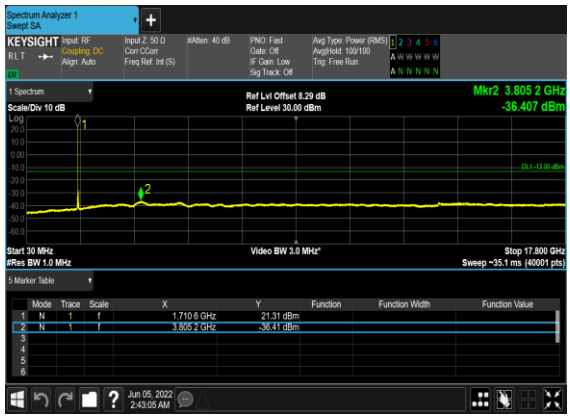

B7_N66(20M)_DFT-s-OFDM_BPSK_Edge_1RB_Left_Mid_CH

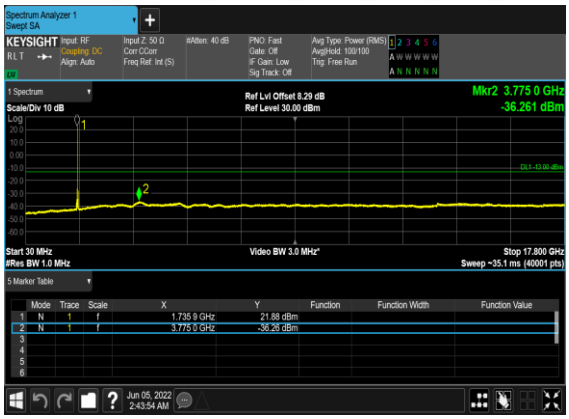

B7_N66(20M)_DFT-s-OFDM_QPSK_Edge_1RB_Left_Mid_CH

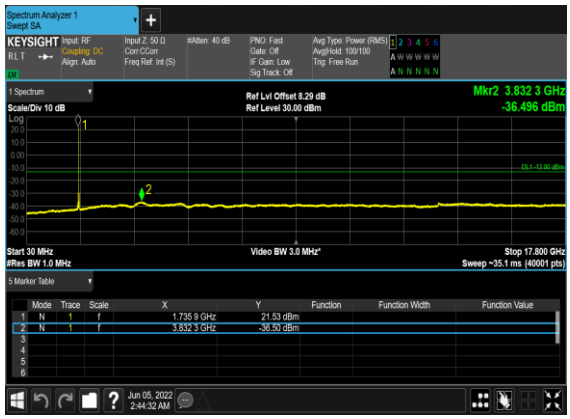

B7_N66(20M)_DFT-s-OFDM_BPSK_Edge_1RB_Left_High_CH

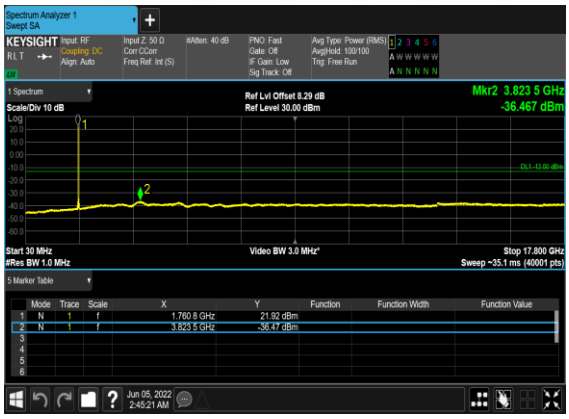

B7_N66(20M)_DFT-s-OFDM_QPSK_Edge_1RB_Left_High_CH

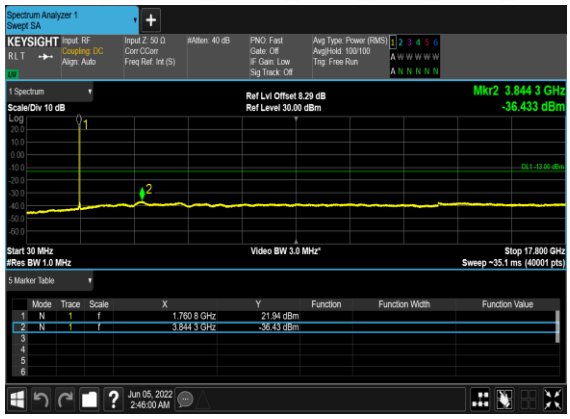

B7_N66(40M)_DFT-s-OFDM_BPSK_Edge_1RB_Left_Low_CH

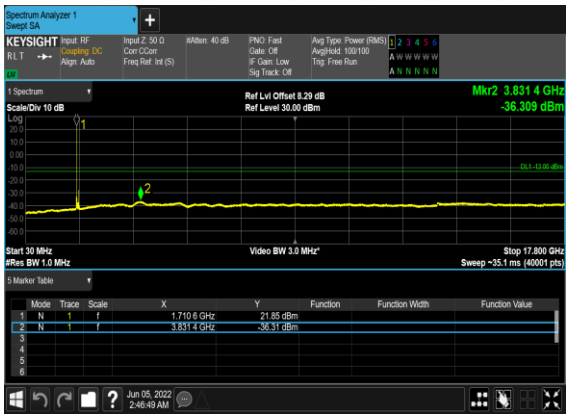

B7_N66(40M)_DFT-s-OFDM_QPSK_Edge_1RB_Left_Low_CH

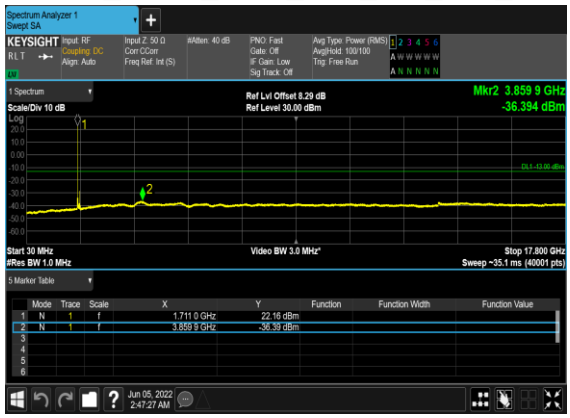

B7_N66(40M)_DFT-s-OFDM_BPSK_Edge_1RB_Left_Mid_CH

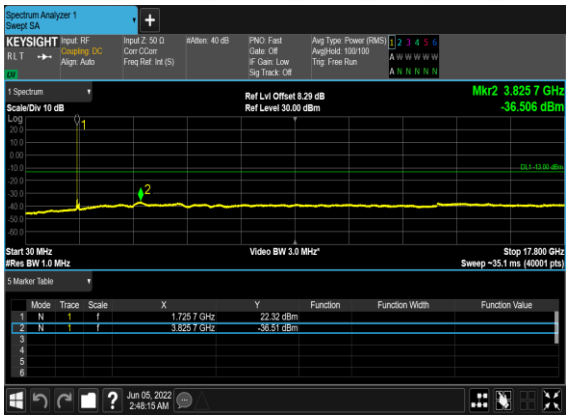

B7_N66(40M)_DFT-s-OFDM_QPSK_Edge_1RB_Left_Mid_CH

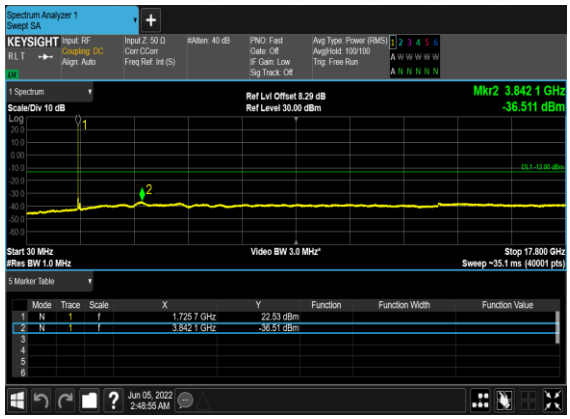

B7_N66(40M)_DFT-s-OFDM_BPSK_Edge_1RB_Left_High_CH

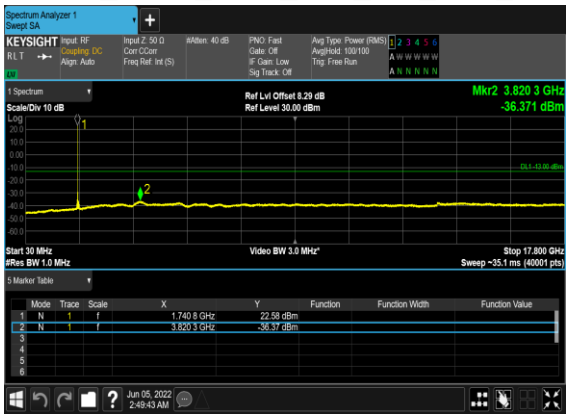

B7_N66(40M)_DFT-s-OFDM_QPSK_Edge_1RB_Left_High_CH

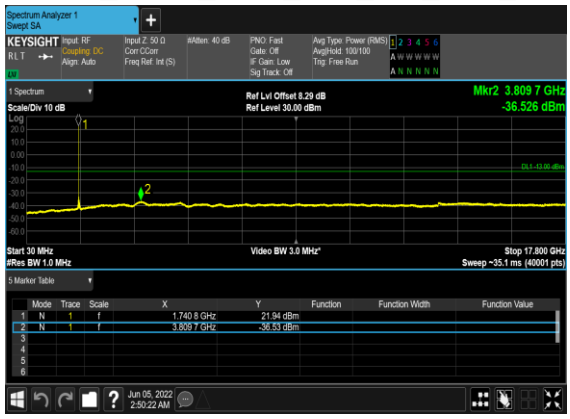

Conducted Band Edge

NR Band	SCS (kHz)	Bandwidth (MHz)	Arfcn	Freq (MHz)	Modulation	RB	Result	Verdict
66	15	5	422500	1712.5	DFT-s-OFDM BPSK	1@0	see graph	**PASS**
66	15	5	422500	1712.5	DFT-s-OFDM QPSK	1@0	see graph	**PASS**
66	15	5	422500	1712.5	DFT-s-OFDM BPSK	25@0	see graph	**PASS**
66	15	5	422500	1712.5	DFT-s-OFDM QPSK	25@0	see graph	**PASS**
66	15	5	435500	1777.5	DFT-s-OFDM BPSK	1@24	see graph	**PASS**
66	15	5	435500	1777.5	DFT-s-OFDM QPSK	1@24	see graph	**PASS**
66	15	5	435500	1777.5	DFT-s-OFDM BPSK	25@0	see graph	**PASS**
66	15	5	435500	1777.5	DFT-s-OFDM QPSK	25@0	see graph	**PASS**
66	15	20	424000	1720.0	DFT-s-OFDM BPSK	1@0	see graph	**PASS**
66	15	20	424000	1720.0	DFT-s-OFDM QPSK	1@0	see graph	**PASS**
66	15	20	424000	1720.0	DFT-s-OFDM BPSK	100@0	see graph	**PASS**
66	15	20	424000	1720.0	DFT-s-OFDM QPSK	100@0	see graph	**PASS**
66	15	20	434000	1770.0	DFT-s-OFDM BPSK	1@105	see graph	**PASS**
66	15	20	434000	1770.0	DFT-s-OFDM QPSK	1@105	see graph	**PASS**
66	15	20	434000	1770.0	DFT-s-OFDM BPSK	100@0	see graph	**PASS**
66	15	20	434000	1770.0	DFT-s-OFDM QPSK	100@0	see graph	**PASS**
66	15	40	426000	1730.0	DFT-s-OFDM BPSK	1@0	see graph	**PASS**
66	15	40	426000	1730.0	DFT-s-OFDM QPSK	1@0	see graph	**PASS**
66	15	40	426000	1730.0	DFT-s-OFDM BPSK	216@0	see graph	**PASS**
66	15	40	426000	1730.0	DFT-s-OFDM QPSK	216@0	see graph	**PASS**
66	15	40	432000	1760.0	DFT-s-OFDM BPSK	1@215	see graph	**PASS**
66	15	40	432000	1760.0	DFT-s-OFDM QPSK	1@215	see graph	**PASS**
66	15	40	432000	1760.0	DFT-s-OFDM BPSK	216@0	see graph	**PASS**
66	15	40	432000	1760.0	DFT-s-OFDM QPSK	216@0	see graph	**PASS**

B7_N66(5M)_DFT-s-OFDM_BPSK_Edge_1RB_Left_Low_CH

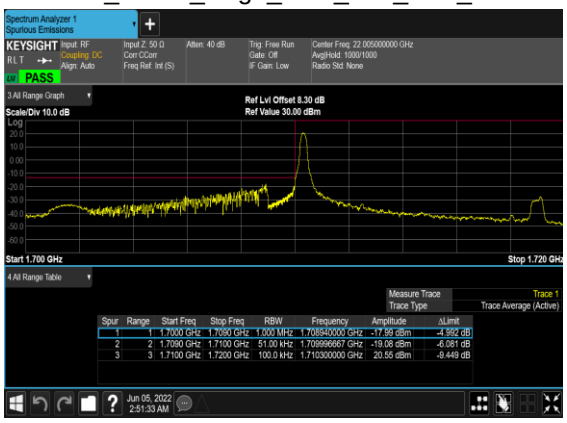

B7_N66(5M)_DFT-s-OFDM_QPSK_Edge_1RB_Left_Low_CH

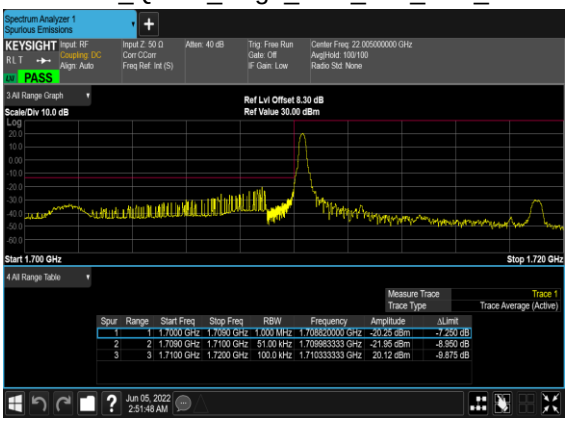

B7_N66(5M)_DFT-s-OFDM_BPSK_Outer_Full_Low_CH

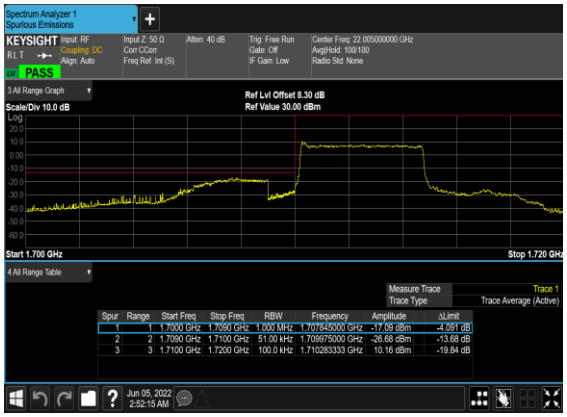

B7_N66(5M)_DFT-s-OFDM_QPSK_Outer_Full_Low_CH

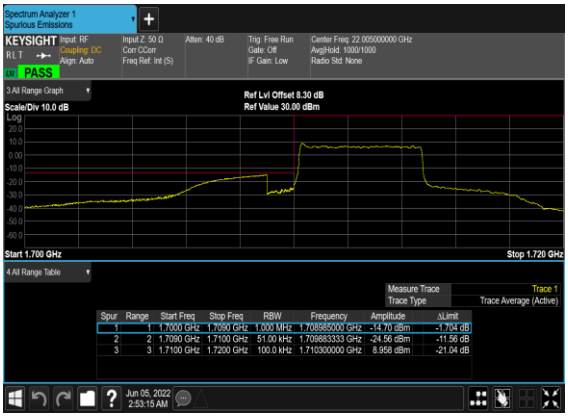

B7_N66(5M)_DFT-s-OFDM_QPSK_Outer_Full_Low_CH_**CHP_PASS**

B7_N66(5M)_DFT-s-OFDM_BPSK_Edge_1RB_Right_High_CH

B7_N66(5M)_DFT-s-OFDM_QPSK_Edge_1RB_Right_High_CH

B7_N66(5M)_DFT-s-OFDM_BPSK_Outer_Full_High_CH

B7_N66(5M)_DFT-s-OFDM_QPSK_Outer_Full_High_CH

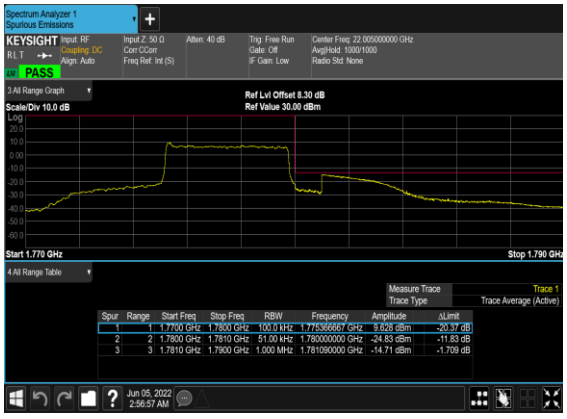

B7_N66(5M)_DFT-s-OFDM_QPSK_Outer_Full_High_CH_**CHP_PASS**

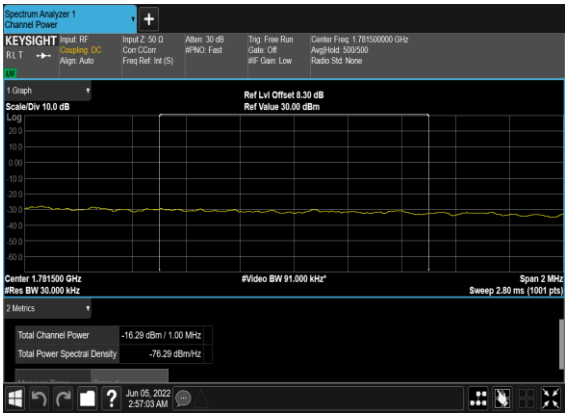

B7_N66(20M)_DFT-s-OFDM_BPSK_Edge_1RB_Left_Low_CH

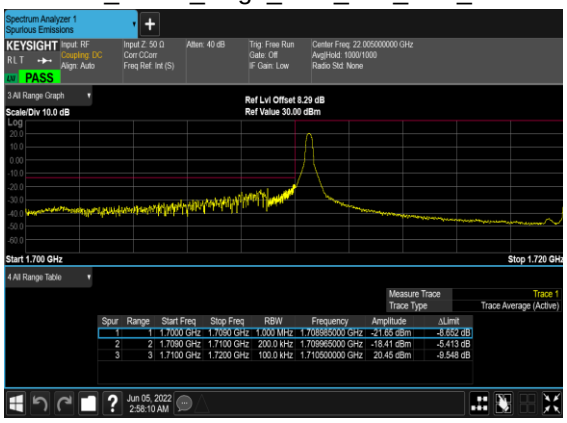

B7_N66(20M)_DFT-s-OFDM_QPSK_Edge_1RB_Left_Low_CH

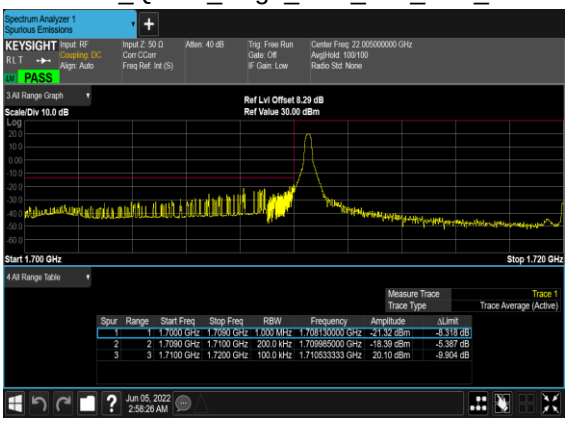

B7_N66(20M)_DFT-s-OFDM_BPSK_Outer_Full_Low_CH

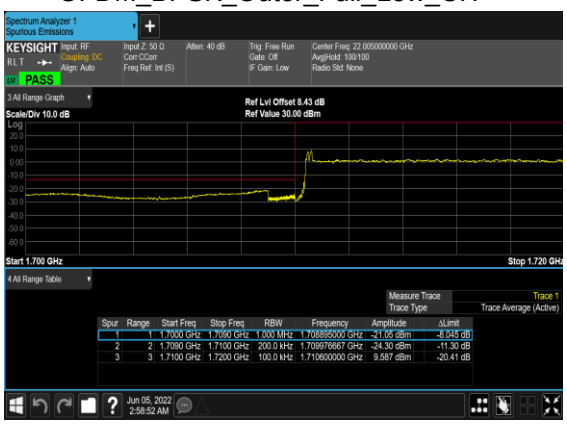

B7_N66(20M)_DFT-s-OFDM_QPSK_Outer_Full_Low_CH

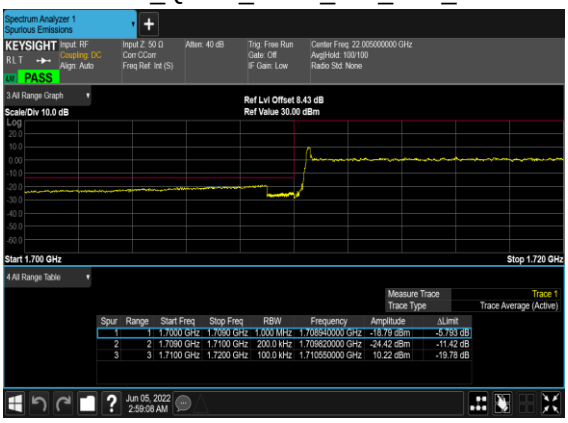

B7_N66(20M)_DFT-s-OFDM_BPSK_Edge_1RB_Right_High_CH

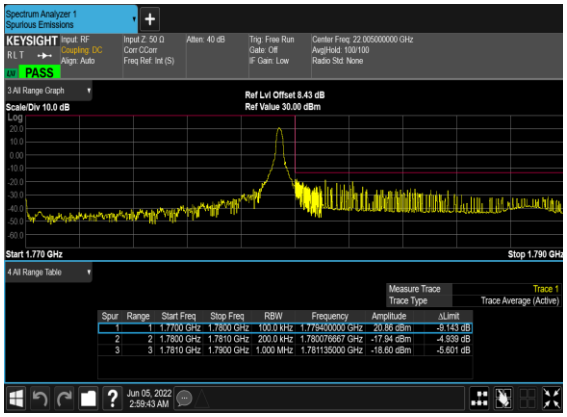

B7_N66(20M)_DFT-s-OFDM_QPSK_Edge_1RB_Right_High_CH

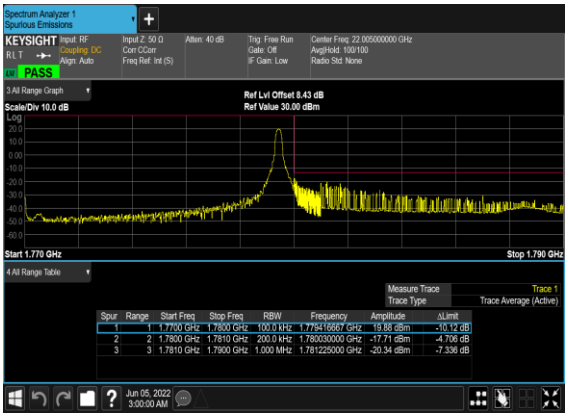

B7_N66(20M)_DFT-s-OFDM_BPSK_Outer_Full_High_CH

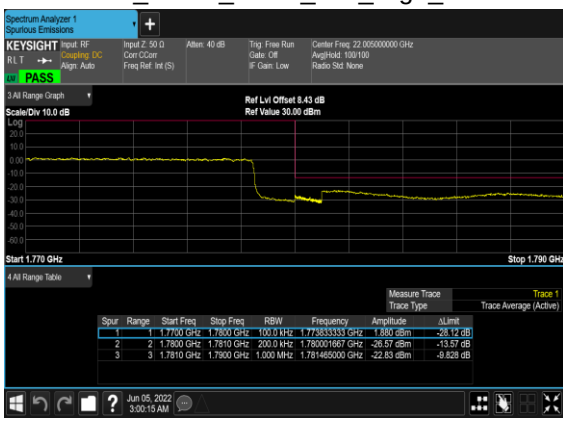

B7_N66(20M)_DFT-s-OFDM_QPSK_Outer_Full_High_CH

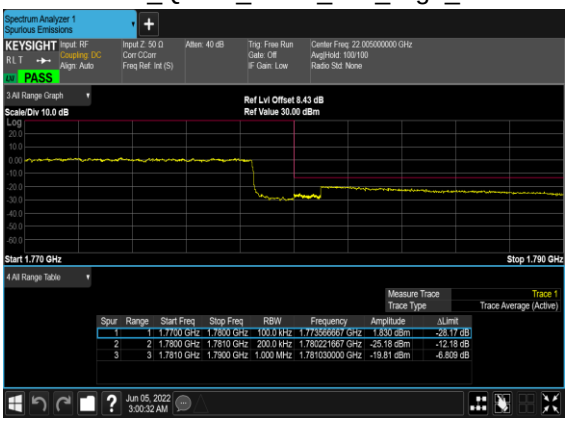

B7_N66(40M)_DFT-s-OFDM_BPSK_Edge_1RB_Left_Low_CH

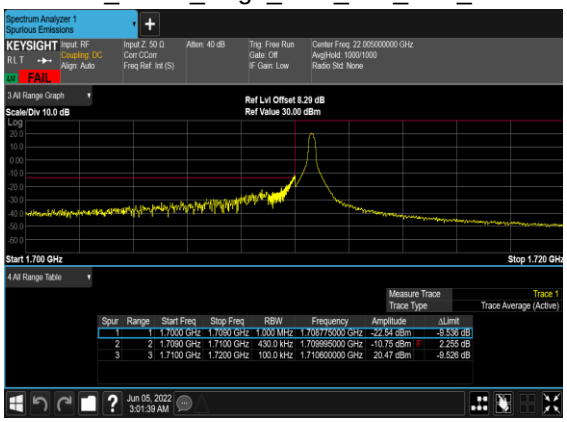

B7_N66(40M)_DFT-s-OFDM_BPSK_Edge_1RB_Left_Low_CH_**CHP_PAS**

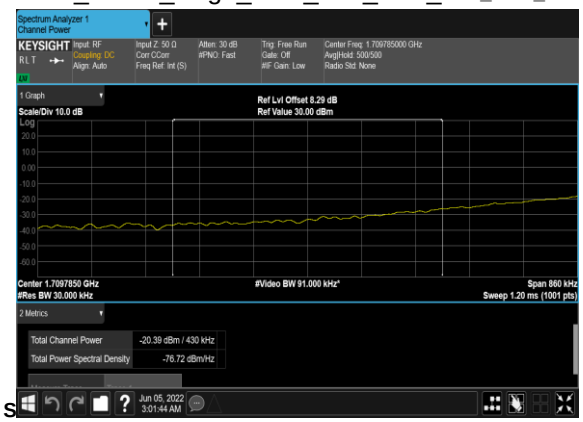

B7_N66(40M)_DFT-s-OFDM_QPSK_Edge_1RB_Left_Low_CH

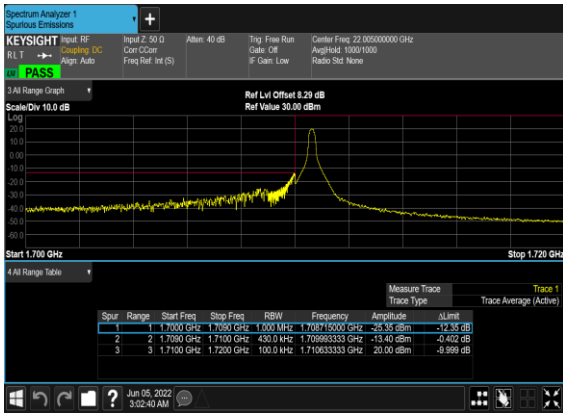

B7_N66(40M)_DFT-s-OFDM_QPSK_Edge_1RB_Left_Low_CH_**CHP_PAS**

B7_N66(40M)_DFT-s-OFDM_BPSK_Outer_Full_Low_CH

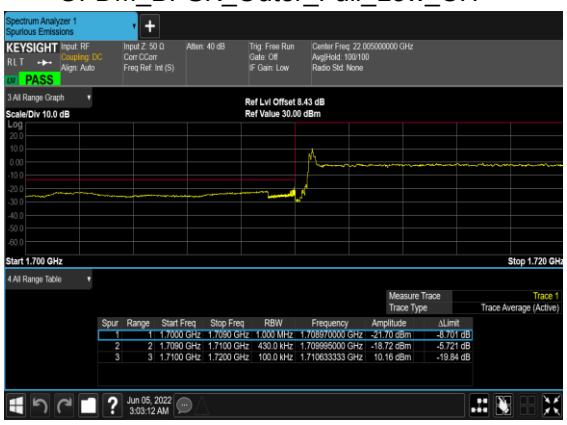

B7_N66(40M)_DFT-s-OFDM_QPSK_Outer_Full_Low_CH

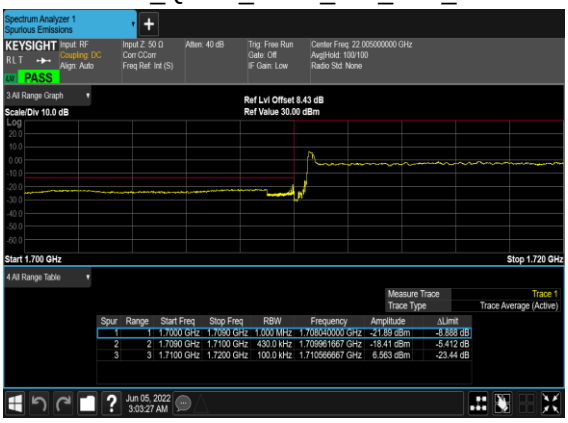

B7_N66(40M)_DFT-s-OFDM_BPSK_Edge_1RB_Right_High_CH

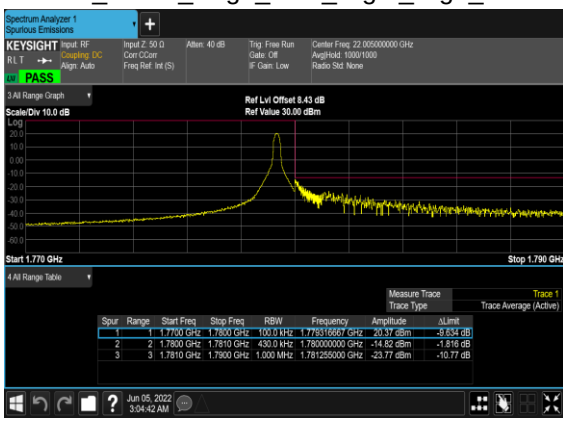

B7_N66(40M)_DFT-s-OFDM_BPSK_Edge_1RB_Right_High_CH_CHP_PASS

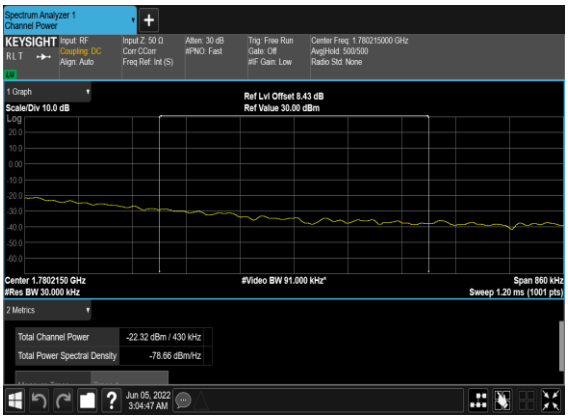

B7_N66(40M)_DFT-s-OFDM_QPSK_Edge_1RB_Right_High_CH

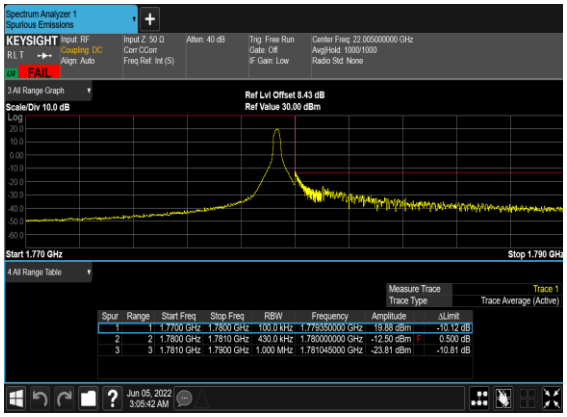

B7_N66(40M)_DFT-s-OFDM_QPSK_Edge_1RB_Right_High_CH_CHP_PASS

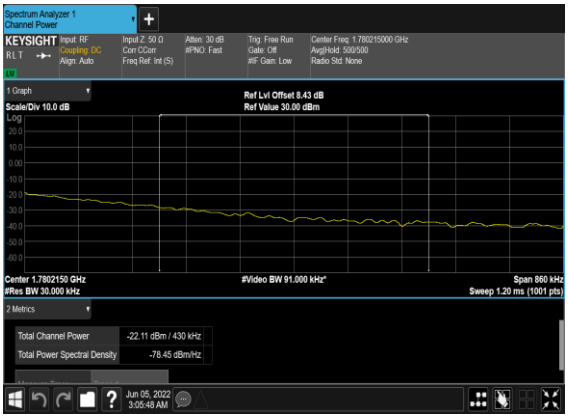

B7_N66(40M)_DFT-s-OFDM_BPSK_Outer_Full_High_CH

B7_N66(40M)_DFT-s-OFDM_QPSK_Outer_Full_High_CH

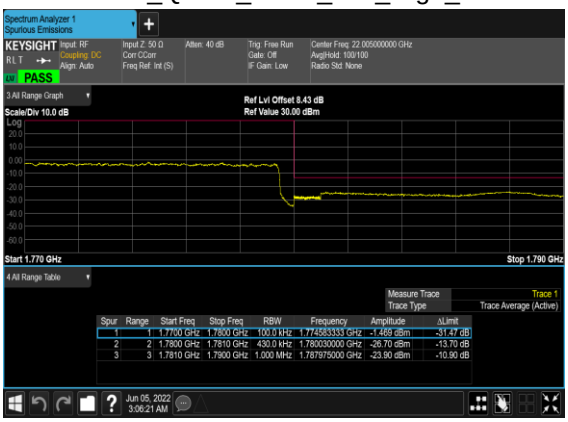

Appendix B. Test Results of Radiated Test

Radiated Spurious Emission

Test Engineer :	Zhicheng Li	Temperature :	22~25℃
		Relative Humidity :	48~52%

Note: Pre-scanned harmonic for the different antenna combinations for EN-DC mode, we choose the worst antenna mode to perform final test.

SA n5 / NR 25MHz / QPSK / ANT0									
Channel	Frequency (MHz)	EIRP (dBm)	Limit (dBm)	Over Limit (dB)	SPA Reading (dBm)	S.G. Power (dBm)	TX Cable loss (dB)	TX Antenna Gain (dBi)	Polarization (H/V)
Middle	1673	-67.48	-13	-54.48	-73.56	-70.73	4.00	9.40	H
	2509.5	-65.20	-13	-52.20	-75.35	-68.77	4.88	10.60	H
	3346	-64.27	-13	-51.27	-76.10	-69.20	5.52	12.60	H
	1673	-67.86	-13	-54.86	-73.67	-71.11	4.00	9.40	V
	2509.5	-64.87	-13	-51.87	-75.35	-68.44	4.88	10.60	V
	3346	-63.64	-13	-50.64	-75.85	-68.57	5.52	12.60	V

Remark: Spurious emissions within 30-1000MHz were found more than 20dB below limit line.

EN-DC_7A_n5A / LTE 20MHz + NR 25MHz / QPSK / ANT0(LTE) & ANT0(NR)									
Channel	Frequency (MHz)	EIRP (dBm)	Limit (dBm)	Over Limit (dB)	SPA Reading (dBm)	S.G. Power (dBm)	TX Cable loss (dB)	TX Antenna Gain (dBi)	Polarization (H/V)
NR n5 Middle	1673	-67.40	-25	-42.40	-73.48	-70.65	4.00	9.40	H
	2509.5	-63.94	-25	-38.94	-74.09	-67.51	4.88	10.60	H
	3346	-63.86	-25	-38.86	-75.69	-68.79	5.52	12.60	H
	1673	-67.77	-25	-42.77	-73.58	-71.02	4.00	9.40	V
	2509.5	-64.10	-25	-39.10	-74.58	-67.67	4.88	10.60	V
	3346	-63.70	-25	-38.70	-75.91	-68.63	5.52	12.60	V
LTE Band7 Middle	5052.18	-60.27	-25	-35.27	-77.69	-65.83	7.14	12.70	H
	7578.27	-55.22	-25	-30.22	-77.38	-58.52	8.30	11.60	H
	10104.36	-52.89	-25	-27.89	-79.78	-54.41	10.48	12.00	H
	5052.18	-60.40	-25	-35.40	-77.75	-65.96	7.14	12.70	V
	7578.27	-55.90	-25	-30.90	-77.86	-59.20	8.30	11.60	V
	10104.36	-53.36	-25	-28.36	-79.76	-54.88	10.48	12.00	V

Remark: Spurious emissions within 30-1000MHz were found more than 20dB below limit line.

SA n7 / NR 50MHz / QPSK / ANT0									
Channel	Frequency (MHz)	EIRP (dBm)	Limit (dBm)	Over Limit (dB)	SPA Reading (dBm)	S.G. Power (dBm)	TX Cable loss (dB)	TX Antenna Gain (dBi)	Polarization (H/V)
Middle	5070.00	-62.18	-25	-37.18	-79.56	-67.74	7.14	12.70	H
	7605.00	-57.89	-25	-32.89	-80.01	-61.19	8.30	11.60	H
	10140.00	-53.32	-25	-28.32	-80.20	-54.84	10.48	12.00	H
	5070.00	-62.72	-25	-37.72	-80.03	-68.28	7.14	12.70	V
	7605.00	-57.92	-25	-32.92	-79.82	-61.22	8.30	11.60	V
	10140.00	-54.04	-25	-29.04	-80.47	-55.56	10.48	12.00	V

Remark: Spurious emissions within 30-1000MHz were found more than 20dB below limit line.

EN-DC_66A_n7A / LTE 20MHz + NR 50MHz / QPSK / ANT0(LTE) & ANT0(NR)									
Channel	Frequency (MHz)	EIRP (dBm)	Limit (dBm)	Over Limit (dB)	SPA Reading (dBm)	S.G. Power (dBm)	TX Cable loss (dB)	TX Antenna Gain (dBi)	Polarization (H/V)
NR n7 Middle	5070.00	-61.10	-25	-36.10	-78.48	-66.66	7.14	12.70	H
	7605.00	-55.93	-25	-30.93	-78.05	-59.23	8.30	11.60	H
	10140.00	-52.88	-25	-27.88	-79.76	-54.40	10.48	12.00	H
	5070.00	-61.34	-25	-36.34	-78.65	-66.90	7.14	12.70	V
	7605.00	-56.31	-25	-31.31	-78.21	-59.61	8.30	11.60	V
	10140.00	-53.01	-25	-28.01	-79.44	-54.53	10.48	12.00	V
LTE Band66 Middle	3490	-62.98	-25	-37.98	-75.80	-69.83	5.65	12.50	H
	5235	-62.48	-25	-37.48	-79.25	-68.15	7.13	12.80	H
	6980	-58.47	-25	-33.47	-79.24	-61.87	8.40	11.80	H
	3490	-62.58	-25	-37.58	-75.94	-69.43	5.65	12.50	V
	5235	-62.65	-25	-37.65	-79.36	-68.32	7.13	12.80	V
	6980	-58.62	-25	-33.62	-79.54	-62.02	8.40	11.80	V

Remark: Spurious emissions within 30-1000MHz were found more than 20dB below limit line.

SA n38 / NR 40MHz / QPSK / ANT0									
Channel	Frequency (MHz)	EIRP (dBm)	Limit (dBm)	Over Limit (dB)	SPA Reading (dBm)	S.G. Power (dBm)	TX Cable loss (dB)	TX Antenna Gain (dBi)	Polarization (H/V)
Middle	5173.00	-61.24	-25	-36.24	-78.52	-66.80	7.14	12.70	H
	7759.50	-56.72	-25	-31.72	-79.31	-60.02	8.30	11.60	H
	10346.00	-53.60	-25	-28.60	-80.41	-55.12	10.48	12.00	H
	5173.00	-61.43	-25	-36.43	-78.65	-66.99	7.14	12.70	V
	7759.50	-56.58	-25	-31.58	-79.15	-59.88	8.30	11.60	V
	10346.00	-54.07	-25	-29.07	-80.66	-55.59	10.48	12.00	V

Remark: Spurious emissions within 30-1000MHz were found more than 20dB below limit line.

SA n41 / NR 100MHz / QPSK / ANT0									
Channel	Frequency (MHz)	EIRP (dBm)	Limit (dBm)	Over Limit (dB)	SPA Reading (dBm)	S.G. Power (dBm)	TX Cable loss (dB)	TX Antenna Gain (dBi)	Polarization (H/V)
Middle	5089.00	-61.87	-25	-36.87	-79.26	-67.43	7.14	12.70	H
	7633.50	-57.19	-25	-32.19	-79.40	-60.49	8.30	11.60	H
	10178.00	-53.86	-25	-28.86	-80.72	-55.38	10.48	12.00	H
	5089.00	-62.03	-25	-37.03	-79.35	-67.59	7.14	12.70	V
	7633.50	-57.49	-25	-32.49	-79.51	-60.79	8.30	11.60	V
	10178.00	-53.94	-25	-28.94	-80.39	-55.46	10.48	12.00	V

Remark: Spurious emissions within 30-1000MHz were found more than 20dB below limit line.

SA n66 / NR 40MHz / QPSK / ANT0									
Channel	Frequency (MHz)	EIRP (dBm)	Limit (dBm)	Over Limit (dB)	SPA Reading (dBm)	S.G. Power (dBm)	TX Cable loss (dB)	TX Antenna Gain (dBi)	Polarization (H/V)
Middle	3490	-63.32	-13	-50.32	-76.14	-70.17	5.65	12.50	H
	5235	-62.12	-13	-49.12	-78.89	-67.79	7.13	12.80	H
	6980	-59.30	-13	-46.30	-80.07	-62.70	8.40	11.80	H
	3490	-62.90	-13	-49.90	-76.26	-69.75	5.65	12.50	V
	5235	-63.09	-13	-50.09	-79.8	-68.76	7.13	12.80	V
	6980	-59.33	-13	-46.33	-80.25	-62.73	8.40	11.80	V

Remark: Spurious emissions within 30-1000MHz were found more than 20dB below limit line.

EN-DC_7A_n66A / LTE 20MHz + NR 40MHz / QPSK / ANT2(LTE) & ANT0(NR)									
Channel	Frequency (MHz)	EIRP (dBm)	Limit (dBm)	Over Limit (dB)	SPA Reading (dBm)	S.G. Power (dBm)	TX Cable loss (dB)	TX Antenna Gain (dBi)	Polarization (H/V)
NR n66 Middle	3472	-63.25	-25	-38.25	-75.86	-70.10	5.65	12.50	H
	5208	-62.14	-25	-37.14	-79.28	-67.81	7.13	12.80	H
	6944	-59.26	-25	-34.26	-79.86	-62.66	8.40	11.80	H
	3472	-62.49	-25	-37.49	-75.65	-69.34	5.65	12.50	V
	5208	-62.24	-25	-37.24	-79.33	-67.91	7.13	12.80	V
	6944	-59.30	-25	-34.30	-79.95	-62.70	8.40	11.80	V
LTE Band7 Middle	5061.18	-62.02	-25	-37.02	-79.44	-67.58	7.14	12.70	H
	7591.77	-57.11	-25	-32.11	-79.24	-60.41	8.30	11.60	H
	10122.36	-53.29	-25	-28.29	-80.17	-54.81	10.48	12.00	H
	5061.18	-61.82	-25	-36.82	-79.17	-67.38	7.14	12.70	V
	7591.77	-57.25	-25	-32.25	-79.16	-60.55	8.30	11.60	V
	10122.36	-53.76	-25	-28.76	-80.17	-55.28	10.48	12.00	V

Remark: Spurious emissions within 30-1000MHz were found more than 20dB below limit line.

EN-DC_12A_n66A / LTE 10MHz + NR 40MHz / QPSK / ANT0(LTE) & ANT0(NR)									
Channel	Frequency (MHz)	EIRP (dBm)	Limit (dBm)	Over Limit (dB)	SPA Reading (dBm)	S.G. Power (dBm)	TX Cable loss (dB)	TX Antenna Gain (dBi)	Polarization (H/V)
NR n66 Middle	3472	-63.55	-13	-50.55	-76.16	-70.40	5.65	12.50	H
	5208	-62.34	-13	-49.34	-79.48	-68.01	7.13	12.80	H
	6944	-59.42	-13	-46.42	-80.02	-62.82	8.40	11.80	H
	3472	-62.83	-13	-49.83	-75.99	-69.68	5.65	12.50	V
	5208	-62.55	-13	-49.55	-79.64	-68.22	7.13	12.80	V
	6944	-59.53	-13	-46.53	-80.18	-62.93	8.40	11.80	V
LTE Band12 Middle	1406	-64.09	-13	-51.09	-72.05	-67.34	4.00	9.40	H
	2109	-64.57	-13	-51.57	-74.23	-68.14	4.88	10.60	H
	2812	-63.06	-13	-50.06	-74.92	-67.99	5.52	12.60	H
	1406	-64.03	-13	-51.03	-72.07	-67.28	4.00	9.40	V
	2109	-64.17	-13	-51.17	-74.20	-67.74	4.88	10.60	V
	2812	-62.71	-13	-49.71	-74.81	-67.64	5.52	12.60	V

Remark: Spurious emissions within 30-1000MHz were found more than 20dB below limit line.

EN-DC_2A_n66A / LTE 20MHz + NR 40MHz / QPSK / ANT2(LTE) & ANT0(NR)									
Channel	Frequency (MHz)	EIRP (dBm)	Limit (dBm)	Over Limit (dB)	SPA Reading (dBm)	S.G. Power (dBm)	TX Cable loss (dB)	TX Antenna Gain (dBi)	Polarization (H/V)
NR n66 Middle	3472	-63.46	-13	-50.46	-76.07	-70.31	5.65	12.50	H
	5208	-62.32	-13	-49.32	-79.46	-67.99	7.13	12.80	H
	6944	-59.57	-13	-46.57	-80.17	-62.97	8.40	11.80	H
	3472	-62.93	-13	-49.93	-76.09	-69.78	5.65	12.50	V
	5208	-62.64	-13	-49.64	-79.73	-68.31	7.13	12.80	V
	6944	-59.73	-13	-46.73	-80.38	-63.13	8.40	11.80	V
LTE Band2 Middle	3751.18	-63.05	-13	-50.05	-77.49	-69.90	5.65	12.50	H
	5626.77	-62.33	-13	-49.33	-79.18	-68.00	7.13	12.80	H
	7502	-57.48	-13	-44.48	-79.81	-60.88	8.40	11.80	H
	3751.18	-62.66	-13	-49.66	-77.3	-69.51	5.65	12.50	V
	5626.77	-62.50	-13	-49.50	-79.26	-68.17	7.13	12.80	V
	7502	-57.76	-13	-44.76	-80.00	-61.16	8.40	11.80	V

Remark: Spurious emissions within 30-1000MHz were found more than 20dB below limit line.

EN-DC_5A_n66A / LTE 10MHz + NR 40MHz / QPSK / ANT0(LTE) & ANT0(NR)									
Channel	Frequency (MHz)	EIRP (dBm)	Limit (dBm)	Over Limit (dB)	SPA Reading (dBm)	S.G. Power (dBm)	TX Cable loss (dB)	TX Antenna Gain (dBi)	Polarization (H/V)
NR n66 Middle	3472	-63.42	-13	-50.42	-76.03	-70.27	5.65	12.50	H
	5208	-62.20	-13	-49.20	-79.34	-67.87	7.13	12.80	H
	6944	-59.33	-13	-46.33	-79.93	-62.73	8.40	11.80	H
	3472	-62.52	-13	-49.52	-75.68	-69.37	5.65	12.50	V
	5208	-62.24	-13	-49.24	-79.33	-67.91	7.13	12.80	V
	6944	-59.43	-13	-46.43	-80.08	-62.83	8.40	11.80	V
LTE Band5 Middle	1664.18	-66.96	-13	-53.96	-73.07	-70.21	4.00	9.40	H
	2496.27	-64.41	-13	-51.41	-74.60	-67.98	4.88	10.60	H
	3328.36	-63.95	-13	-50.95	-75.92	-68.88	5.52	12.60	H
	1664.18	-67.20	-13	-54.20	-73.08	-70.45	4.00	9.40	V
	2496.27	-64.17	-13	-51.17	-74.70	-67.74	4.88	10.60	V
	3328.36	-63.64	-13	-50.64	-76.02	-68.57	5.52	12.60	V

Remark: Spurious emissions within 30-1000MHz were found more than 20dB below limit line.

EN-DC_66A_n66A / LTE 20MHz + NR 40MHz / QPSK / ANT3(LTE) & ANT0(NR)									
Channel	Frequency (MHz)	EIRP (dBm)	Limit (dBm)	Over Limit (dB)	SPA Reading (dBm)	S.G. Power (dBm)	TX Cable loss (dB)	TX Antenna Gain (dBi)	Polarization (H/V)
NR n66 Middle	3471.5	-64.01	-13	-51.01	-76.62	-70.86	5.65	12.50	H
	5207.25	-62.79	-13	-49.79	-79.94	-68.46	7.13	12.80	H
	6943	-60.16	-13	-47.16	-80.76	-63.56	8.40	11.80	H
	3471.5	-63.72	-13	-50.72	-76.87	-70.57	5.65	12.50	V
	5207.25	-62.98	-13	-49.98	-80.08	-68.65	7.13	12.80	V
	6943	-60.03	-13	-47.03	-80.67	-63.43	8.40	11.80	V
LTE Band66 Middle	3490	-63.56	-13	-50.56	-76.38	-70.41	5.65	12.50	H
	5235	-63.18	-13	-50.18	-79.95	-68.85	7.13	12.80	H
	6980	-60.14	-13	-47.14	-80.91	-63.54	8.40	11.80	H
	3490	-63.08	-13	-50.08	-76.44	-69.93	5.65	12.50	V
	5235	-64.03	-13	-51.03	-80.74	-69.70	7.13	12.80	V
	6980	-58.81	-13	-45.81	-79.73	-62.21	8.40	11.80	V

Remark: Spurious emissions within 30-1000MHz were found more than 20dB below limit line.