Conducted Band Edge

NR Band	SCS (kHz)	Bandwidth (MHz)	Arfcn	Freq (MHz)	Modulation	RB	Result	Verdict
77	30	20	647334	3710.01	DFT-s-OFDM BPSK	1@0	see graph	**PASS**
77	30	20	647334	3710.01	DFT-s-OFDM QPSK	1@0	see graph	**PASS**
77	30	20	647334	3710.01	DFT-s-OFDM BPSK	50@0	see graph	**PASS**
77	30	20	647334	3710.01	DFT-s-OFDM QPSK	50@0	see graph	**PASS**
77	30	20	664666	3969.99	DFT-s-OFDM BPSK	1@50	see graph	**PASS**
77	30	20	664666	3969.99	DFT-s-OFDM QPSK	1@50	see graph	**PASS**
77	30	20	664666	3969.99	DFT-s-OFDM BPSK	50@0	see graph	**PASS**
77	30	20	664666	3969.99	DFT-s-OFDM QPSK	50@0	see graph	**PASS**
77	30	60	648668	3730.02	DFT-s-OFDM BPSK	1@0	see graph	**PASS**
77	30	60	648668	3730.02	DFT-s-OFDM QPSK	1@0	see graph	**PASS**
77	30	60	648668	3730.02	DFT-s-OFDM BPSK	162@0	see graph	**PASS**
77	30	60	648668	3730.02	DFT-s-OFDM QPSK	162@0	see graph	**PASS**
77	30	60	663332	3949.98	DFT-s-OFDM BPSK	1@161	see graph	**PASS**
77	30	60	663332	3949.98	DFT-s-OFDM QPSK	1@161	see graph	**PASS**
77	30	60	663332	3949.98	DFT-s-OFDM BPSK	162@0	see graph	**PASS**
77	30	60	663332	3949.98	DFT-s-OFDM QPSK	162@0	see graph	**PASS**
77	30	100	650000	3750.0	DFT-s-OFDM BPSK	1@0	see graph	**PASS**
77	30	100	650000	3750.0	DFT-s-OFDM QPSK	1@0	see graph	**PASS**
77	30	100	650000	3750.0	DFT-s-OFDM BPSK	270@0	see graph	**PASS**
77	30	100	650000	3750.0	DFT-s-OFDM QPSK	270@0	see graph	**PASS**
77	30	100	662000	3930.0	DFT-s-OFDM BPSK	1@272	see graph	**PASS**
77	30	100	662000	3930.0	DFT-s-OFDM QPSK	1@272	see graph	**PASS**
77	30	100	662000	3930.0	DFT-s-OFDM BPSK	270@0	see graph	**PASS**
77	30	100	662000	3930.0	DFT-s-OFDM QPSK	270@0	see graph	**PASS**

N77(20M)_DFT-s-OFDM_BPSK_Edge_1RB_Left_Low_CH

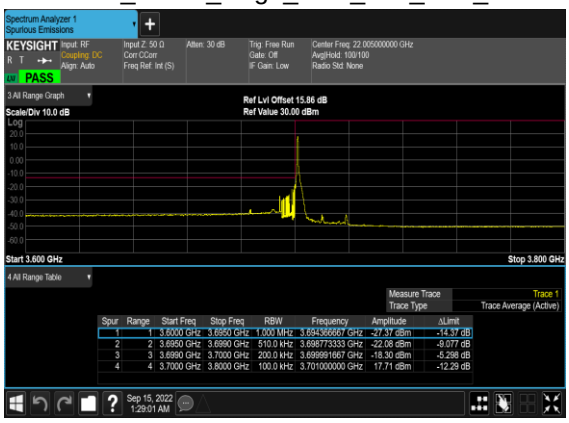

N77(20M)_DFT-s-OFDM_QPSK_Edge_1RB_Left_Low_CH

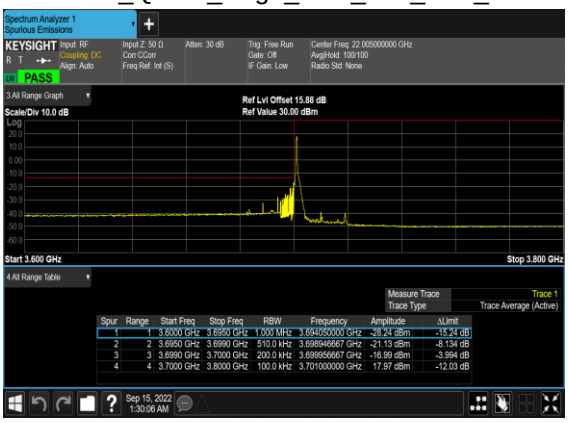

N77(20M)_DFT-s-OFDM_BPSK_Outer_Full_Low_CH

N77(20M)_DFT-s-OFDM_QPSK_Outer_Full_Low_CH

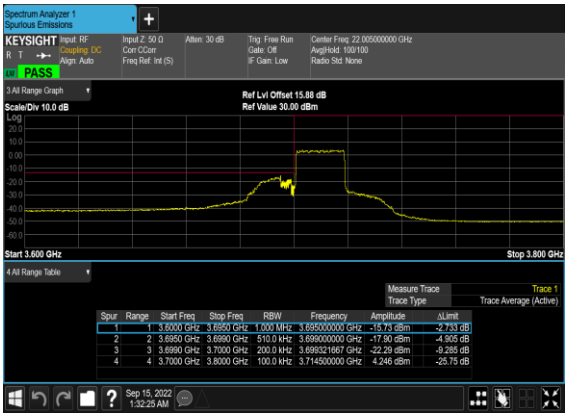

N77(20M)_DFT-s-OFDM_BPSK_Edge_1RB_Right_High_CH

N77(20M)_DFT-s-OFDM_QPSK_Edge_1RB_Right_High_CH

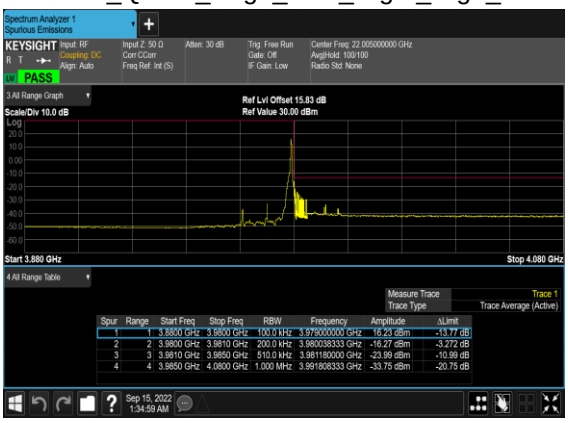

N77(20M)_DFT-s-OFDM_BPSK_Outer_Full_High_CH

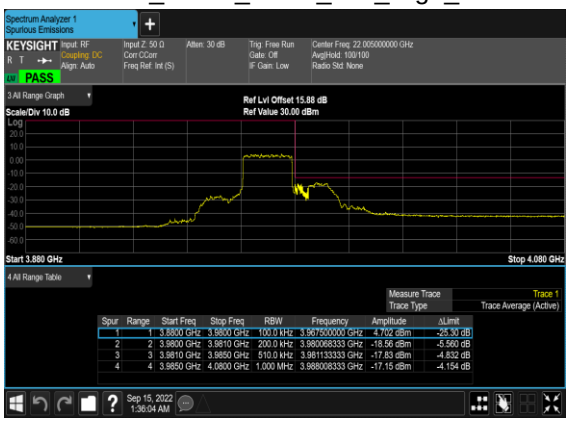

N77(20M)_DFT-s-OFDM_QPSK_Outer_Full_High_CH

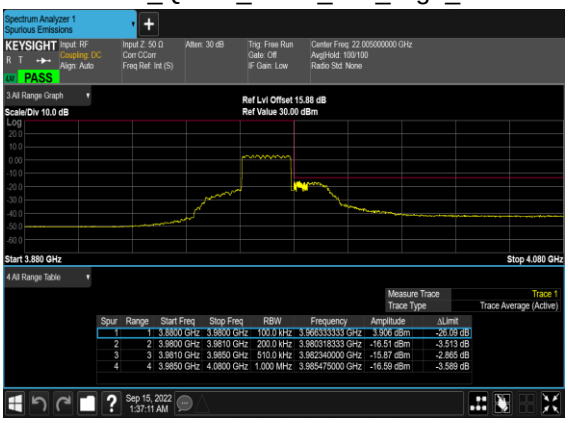

N77(60M)_DFT-s-OFDM_BPSK_Edge_1RB_Left_Low_CH

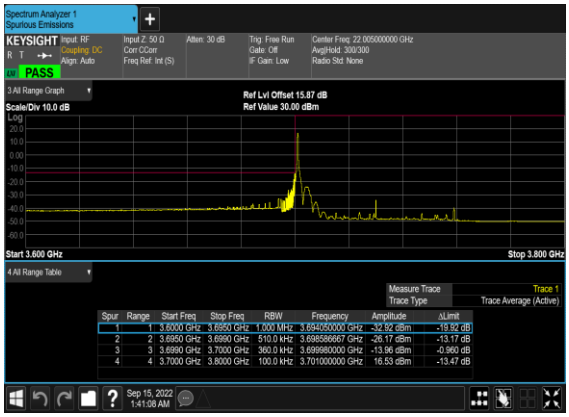

N77(60M)_DFT-s-OFDM_QPSK_Edge_1RB_Left_Low_CH

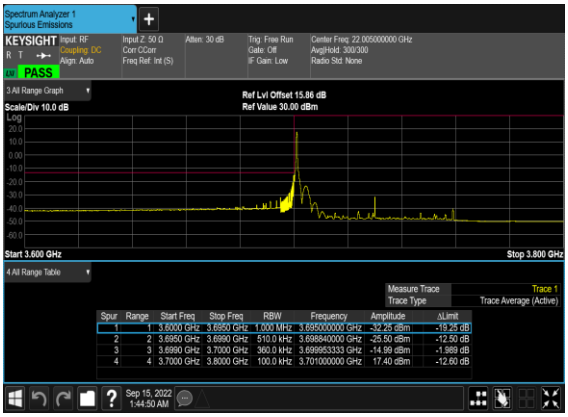

N77(60M)_DFT-s-OFDM_BPSK_Outer_Full_Low_CH

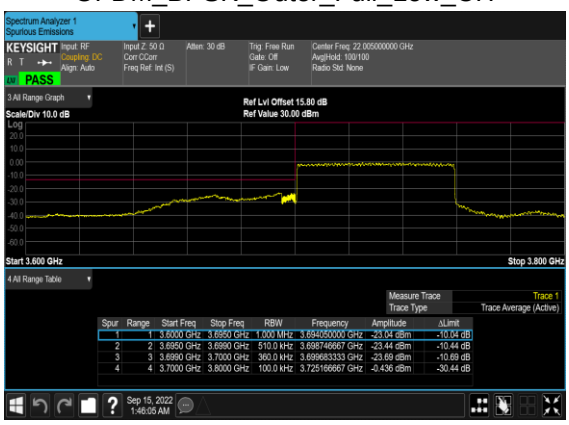

N77(60M)_DFT-s-OFDM_QPSK_Outer_Full_Low_CH

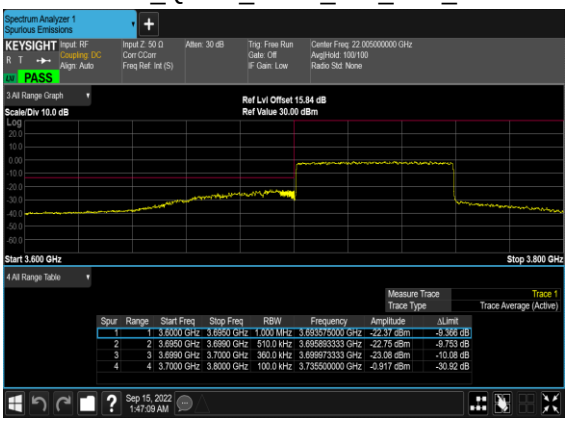

N77(60M)_DFT-s-OFDM_BPSK_Edge_1RB_Right_High_CH

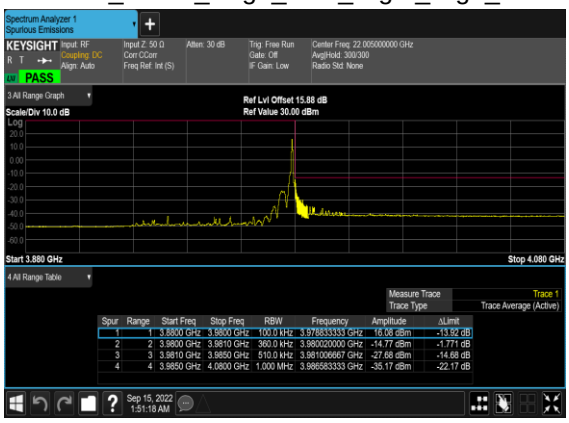

N77(60M)_DFT-s-OFDM_QPSK_Edge_1RB_Right_High_CH

N77(60M)_DFT-s-OFDM_BPSK_Outer_Full_High_CH

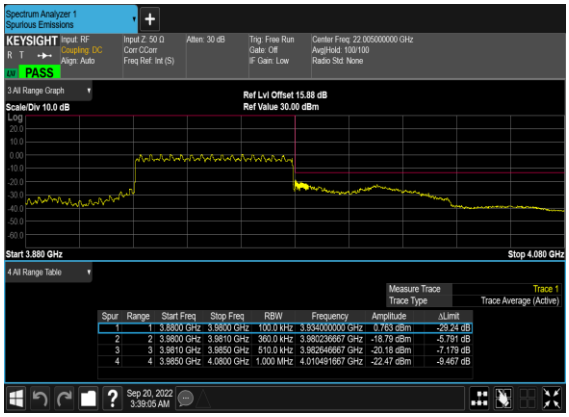

N77(60M)_DFT-s-OFDM_QPSK_Outer_Full_High_CH

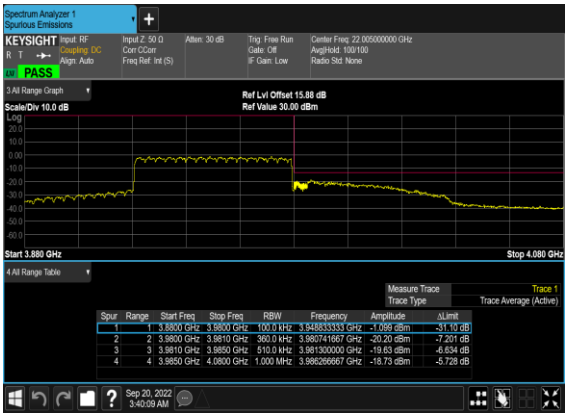

N77(100M)_DFT-s-OFDM_BPSK_Edge_1RB_Left_Low_CH

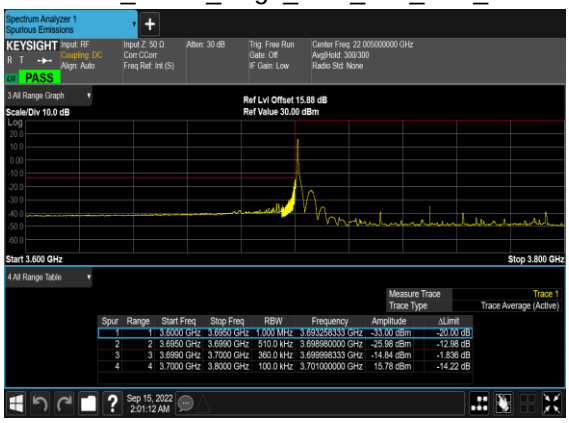

N77(100M)_DFT-s-OFDM_QPSK_Edge_1RB_Left_Low_CH

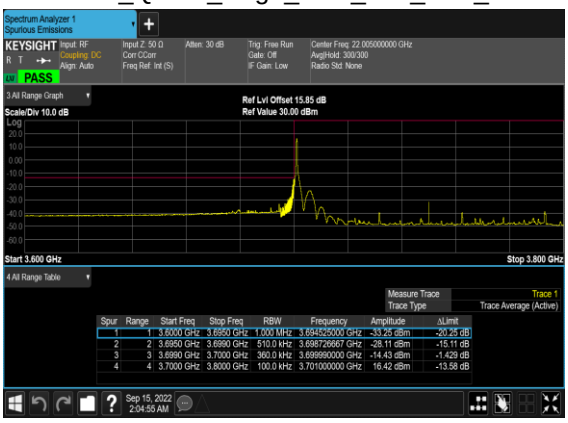

N77(100M)_DFT-s-OFDM_BPSK_Outer_Full_Low_CH

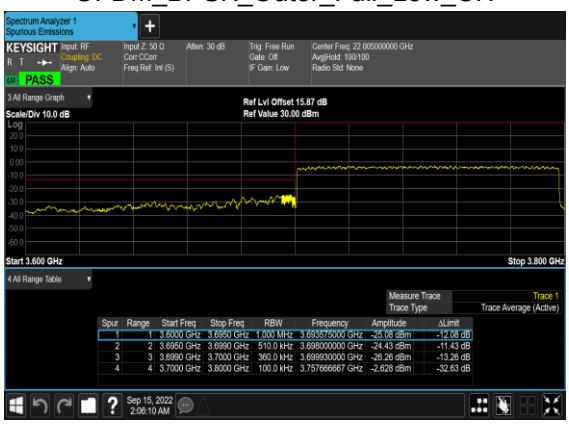

N77(100M)_DFT-s-OFDM_QPSK_Outer_Full_Low_CH

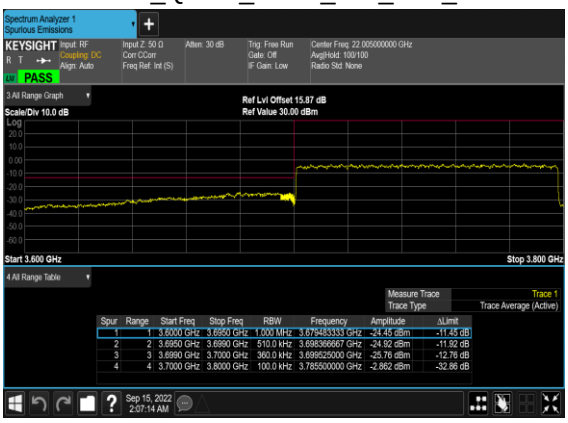

N77(100M)_DFT-s-OFDM_BPSK_Edge_1RB_Right_High_CH

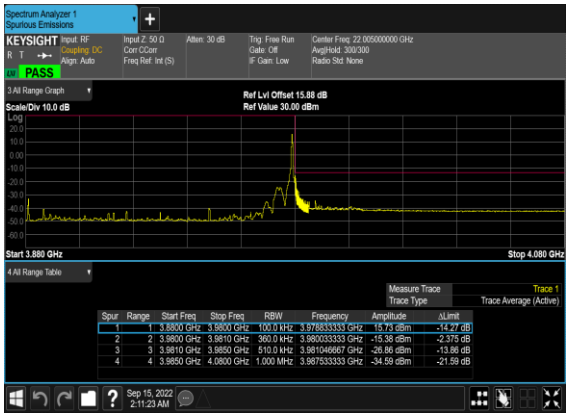

N77(100M)_DFT-s-OFDM_QPSK_Edge_1RB_Right_High_CH

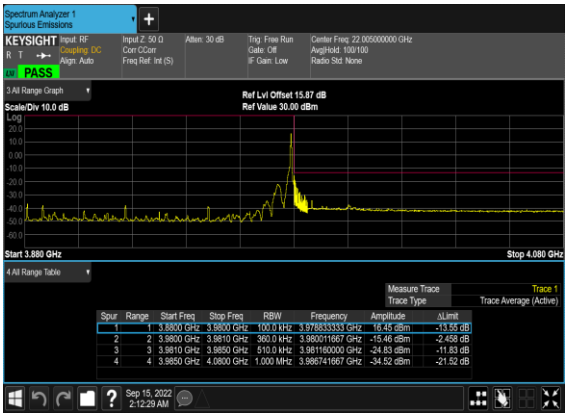

N77(100M)_DFT-s-OFDM_BPSK_Outer_Full_High_CH

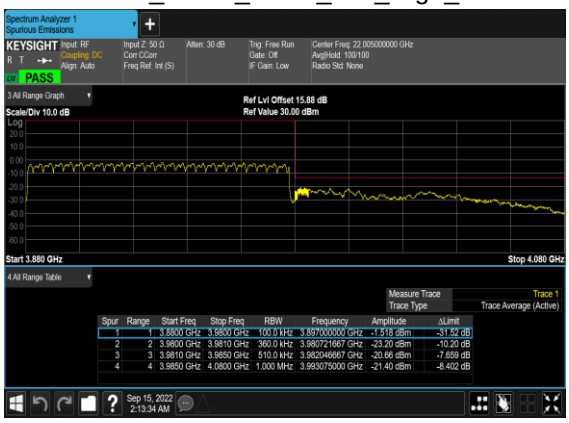

N77(100M)_DFT-s-OFDM_QPSK_Outer_Full_High_CH

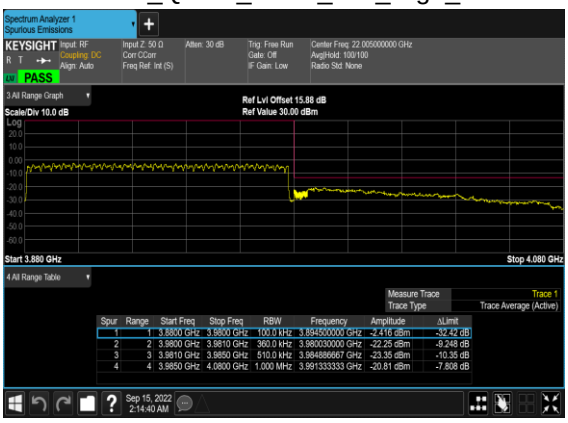

Software Version: 22.09.0601

FR1 N78-Ant 2

Transmitter Conducted Output Power And ERP/EIRP, (G_T - L_C)=1.1dB

NR Band	SCS (kHz)	Bandwidth (MHz)	Arfcn	Freq (MHz)	Modulation	RB	Conducted Power(dBm)	EIRP (dBm)	EIRP (W)
78	30	20	647334	3710.01	DFT-s-OFDM QPSK	1@1	26.5	27.6	0.5754
78	30	20	647334	3710.01	DFT-s-OFDM 16 QAM	1@1	25.6	26.7	0.4677
78	30	20	650000	3750	DFT-s-OFDM QPSK	1@1	26.99	28.09	0.6442
78	30	20	650000	3750	DFT-s-OFDM 16 QAM	1@1	25.82	26.92	0.4920
78	30	20	652666	3789.99	DFT-s-OFDM QPSK	1@1	27.07	28.17	0.6561
78	30	20	652666	3789.99	DFT-s-OFDM 16 QAM	1@1	26	27.1	0.5129
78	30	30	647668	3715.02	DFT-s-OFDM QPSK	1@1	26.43	27.53	0.5662
78	30	30	647668	3715.02	DFT-s-OFDM 16 QAM	1@1	25.5	26.6	0.4571
78	30	30	650000	3750	DFT-s-OFDM QPSK	1@1	26.58	27.68	0.5861
78	30	30	650000	3750	DFT-s-OFDM 16 QAM	1@1	25.57	26.67	0.4645
78	30	30	652332	3784.98	DFT-s-OFDM QPSK	1@1	26.79	27.89	0.6152
78	30	30	652332	3784.98	DFT-s-OFDM 16 QAM	1@1	25.83	26.93	0.4932
78	30	40	648000	3720	DFT-s-OFDM QPSK	1@1	26.25	27.35	0.5433
78	30	40	648000	3720	DFT-s-OFDM 16 QAM	1@1	25.27	26.37	0.4335
78	30	40	650000	3750	DFT-s-OFDM QPSK	1@1	26.51	27.61	0.5768
78	30	40	650000	3750	DFT-s-OFDM 16 QAM	1@1	25.12	26.22	0.4188
78	30	40	652000	3780	DFT-s-OFDM QPSK	1@1	26.82	27.92	0.6194
78	30	40	652000	3780	DFT-s-OFDM 16 QAM	1@1	25.46	26.56	0.4529
78	30	50	648334	3725.01	DFT-s-OFDM QPSK	1@1	26.63	27.73	0.5929
78	30	50	648334	3725.01	DFT-s-OFDM 16 QAM	1@1	25.22	26.32	0.4285
78	30	50	650000	3750	DFT-s-OFDM QPSK	1@1	26.83	27.93	0.6209
78	30	50	650000	3750	DFT-s-OFDM 16 QAM	1@1	25.35	26.45	0.4416

78	30	50	651666	3774.99	DFT-s-OFDM QPSK	1@1	27.03	28.13	0.6501
78	30	50	651666	3774.99	DFT-s-OFDM 16 QAM	1@1	25.57	26.67	0.4645
78	30	60	648668	3730.02	DFT-s-OFDM QPSK	1@1	26.49	27.59	0.5741
78	30	60	648668	3730.02	DFT-s-OFDM 16 QAM	1@1	25.03	26.13	0.4102
78	30	60	650000	3750	DFT-s-OFDM QPSK	1@1	26.65	27.75	0.5957
78	30	60	650000	3750	DFT-s-OFDM 16 QAM	1@1	25.18	26.28	0.4246
78	30	60	651332	3769.98	DFT-s-OFDM QPSK	1@1	26.64	27.74	0.5943
78	30	60	651332	3769.98	DFT-s-OFDM 16 QAM	1@1	25.58	26.68	0.4656
78	30	80	649334	3740.01	DFT-s-OFDM QPSK	1@1	26.17	27.27	0.5333
78	30	80	649334	3740.01	DFT-s-OFDM 16 QAM	1@1	25.13	26.23	0.4198
78	30	80	650000	3750	DFT-s-OFDM QPSK	1@1	26.17	27.27	0.5333
78	30	80	650000	3750	DFT-s-OFDM 16 QAM	1@1	25.19	26.29	0.4256
78	30	80	650666	3759.99	DFT-s-OFDM QPSK	1@1	26.2	27.3	0.5370
78	30	80	650666	3759.99	DFT-s-OFDM 16 QAM	1@1	25.16	26.26	0.4227
78	30	90	649668	3745.02	DFT-s-OFDM QPSK	1@1	26.01	27.11	0.5140
78	30	90	649668	3745.02	DFT-s-OFDM 16 QAM	1@1	25.03	26.13	0.4102
78	30	90	650000	3750	DFT-s-OFDM QPSK	1@1	25.99	27.09	0.5117
78	30	90	650000	3750	DFT-s-OFDM 16 QAM	1@1	25.02	26.12	0.4093
78	30	90	650332	3754.98	DFT-s-OFDM QPSK	1@1	25.93	27.03	0.5047
78	30	90	650332	3754.98	DFT-s-OFDM 16 QAM	1@1	25.03	26.13	0.4102
78	30	100	650000	3750	DFT-s-OFDM PI/2 BPSK	135@67	26.96	28.06	0.6397
78	30	100	650000	3750	DFT-s-OFDM PI/2 BPSK	1@1	25.73	26.83	0.4819
78	30	100	650000	3750	DFT-s-OFDM PI/2 BPSK	1@271	26.15	27.25	0.5309
78	30	100	650000	3750	DFT-s-OFDM QPSK	135@67	27.11	28.21	0.6622
78	30	100	650000	3750	DFT-s-OFDM QPSK	1@1	25.88	26.98	0.4989
78	30	100	650000	3750	DFT-s-OFDM QPSK	1@271	26.34	27.44	0.5546
78	30	100	650000	3750	DFT-s-OFDM 16 QAM	135@67	26.03	27.13	0.5164

78	30	100	650000	3750	DFT-s-OFDM 16 QAM	1@1	24.81	25.91	0.3899
78	30	100	650000	3750	DFT-s-OFDM 16 QAM	1@271	25.26	26.36	0.4325
78	30	100	650000	3750	DFT-s-OFDM 64 QAM	135@67	24.49	25.59	0.3622
78	30	100	650000	3750	DFT-s-OFDM 64 QAM	1@1	23.04	24.14	0.2594
78	30	100	650000	3750	DFT-s-OFDM 64 QAM	1@271	23.49	24.59	0.2877
78	30	100	650000	3750	DFT-s-OFDM 256 QAM	135@67	22.46	23.56	0.2270
78	30	100	650000	3750	DFT-s-OFDM 256 QAM	1@1	21.21	22.31	0.1702
78	30	100	650000	3750	DFT-s-OFDM 256 QAM	1@271	21.62	22.72	0.1871
78	30	100	650000	3750	CP-OFDM QPSK	137@68	25.53	26.63	0.4603
78	30	100	650000	3750	CP-OFDM QPSK	1@1	24.59	25.69	0.3707
78	30	100	650000	3750	CP-OFDM QPSK	1@271	25.05	26.15	0.4121

Occupied Bandwidth

NR Band	SCS (kHz)	Bandwidth (MHz)	Arfcn	Freq (MHz)	Modulation	RB	OBW (MHz)	26dB OBW (MHz)
78	30	30	650000	3750.0	DFT-s-OFDM PI/2 BPSK	75@0	26.75	28.13
78	30	30	650000	3750.0	DFT-s-OFDM QPSK	75@0	26.802	28.38
78	30	30	650000	3750.0	CP-OFDM QPSK	78@0	27.892	29.49
78	30	30	650000	3750.0	CP-OFDM 16 QAM	78@0	27.87	29.46
78	30	30	650000	3750.0	CP-OFDM 64 QAM	78@0	27.906	29.55
78	30	30	650000	3750.0	CP-OFDM 256 QAM	78@0	27.781	29.46

N78(30M)_DFT-s-OFDM_PI_2-BPSK_Outer_Full_Mid_CH

N78(30M)_DFT-s-OFDM_QPSK_Outer_Full_Mid_CH

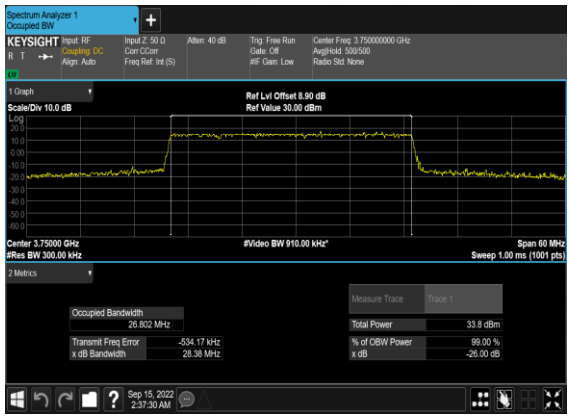

N78(30M)_CP-OFDM_QPSK_Outer_Full_Mid_CH

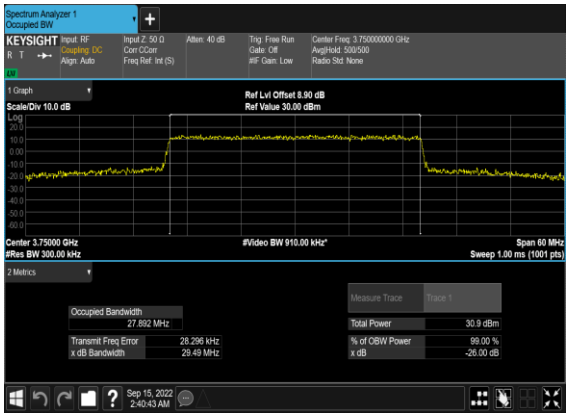

N78(30M)_CP-OFDM_16 QAM_Outer_Full_Mid_CH

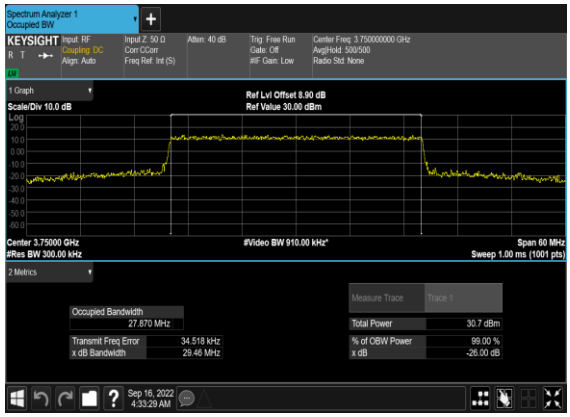

N78(30M)_CP-OFDM_64 QAM_Outer_Full_Mid_CH

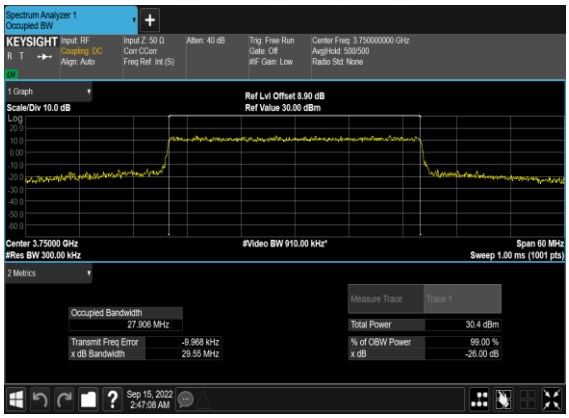

N78(30M)_CP-OFDM_256 QAM_Outer_Full_Mid_CH

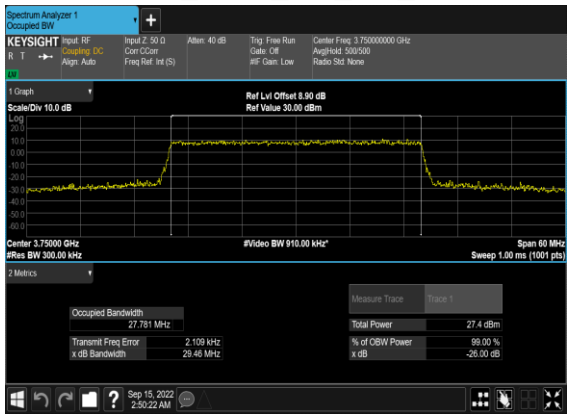

Conducted Spurious Emissions

NR Band	SCS (kHz)	Bandwidth (MHz)	Arfcn	Freq (MHz)	Modulation	RB	Result	Verdict
78	30	30	647668	3715.02	DFT-s-OFDM BPSK	1@0	see graph	**---**
78	30	30	647668	3715.02	DFT-s-OFDM BPSK	1@0	see graph	**PASS**
78	30	30	647668	3715.02	DFT-s-OFDM BPSK	1@0	see graph	**PASS**
78	30	30	647668	3715.02	DFT-s-OFDM QPSK	1@0	see graph	**---**
78	30	30	647668	3715.02	DFT-s-OFDM QPSK	1@0	see graph	**PASS**
78	30	30	647668	3715.02	DFT-s-OFDM QPSK	1@0	see graph	**PASS**
78	30	30	650000	3750.0	DFT-s-OFDM BPSK	1@0	see graph	**---**
78	30	30	650000	3750.0	DFT-s-OFDM BPSK	1@0	see graph	**PASS**
78	30	30	650000	3750.0	DFT-s-OFDM BPSK	1@0	see graph	**PASS**
78	30	30	650000	3750.0	DFT-s-OFDM QPSK	1@0	see graph	**---**
78	30	30	650000	3750.0	DFT-s-OFDM QPSK	1@0	see graph	**PASS**
78	30	30	650000	3750.0	DFT-s-OFDM QPSK	1@0	see graph	**PASS**
78	30	30	652332	3784.98	DFT-s-OFDM BPSK	1@0	see graph	**---**
78	30	30	652332	3784.98	DFT-s-OFDM BPSK	1@0	see graph	**PASS**
78	30	30	652332	3784.98	DFT-s-OFDM BPSK	1@0	see graph	**PASS**
78	30	30	652332	3784.98	DFT-s-OFDM QPSK	1@0	see graph	**---**
78	30	30	652332	3784.98	DFT-s-OFDM QPSK	1@0	see graph	**PASS**
78	30	30	652332	3784.98	DFT-s-OFDM QPSK	1@0	see graph	**PASS**

N78(30M)_DFT-s-OFDM_BPSK_Edge_1RB_Left_Low_CH

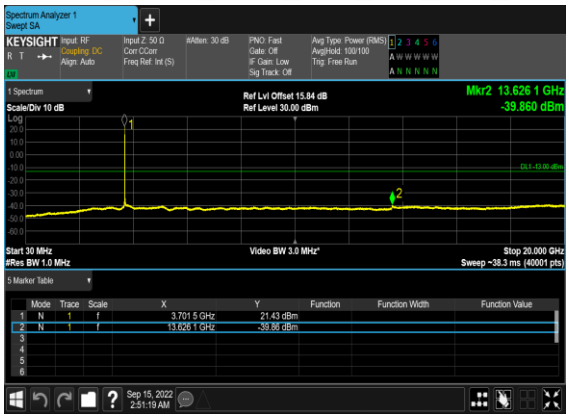

N78(30M)_DFT-s-OFDM_BPSK_Edge_1RB_Left_Low_CH

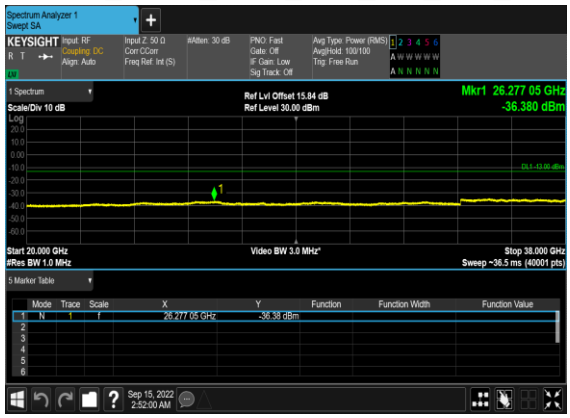

N78(30M)_DFT-s-OFDM_QPSK_Edge_1RB_Left_Low_CH

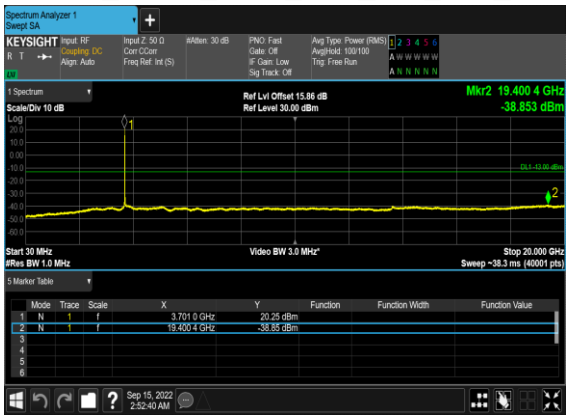

N78(30M)_DFT-s-OFDM_QPSK_Edge_1RB_Left_Low_CH

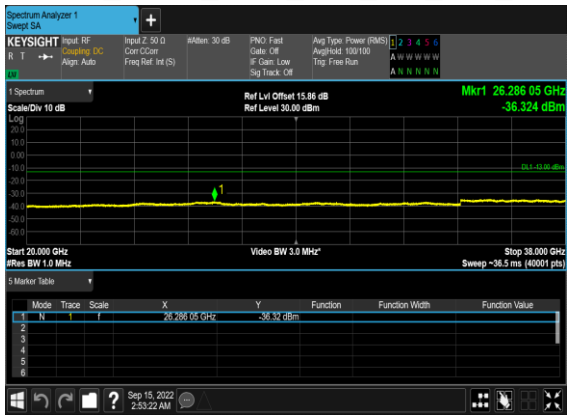

N78(30M)_DFT-s-OFDM_BPSK_Edge_1RB_Left_Mid_CH

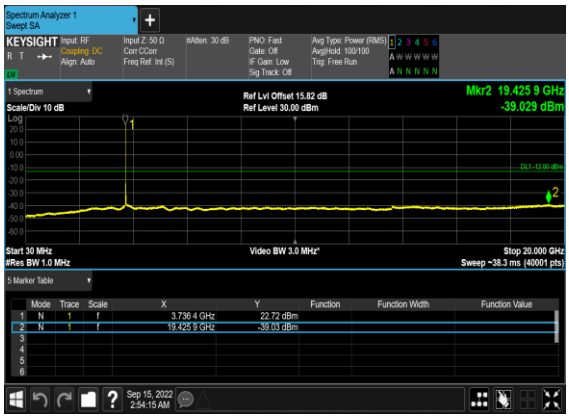

N78(30M)_DFT-s-OFDM_BPSK_Edge_1RB_Left_Mid_CH

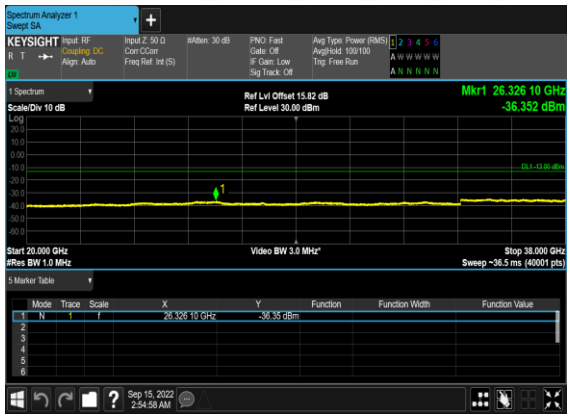

N78(30M)_DFT-s-OFDM_QPSK_Edge_1RB_Left_Mid_CH

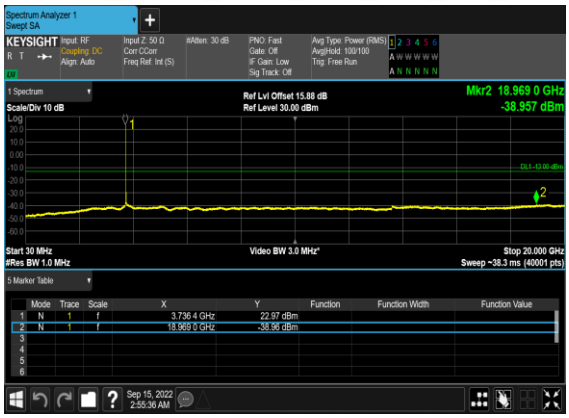

N78(30M)_DFT-s-OFDM_QPSK_Edge_1RB_Left_Mid_CH

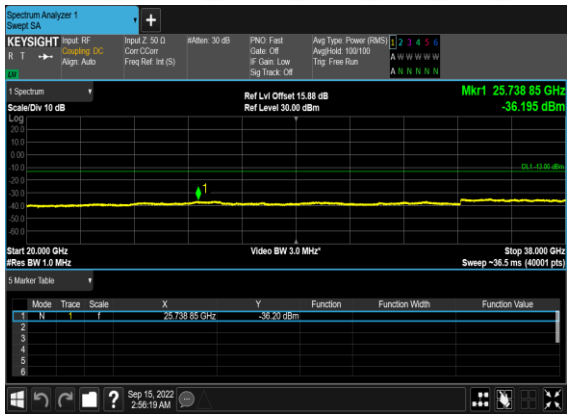

N78(30M)_DFT-s-OFDM_BPSK_Edge_1RB_Left_High_CH

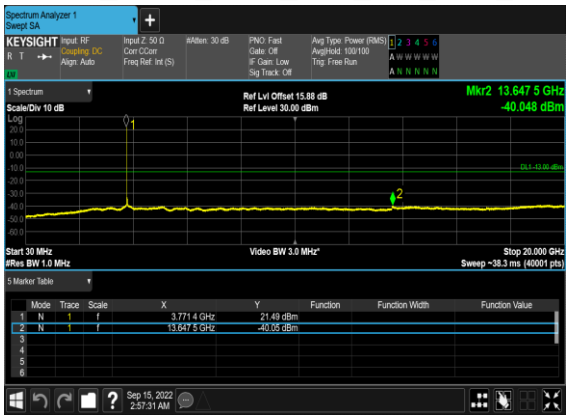

N78(30M)_DFT-s-OFDM_BPSK_Edge_1RB_Left_High_CH

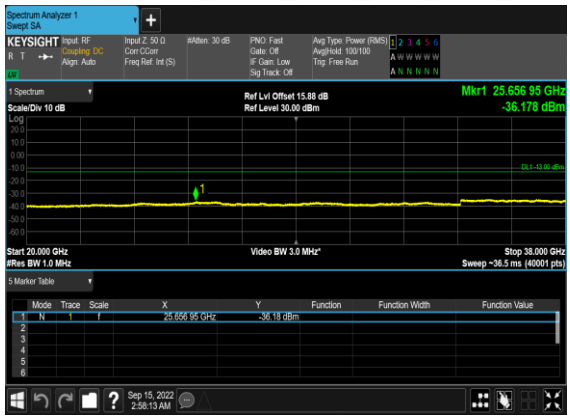

N78(30M)_DFT-s-OFDM_QPSK_Edge_1RB_Left_High_CH

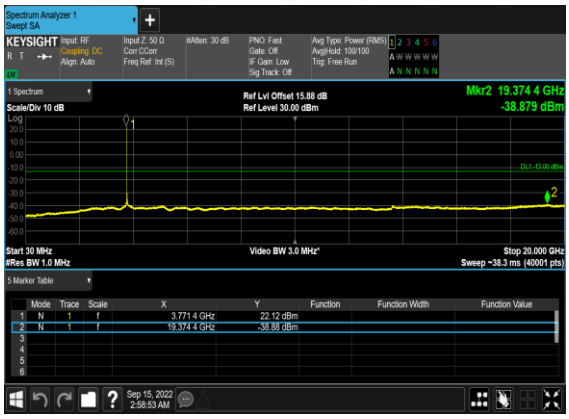

N78(30M)_DFT-s-OFDM_QPSK_Edge_1RB_Left_High_CH

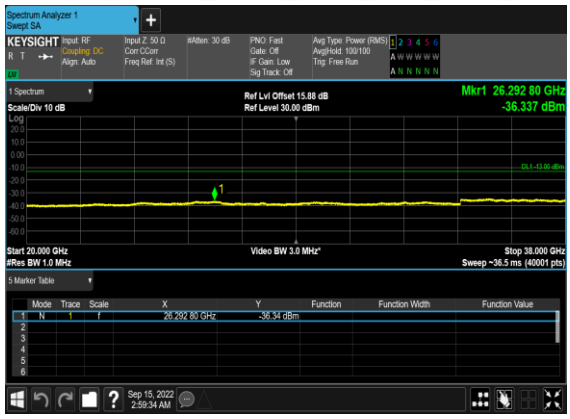

Conducted Band Edge

NR Band	SCS (kHz)	Bandwidth (MHz)	Arfcn	Freq (MHz)	Modulation	RB	Result	Verdict
78	30	30	647668	3715.02	DFT-s-OFDM BPSK	1@0	see graph	**PASS**
78	30	30	647668	3715.02	DFT-s-OFDM QPSK	1@0	see graph	**PASS**
78	30	30	647668	3715.02	DFT-s-OFDM BPSK	75@0	see graph	**PASS**
78	30	30	647668	3715.02	DFT-s-OFDM QPSK	75@0	see graph	**PASS**
78	30	30	652332	3784.98	DFT-s-OFDM BPSK	1@77	see graph	**PASS**
78	30	30	652332	3784.98	DFT-s-OFDM QPSK	1@77	see graph	**PASS**
78	30	30	652332	3784.98	DFT-s-OFDM BPSK	75@0	see graph	**PASS**
78	30	30	652332	3784.98	DFT-s-OFDM QPSK	75@0	see graph	**PASS**

N78(30M)_DFT-s-OFDM_BPSK_Edge_1RB_Left_Low_CH

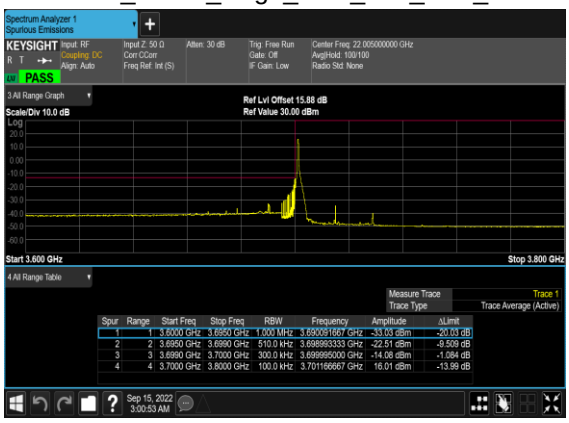

N78(30M)_DFT-s-OFDM_QPSK_Edge_1RB_Left_Low_CH

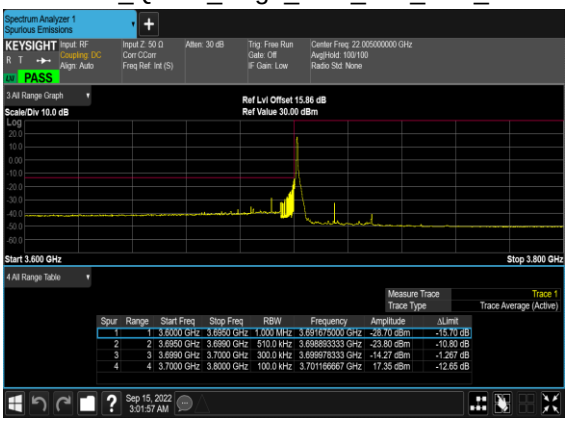

N78(30M)_DFT-s-OFDM_BPSK_Outer_Full_Low_CH

N78(30M)_DFT-s-OFDM_QPSK_Outer_Full_Low_CH

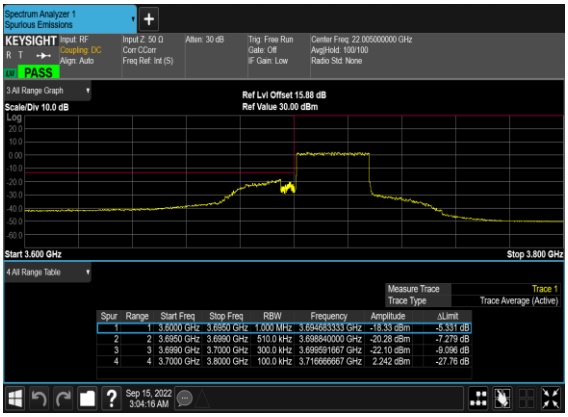

N78(30M)_DFT-s-OFDM_BPSK_Edge_1RB_Right_High_CH

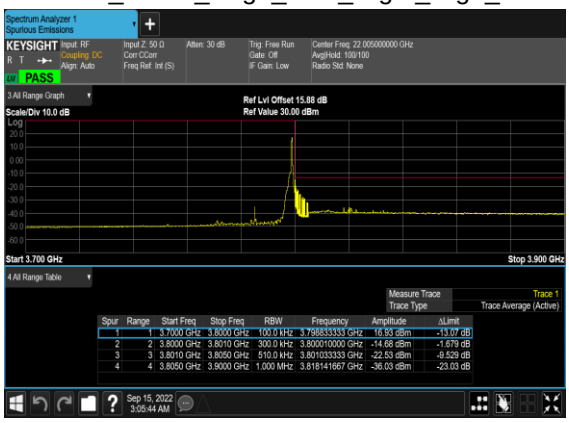

N78(30M)_DFT-s-OFDM_QPSK_Edge_1RB_Right_High_CH

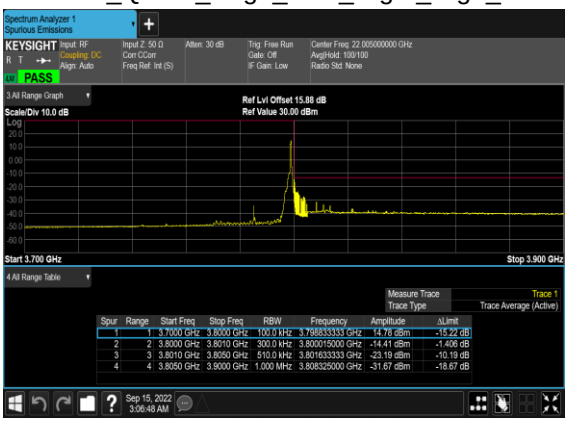

N78(30M)_DFT-s-OFDM_BPSK_Outer_Full_High_CH

N78(30M)_DFT-s-OFDM_QPSK_Outer_Full_High_CH

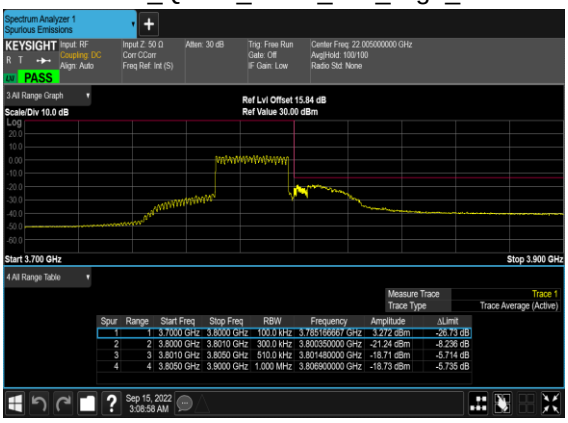

Appendix B. Test Results of Radiated Test

Radiated Spurious Emission

Test Engineer :	Levi Zhuo	Temperature :	22~23℃
		Relative Humidity :	41~42%

Note: Pre-scanned harmonic for the different antenna combinations, we choose the worst antenna mode to perform final test.

SA n77 / NR 100MHz / QPSK DFT-s-OFDM / ANT2								
Channel	Frequency (MHz)	EIRP (dBm)	Limit (dBm)	Over Limit (dB)	S.G. Power (dBm)	TX Cable loss (dB)	TX Antenna Gain (dBi)	Polarization (H/V)
Middle	7584	-43.64	-13	-30.64	-54.08	2.80	13.24	H
	11388	-60.96	-13	-47.96	-70.51	3.46	13.01	H
	15168	-45.08	-13	-32.08	-54.64	3.88	13.44	H
	7584	-45.26	-13	-32.26	-55.70	2.80	13.24	V
	11388	-61.09	-13	-48.09	-70.64	3.46	13.01	V
	15168	-42.05	-13	-29.05	-51.61	3.88	13.44	V

Remark: Spurious emissions within 30-1000MHz were found more than 20dB below limit line.

SA n78 / NR 100MHz / QPSK DFT-s-OFDM / ANT2								
Channel	Frequency (MHz)	EIRP (dBm)	Limit (dBm)	Over Limit (dB)	S.G. Power (dBm)	TX Cable loss (dB)	TX Antenna Gain (dBi)	Polarization (H/V)
Middle	7404	-60.34	-13	-47.34	-70.78	2.80	13.24	H
	11112	-61.07	-13	-48.07	-70.62	3.46	13.01	H
	14808	-51.65	-13	-38.65	-61.21	3.88	13.44	H
	7404	-54.79	-13	-41.79	-65.23	2.80	13.24	V
	11112	-60.92	-13	-47.92	-70.47	3.46	13.01	V
	14808	-40.85	-13	-27.85	-50.41	3.88	13.44	V

Remark: Spurious emissions within 30-1000MHz were found more than 20dB below limit line.

EN-DC_2A_n78 / LTE 20MHz + NR 100MHz / QPSK / ANT1 (LTE) & ANT2 (NR)								
Channel	Frequency (MHz)	EIRP (dBm)	Limit (dBm)	Over Limit (dB)	S.G. Power (dBm)	TX Cable loss (dB)	TX Antenna Gain (dBi)	Polarization (H/V)
Middle	7404	-56.71	-13	-43.71	-67.15	2.80	13.24	H
	11112	-60.73	-13	-47.73	-70.28	3.46	13.01	H
	14808	-51.06	-13	-38.06	-60.62	3.88	13.44	H
	7404	-52.85	-13	-39.85	-63.29	2.80	13.24	V
	11112	-60.80	-13	-47.80	-70.35	3.46	13.01	V
	14808	-53.19	-13	-40.19	-62.75	3.88	13.44	V

Remark: Spurious emissions within 30-1000MHz were found more than 20dB below limit line.

EN-DC_5A_n78 / LTE 10MHz + NR 100MHz / QPSK / ANT1 (LTE) & ANT2(NR)								
Channel	Frequency (MHz)	EIRP (dBm)	Limit (dBm)	Over Limit (dB)	S.G. Power (dBm)	TX Cable loss (dB)	TX Antenna Gain (dBi)	Polarization (H/V)
Middle	7404	-51.67	-13	-38.67	-62.11	2.80	13.24	H
	11112	-60.76	-13	-47.76	-70.31	3.46	13.01	H
	14808	-44.63	-13	-31.63	-54.19	3.88	13.44	H
	7404	-49.41	-13	-36.41	-59.85	2.80	13.24	V
	11112	-60.75	-13	-47.75	-70.30	3.46	13.01	V
	14808	-47.69	-13	-34.69	-57.25	3.88	13.44	V

Remark: Spurious emissions within 30-1000MHz were found more than 20dB below limit line.

EN-DC_7A_n78 / LTE 20MHz + NR 100MHz / QPSK / ANT0 (LTE) & ANT2(NR)								
Channel	Frequency (MHz)	EIRP (dBm)	Limit (dBm)	Over Limit (dB)	S.G. Power (dBm)	TX Cable loss (dB)	TX Antenna Gain (dBi)	Polarization (H/V)
Middle	7404	-52.09	-13	-39.09	-62.53	2.80	13.24	H
	11112	-60.80	-13	-47.80	-70.35	3.46	13.01	H
	14808	-45.31	-13	-32.31	-54.87	3.88	13.44	H
	7404	-49.59	-13	-36.59	-60.03	2.80	13.24	V
	11112	-60.94	-13	-47.94	-70.49	3.46	13.01	V
	14808	-47.91	-13	-34.91	-57.47	3.88	13.44	V

Remark: Spurious emissions within 30-1000MHz were found more than 20dB below limit line.

EN-DC_38A_n78 / LTE 20MHz + NR 100MHz / QPSK / ANT0 (LTE) & ANT2(NR)								
Channel	Frequency (MHz)	EIRP (dBm)	Limit (dBm)	Over Limit (dB)	S.G. Power (dBm)	TX Cable loss (dB)	TX Antenna Gain (dBi)	Polarization (H/V)
Middle	7404	-56.89	-13	-43.89	-67.33	2.80	13.24	H
	11106	-57.56	-13	-44.56	-67.11	3.46	13.01	H
	14808	-44.70	-13	-31.70	-54.26	3.88	13.44	H
	7404	-51.59	-13	-38.59	-62.03	2.80	13.24	V
	11106	-54.86	-13	-41.86	-64.41	3.46	13.01	V
	14808	-49.97	-13	-36.97	-59.53	3.88	13.44	V

Remark: Spurious emissions within 30-1000MHz were found more than 20dB below limit line.

EN-DC_41A_n78 / LTE 20MHz + NR 100MHz / QPSK / ANT0 (LTE) & ANT2(NR)								
Channel	Frequency (MHz)	EIRP (dBm)	Limit (dBm)	Over Limit (dB)	S.G. Power (dBm)	TX Cable loss (dB)	TX Antenna Gain (dBi)	Polarization (H/V)
Middle	7404	-56.90	-13	-43.90	-67.34	2.80	13.24	H
	11106	-59.05	-13	-46.05	-68.60	3.46	13.01	H
	14808	-52.61	-13	-39.61	-62.17	3.88	13.44	H
	7404	-51.53	-13	-38.53	-61.97	2.80	13.24	V
	11106	-56.61	-13	-43.61	-66.16	3.46	13.01	V
	14808	-52.43	-13	-39.43	-61.99	3.88	13.44	V

Remark: Spurious emissions within 30-1000MHz were found more than 20dB below limit line.

EN-DC_66A_n78 / LTE 20MHz + NR 100MHz / QPSK / ANT0 (LTE) & ANT2(NR)								
Channel	Frequency (MHz)	EIRP (dBm)	Limit (dBm)	Over Limit (dB)	S.G. Power (dBm)	TX Cable loss (dB)	TX Antenna Gain (dBi)	Polarization (H/V)
Middle	7404	-58.53	-13	-45.53	-68.97	2.80	13.24	H
	11112	-60.91	-13	-47.91	-70.46	3.46	13.01	H
	14808	-46.70	-13	-33.70	-56.26	3.88	13.44	H
	7404	-53.46	-13	-40.46	-63.90	2.80	13.24	V
	11112	-60.61	-13	-47.61	-70.16	3.46	13.01	V
	14808	-45.07	-13	-32.07	-54.63	3.88	13.44	V

Remark: Spurious emissions within 30-1000MHz were found more than 20dB below limit line.