N78(20M)_DFT-s-OFDM_BPSK_Edge_1RB_Left_Low_CH

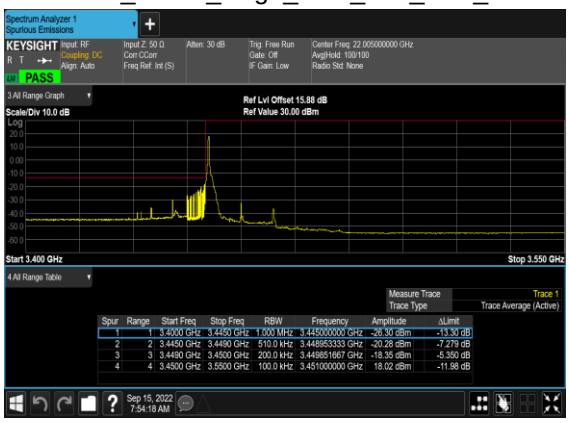

N78(20M)_DFT-s-OFDM_QPSK_Edge_1RB_Left_Low_CH

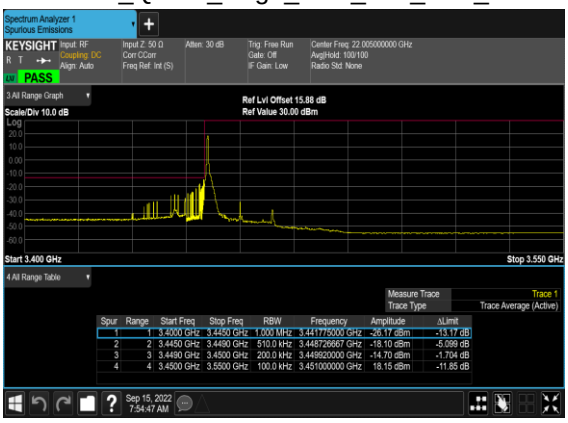

N78(20M)_DFT-s-OFDM_BPSK_Outer_Full_Low_CH

N78(20M)_DFT-s-OFDM_QPSK_Outer_Full_Low_CH

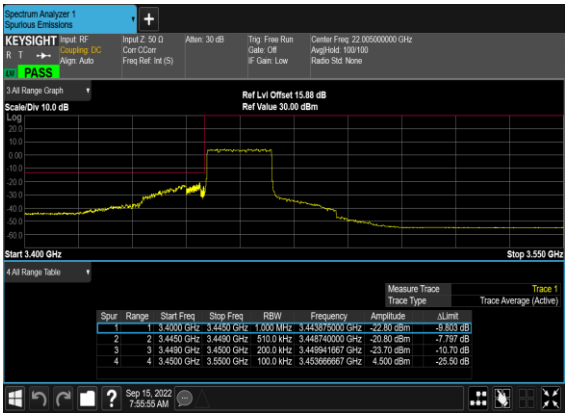

N78(20M)_DFT-s-OFDM_BPSK_Edge_1RB_Right_High_CH

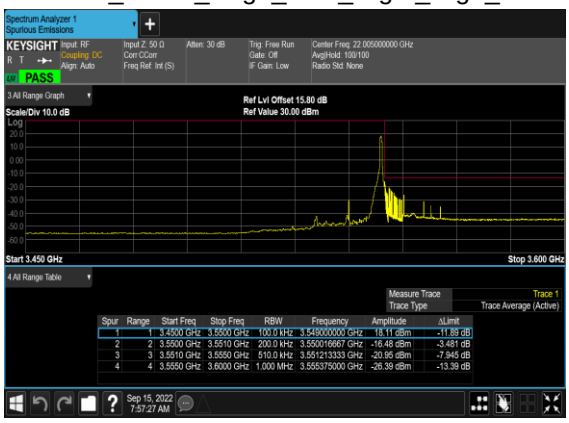

N78(20M)_DFT-s-OFDM_QPSK_Edge_1RB_Right_High_CH

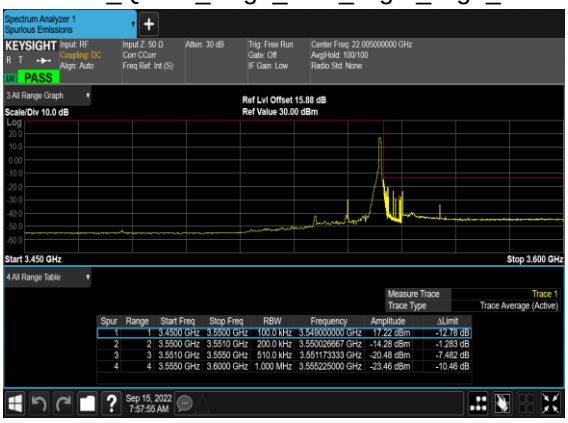

N78(20M)_DFT-s-OFDM_BPSK_Outer_Full_High_CH

N78(20M)_DFT-s-OFDM_QPSK_Outer_Full_High_CH

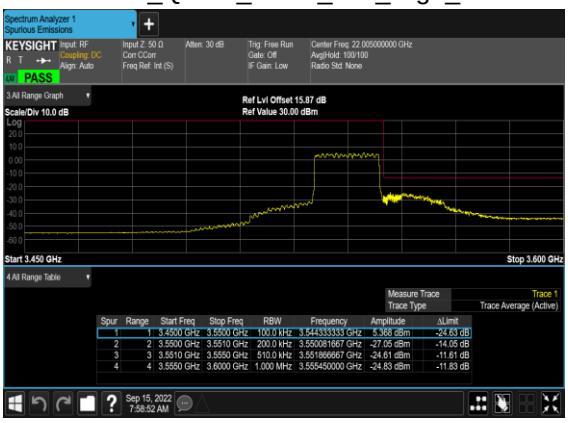

N78(50M)_DFT-s-OFDM_BPSK_Edge_1RB_Left_Low_CH

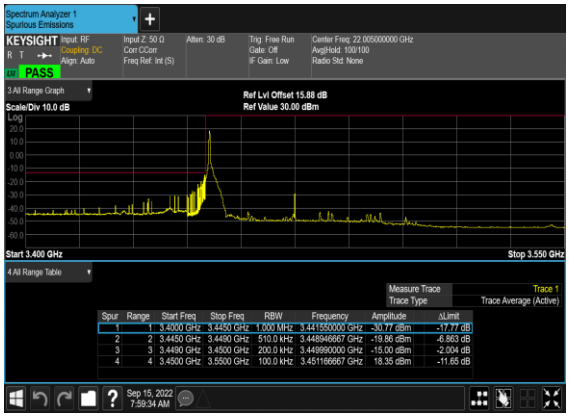

N78(50M)_DFT-s-OFDM_QPSK_Edge_1RB_Left_Low_CH

N78(50M)_DFT-s-OFDM_BPSK_Outer_Full_Low_CH

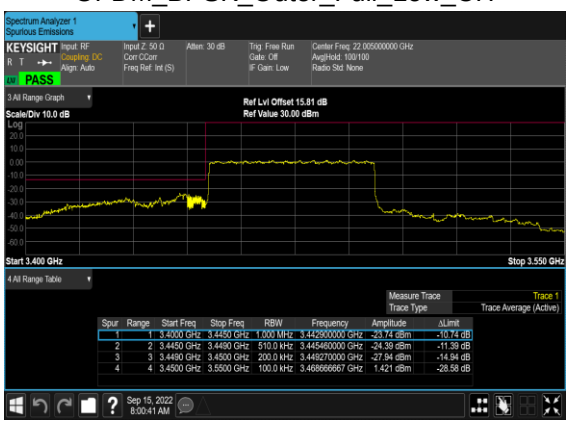

N78(50M)_DFT-s-OFDM_QPSK_Outer_Full_Low_CH

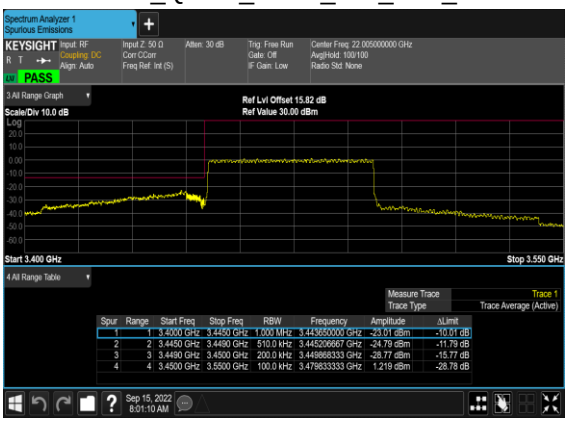

N78(50M)_DFT-s-OFDM_BPSK_Edge_1RB_Right_High_CH

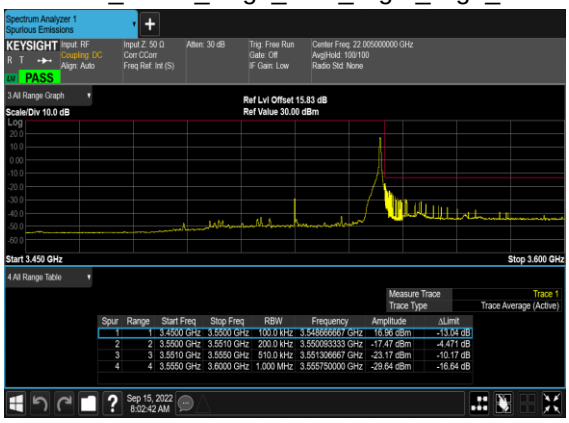

N78(50M)_DFT-s-OFDM_QPSK_Edge_1RB_Right_High_CH

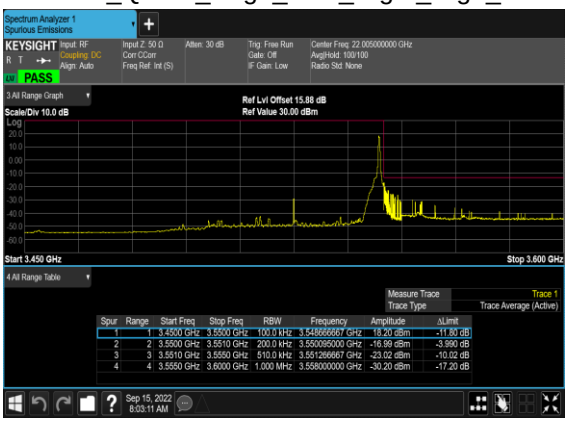

N78(50M)_DFT-s-OFDM_BPSK_Outer_Full_High_CH

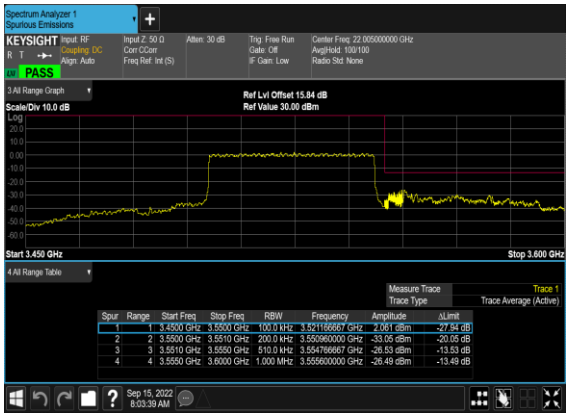

N78(50M)_DFT-s-OFDM_QPSK_Outer_Full_High_CH

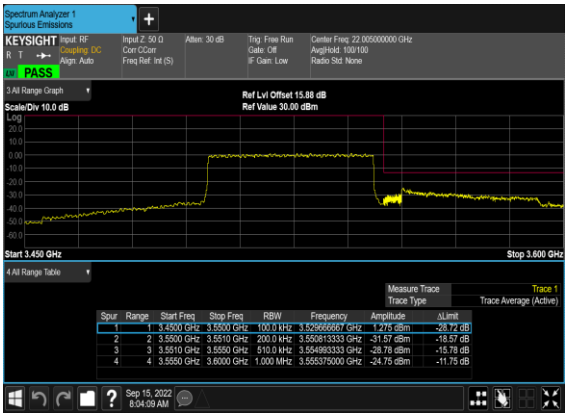

N78(100M)_DFT-s-OFDM_BPSK_Edge_1RB_Left_Mid_CH

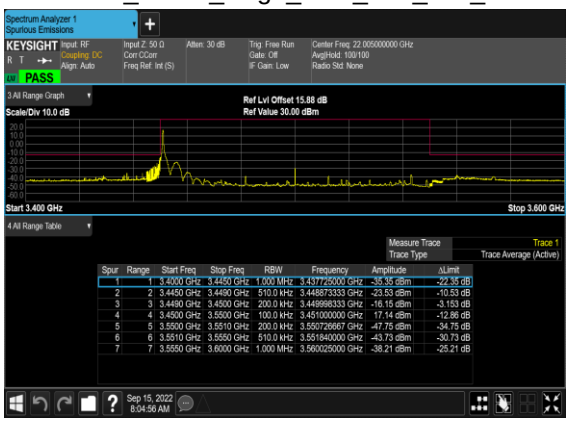

N78(100M)_DFT-s-OFDM_QPSK_Edge_1RB_Left_Mid_CH

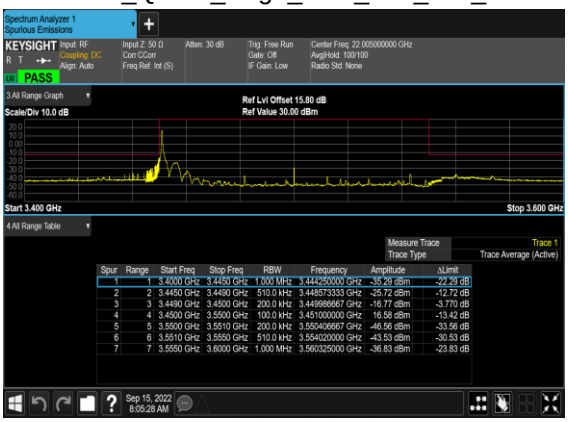

N78(100M)_DFT-s-OFDM_BPSK_Edge_1RB_Right_Mid_CH

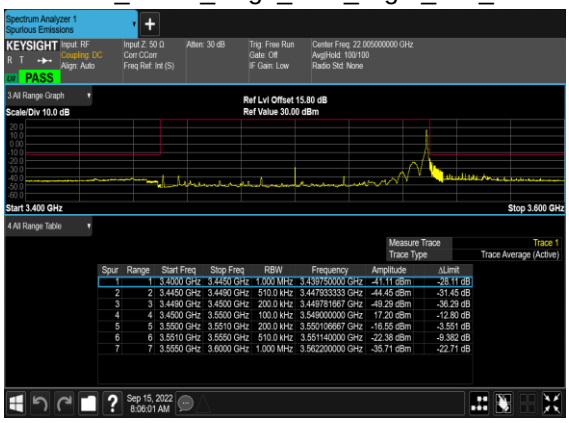

N78(100M)_DFT-s-OFDM_QPSK_Edge_1RB_Right_Mid_CH

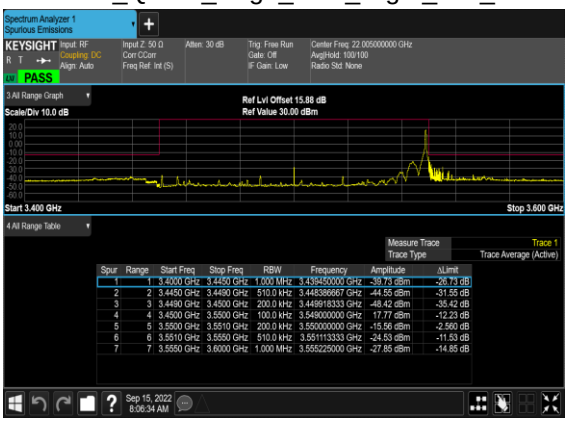

N78(100M)_DFT-s-OFDM_BPSK_Outer_Full_Mid_CH

N78(100M)_DFT-s-OFDM_QPSK_Outer_Full_Mid_CH

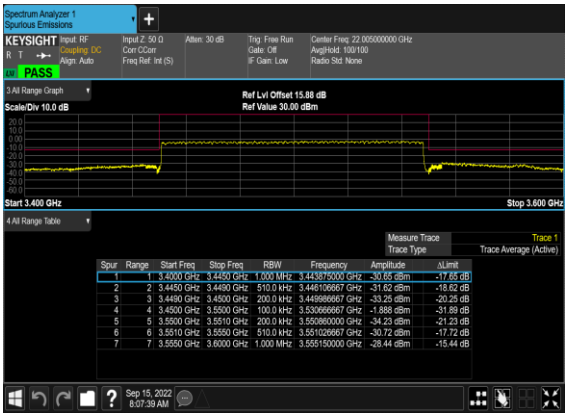

Appendix B. Test Results of Radiated Test

Radiated Spurious Emission

Test Engineer :	Carry Xu	Temperature :	23~25℃
		Relative Humidity :	41~42%

Note: Pre-scanned harmonic for the different antenna combinations, we choose the worst antenna mode to perform final test.

n78 SA / NR 100MHz / QPSK / ANT5								
Channel	Frequency (MHz)	EIRP (dBm)	Limit (dBm)	Over Limit (dB)	S.G. Power (dBm)	TX Cable loss (dB)	TX Antenna Gain (dBi)	Polarization (H/V)
Middle	6912	-64.24	-13	-51.24	-74.68	2.80	13.24	H
	10368	-61.78	-13	-48.78	-72.16	2.96	13.34	H
	13806	-50.86	-13	-37.86	-60.81	3.46	13.41	H
	17256	-55.09	-13	-42.09	-64.75	3.88	13.54	H
	6912	-64.39	-13	-51.39	-74.83	2.80	13.24	V
	10368	-61.85	-13	-48.85	-72.23	2.96	13.34	V
	13806	-52.78	-13	-39.78	-62.73	3.46	13.41	V
	17256	-58.49	-13	-45.49	-68.15	3.88	13.54	V

Remark: Spurious emissions within 30-1000MHz were found more than 20dB below limit line.

EN-DC_2A_n78A / LTE 20MHz + NR 100MHz / QPSK / ANT1(LTE) & ANT5(NR)								
Channel	Frequency (MHz)	EIRP (dBm)	Limit (dBm)	Over Limit (dB)	S.G. Power (dBm)	TX Cable loss (dB)	TX Antenna Gain (dBi)	Polarization (H/V)
Middle	6912	-63.80	-13	-50.80	-74.24	2.80	13.24	H
	10368	-60.65	-13	-47.65	-71.03	2.96	13.34	H
	13818	-59.93	-13	-46.93	-69.92	3.42	13.41	H
	17256	-55.50	-13	-42.50	-65.16	3.88	13.54	H
	6912	-63.75	-13	-50.75	-74.19	2.80	13.24	V
	10368	-61.59	-13	-48.59	-71.97	2.96	13.34	V
	13806	-49.36	-13	-36.36	-59.31	3.46	13.41	V
	17256	-58.46	-13	-45.46	-68.12	3.88	13.54	V

Remark: Spurious emissions within 30-1000MHz were found more than 20dB below limit line.

EN-DC_5A_n78A / LTE 10MHz + NR 100MHz / QPSK / ANT1(LTE) & ANT5(NR)								
Channel	Frequency (MHz)	EIRP (dBm)	Limit (dBm)	Over Limit (dB)	S.G. Power (dBm)	TX Cable loss (dB)	TX Antenna Gain (dBi)	Polarization (H/V)
Middle	6900	-62.21	-13	-49.21	-72.65	2.80	13.24	H
	10356	-59.29	-13	-46.29	-69.67	2.96	13.34	H
	13806	-49.06	-13	-36.06	-59.01	3.46	13.41	H
	17256	-54.92	-13	-41.92	-64.58	3.88	13.54	H
	6900	-59.85	-13	-46.85	-70.29	2.80	13.24	V
	10356	-58.69	-13	-45.69	-69.07	2.96	13.34	V
	13806	-49.14	-13	-36.14	-59.09	3.46	13.41	V
	17256	-58.22	-13	-45.22	-67.88	3.88	13.54	V

Remark: Spurious emissions within 30-1000MHz were found more than 20dB below limit line.

EN-DC_7A_n78A / LTE 20MHz + NR 100MHz / QPSK / ANT3(LTE) & ANT5(NR)								
Channel	Frequency (MHz)	EIRP (dBm)	Limit (dBm)	Over Limit (dB)	S.G. Power (dBm)	TX Cable loss (dB)	TX Antenna Gain (dBi)	Polarization (H/V)
Middle	6912	-64.10	-13	-51.10	-74.54	2.80	13.24	H
	10368	-60.97	-13	-47.97	-70.52	3.46	13.01	H
	13806	-56.93	-13	-43.93	-66.49	3.88	13.44	H
	6912	-61.96	-13	-48.96	-72.40	2.80	13.24	V
	10368	-61.50	-13	-48.50	-71.05	3.46	13.01	V
	13806	-58.55	-13	-45.55	-68.11	3.88	13.44	V

Remark: Spurious emissions within 30-1000MHz were found more than 20dB below limit line.

EN-DC_38A_n78A / LTE 20MHz + NR 100MHz / QPSK / ANT3(LTE) & ANT5(NR)								
Channel	Frequency (MHz)	EIRP (dBm)	Limit (dBm)	Over Limit (dB)	S.G. Power (dBm)	TX Cable loss (dB)	TX Antenna Gain (dBi)	Polarization (H/V)
Middle	6900	-61.92	-13	-48.92	-72.36	2.80	13.24	H
	10386	-60.37	-13	-47.37	-70.75	2.96	13.34	H
	13806	-47.70	-13	-34.70	-57.65	3.46	13.41	H
	17256	-53.90	-13	-40.90	-63.56	3.88	13.54	H
	6900	-60.62	-13	-47.62	-71.06	2.80	13.24	V
	10356	-59.54	-13	-46.54	-69.92	2.96	13.34	V
	13806	-49.24	-13	-36.24	-59.19	3.46	13.41	V
	17256	-56.71	-13	-43.71	-66.37	3.88	13.54	V

Remark: Spurious emissions within 30-1000MHz were found more than 20dB below limit line.

EN-DC_41A_n78A / LTE 20MHz + NR 100MHz / QPSK / ANT3(LTE) & ANT5(NR)								
Channel	Frequency (MHz)	EIRP (dBm)	Limit (dBm)	Over Limit (dB)	S.G. Power (dBm)	TX Cable loss (dB)	TX Antenna Gain (dBi)	Polarization (H/V)
Middle	6900	-62.00	-13	-49.00	-72.44	2.80	13.24	H
	10368	-61.30	-13	-48.30	-71.68	2.96	13.34	H
	13806	-57.23	-13	-44.23	-67.18	3.46	13.41	H
	17256	-53.97	-13	-40.97	-63.63	3.88	13.54	H
	6900	-59.97	-13	-46.97	-70.41	2.80	13.24	V
	10368	-61.27	-13	-48.27	-71.65	2.96	13.34	V
	13806	-51.28	-13	-38.28	-61.23	3.46	13.41	V
	17256	-58.22	-13	-45.22	-67.88	3.88	13.54	V

Remark: Spurious emissions within 30-1000MHz were found more than 20dB below limit line.

EN-DC_66A_n78A / LTE 20MHz + NR 100MHz / QPSK / ANT3(LTE) & ANT5(NR)								
Channel	Frequency (MHz)	EIRP (dBm)	Limit (dBm)	Over Limit (dB)	S.G. Power (dBm)	TX Cable loss (dB)	TX Antenna Gain (dBi)	Polarization (H/V)
Middle	6900	-62.70	-13	-49.70	-73.14	2.80	13.24	H
	10356	-60.08	-13	-47.08	-70.46	2.96	13.34	H
	13806	-51.21	-13	-38.21	-61.16	3.46	13.41	H
	17256	-54.98	-13	-41.98	-64.64	3.88	13.54	H
	6900	-61.97	-13	-48.97	-72.41	2.80	13.24	V
	10356	-60.06	-13	-47.06	-70.44	2.96	13.34	V
	13806	-52.51	-13	-39.51	-62.46	3.46	13.41	V
	17256	-57.60	-13	-44.60	-67.26	3.88	13.54	V

Remark: Spurious emissions within 30-1000MHz were found more than 20dB below limit line.