TEST REPORT

Applicant:	Xiaomi Communications Co., Ltd.
Address:	#019, 9th Floor, Building 6, 33 Xi'erqi Middle Road, Haidian District, Beijing, China, 100085
Equipment Type:	Mobile Phone
Model Name:	22111317PG
Brand Name:	POCO
FCC ID:	2AFZZ1317PG
Test Standard:	47 CFR Part 15 Subpart E (refer section 3.1)
Test Date:	Sep. 28, 2022 - Oct. 14, 2022
Date of Issue:	Nov. 10, 2022

ISSUED BY:

Shenzhen BALUN Technology Co., Ltd.

Tested by: Yu Yingyuan **Checked by:** Ye Hongji **Approved by:** Liao Jianming (Technical Director)

Revision History

Version	Issue Date	Revisions
Rev. 01	Nov. 10, 2022	Initial Issue

TABLE OF CONTENTS

1 GENERAL INFORMATION 4
1.1 Test Laboratory 4
1.2 Test Location 4
2 PRODUCT INFORMATION 5
2.1 Applicant Information 5
2.2 Manufacturer Information 5
2.3 Factory Information 5
2.4 General Description for Equipment under Test (EUT) 5
2.5 Technical Information 6
2.6 Channel List 8
3 SUMMARY OF TEST RESULTS 11
3.1 Test Standards 11
3.2 Test Verdict 11
4 GENERAL TEST CONFIGURATIONS 12
4.1 Test Environments 12
4.2 Test Equipment List 13
4.3 Test Software List 14
4.4 Measurement Uncertainty 14
4.5 Description of Test Setup 15
5 TEST ITEMS 18
5.1 RF Output Power 18
5.2 Emission Bandwidth and 6 dB Bandwidth 19
5.3 Power Spectral density (PSD) 20
5.4 Conducted Emission 21

5.5 Radiated Spurious Emissions and Band Edge (Restricted-band) 22
ANNEX A TEST RESULT 27
A.1 RF Output Power 27
A.2 Emission Bandwidth & 99% Bandwidth 31
A.3 6 dB Bandwidth 35
A.4 Power Spectral Density 36
A.5 Conducted Emissions 40
A.6 Radiated Spurious Emissions and Band Edge (Restricted-band) 42
ANNEX B TEST SETUP PHOTOS 171
ANNEX C EUT EXTERNAL PHOTOS 171
ANNEX D EUT INTERNAL PHOTOS 171

1 GENERAL INFORMATION

1.1 Test Laboratory

Name	Shenzhen BALUN Technology Co., Ltd.
Address	Block B, 1/F, Baisha Science and Technology Park, Shahe Xi Road, Nanshan District, Shenzhen, Guangdong Province, P. R. China
Phone Number	+86 755 6685 0100

1.2 Test Location

Name	Shenzhen BALUN Technology Co., Ltd.
Location	☑ Block B, 1/F, Baisha Science and Technology Park, Shahe Xi Road, Nanshan District, Shenzhen, Guangdong Province, P. R. China
	☐ 1/F, Building B, Ganghongji High-tech Intelligent Industrial Park, No. 1008, Songbai Road, Yangguang Community, Xili Sub-district, Nanshan District, Shenzhen, Guangdong Province, P. R. China
Accreditation Certificate	The laboratory is a testing organization accredited by FCC as a accredited testing laboratory. The designation number is CN1196.

2 PRODUCT INFORMATION

2.1 Applicant Information

Applicant	Xiaomi Communications Co., Ltd.
Address	#019, 9th Floor, Building 6, 33 Xi'erqi Middle Road, Haidian District, Beijing, China, 100085

2.2 Manufacturer Information

Manufacturer	Xiaomi Communications Co., Ltd.
Address	#019, 9th Floor, Building 6, 33 Xi'erqi Middle Road, Haidian District, Beijing, China, 100085

2.3 Factory Information

Factory	N/A
Address	N/A

2.4 General Description for Equipment under Test (EUT)

EUT Name	Mobile Phone
Model Name Under Test	22111317PG
Series Model Name	N/A
Description of Model name differentiation	N/A
Hardware Version	P2
Software Version	MIUI 13
Dimensions (Approx.)	N/A
Weight (Approx.)	N/A

2.5 Technical Information

Network and Wireless connectivity	2G Network GSM/GPRS/EDGE 850/900/1800/1900 MHz 3G Network WCDMA/HSDPA/HSUPA/DC-HSDPA Band 1/2/4/5/8 4G Network FDD LTE Band 1/2/3/4/5/7/8/20/28/66 TDD LTE Band 38/40/41 CA Uplink (UL): CA_3C, CA_7C, CA_38C, CA_40C 5G Network SA: NR n1/n3/n5/n7/n8/n20/n28/38/n40/n41/n77/n78 NSA(EN-DC): DC_1A_n3A, DC_1A_n5A, DC_1A_n7A, DC_1A_n8A, DC_1A_n28A, DC_1A_n38A, DC_1A_n40A, DC_1A_n41A, DC_1A_n77A, DC_1A_n78A, DC_2A_n78A, DC_3A_n1A, DC_3A_n5A, DC_3A_n7A, DC_3A_n28A, DC_3A_n38A, DC_3A_n40A, DC_3A_n41A, DC_3A_n77A, DC_3A_n78A, DC_5A_n40A, DC_5A_n78A, DC_7A_n1A, DC_7A_n3A, DC_7A_n5A, DC_7A_n8A, DC_7A_n28A, DC_7A_n78A, DC_8A_n1A, DC_8A_n3A, DC_8A_n40A, DC_8A_n41A, DC_8A_n77A, DC_8A_n78A, DC_20A_n1A, DC_20A_n3A, DC_20A_n7A, DC_20A_n78A, DC_28A_n1A, DC_28A_n3A, DC_28A_n7A, DC_28A_n40A, DC_28A_n41A, DC_28A_n77A, DC_28A_n78A, DC_38A_n78A, DC_41A_n78A Bluetooth (BR+EDR+BLE) 2.4G WIFI 802.11b, 802.11g, 802.11n(HT20/40) 5G WIFI 802.11a, 802.11n(HT20/40) and 802.11ac(VHT20/40/80) U-NII-1/2A/2C/3, GPS, GLONASS, Galileo, BDS, NFC, FM receiver
IMEI	S35: IMEI 1# 864010060081860; IMEI 2# 864010060081878 S46: IMEI 1# 864010060078163; IMEI 2# 864010060078171

The requirement for the following technical information of the EUT was tested in this report:

Frequency Range	U-NII-1: 5150 MHz to 5250 MHz, U-NII-2A: 5250 MHz to 5350 MHz, U-NII-2C: 5470 MHz to 5725 MHz, U-NII-3: 5725 MHz to 5850 MHz
Product Type	☐ Mobile ☒ Portable ☐ Fix Location
Modulation technology	OFDM
Modulation Type	256QAM, 64QAM, 16QAM, BPSK, QPSK
Product Type	Portable for FCC standard
Transfer Rate (Mbps) (Single RF path)	802.11a: 54/ 48/ 36/ 24/ 18/ 12/ 9/ 6 Mbps 802.11n: up to 150 Mbps 802.11ac: up to VHT-MCS9
Channel Bandwidth	802.11a: 20 MHz

	802.11n: 20 MHz, 40 MHz 802.11ac: 20 MHz, 40 MHz, 80 MHz
Maximum Output Power	U-NII-1: 15.33 dBm U-NII-2A: 15.32 dBm U-NII-2C: 16.00 dBm U-NII-3: 15.70 dBm
Antenna System (eg., MIMO, Smart Antenna)	N/A
Categorization as Correlated or Completely Uncorrelated	N/A
Antenna Type	PIFA Antenna
Antenna Gain	U-NII-1: 5150 MHz to 5250 MHz: 1.00 dBi U-NII-2A: 5250 MHz to 5350 MHz: 0.70 dBi U-NII-2C: 5470 MHz to 5725 MHz: 0.30 dBi U-NII-3: 5725 MHz to 5850 MHz: 0.55 dBi
About the Product	The equipment is Mobile Phone, intended for used with information technology equipment.

2.6 Channel List

20 MHz		40 MHz		80 MHz	
Channel Number	Frequency (MHz)	Channel Number	Frequency (MHz)	Channel Number	Frequency (MHz)
36	**5180**	**38**	**5190**	**42**	**5210**
40	5200	**46**	**5230**	**58**	**5290**
44	**5220**	**54**	**5270**	**106**	**5530**
48	**5240**	**62**	**5310**	122	5610
52	**5260**	**102**	**5510**	**138**	**5690**
56	5280	110	5550	**155**	**5775**
60	**5300**	118	5590		
64	**5320**	126	5630		
100	**5500**	134	5670		
104	5520	**142**	**5710**		
108	5540	**151**	**5755**		
112	5560	**159**	**5795**		
116	**5580**				
120	5600				
124	5620				
128	5640				
132	5660				
136	5680				
140	**5700**				
144	**5720**				
149	**5745**				
153	5765				
157	**5785**				
161	5805				
165	**5825**				

The Lowest frequency, the middle frequency and the highest frequency of channel were selected to perform the test, and the selected channel see below:

For 802.11a/n(HT20)/ac(VHT20)

U-NII-1 (5150 - 5250 MHz)			U-NII-2A (5250 - 5350 MHz)		
Channel Number	Channel	Frequency (MHz)	Channel Number	Channel	Frequency (MHz)
36	Low	5180	52	Low	5260
44	Mid	5220	60	Mid	5300
48	High	5240	64	High	5320

U-NII-2C (5470 - 5725 MHz)			U-NII-3 (5725 - 5850 MHz)		
Channel Number	Channel	Frequency (MHz)	Channel Number	Channel	Frequency (MHz)
100	Low	5500	144	--	5720
116	Mid	5580	149	Low	5745
140	High	5700	157	Mid	5785
144	--	5720	165	High	5825

For 802.11n(HT40)/ac(VHT40)

U-NII-1 (5150 - 5250 MHz)			U-NII-2A (5250 - 5350 MHz)		
Channel Number	Channel	Frequency (MHz)	Channel Number	Channel	Frequency (MHz)
38	Low	5190	54	Low	5270
46	High	5230	62	High	5310

U-NII-2C (5150 - 5250 MHz)			U-NII-3 (5725 - 5850 MHz)		
Channel Number	Channel	Frequency (MHz)	Channel Number	Channel	Frequency (MHz)
102	Low	5510	142	--	5710
118	Mid	5590	151	Low	5755
134	High	5670	159	High	5795
142	--	5710			

For 802.11ac(VHT80)

U-NII-1 (5150 - 5250 MHz)			U-NII-2A (5250 - 5350 MHz)		
Channel Number	Channel	Frequency (MHz)	Channel Number	Channel	Frequency (MHz)
42	Mid	5210	58	Mid	5290

U-NII-2C (5470 - 5725 MHz)			U-NII-3 (5725 - 5850 MHz)		
Channel Number	Channel	Frequency (MHz)	Channel Number	Channel	Frequency (MHz)
106	Low	5530	138	--	5690
122	High	5610	155	Mid	5775
138	--	5690			

Note: Preliminary tests were performed in different data rate in above table to find the worst radiated emission. The data rate shown in the table below is the worst-case rate with respect to the specific test item. Investigation has been done on all the possible configurations for searching the worst cases. The following table is a list of the test modes shown in this test report.

Test Items	Mode	Data Rate	Modulation Type	U-NII-1 Channel	U-NII-2A Channel	U-NII-2C Channel	U-NII-3 Channel
RF Output Power	11a	6	BPSK	48/44/36	64/60/52	144/140/116/100	165/157/149/144
	11n(20 MHz)	6.5		48/44/36	64/60/52	144/140/116/100	165/157/149/144
	11n(40 MHz)	13.5		46/38	62/54	142/134/118/102	159/151/142
	11ac(20 MHz)	6.5		48/44/36	64/60/52	144/140/116/100	165/157/149/144
	11ac(40 MHz)	13.5		46/38	62/54	142/134/118/102	159/151/142
	11ac(80 MHz)	29.3		42	58	138/122/106	155/138
Emission Bandwidth & 99% Occupied Bandwidth	11a	6	BPSK	48/44/36	64/60/52	144/140/116/100	165/157/149/144
	11n(20 MHz)	6.5		48/44/36	64/60/52	144/140/116/100	165/157/149/144
	11n(40 MHz)	13.5		46/38	62/54	142/134/118/102	159/151/142
	11ac(20 MHz)	6.5		48/44/36	64/60/52	144/140/116/100	165/157/149/144
	11ac(40 MHz)	13.5		46/38	62/54	142/134/118/102	159/151/142
	11ac(80 MHz)	29.3		42	58	138/122/106	155/138
6 dB bandwidth	11a	6	BPSK	N/A	N/A	N/A	165/157/149/144
	11n(20 MHz)	6.5		N/A	N/A	N/A	165/157/149/144
	11n(40 MHz)	13.5		N/A	N/A	N/A	159/151/142
	11ac(20 MHz)	6.5		N/A	N/A	N/A	165/157/149/144
	11ac(40 MHz)	13.5		N/A	N/A	N/A	159/151/142
	11ac(80 MHz)	29.3		N/A	N/A	N/A	155/138
Power Spectral Density	11a	6	BPSK	48/44/36	64/60/52	144/140/116/100	165/157/149/144
	11n(20 MHz)	6.5		48/44/36	64/60/52	144/140/116/100	165/157/149/144
	11n(40 MHz)	13.5		46/38	62/54	142/134/118/102	159/151/142
	11ac(20 MHz)	6.5		48/44/36	64/60/52	144/140/116/100	165/157/149/144
	11ac(40 MHz)	13.5		46/38	62/54	142/134/118/102	159/151/142
	11ac(80 MHz)	29.3		42	58	138/122/106	155/138
Radiated Spurious Emissions	11a	6	BPSK	48/44/36	64/60/52	144/140/116/100	165/157/149/144
	11n(20 MHz)	6.5		48/44/36	64/60/52	144/140/116/100	165/157/149/144
	11n(40 MHz)	13.5		46/38	62/54	142/134/118/102	159/151/142
	11ac(20 MHz)	6.5		48/44/36	64/60/52	144/140/116/100	165/157/149/144
	11ac(40 MHz)	13.5		46/38	62/54	142/134/118/102	159/151/142
	11ac(80 MHz)	29.3		42	58	138/122/106	155/138
Band Edge (Restricted-band)	11a	6	BPSK	48/36	64/52	144/140/100	165/149/144
	11n(20 MHz)	6.5		48/36	64/52	144/140/100	165/149/144
	11n(40 MHz)	13.5		46/38	62/54	142/134/102	159/151/142
	11ac(20 MHz)	6.5		48/36	64/52	144/140/100	165/149/144
	11ac(40 MHz)	13.5		46/38	62/54	142/134/102	159/151/142
	11ac(80 MHz)	29.3		42	58	138/122/106	155/138

3 SUMMARY OF TEST RESULTS

3.1 Test Standards

No.	Identity	Document Title
1	47 CFR Part 15 Subpart E	Unlicensed National Information Infrastructure Devices
2	KDB Publication 789033 D02v02r01	Guidelines for Compliance Testing of Unlicensed National Information Infrastructure (U-NII) Devices Part 15, Subpart E
3	ANSI C63.10-2013	American National Standard for Testing Unlicensed Wireless Devices

3.2 Test Verdict

No.	Description	FCC Part No.	Test Result	Verdict
1	Antenna Requirement	15.203	--	Pass[Note1]
2	RF Output Power	15.407(a)	ANNEX A.1	Pass
3	Emission Bandwidth & 99% Occupied Bandwidth	15.407(a)	ANNEX A.2	Pass
4	6 dB bandwidth	15.407(e)	ANNEX A.3	Pass
5	Power Spectral Density	15.407(a)	ANNEX A.4	Pass
6	Conducted Emission	15.207	ANNEX A.5	Pass
7	Radiated Spurious Emissions and Band Edge (Restricted-band)	15.407(b)	ANNEX A.6	Pass
8	Receiver Spurious Emissions	--	--	N/A[Note2]

Note [1]: The EUT has a permanently and irreplaceable attached antenna, which complies with the requirement FCC 15.203.

Note [2]: Only radio communication receivers operating in stand-alone mode within the U-NII-30-960 MHz, as well as scanner receivers, are subject to Industry Canada requirements, so this test is not applicable.

Note [3]: Under all normal operating conditions specified in the user manual, frequency stability can keep radiation within the operating frequency band.

Note[4]: Compared with the EUT of test report BL-SZ2290497-604, the EUT of this report update Model Name, Brand Name, Memory configuration, CPU, RF band and ENDC. Other hardware circuits and software are the same as EUT referred in test report BL-SZ2290497-604.

Therefore, so all test data originate from the report BL-SZ2290497-604, which was issued by Shenzhen BALUN Technology Co., Ltd. on Nov. 03, 2022.

4 GENERAL TEST CONFIGURATIONS

4.1 Test Environments

During the measurement, the normal environmental conditions were within the listed ranges:

Relative Humidity	47% to 65%	
Atmospheric Pressure	100 kPa to 102 kPa	
Temperature	NT (Normal Temperature)	19.6℃ to +24.3℃
	LT (Low Temperature)	0℃
	HT (High Temperature)	+40℃
Working Voltage of the EUT	NV (Normal Voltage)	3.87 V
	LV (Low Voltage)	3.60 V
	HV (High Voltage)	4.40 V

4.2 Test Equipment List

Description	Manufacturer	Model	Serial No.	Cal. Date	Cal. Due
Spectrum Analyzer	KEYSIGHT	N9020A	MY50330200	2022.05.19	2023.05.18
Power Sensor	ROHDE&SCHWARZ	NRP18S	102521	2022.03.09	2023.03.08
Spectrum Analyzer	ROHDE&SCHWARZ	FSV-40	101544	2022.01.04	2023.01.03
Spectrum Analyzer	KEYSIGHT	N9020A	MY50531259	2022.09.06	2023.09.05
Signaling Unit	ROHDE&SCHWARZ	CMW500	171150	2022.06.29	2023.06.28
Test Antenna-Horn(1-18 GHz)	SCHWARZBECK	BBHA 9120D	02460	2021.05.19	2024.05.08
Test Antenna-Horn (18-40 GHz)	A-INFO	LB-180400KF	J211060273	2021.07.02	2024.07.01
Anechoic Chamber	RAINFORD	9m*6m*6m	N/A	2021.08.16	2024.08.15
EMI Receiver	ROHDE&SCHWARZ	ESRP	101036	2022.09.09	2023.09.08
Test Antenna-Loop(9 kHz-30 MHz)	SCHWARZBECK	FMZB 1519	1519-037	2021.04.16	2024.04.15
Anechoic Chamber	EMC Electronic Co., Ltd	20.10*11.60 *7.35m	N/A	2021.08.15	2024.08.14
Test Antenna-Bi-Log(30 MHz-3 GHz)	SCHWARZBECK	VULB 9163	9163-624	2021.08.20	2024.08.19
EMI Receiver	KEYSIGHT	N9038A	MY53220118	2022.09.08	2023.09.07
Anechoic Chamber	RAINFORD	9m*6m*6m	N/A	2020.03.16	2023.03.15
EMI Receiver	KEYSIGHT	N9010B	MY57110309	2022.09.09	2023.09.08
LISN	SCHWARZBECK	NSLK 8127	8127-687	2022.06.01	2023.05.31
Shielded Enclosure	YiHeng Electronic Co., Ltd	3.5m*3.1m* 2.8m	N/A	2022.02.19	2025.02.18
Amplifier	KMW	ZT30-1000MHz	N/A	2022.06.16	2023.06.15
Amplifier	KMW	LSCX-LNA1-12G-01	N/A	2022.06.16	2023.06.15
Amplifier	KMW	XKu_LNA7-18G-01	N/A	2022.06.16	2023.06.15
Amplifier	KMW	DLAN-18000-40000-02	N/A	2022.06.16	2023.06.15

4.3 Test Software List

Description	Manufacturer	Software Version	Serial No.	Applicable test Setup
BL410R	BALUN	V2.1.1.488	N/A	The section 4.5.1
BL410E	BALUN	V19.8.28.435	N/A	The section 4.5.2&4.5.3&4.5.4&4.5.5

4.4 Measurement Uncertainty

The following measurement uncertainty levels have been estimated for tests performed on the EUT as specified in CISPR 16-4-2.

This uncertainty represents an expanded uncertainty expressed at approximately the 95% confidence level using a coverage factor of k=2.

Parameters	Uncertainty
Occupied Channel Bandwidth	2.8%
RF output power, conducted	1.28 dB
Power Spectral Density, conducted	1.30 dB
Unwanted Emissions, conducted	1.84 dB
All emissions, radiated	5.36 dB
Temperature	0.82°C
Humidity	4.1%

4.5 Description of Test Setup

4.5.1 For Antenna Port Test

Conducted value (dBm) = Measurement value (dBm) + cable loss (dB)

For example: the measurement value is 10 dBm and the cable 0.5dBm used, then the final result of EUT:
Conducted value (dBm) = 10 dBm + 0.5 dB = 10.5 dBm

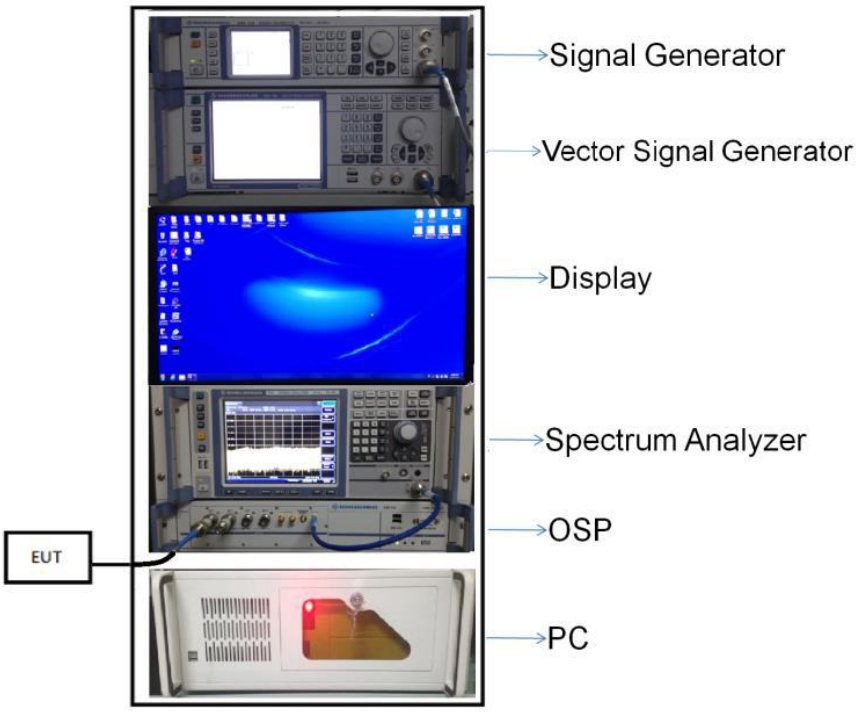

(Diagram 1)

4.5.2 For AC Power Supply Port Test

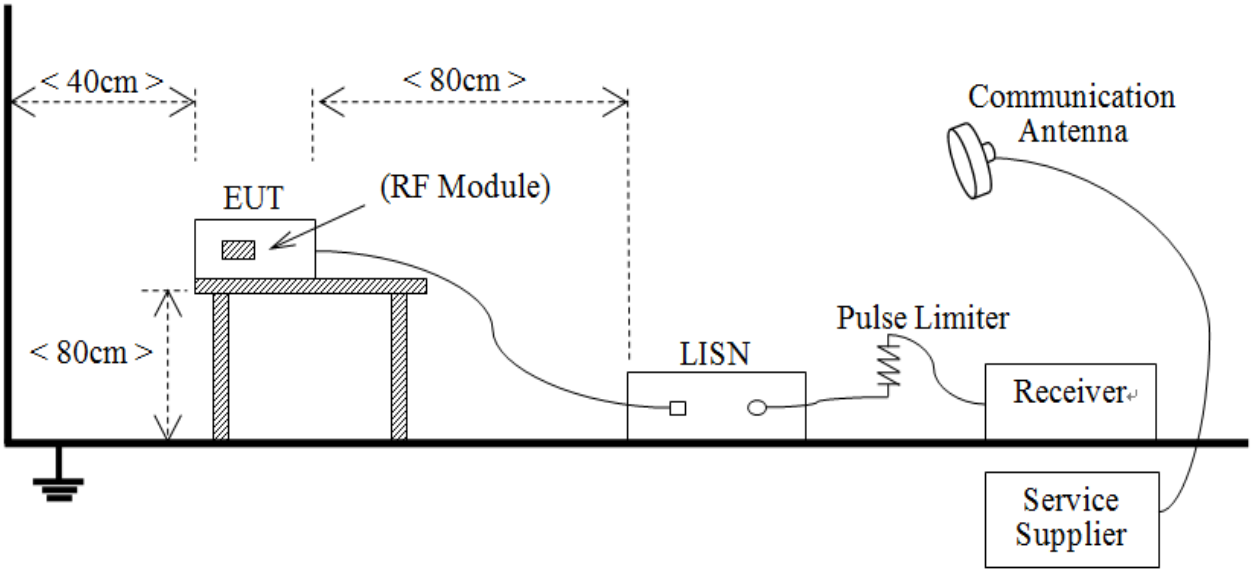

(Diagram 2)

4.5.3 For Radiated Test (Below 30 MHz)

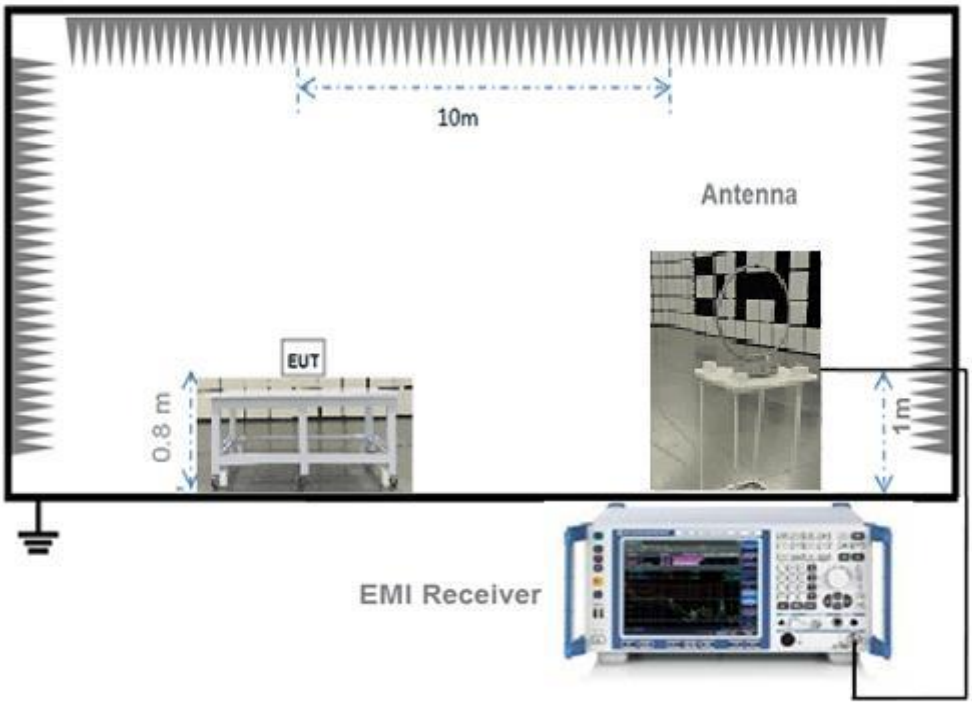

(Diagram 3)

4.5.4 For Radiated Test (30 MHz-1 GHz)



(Diagram 4)

4.5.5 For Radiated Test (Above 1 GHz)

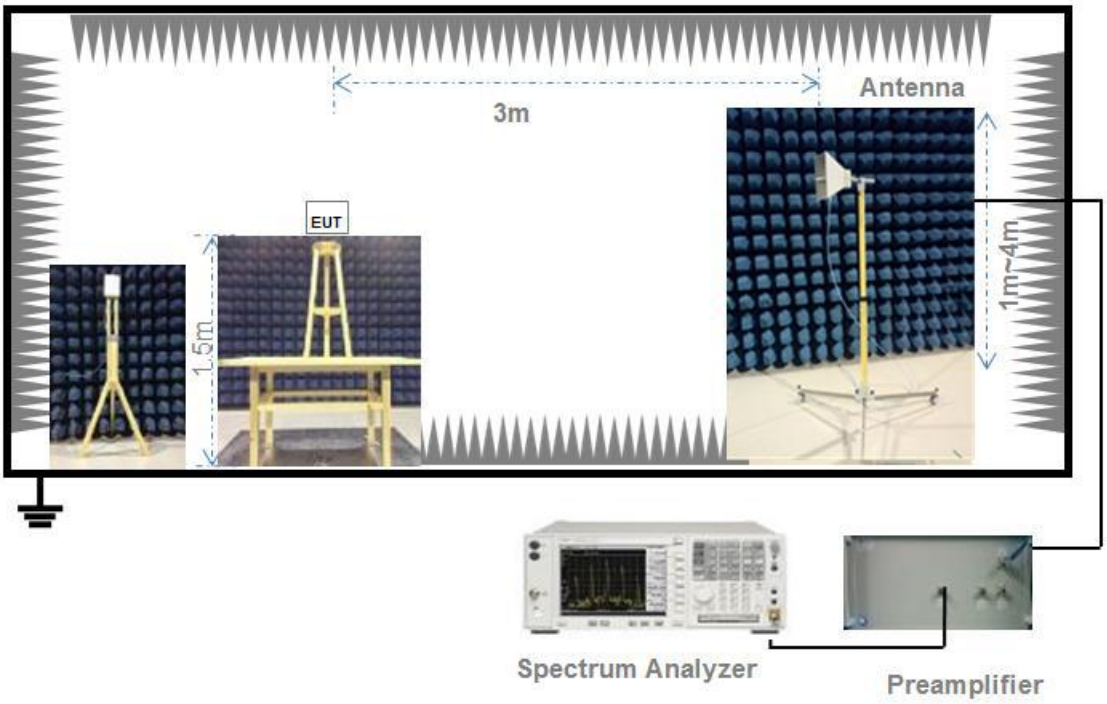

(Diagram 5)

5 TEST ITEMS

5.1 RF Output Power

5.1.1 Test Limit

FCC §15.407(a)

The maximum conducted output power should not exceed:

Frequency Band (MHz)	Limit
5150-5250	250 mW
5250-5350	250 mW or 11 dBm + 10log B, whichever is less.
5470-5725	250 mW or 11 dBm + 10log B, whichever is less.
5725-5850	1 W
Note: Where “B” is the 26 dB emissions bandwidth in MHz.	

5.1.2 Test Setup

The section 4.5.1 (Diagram 1) test setup description was used for this test. The photo of test setup please refer to ANNEX B.

5.1.3 Test Procedure

The maximum peak conducted output power may be measured using a broadband Average RF power meter. The power meter shall have a video bandwidth that is greater than or equal to the emission bandwidth and utilize a fast-responding diode detector.

The E.I.R.P used radiated test method. At a test site that has been validated using the procedures of ANSI C63.4 or the latest CISPR 16-1-4 for measurements above 1 GHz, so as to simulate a near free-space environment.

5.1.4 Test Result

Please refer to ANNEX A.1.

5.2 Emission Bandwidth and 6 dB Bandwidth

5.2.1 Limit

FCC §15.407(a)

Within the 5.725-5.85 GHz band, the minimum 6 dB bandwidth of U-NII devices shall be at least 500 kHz.

5.2.2 Test Setup

The test setup photo please refer to 4.5.1 (Diagram 1) test setup description was used for this test. The photo of test setup please refer to ANNEX B.

5.2.3 Test Procedure

Emission bandwidth

1. Set RBW = approximately 1% of the emission bandwidth.

2. Set VBW ≥ 3*RBW,

3. Detector = Peak.

4. Trace mode = Max hold.

5. Measure the maximum width of the emission that is 26 dB down from the peak of the emission.

Occupied Bandwidth

1. Set Span = 1.5 times to 5.0 times the OBW

2. Set RBW = 1% to 5% of the OBW.

3. Set VBW ≥ 3*RBW, Detector = Peak.

4. Trace mode = Max hold.

5. Use the 99% power bandwidth function of the instrument.

6 dB bandwidth

1. Set RBW = 100 kHz, VBW = 300 kHz.

2. Detector = Peak.Trace mode = Max hold.

3. Allow the trace to stabilize.

4. Measure the maximum width of the emission that is constrained by the frequencies associated with the two outermost amplitude points (upper and lower frequencies) that are attenuated by 6 dB relative to the maximum level measured in the fundamental emission.

5.2.4 Test Result

Please refer to ANNEX A.2 and ANNEX A.3.

5.3 Power Spectral density (PSD)

5.3.1 Limit

FCC §15.407(a)

The maximum power spectral density should not exceed:

Frequency Band (MHz)	Limit
5150-5250	11 dBm/MHz
5250-5350	11 dBm/MHz
5470-5725	11 dBm/MHz
5725-5850	30 dBm/500kHz

5.3.2 Test Setup

The section 4.5.1 (Diagram 1) test setup description was used for this test. The photo of test setup please refer to ANNEX B.

5.3.3 Test Procedure

Set the spectrum analyzer or EMI receiver span to view the entire emission bandwidth.
1. Set RBW = 510 kHz/1 MHz, VBW ≥ 3*RBW, Sweep time = Auto, Detector = RMS.
2. Allow the sweeps to continue until the trace stabilizes.
3. Use the peak marker function to determine the maximum amplitude level.
4. The E.I.R.P spectral density used radiated test method. At a test site that has been validated using the procedures of ANSI C63.4 or the latest CISPR 16-1-4 for measurements above 1 GHz, so as to simulate a near free-space environment.

5.3.4 Test Result

Please refer to ANNEX A.4.

5.4 Conducted Emission

5.4.1 Limit

FCC §15.207

For an intentional radiator that is designed to be connected to the public utility (AC) power line, the radio frequency voltage that is conducted back onto the AC power line on any frequency within the U-NII-150 kHz to 30 MHz shall not exceed the limits in the following table, as measured using a 50μH/50Ω line impedance stabilization network (LISN).

Frequency range (MHz)	Conducted Limit (dBμV)	
	Quai-peak	Average
0.15 - 0.50	66 to 56	56 to 46
0.50 - 5	56	46
0.50 - 30	60	50

5.4.2 Test Setup

The section 4.5.2 (Diagram 2) test setup description was used for this test. The photo of test setup please refer to ANNEX B.

5.4.3 Test Procedure

The maximum conducted interference is searched using Peak (PK), if the emission levels more than the AV and QP limits, and that have narrow margins from the AV and QP limits will be re-measured with AV and QP detectors. Tests for both L phase and N phase lines of the power mains connected to the EUT are performed. Refer to recorded points and plots below.

5.4.4 Test Result

Please refer to ANNEX A.5.

5.5 Radiated Spurious Emissions and Band Edge (Restricted-band)

5.5.1 Limit

FCC §15.209 & 15.407(b)

Frequency (MHz)	Field Strength (μV/m)	Measurement Distance (m)
0.009 - 0.490	2400/F(kHz)	300
0.490 - 1.705	24000/F(kHz)	30
1.705 - 30.0	30	30
30 - 88	100	3
88 - 216	150	3
216 - 960	200	3
Above 960	500	3

Note [1]: The Limit for radiated test was performed according to FCC Part 15C
Note [2]: The tighter limit applies at the band edge.

Un-restricted band emissions	
Out Operating Band (MHz)	Limit
5150 - 5250	e.i.r.p. -27 dBm (68.2 dBuV/m@3m)
5250 - 5350	e.i.r.p. -27 dBm (68.2 dBuV/m@3m)
5470 - 5725	e.i.r.p. -27 dBm (68.2 dBuV/m@3m)
5725 - 5850	All emissions shall be limited to a level of -27 dBm/MHz at 75 MHz or more above or below the band edge increasing linearly to 10 dBm/MHz at 25 MHz above or below the band edge, and from 25 MHz above or below the band edge increasing linearly to a level of 15.6 dBm/MHz at 5 MHz above or below the band edge, and from 5 MHz above or below the band edge increasing linearly to a level of 27 dBm/MHz at the band edge. 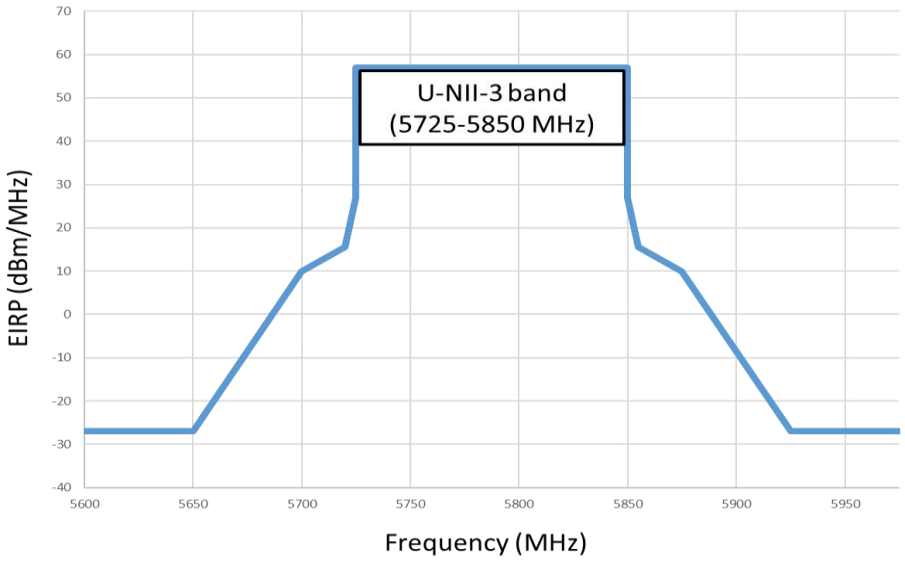

Note: The following formula is used to convert the equipment isotropic radiated power (eirp) to field strength.

5.5.2 Test Setup

The section 4.5.3-4.5.5 (Diagram 3 - Diagram 5) test setup description was used for this test. The photo of test setup please refer to ANNEX B.

5.5.3 Test Procedure

Since the emission limits are specified in terms of radiated field strength levels, measurements performed to demonstrate compliance have traditionally relied on a radiated test configuration. Radiated measurements remain the principal method for demonstrating compliance to the specified limits; however antenna-port conducted measurements are also now acceptable to demonstrate compliance (see below for details). When radiated measurements are utilized, test site requirements and procedures for maximizing and measuring radiated emissions that are described in ANSI C63.10 shall be followed.

Antenna-port conducted measurements may also be used as an alternative to radiated measurements for demonstrating compliance in the restricted frequency bands. If conducted measurements are performed, then proper impedance matching must be ensured and an additional radiated test for cabinet/case spurious emissions is required.

General Procedure for conducted measurements in restricted bands

a) Measure the conducted output power (in dBm) using the detector specified (see guidance regarding measurement procedures for determining quasi-peak, peak, and average conducted output power, respectively).

b) Add the maximum transmit antenna gain (in dBi) to the measured output power level to determine the EIRP level (see guidance on determining the applicable antenna gain)

c) Add the appropriate maximum ground reflection factor to the EIRP level (6 dB for frequencies ≤ 30 MHz, 4.7 dB for frequencies between 30 MHz and 1000 MHz, inclusive and 0 dB for frequencies > 1000 MHz).

d) For devices with multiple antenna-ports, measure the power of each individual chain and sum the EIRP of all chains in linear terms (e.g., Watts, mW).

e) Convert the resultant EIRP level to an equivalent electric field strength using the following relationship:

$E = EIRP – 20\log D + 104.8$

where:

E = electric field strength in dBμV/m,

EIRP = equivalent isotropic radiated power in dBm

D = specified measurement distance in meters.

f) Compare the resultant electric field strength level to the applicable limit.

g) Perform radiated spurious emission test.

Quasi-Peak measurement procedure

The specifications for measurements using the CISPR quasi-peak detector can be found in Publication 16 of the International Special Committee on Radio Frequency Interference (CISPR) of the International

Electrotechnical Commission.

As an alternative to CISPR quasi-peak measurement, compliance can be demonstrated to the applicable emission limits using a peak detector.

Peak power measurement procedure

Peak emission levels are measured by setting the instrument as follows:

a) RBW = as specified in Table 1.

b) VBW ≥ 3 x RBW.

c) Detector = Peak.

d) Sweep time = auto.

e) Trace mode = max hold.

f) Allow sweeps to continue until the trace stabilizes. (Note that the required measurement time may be longer for low duty cycle applications).

Table 1—RBW as a function of frequency

Frequency	RBW
9-150 kHz	200-300 Hz
0.15-30 MHz	9-10 kHz
30-1000 MHz	100-120 kHz
> 1000 MHz	1 MHz

If the peak-detected amplitude can be shown to comply with the average limit, then it is not necessary to perform a separate average measurement.

Trace averaging across on and off times of the EUT transmissions followed by duty cycle correction

If continuous transmission of the EUT (i.e., duty cycle ≥ 98 percent) cannot be achieved and the duty cycle is constant (i.e., duty cycle variations are less than ± 2 percent), then the following procedure shall be used:

a) The EUT shall be configured to operate at the maximum achievable duty cycle.

b) Measure the duty cycle, x, of the transmitter output signal as described in section 6.0.

c) RBW = 1 MHz (unless otherwise specified).

d) VBW ≥ 3 x RBW.

e) Detector = RMS, if span/(# of points in sweep) ≤ (RBW/2). Satisfying this condition may require increasing the number of points in the sweep or reducing the span. If this condition cannot be satisfied, then the detector mode shall be set to peak.

f) Averaging type = power (i.e., RMS).

1) As an alternative, the detector and averaging type may be set for linear voltage averaging.

2) Some instruments require linear display mode in order to use linear voltage averaging. Log or dB

averaging shall not be used.

g) Sweep time = auto.

h) Perform a trace average of at least 100 traces.

i) A correction factor shall be added to the measurement results prior to comparing to the emission limit in order to compute the emission level that would have been measured had the test been performed at 100 percent duty cycle. The correction factor is computed as follows:

1) If power averaging (RMS) mode was used in step f), then the applicable correction factor is 10 log(1/x), where x is the duty cycle.

2) If linear voltage averaging mode was used in step f), then the applicable correction factor is 20 log(1/x), where x is the duty cycle.

3) If a specific emission is demonstrated to be continuous (≥ 98 percent duty cycle) rather than turning on and off with the transmit cycle, then no duty cycle correction is required for that emission.

NOTE: Reduction of the measured emission amplitude levels to account for operational duty factor is not permitted. Compliance is based on emission levels occurring during transmission - not on an average across on and off times of the transmitter.

Determining the applicable transmit antenna gain

A conducted power measurement will determine the maximum output power associated with a restricted band emission; however, in order to determine the associated EIRP level, the gain of the transmitting antenna (in dBi) must be added to the measured output power (in dBm).

Since the out-of-band characteristics of the EUT transmit antenna will often be unknown, the use of a conservative antenna gain value is necessary. Thus, when determining the EIRP based on the measured conducted power, the upper bound on antenna gain for a device with a single RF output shall be selected as the maximum in-band gain of the antenna across all operating bands, or 2 dBi, whichever is greater. However, for devices that operate in multiple frequency bands while using the same transmit antenna, the highest gain of the antenna within the operating band nearest in frequency to the restricted band emission being measured may be used in lieu of the overall highest gain when the emission is at a frequency that is within 20 percent of the nearest band edge frequency, but in no case shall a value less than 2 dBi be used.

See KDB 662911 for guidance on calculating the additional array gain term when determining the effective antenna gain for a EUT with multiple outputs occupying the same or overlapping frequency ranges in the same band.

Radiated spurious emission test

An additional consideration when performing conducted measurements of restricted band emissions is that unwanted emissions radiating from the EUT cabinet, control circuits, power leads, or intermediate circuit elements will likely go undetected in a conducted measurement configuration. To address this concern, a radiated test shall be performed to ensure that emissions emanating from the EUT cabinet (rather than the antenna port) also comply with the applicable limits.

For these cabinet radiated spurious emission measurements the EUT transmit antenna may be replaced with a termination matching the nominal impedance of the antenna. Procedures for performing radiated measurements are specified in ANSI C63.10. All detected emissions shall comply with the applicable limits.

The measurement frequency range is from 30 MHz to the 10th harmonic of the fundamental frequency. The Turn Table is actuated to turn from 0° to 360°, and both horizontal and vertical polarizations of the Test Antenna are used to find the maximum radiated power. Mid channels on all channel bandwidth verified. Only the worst RB size/offset presented.

The power of the EUT transmitting frequency should be ignored.

All Spurious Emission tests were performed in X, Y, Z axis direction. And only the worst axis test condition was recorded in this test report.

Use the following spectrum analyzer settings:

Span = wide enough to fully capture the emission being measured
RBW = 1 MHz for f ≥ 1 GHz, 100 kHz for f < 1 GHz
VBW ≥ RBW
Sweep = auto
Detector function = peak
Trace = max hold

5.5.4 Test Result

Please refer to ANNEX A.6.

ANNEX A TEST RESULT

A.1 RF Output Power

Note [1]: For FCC standard, if transmitting antennas of directional gain greater than 6 dBi are used, all band maximum conducted output power shall be reduced by the amount in dB that the directional gain of the antenna exceeds 6 dBi.

Duty Cycle

Test Mode	On Time (ms)	On+Off time (ms)	Duty Cycle
11a	2.20	2.24	98.39%
11n (HT20)/11ac (VHT20)	2.05	2.09	98.04%
11n (HT40)/11ac (VHT40)	1.01	1.05	96.75%
11ac (VHT80)	0.49	0.52	93.28%

Test Data

Conducted Power

U-NII-1 (5150 - 5250 MHz)					
Mode	Channel	Conducted Power (dBm)	Conducted Power (mW)	FCC Limit (mW)	Verdict
11a	CH36	12.60	18.20	250	Pass
11a	CH44	12.51	17.82	250	Pass
11a	CH48	12.83	19.19	250	Pass
11n (HT20)	CH36	14.86	30.62	250	Pass
11n (HT20)	CH44	14.68	29.38	250	Pass
11n (HT20)	CH48	15.04	31.92	250	Pass
11n (HT40)	CH38	14.29	26.85	250	Pass
11n (HT40)	CH46	14.34	27.16	250	Pass
11ac (VHT20)	CH36	14.83	30.41	250	Pass
11ac (VHT20)	CH44	14.65	29.17	250	Pass
11ac (VHT20)	CH48	15.03	31.84	250	Pass
11ac (VHT40)	CH38	15.20	33.11	250	Pass
11ac (VHT40)	CH46	15.33	34.12	250	Pass
11ac (VHT80)	CH42	13.01	20.00	250	Pass

U-NII-2A (5250 - 5350 MHz)					
Mode	Channel	Conducted Power (dBm)	Conducted Power (mW)	FCC Limit (mW)	Verdict
11a	CH52	12.81	19.10	250	Pass
11a	CH60	12.98	19.86	250	Pass
11a	CH64	12.92	19.59	250	Pass
11n (HT20)	CH52	14.98	31.48	250	Pass
11n (HT20)	CH60	15.05	31.99	250	Pass
11n (HT20)	CH64	15.32	34.04	250	Pass
11n (HT40)	CH54	12.67	18.49	250	Pass
11n (HT40)	CH62	12.89	19.45	250	Pass
11ac (VHT20)	CH52	14.92	31.05	250	Pass
11ac (VHT20)	CH60	15.02	31.77	250	Pass
11ac (VHT20)	CH64	15.29	33.81	250	Pass
11ac (VHT40)	CH54	13.09	20.37	250	Pass
11ac (VHT40)	CH62	13.33	21.53	250	Pass
11ac (VHT80)	CH58	13.49	22.34	250	Pass

U-NII-2C (5470 - 5725 MHz)					
Mode	Channel	Conducted Power (dBm)	Conducted Power (mW)	FCC Limit (mW)	Verdict
11a	CH100	15.07	32.14	250	Pass
11a	CH116	15.27	33.65	250	Pass
11a	CH140	15.57	36.06	250	Pass
11n (HT20)	CH100	14.88	30.76	250	Pass
11n (HT20)	CH116	15.12	32.51	250	Pass
11n (HT20)	CH140	15.40	34.67	250	Pass
11n (HT40)	CH102	14.37	27.35	250	Pass
11n (HT40)	CH118	14.74	29.79	250	Pass
11n (HT40)	CH134	14.94	31.19	250	Pass
11ac (VHT20)	CH100	14.92	31.05	250	Pass
11ac (VHT20)	CH116	15.13	32.58	250	Pass
11ac (VHT20)	CH140	15.48	35.32	250	Pass
11ac (VHT40)	CH102	15.51	35.56	250	Pass
11ac (VHT40)	CH118	15.77	37.76	250	Pass
11ac (VHT40)	CH134	16.00	39.81	250	Pass
11ac (VHT80)	CH106	13.38	21.78	250	Pass
11ac (VHT80)	CH122	14.10	25.70	250	Pass

U-NII-3 (5725 - 5850 MHz)					
Mode	Channel	Conducted Power (dBm)	Conducted Power (mW)	FCC Limit (mW)	Verdict
11a	CH149	11.86	15.35	1000	Pass
11a	CH157	10.79	11.99	1000	Pass
11a	CH165	10.57	11.40	1000	Pass
11n (HT20)	CH149	12.22	16.67	1000	Pass
11n (HT20)	CH157	11.16	13.06	1000	Pass
11n (HT20)	CH165	10.88	12.25	1000	Pass
11n (HT40)	CH151	11.83	15.24	1000	Pass
11n (HT40)	CH159	11.29	13.46	1000	Pass
11ac (VHT20)	CH149	12.08	16.14	1000	Pass
11ac (VHT20)	CH157	11.12	12.94	1000	Pass
11ac (VHT20)	CH165	10.91	12.33	1000	Pass
11ac (VHT40)	CH151	12.79	19.01	1000	Pass
11ac (VHT40)	CH159	12.17	16.48	1000	Pass
11ac (VHT80)	CH155	10.71	11.78	1000	Pass

U-NII-2C straddle channel					
Mode	Channel	Conducted Power (dBm)	Conducted Power (mW)	FCC Limit (mW)	Verdict
11a	CH144	15.27	33.65	195	Pass
11n (HT20)	CH144	15.10	32.36	196	Pass
11n (HT40)	CH142	14.66	29.24	250	Pass
11ac (VHT20)	CH144	15.11	32.43	195	Pass
11ac (VHT40)	CH142	15.70	37.15	250	Pass
11ac (VHT80)	CH138	13.76	23.77	250	Pass

U-NII-3 straddle channel					
Mode	Channel	Conducted Power (dBm)	Conducted Power (mW)	FCC Limit (mW)	Verdict
11a	CH144	15.27	33.65	1000	Pass
11n (HT20)	CH144	15.10	32.36	1000	Pass
11n (HT40)	CH142	14.66	29.24	1000	Pass
11ac (VHT20)	CH144	15.11	32.43	1000	Pass
11ac (VHT40)	CH142	15.70	37.15	1000	Pass
11ac (VHT80)	CH138	13.76	23.77	1000	Pass

A.2 Emission Bandwidth & 99% Bandwidth

Note: Test plots please refer to the document “Annex No.: BL-SZ2290497-604 Data Part 1.pdf”.

Test Data

U-NII-1 (5150 - 5250 MHz)			
Mode	Channel	26 dB Bandwidth (MHz)	99% Bandwidth (MHz)
11a	CH36	23.15	16.68
11a	CH44	23.08	16.66
11a	CH48	23.32	16.71
11n (HT20)	CH36	24.14	17.79
11n (HT20)	CH44	24.03	17.79
11n (HT20)	CH48	23.66	17.80
11n (HT40)	CH38	41.99	36.26
11n (HT40)	CH46	41.81	36.24
11ac (VHT20)	CH36	23.99	17.80
11ac (VHT20)	CH44	23.60	17.79
11ac (VHT20)	CH48	23.96	17.78
11ac (VHT40)	CH38	41.63	36.26
11ac (VHT40)	CH46	41.75	36.26
11ac (VHT80)	CH42	84.19	75.88

U-NII-2A (5250 - 5350 MHz)			
Mode	Channel	26 dB Bandwidth (MHz)	99% Bandwidth (MHz)
11a	CH52	23.23	16.67
11a	CH60	23.00	16.67
11a	CH64	22.92	16.68
11n (HT20)	CH52	24.00	17.81
11n (HT20)	CH60	23.94	17.79
11n (HT20)	CH64	23.75	17.78
11n (HT40)	CH54	41.93	36.26
11n (HT40)	CH62	41.85	36.28
11ac (VHT20)	CH52	23.81	17.78
11ac (VHT20)	CH60	23.65	17.80
11ac (VHT20)	CH64	23.78	17.80
11ac (VHT40)	CH54	41.55	36.27
11ac (VHT40)	CH62	41.72	36.29
11ac (VHT80)	CH58	84.34	75.88

U-NII-2C (5470 - 5725 MHz)			
Mode	Channel	26 dB Bandwidth (MHz)	99% Bandwidth (MHz)
11a	CH100	22.95	16.63
11a	CH116	22.98	16.64
11a	CH140	22.95	16.65
11n (HT20)	CH100	23.44	17.76
11n (HT20)	CH116	23.80	17.76
11n (HT20)	CH140	23.78	17.78
11n (HT40)	CH102	41.93	36.26
11n (HT40)	CH118	42.00	36.25
11n (HT40)	CH134	41.86	36.24
11ac (VHT20)	CH100	23.63	17.77
11ac (VHT20)	CH116	23.56	17.78
11ac (VHT20)	CH140	23.53	17.79
11ac (VHT40)	CH102	41.58	36.26
11ac (VHT40)	CH118	41.63	36.25
11ac (VHT40)	CH134	41.77	36.26
11ac (VHT80)	CH106	83.95	75.87
11ac (VHT80)	CH122	83.99	75.81

U-NII-3 (5725 - 5850 MHz)			
Mode	Channel	26 dB Bandwidth (MHz)	99% Bandwidth (MHz)
11a	CH149	23.20	16.69
11a	CH157	23.33	16.68
11a	CH165	23.04	16.71
11n (HT20)	CH149	23.84	17.82
11n (HT20)	CH157	23.80	17.81
11n (HT20)	CH165	24.15	17.83
11n (HT40)	CH151	41.90	36.30
11n (HT40)	CH159	41.82	36.32
11ac (VHT20)	CH149	24.05	17.78
11ac (VHT20)	CH157	23.72	17.82
11ac (VHT20)	CH165	23.84	17.82
11ac (VHT40)	CH151	41.95	36.28
11ac (VHT40)	CH159	41.77	36.30
11ac (VHT80)	CH155	84.33	76.10

U-NII-2C straddle channel			
Mode	Channel	26 dB Bandwidth (MHz)	99% Bandwidth (MHz)
11a	CH144	15.50	13.30
11n (HT20)	CH144	15.60	13.90
11n (HT40)	CH142	35.90	33.20
11ac (VHT20)	CH144	15.50	13.90
11ac (VHT40)	CH142	35.80	33.20
11ac (VHT80)	CH138	76.70	72.90

U-NII-3 straddle channel			
Mode	Channel	26 dB Bandwidth (MHz)	99% Bandwidth (MHz)
11a	CH144	5.40	3.30
11n (HT20)	CH144	5.40	3.80
11n (HT40)	CH142	6.00	3.10
11ac (VHT20)	CH144	5.50	3.80
11ac (VHT40)	CH142	5.70	3.10
11ac (VHT80)	CH138	7.10	2.90

A.3 6 dB Bandwidth

Note: Test plots please refer to the document “Annex No.: BL-SZ2290497-604 Data Part 2.pdf”.

Test Data

U-NII-3 (5725 - 5850 MHz)				
Mode	Channel	6 dB Bandwidth (MHz)	Limit (kHz)	Verdict
11a	CH149	15.75	500.00	Pass
11a	CH157	15.85	500.00	Pass
11a	CH165	15.70	500.00	Pass
11n (HT20)	CH149	16.00	500.00	Pass
11n (HT20)	CH157	15.25	500.00	Pass
11n (HT20)	CH165	16.15	500.00	Pass
11n (HT40)	CH151	36.35	500.00	Pass
11n (HT40)	CH159	36.35	500.00	Pass
11ac (VHT20)	CH149	15.25	500.00	Pass
11ac (VHT20)	CH157	15.45	500.00	Pass
11ac (VHT20)	CH165	15.25	500.00	Pass
11ac (VHT40)	CH151	36.35	500.00	Pass
11ac (VHT40)	CH159	36.10	500.00	Pass
11ac (VHT80)	CH155	75.25	500.00	Pass

U-NII-3 straddle channel				
Mode	Channel	6 dB Bandwidth (MHz)	Limit (kHz)	Verdict
11a	CH144	2.75	500.00	Pass
11n (HT20)	CH144	2.60	500.00	Pass
11n (HT40)	CH142	2.80	500.00	Pass
11ac (VHT20)	CH144	2.60	500.00	Pass
11ac (VHT40)	CH142	2.90	500.00	Pass
11ac (VHT80)	CH138	2.60	500.00	Pass

A.4 Power Spectral Density

Note [1]: Test plots please refer to the document “Annex No.: BL-SZ2290497-604 Data Part 3.pdf”.

Test Data

U-NII-1 (5150 - 5250 MHz)				
Mode	Channel	PSD (dBm/MHz)	Limit (dBm/MHz)	Verdict
11a	CH36	1.60	11.00	Pass
11a	CH44	1.53	11.00	Pass
11a	CH48	1.70	11.00	Pass
11n (HT20)	CH36	3.60	11.00	Pass
11n (HT20)	CH44	3.51	11.00	Pass
11n (HT20)	CH48	3.71	11.00	Pass
11n (HT40)	CH38	-0.09	11.00	Pass
11n (HT40)	CH46	0.06	11.00	Pass
11ac (VHT20)	CH36	3.50	11.00	Pass
11ac (VHT20)	CH44	3.46	11.00	Pass
11ac (VHT20)	CH48	3.74	11.00	Pass
11ac (VHT40)	CH38	0.80	11.00	Pass
11ac (VHT40)	CH46	0.91	11.00	Pass
11ac (VHT80)	CH42	-4.65	11.00	Pass

U-NII-2A (5250 - 5350 MHz)				
Mode	Channel	PSD (dBm/MHz)	Limit (dBm/MHz)	Verdict
11a	CH52	1.79	11.00	Pass
11a	CH60	1.94	11.00	Pass
11a	CH64	1.95	11.00	Pass
11n (HT20)	CH52	3.70	11.00	Pass
11n (HT20)	CH60	3.76	11.00	Pass
11n (HT20)	CH64	4.05	11.00	Pass
11n (HT40)	CH54	-1.66	11.00	Pass
11n (HT40)	CH62	-1.47	11.00	Pass
11ac (VHT20)	CH52	3.64	11.00	Pass
11ac (VHT20)	CH60	3.73	11.00	Pass
11ac (VHT20)	CH64	4.05	11.00	Pass
11ac (VHT40)	CH54	-1.20	11.00	Pass
11ac (VHT40)	CH62	-0.94	11.00	Pass
11ac (VHT80)	CH58	-4.21	11.00	Pass

U-NII-2C (5470 - 5725 MHz)				
Mode	Channel	PSD (dBm/MHz)	Limit (dBm/MHz)	Verdict
11a	CH100	4.17	11.00	Pass
11a	CH116	4.46	11.00	Pass
11a	CH140	4.57	11.00	Pass
11n (HT20)	CH100	3.72	11.00	Pass
11n (HT20)	CH116	4.04	11.00	Pass
11n (HT20)	CH140	4.16	11.00	Pass
11n (HT40)	CH102	0.04	11.00	Pass
11n (HT40)	CH118	0.62	11.00	Pass
11n (HT40)	CH134	0.81	11.00	Pass
11ac (VHT20)	CH100	3.72	11.00	Pass
11ac (VHT20)	CH116	4.09	11.00	Pass
11ac (VHT20)	CH140	4.26	11.00	Pass
11ac (VHT40)	CH102	1.25	11.00	Pass
11ac (VHT40)	CH118	1.73	11.00	Pass
11ac (VHT40)	CH134	1.62	11.00	Pass
11ac (VHT80)	CH106	-4.09	11.00	Pass
11ac (VHT80)	CH122	-3.27	11.00	Pass

U-NII-3 (5725 - 5850 MHz)				
Mode	Channel	PSD (dBm/500kHz)	Limit (dBm/500kHz)	Verdict
11a	CH149	-1.91	30.00	Pass
11a	CH157	-2.79	30.00	Pass
11a	CH165	-3.27	30.00	Pass
11n (HT20)	CH149	-1.84	30.00	Pass
11n (HT20)	CH157	-2.74	30.00	Pass
11n (HT20)	CH165	-3.19	30.00	Pass
11n (HT40)	CH151	-5.26	30.00	Pass
11n (HT40)	CH159	-5.93	30.00	Pass
11ac (VHT20)	CH149	-1.86	30.00	Pass
11ac (VHT20)	CH157	-2.86	30.00	Pass
11ac (VHT20)	CH165	-3.26	30.00	Pass
11ac (VHT40)	CH151	-4.34	30.00	Pass
11ac (VHT40)	CH159	-5.05	30.00	Pass
11ac (VHT80)	CH155	-9.68	30.00	Pass

U-NII-2C straddle channel				
Mode	Channel	PSD (dBm/MHz)	Limit (dBm/MHz)	Verdict
11a	CH144	4.30	11.00	Pass
11n (HT20)	CH144	3.88	11.00	Pass
11n (HT40)	CH142	0.29	11.00	Pass
11ac (VHT20)	CH144	3.88	11.00	Pass
11ac (VHT40)	CH142	1.42	11.00	Pass
11ac (VHT80)	CH138	-3.72	11.00	Pass

U-NII-3 straddle channel				
Mode	Channel	PSD (dBm/500kHz)	Limit (dBm/500kHz)	Verdict
11a	CH144	1.66	30.00	Pass
11n (HT20)	CH144	1.18	30.00	Pass
11n (HT40)	CH142	-2.47	30.00	Pass
11ac (VHT20)	CH144	1.26	30.00	Pass
11ac (VHT40)	CH142	-1.55	30.00	Pass
11ac (VHT80)	CH138	-6.36	30.00	Pass

A.5 Conducted Emissions

Note [1]: The EUT is working in the Normal link mode. All modes have been tested and normal link mode is worst.

Note [2]: Devices subject to Part 15 must be tested for all available U.S. voltages and frequencies (such as a nominal 120 VAC, 60 Hz and 240 VAC, 50 Hz) for which the device is capable of operation. So, The configuration 120 VAC, 60 Hz and 240 VAC, 50 Hz were tested respectively, but only the worst configuration (120 VAC, 60 Hz) shown here.

Test Data and Plots

PHASE L

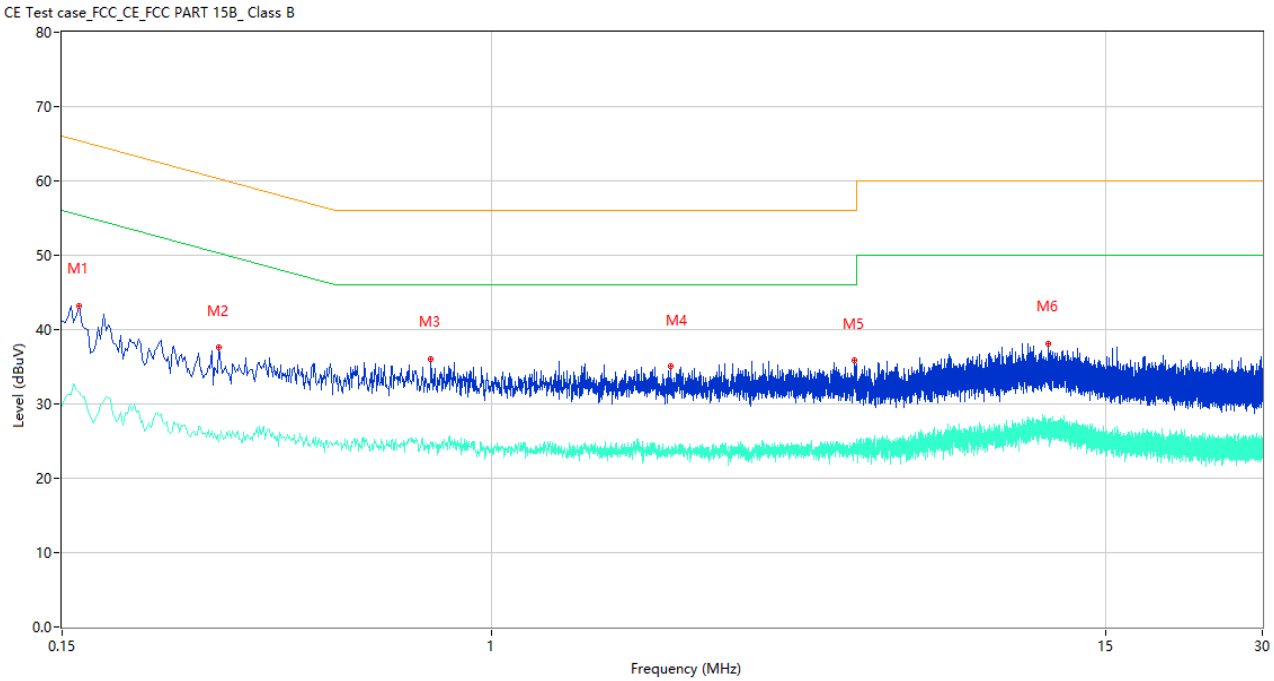

No.	Frequency (MHz)	Results (dBuV)	Factor (dB)	Limit (dBuV)	Over Limit (dB)	Detector	Line	Verdict
1	0.162	43.18	10.08	65.36	-22.18	Peak	L	Pass
1**	0.162	31.66	10.08	55.36	-23.70	AV	L	Pass
2	0.300	37.61	9.98	60.24	-22.63	Peak	L	Pass
2**	0.300	24.94	9.98	50.24	-25.30	AV	L	Pass
3	0.764	36.11	10.43	56.00	-19.89	Peak	L	Pass
3**	0.764	24.88	10.43	46.00	-21.12	AV	L	Pass
4	2.204	35.08	10.11	56.00	-20.92	Peak	L	Pass
4**	2.204	22.84	10.11	46.00	-23.16	AV	L	Pass
5	4.966	35.80	10.35	56.00	-20.20	Peak	L	Pass
5**	4.966	24.13	10.35	46.00	-21.87	AV	L	Pass
6	11.674	38.13	10.15	60.00	-21.87	Peak	L	Pass
6**	11.674	26.75	10.15	50.00	-23.25	AV	L	Pass

PHASE N

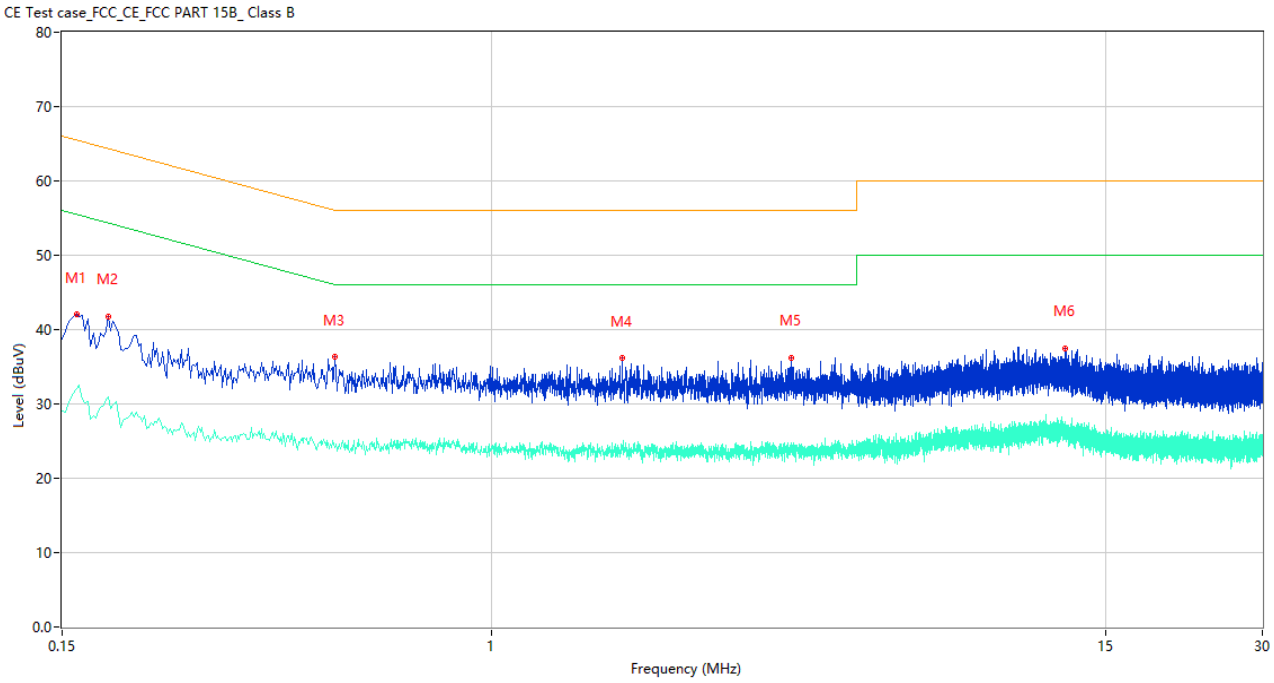

No.	Frequency (MHz)	Results (dBuV)	Factor (dB)	Limit (dBuV)	Over Limit (dB)	Detector	Line	Verdict
1	0.160	42.01	10.08	65.46	-23.45	Peak	N	Pass
1**	0.160	32.05	10.08	55.46	-23.41	AV	N	Pass
2	0.184	41.72	10.07	64.30	-22.58	Peak	N	Pass
2**	0.184	30.93	10.07	54.30	-23.37	AV	N	Pass
3	0.500	36.28	10.17	56.00	-19.72	Peak	N	Pass
3**	0.500	24.08	10.17	46.00	-21.92	AV	N	Pass
4	1.780	36.16	10.27	56.00	-19.84	Peak	N	Pass
4**	1.780	24.17	10.27	46.00	-21.83	AV	N	Pass
5	3.742	36.26	10.51	56.00	-19.74	Peak	N	Pass
5**	3.742	23.85	10.51	46.00	-22.15	AV	N	Pass
6	12.556	37.53	10.45	60.00	-22.47	Peak	N	Pass
6**	12.556	27.12	10.45	50.00	-22.88	AV	N	Pass

A.6 Radiated Spurious Emissions and Band Edge (Restricted-band)

Test Data

Note [1]: The symbol of "--" in the table which means not application.

Note [2]: For the test data above 1 GHz，According the ANSI C63.4, where limits are specified for both average and peak (or quasi-peak) detector functions, if the peak (or quasi-peak) measured value complies with the average limit, it is unnecessary to perform an average measurement.

Note [3]: The low frequency, which started from 9 kHz to 30 MHz, was pre-scanned and the result which was 20 dB lower than the limit line per 15.31(o) was not reported.

Note [4]: The EUT is working in the Normal link mode below 1 GHz. All modes have been tested and normal link mode is worst.

30 MHz to 1 GHz, ANT H

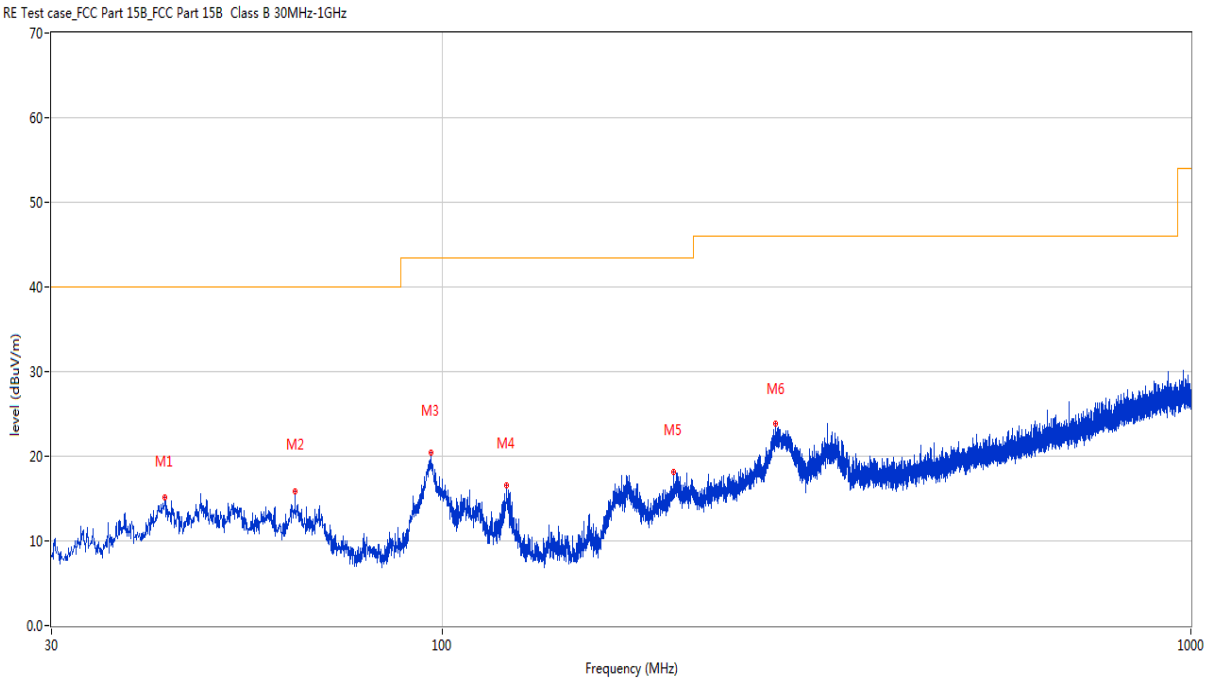

No.	Frequency (MHz)	Results (dBuV/m)	Factor (dB)	Limit (dBuV/m)	Over Limit (dB)	Detector	Table (Degree)	Height (cm)	Antenna	Verdict
1	42.562	15.08	-23.41	40.0	-24.92	Peak	18.00	200	Horizontal	Pass
2	63.514	15.80	-24.85	40.0	-24.20	Peak	37.60	200	Horizontal	Pass
3	96.445	20.44	-24.78	43.5	-23.06	Peak	359.00	200	Horizontal	Pass
4	121.811	16.60	-25.94	43.5	-26.90	Peak	287.40	100	Horizontal	Pass
5	203.339	18.20	-23.75	43.5	-25.30	Peak	96.30	100	Horizontal	Pass
6	278.611	23.93	-21.88	46.0	-22.07	Peak	134.90	100	Horizontal	Pass

30 MHz to 1 GHz, ANT V

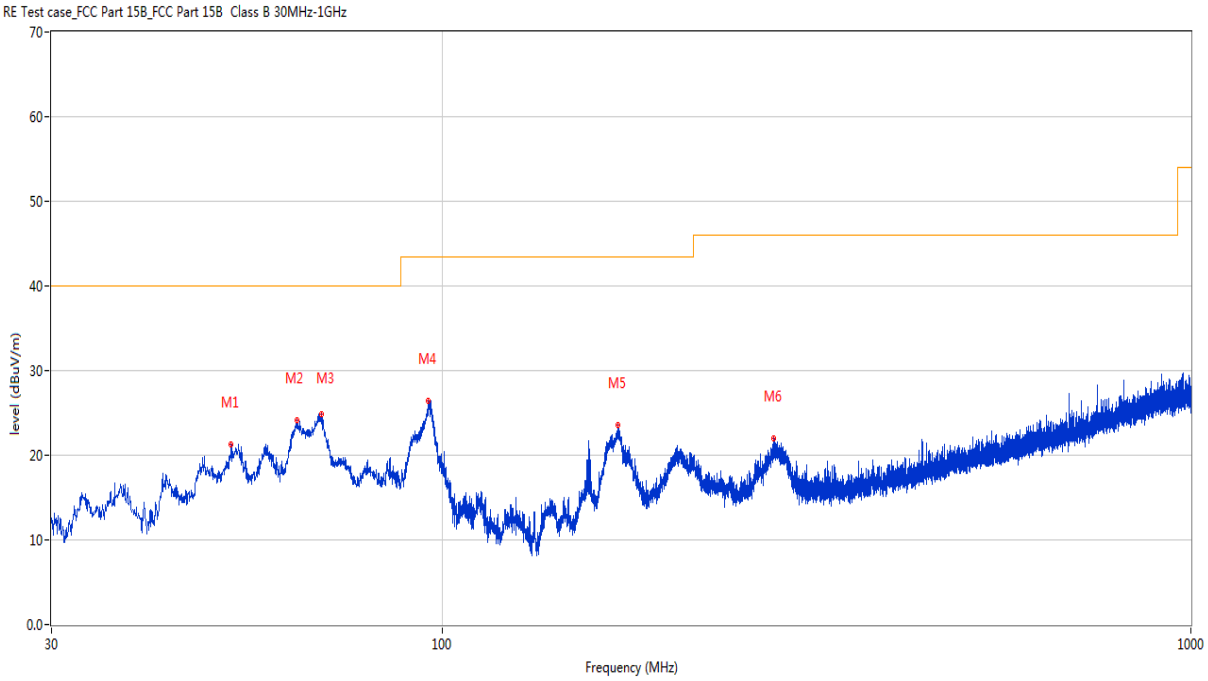

No.	Frequency (MHz)	Results (dBuV/m)	Factor (dB)	Limit (dBuV/m)	Over Limit (dB)	Detector	Table (Degree)	Height (cm)	Antenna	Verdict
1	52.164	21.23	-23.14	40.0	-18.77	Peak	111.80	100	Vertical	Pass
2	63.901	24.14	-24.91	40.0	-15.86	Peak	34.10	100	Vertical	Pass
3	68.849	24.79	-26.40	40.0	-15.21	Peak	360.00	200	Vertical	Pass
4	95.717	26.36	-24.79	43.5	-17.14	Peak	291.60	100	Vertical	Pass
5	171.572	23.63	-26.49	43.5	-19.87	Peak	140.40	100	Vertical	Pass
6	276.622	22.01	-21.96	46.0	-23.99	Peak	63.80	100	Vertical	Pass

Note 1: The marked “N/A” spikes near 5150MHz-5850MHz MHz with circle should be ignored because they are Fundamental signal.

Note 2: The spurious from 18GHz to 40GHz is noise only, do not show on the report.

11a, U-NII-1, 1 GHz to 18 GHz, Low Channel, ANT H

No.	Frequency (MHz)	Results (dBuV/m)	Factor (dB)	Limit (dBuV/m)	Over Limit (dB)	Detector	Table (Degree)	Height (cm)	Antenna	Verdict
1	1584.900	38.93	-16.68	74.0	-35.07	Peak	360.00	300	Horizontal	Pass
1**	1584.900	28.39	-16.68	54.0	-25.61	AV	360.00	300	Horizontal	Pass
2	4136.500	47.20	-4.60	74.0	-26.80	Peak	360.00	400	Horizontal	Pass
2**	4136.500	37.73	-4.60	54.0	-16.27	AV	360.00	400	Horizontal	Pass
3	5178.750	102.13	-1.05	--	--	Peak	360.00	150	Horizontal	N/A
3**	5178.750	94.96	-1.05	--	--	AV	360.00	150	Horizontal	N/A
4	7506.250	53.99	1.10	74.0	-20.01	Peak	360.00	200	Horizontal	Pass
4**	7506.250	45.13	1.10	54.0	-8.87	AV	360.00	200	Horizontal	Pass
5	11363.951	51.23	-1.80	74.0	-22.77	Peak	360.00	150	Horizontal	Pass
5**	11363.951	41.76	-1.80	54.0	-12.24	AV	360.00	150	Horizontal	Pass
6	16095.825	52.14	0.03	74.0	-21.86	Peak	360.00	400	Horizontal	Pass
6**	16095.825	42.45	0.03	54.0	-11.55	AV	360.00	400	Horizontal	Pass

11a, U-NII-1, 1 GHz to 18 GHz, Low Channel, ANT V

No.	Frequency (MHz)	Results (dBuV/m)	Factor (dB)	Limit (dBuV/m)	Over Limit (dB)	Detector	Table (Degree)	Height (cm)	Antenna	Verdict
1	1484.500	38.93	-16.55	74.0	-35.07	Peak	360.00	100	Vertical	Pass
1**	1484.500	28.98	-16.55	54.0	-25.02	AV	360.00	100	Vertical	Pass
2	3999.750	47.98	-4.98	74.0	-26.02	Peak	360.00	300	Vertical	Pass
2**	3999.750	36.85	-4.98	54.0	-17.15	AV	360.00	300	Vertical	Pass
3	5178.500	96.93	-1.07	--	--	Peak	360.00	100	Vertical	N/A
3**	5178.500	89.70	-1.07	--	--	AV	360.00	100	Vertical	N/A
4	7560.750	53.30	1.30	74.0	-20.70	Peak	360.00	300	Vertical	Pass
4**	7560.750	44.84	1.30	54.0	-9.16	AV	360.00	300	Vertical	Pass
5	11398.388	50.72	-1.66	74.0	-23.28	Peak	360.00	200	Vertical	Pass
5**	11398.388	41.87	-1.66	54.0	-12.13	AV	360.00	200	Vertical	Pass
6	16176.151	51.45	-0.19	74.0	-22.55	Peak	360.00	300	Vertical	Pass
6**	16176.151	42.58	-0.19	54.0	-11.42	AV	360.00	300	Vertical	Pass

11a, U-NII-1, 1 GHz to 18 GHz, Middle Channel, ANT H

No.	Frequency (MHz)	Results (dBuV/m)	Factor (dB)	Limit (dBuV/m)	Over Limit (dB)	Detector	Table (Degree)	Height (cm)	Antenna	Verdict
1	1435.100	38.27	-16.74	74.0	-35.73	Peak	359.00	300	Horizontal	Pass
1**	1435.100	29.30	-16.74	54.0	-24.70	AV	359.00	300	Horizontal	Pass
2	4210.500	47.84	-4.64	74.0	-26.16	Peak	338.00	100	Horizontal	Pass
2**	4210.500	39.47	-4.64	54.0	-14.53	AV	338.00	100	Horizontal	Pass
3	5221.500	105.22	-1.97	--	--	Peak	104.00	150	Horizontal	N/A
3**	5221.500	98.54	-1.97	--	--	AV	104.00	150	Horizontal	N/A
4	7664.250	53.97	1.02	74.0	-20.03	Peak	35.00	300	Horizontal	Pass
4**	7664.250	45.68	1.02	54.0	-8.32	AV	35.00	300	Horizontal	Pass
5	11214.325	51.33	-2.17	74.0	-22.67	Peak	190.00	200	Horizontal	Pass
5**	11214.325	41.43	-2.17	54.0	-12.57	AV	190.00	200	Horizontal	Pass
6	16198.462	52.11	0.36	74.0	-21.89	Peak	265.00	100	Horizontal	Pass
6**	16198.462	42.61	0.36	54.0	-11.39	AV	265.00	100	Horizontal	Pass

11a, U-NII-1, 1 GHz to 18 GHz, Middle Channel, ANT V

No.	Frequency (MHz)	Results (dBuV/m)	Factor (dB)	Limit (dBuV/m)	Over Limit (dB)	Detector	Table (Degree)	Height (cm)	Antenna	Verdict
1	1493.100	41.31	-16.85	74.0	-32.69	Peak	302.00	200	Vertical	Pass
1**	1493.100	28.52	-16.85	54.0	-25.48	AV	302.00	200	Vertical	Pass
2	4157.750	47.79	-4.83	74.0	-26.21	Peak	234.00	400	Vertical	Pass
2**	4157.750	38.48	-4.83	54.0	-15.52	AV	234.00	400	Vertical	Pass
3	5218.750	97.17	-2.01	--	--	Peak	129.00	150	Vertical	N/A
3**	5218.750	89.79	-2.01	--	--	AV	129.00	150	Vertical	N/A
4	7533.250	53.44	2.26	74.0	-20.56	Peak	41.00	200	Vertical	Pass
4**	7533.250	44.21	2.26	54.0	-9.79	AV	41.00	200	Vertical	Pass
5	11101.987	51.11	-1.01	74.0	-22.89	Peak	167.00	150	Vertical	Pass
5**	11101.987	42.00	-1.01	54.0	-12.00	AV	167.00	150	Vertical	Pass
6	16172.738	53.54	-0.27	74.0	-20.46	Peak	289.00	400	Vertical	Pass
6**	16172.738	42.64	-0.27	54.0	-11.36	AV	289.00	400	Vertical	Pass

11a, U-NII-1, 1 GHz to 18 GHz, High Channel, ANT H

No.	Frequency (MHz)	Results (dBuV/m)	Factor (dB)	Limit (dBuV/m)	Over Limit (dB)	Detector	Table (Degree)	Height (cm)	Antenna	Verdict
1	1537.400	39.11	-16.55	74.0	-34.89	Peak	176.00	400	Horizontal	Pass
1**	1537.400	28.98	-16.55	54.0	-25.02	AV	176.00	400	Horizontal	Pass
2	4071.750	47.63	-4.96	74.0	-26.37	Peak	224.00	100	Horizontal	Pass
2**	4071.750	37.62	-4.96	54.0	-16.38	AV	224.00	100	Horizontal	Pass
3	5237.250	105.10	-1.81	--	--	Peak	39.00	200	Horizontal	N/A
3**	5237.250	97.19	-1.81	--	--	AV	39.00	200	Horizontal	N/A
4	7509.500	54.29	1.72	74.0	-19.71	Peak	285.00	200	Horizontal	Pass
4**	7509.500	44.94	1.72	54.0	-9.06	AV	285.00	200	Horizontal	Pass
5	11414.300	51.36	-1.83	74.0	-22.64	Peak	136.00	150	Horizontal	Pass
5**	11414.300	42.06	-1.83	54.0	-11.94	AV	136.00	150	Horizontal	Pass
6	16095.300	52.00	0.01	74.0	-22.00	Peak	0.00	300	Horizontal	Pass
6**	16095.300	42.66	0.01	54.0	-11.34	AV	0.00	300	Horizontal	Pass

11a, U-NII-1, 1 GHz to 18 GHz, High Channel, ANT V

No.	Frequency (MHz)	Results (dBuV/m)	Factor (dB)	Limit (dBuV/m)	Over Limit (dB)	Detector	Table (Degree)	Height (cm)	Antenna	Verdict
1	1496.600	41.09	-16.74	74.0	-32.91	Peak	304.00	200	Vertical	Pass
1**	1496.600	33.07	-16.74	54.0	-20.93	AV	304.00	200	Vertical	Pass
2	4268.250	47.32	-3.70	74.0	-26.68	Peak	124.00	100	Vertical	Pass
2**	4268.250	38.54	-3.70	54.0	-15.46	AV	124.00	100	Vertical	Pass
3	5242.000	99.09	-1.83	--	--	Peak	0.00	200	Vertical	N/A
3**	5242.000	91.15	-1.83	--	--	AV	0.00	200	Vertical	N/A
4	7510.500	53.82	1.74	74.0	-20.18	Peak	348.00	300	Vertical	Pass
4**	7510.500	45.04	1.74	54.0	-8.96	AV	348.00	300	Vertical	Pass
5	11125.500	51.37	-0.98	74.0	-22.63	Peak	360.00	200	Vertical	Pass
5**	11125.500	42.37	-0.98	54.0	-11.63	AV	360.00	200	Vertical	Pass
6	16170.637	51.51	-0.33	74.0	-22.49	Peak	12.00	100	Vertical	Pass
6**	16170.637	42.34	-0.33	54.0	-11.66	AV	12.00	100	Vertical	Pass

11n20, U-NII-1, 1 GHz to 18 GHz, Low Channel, ANT H

No.	Frequency (MHz)	Results (dBuV/m)	Factor (dB)	Limit (dBuV/m)	Over Limit (dB)	Detector	Table (Degree)	Height (cm)	Antenna	Verdict
1	1554.200	38.21	-16.92	74.0	-35.79	Peak	0.00	400	Horizontal	Pass
1**	1554.200	28.42	-16.92	54.0	-25.58	AV	0.00	400	Horizontal	Pass
2	4260.750	47.92	-3.98	74.0	-26.08	Peak	221.00	100	Horizontal	Pass
2**	4260.750	38.43	-3.98	54.0	-15.57	AV	221.00	100	Horizontal	Pass
3	5179.000	107.45	-1.06	--	--	Peak	143.00	150	Horizontal	N/A
3**	5179.000	100.56	-1.06	--	--	AV	143.00	150	Horizontal	N/A
4	7533.000	54.37	2.23	74.0	-19.63	Peak	135.00	400	Horizontal	Pass
4**	7533.000	44.35	2.23	54.0	-9.65	AV	135.00	400	Horizontal	Pass
5	11788.363	51.65	-1.75	74.0	-22.35	Peak	302.00	150	Horizontal	Pass
5**	11788.363	41.46	-1.75	54.0	-12.54	AV	302.00	150	Horizontal	Pass
6	16179.299	52.38	-0.11	74.0	-21.62	Peak	60.00	200	Horizontal	Pass
6**	16179.299	42.87	-0.11	54.0	-11.13	AV	60.00	200	Horizontal	Pass

11n20, U-NII-1, 1 GHz to 18 GHz, Low Channel, ANT V

No.	Frequency (MHz)	Results (dBuV/m)	Factor (dB)	Limit (dBuV/m)	Over Limit (dB)	Detector	Table (Degree)	Height (cm)	Antenna	Verdict
1	1499.700	39.86	-16.61	74.0	-34.14	Peak	307.00	400	Vertical	Pass
1**	1499.700	30.33	-16.61	54.0	-23.67	AV	307.00	400	Vertical	Pass
2	4318.250	47.62	-3.97	74.0	-26.38	Peak	230.00	100	Vertical	Pass
2**	4318.250	38.36	-3.97	54.0	-15.64	AV	230.00	100	Vertical	Pass
3	5178.750	102.40	-1.05	--	--	Peak	203.00	100	Vertical	N/A
3**	5178.750	94.44	-1.05	--	--	AV	203.00	100	Vertical	N/A
4	7740.000	53.57	1.36	74.0	-20.43	Peak	74.00	200	Vertical	Pass
4**	7740.000	44.68	1.36	54.0	-9.32	AV	74.00	200	Vertical	Pass
5	11709.750	51.53	-2.27	74.0	-22.47	Peak	52.00	200	Vertical	Pass
5**	11709.750	41.31	-2.27	54.0	-12.69	AV	52.00	200	Vertical	Pass
6	16168.537	52.43	-0.38	74.0	-21.57	Peak	47.00	200	Vertical	Pass
6**	16168.537	42.53	-0.38	54.0	-11.47	AV	47.00	200	Vertical	Pass

11n20, U-NII-1, 1 GHz to 18 GHz, Middle Channel, ANT H

No.	Frequency (MHz)	Results (dBuV/m)	Factor (dB)	Limit (dBuV/m)	Over Limit (dB)	Detector	Table (Degree)	Height (cm)	Antenna	Verdict
1	1580.300	38.82	-16.65	74.0	-35.18	Peak	293.00	100	Horizontal	Pass
1**	1580.300	29.04	-16.65	54.0	-24.96	AV	293.00	100	Horizontal	Pass
2	4229.750	47.03	-4.40	74.0	-26.97	Peak	279.00	300	Horizontal	Pass
2**	4229.750	37.79	-4.40	54.0	-16.21	AV	279.00	300	Horizontal	Pass
3	5218.750	108.67	-2.01	--	--	Peak	138.00	100	Horizontal	N/A
3**	5218.750	100.81	-2.01	--	--	AV	138.00	100	Horizontal	N/A
4	7522.500	53.67	2.29	74.0	-20.33	Peak	51.00	100	Horizontal	Pass
4**	7522.500	44.57	2.29	54.0	-9.43	AV	51.00	100	Horizontal	Pass
5	11126.213	52.63	-0.98	74.0	-21.37	Peak	60.00	100	Horizontal	Pass
5**	11126.213	42.95	-0.98	54.0	-11.05	AV	60.00	100	Horizontal	Pass
6	16178.513	51.65	-0.13	74.0	-22.35	Peak	-1.00	100	Horizontal	Pass
6**	16178.513	43.11	-0.13	54.0	-10.89	AV	-1.00	100	Horizontal	Pass

11n20, U-NII-1, 1 GHz to 18 GHz, Middle Channel, ANT V

No.	Frequency (MHz)	Results (dBuV/m)	Factor (dB)	Limit (dBuV/m)	Over Limit (dB)	Detector	Table (Degree)	Height (cm)	Antenna	Verdict
1	1496.100	40.89	-16.78	74.0	-33.11	Peak	305.00	200	Vertical	Pass
1**	1496.100	29.33	-16.78	54.0	-24.67	AV	305.00	200	Vertical	Pass
2	4309.250	47.51	-4.16	74.0	-26.49	Peak	360.00	100	Vertical	Pass
2**	4309.250	37.58	-4.16	54.0	-16.42	AV	360.00	100	Vertical	Pass
3	5222.000	101.71	-1.98	--	--	Peak	223.00	150	Vertical	N/A
3**	5222.000	94.09	-1.98	--	--	AV	223.00	150	Vertical	N/A
4	7516.000	54.99	2.05	74.0	-19.01	Peak	248.00	100	Vertical	Pass
4**	7516.000	45.23	2.05	54.0	-8.77	AV	248.00	100	Vertical	Pass
5	11118.375	52.37	-0.99	74.0	-21.63	Peak	324.00	200	Vertical	Pass
5**	11118.375	42.66	-0.99	54.0	-11.34	AV	324.00	200	Vertical	Pass
6	16186.387	52.90	0.07	74.0	-21.10	Peak	0.00	300	Vertical	Pass
6**	16186.387	42.61	0.07	54.0	-11.39	AV	0.00	300	Vertical	Pass

11n20, U-NII-1, 1 GHz to 18 GHz, High Channel, ANT H

No.	Frequency (MHz)	Results (dBuV/m)	Factor (dB)	Limit (dBuV/m)	Over Limit (dB)	Detector	Table (Degree)	Height (cm)	Antenna	Verdict
1	1596.100	39.12	-16.82	74.0	-34.88	Peak	244.00	100	Horizontal	Pass
1**	1596.100	28.62	-16.82	54.0	-25.38	AV	244.00	100	Horizontal	Pass
2	4305.000	47.52	-4.01	74.0	-26.48	Peak	0.00	300	Horizontal	Pass
2**	4305.000	37.67	-4.01	54.0	-16.33	AV	0.00	300	Horizontal	Pass
3	5238.750	109.00	-1.81	--	--	Peak	140.00	100	Horizontal	N/A
3**	5238.750	102.97	-1.81	--	--	AV	140.00	100	Horizontal	N/A
4	7465.500	54.56	1.46	74.0	-19.44	Peak	271.00	400	Horizontal	Pass
4**	7465.500	44.40	1.46	54.0	-9.60	AV	271.00	400	Horizontal	Pass
5	11166.113	51.20	-1.22	74.0	-22.80	Peak	53.00	150	Horizontal	Pass
5**	11166.113	42.30	-1.22	54.0	-11.70	AV	53.00	150	Horizontal	Pass
6	16185.338	52.11	0.04	74.0	-21.89	Peak	360.00	300	Horizontal	Pass
6**	16185.338	43.35	0.04	54.0	-10.65	AV	360.00	300	Horizontal	Pass

11n20, U-NII-1, 1 GHz to 18 GHz, High Channel, ANT V

No.	Frequency (MHz)	Results (dBuV/m)	Factor (dB)	Limit (dBuV/m)	Over Limit (dB)	Detector	Table (Degree)	Height (cm)	Antenna	Verdict
1	1494.100	40.42	-16.89	74.0	-33.58	Peak	317.00	300	Vertical	Pass
1**	1494.100	30.18	-16.89	54.0	-23.82	AV	317.00	300	Vertical	Pass
2	4262.250	47.59	-3.92	74.0	-26.41	Peak	259.00	400	Vertical	Pass
2**	4262.250	38.54	-3.92	54.0	-15.46	AV	259.00	400	Vertical	Pass
3	5238.750	102.86	-1.81	--	--	Peak	215.00	150	Vertical	N/A
3**	5238.750	94.89	-1.81	--	--	AV	215.00	150	Vertical	N/A
4	7454.750	53.82	1.49	74.0	-20.18	Peak	259.00	200	Vertical	Pass
4**	7454.750	43.82	1.49	54.0	-10.18	AV	259.00	200	Vertical	Pass
5	11075.151	51.57	-1.47	74.0	-22.43	Peak	35.00	100	Vertical	Pass
5**	11075.151	42.53	-1.47	54.0	-11.47	AV	35.00	100	Vertical	Pass
6	16187.700	52.03	0.10	74.0	-21.97	Peak	-1.00	200	Vertical	Pass
6**	16187.700	43.14	0.10	54.0	-10.86	AV	-1.00	200	Vertical	Pass

11n40, U-NII-1, 1 GHz to 18 GHz, Low Channel, ANT H

No.	Frequency (MHz)	Results (dBuV/m)	Factor (dB)	Limit (dBuV/m)	Over Limit (dB)	Detector	Table (Degree)	Height (cm)	Antenna	Verdict
1	1602.500	38.38	-16.66	74.0	-35.62	Peak	111.00	200	Horizontal	Pass
1**	1602.500	29.16	-16.66	54.0	-24.84	AV	111.00	200	Horizontal	Pass
2	4218.250	48.80	-4.61	74.0	-25.20	Peak	158.00	100	Horizontal	Pass
2**	4218.250	38.23	-4.61	54.0	-15.77	AV	158.00	100	Horizontal	Pass
3	5191.500	102.83	-1.96	--	--	Peak	43.00	100	Horizontal	N/A
3**	5191.500	94.00	-1.96	--	--	AV	43.00	100	Horizontal	N/A
4	7520.250	54.68	2.12	74.0	-19.32	Peak	338.00	400	Horizontal	Pass
4**	7520.250	44.81	2.12	54.0	-9.19	AV	338.00	400	Horizontal	Pass
5	11089.637	51.77	-1.20	74.0	-22.23	Peak	0.00	150	Horizontal	Pass
5**	11089.637	42.10	-1.20	54.0	-11.90	AV	0.00	150	Horizontal	Pass
6	16190.325	52.17	0.16	74.0	-21.83	Peak	222.00	300	Horizontal	Pass
6**	16190.325	43.13	0.16	54.0	-10.87	AV	222.00	300	Horizontal	Pass

11n40, U-NII-1, 1 GHz to 18 GHz, Low Channel, ANT V

No.	Frequency (MHz)	Results (dBuV/m)	Factor (dB)	Limit (dBuV/m)	Over Limit (dB)	Detector	Table (Degree)	Height (cm)	Antenna	Verdict
1	1496.800	40.15	-16.72	74.0	-33.85	Peak	303.00	200	Vertical	Pass
1**	1496.800	31.46	-16.72	54.0	-22.54	AV	303.00	200	Vertical	Pass
2	4136.000	47.24	-4.60	74.0	-26.76	Peak	239.00	100	Vertical	Pass
2**	4136.000	39.64	-4.60	54.0	-14.36	AV	239.00	100	Vertical	Pass
3	5187.250	96.51	-1.69	--	--	Peak	1.00	200	Vertical	N/A
3**	5187.250	89.60	-1.69	--	--	AV	1.00	200	Vertical	N/A
4	7489.000	54.21	1.40	74.0	-19.79	Peak	0.00	200	Vertical	Pass
4**	7489.000	45.04	1.40	54.0	-8.96	AV	0.00	200	Vertical	Pass
5	11164.687	51.69	-1.20	74.0	-22.31	Peak	89.00	100	Vertical	Pass
5**	11164.687	42.18	-1.20	54.0	-11.82	AV	89.00	100	Vertical	Pass
6	16181.662	52.80	-0.05	74.0	-21.20	Peak	134.00	300	Vertical	Pass
6**	16181.662	43.20	-0.05	54.0	-10.80	AV	134.00	300	Vertical	Pass

11n40, U-NII-1, 1 GHz to 18 GHz, High Channel, ANT H

No.	Frequency (MHz)	Results (dBuV/m)	Factor (dB)	Limit (dBuV/m)	Over Limit (dB)	Detector	Table (Degree)	Height (cm)	Antenna	Verdict
1	1542.400	38.93	-16.51	74.0	-35.07	Peak	338.00	400	Horizontal	Pass
1**	1542.400	29.47	-16.51	54.0	-24.53	AV	338.00	400	Horizontal	Pass
2	4097.750	47.71	-4.75	74.0	-26.29	Peak	131.00	100	Horizontal	Pass
2**	4097.750	37.92	-4.75	54.0	-16.08	AV	131.00	100	Horizontal	Pass
3	5242.500	103.90	-1.83	--	--	Peak	36.00	100	Horizontal	N/A
3**	5242.500	95.55	-1.83	--	--	AV	36.00	100	Horizontal	N/A
4	7745.500	54.06	1.28	74.0	-19.94	Peak	188.00	400	Horizontal	Pass
4**	7745.500	44.85	1.28	54.0	-9.15	AV	188.00	400	Horizontal	Pass
5	11786.700	51.88	-1.77	74.0	-22.12	Peak	360.00	100	Horizontal	Pass
5**	11786.700	41.60	-1.77	54.0	-12.40	AV	360.00	100	Horizontal	Pass
6	16186.387	52.59	0.07	74.0	-21.41	Peak	93.00	200	Horizontal	Pass
6**	16186.387	43.34	0.07	54.0	-10.66	AV	93.00	200	Horizontal	Pass

11n40, U-NII-1, 1 GHz to 18 GHz, High Channel, ANT V

No.	Frequency (MHz)	Results (dBuV/m)	Factor (dB)	Limit (dBuV/m)	Over Limit (dB)	Detector	Table (Degree)	Height (cm)	Antenna	Verdict
1	1596.100	38.65	-16.82	74.0	-35.35	Peak	299.00	400	Vertical	Pass
1**	1596.100	29.28	-16.82	54.0	-24.72	AV	299.00	400	Vertical	Pass
2	4102.750	47.79	-4.79	74.0	-26.21	Peak	232.00	300	Vertical	Pass
2**	4102.750	38.47	-4.79	54.0	-15.53	AV	232.00	300	Vertical	Pass
3	5226.750	96.85	-2.07	--	--	Peak	307.00	100	Vertical	N/A
3**	5226.750	88.81	-2.07	--	--	AV	307.00	100	Vertical	N/A
4	7503.750	54.23	1.00	74.0	-19.77	Peak	317.00	200	Vertical	Pass
4**	7503.750	45.85	1.00	54.0	-8.15	AV	317.00	200	Vertical	Pass
5	11078.475	51.29	-1.41	74.0	-22.71	Peak	360.00	150	Vertical	Pass
5**	11078.475	41.71	-1.41	54.0	-12.29	AV	360.00	150	Vertical	Pass
6	16181.662	51.71	-0.05	74.0	-22.29	Peak	39.00	400	Vertical	Pass
6**	16181.662	42.77	-0.05	54.0	-11.23	AV	39.00	400	Vertical	Pass

11ac20, U-NII-1, 1 GHz to 18 GHz, Low Channel, ANT H

No.	Frequency (MHz)	Results (dBuV/m)	Factor (dB)	Limit (dBuV/m)	Over Limit (dB)	Detector	Table (Degree)	Height (cm)	Antenna	Verdict
1	1573.600	39.38	-16.52	74.0	-34.62	Peak	178.00	400	Horizontal	Pass
1**	1573.600	29.36	-16.52	54.0	-24.64	AV	178.00	400	Horizontal	Pass
2	4249.750	47.74	-4.29	74.0	-26.26	Peak	0.00	300	Horizontal	Pass
2**	4249.750	38.67	-4.29	54.0	-15.33	AV	0.00	300	Horizontal	Pass
3	5177.000	106.37	-1.23	--	--	Peak	39.00	150	Horizontal	N/A
3**	5177.000	98.65	-1.23	--	--	AV	39.00	150	Horizontal	N/A
4	7473.750	54.38	1.86	74.0	-19.62	Peak	208.00	100	Horizontal	Pass
4**	7473.750	44.87	1.86	54.0	-9.13	AV	208.00	100	Horizontal	Pass
5	11164.450	51.33	-1.19	74.0	-22.67	Peak	194.00	200	Horizontal	Pass
5**	11164.450	42.87	-1.19	54.0	-11.13	AV	194.00	200	Horizontal	Pass
6	16184.813	51.83	0.03	74.0	-22.17	Peak	35.00	200	Horizontal	Pass
6**	16184.813	42.79	0.03	54.0	-11.21	AV	35.00	200	Horizontal	Pass

11ac20, U-NII-1, 1 GHz to 18 GHz, Low Channel, ANT V

No.	Frequency (MHz)	Results (dBuV/m)	Factor (dB)	Limit (dBuV/m)	Over Limit (dB)	Detector	Table (Degree)	Height (cm)	Antenna	Verdict
1	1496.400	39.81	-16.75	74.0	-34.19	Peak	299.00	300	Vertical	Pass
1**	1496.400	31.06	-16.75	54.0	-22.94	AV	299.00	300	Vertical	Pass
2	4023.500	47.98	-5.16	74.0	-26.02	Peak	168.00	300	Vertical	Pass
2**	4023.500	38.51	-5.16	54.0	-15.49	AV	168.00	300	Vertical	Pass
3	5177.500	100.13	-1.18	--	--	Peak	1.00	100	Vertical	N/A
3**	5177.500	91.77	-1.18	--	--	AV	1.00	100	Vertical	N/A
4	7459.500	53.91	1.52	74.0	-20.09	Peak	39.00	300	Vertical	Pass
4**	7459.500	44.19	1.52	54.0	-9.81	AV	39.00	300	Vertical	Pass
5	11173.950	51.74	-1.35	74.0	-22.26	Peak	192.00	200	Vertical	Pass
5**	11173.950	41.70	-1.35	54.0	-12.30	AV	192.00	200	Vertical	Pass
6	16172.474	52.15	-0.28	74.0	-21.85	Peak	213.00	200	Vertical	Pass
6**	16172.474	43.09	-0.28	54.0	-10.91	AV	213.00	200	Vertical	Pass

11ac20, U-NII-1, 1 GHz to 18 GHz, Middle Channel, ANT H

No.	Frequency (MHz)	Results (dBuV/m)	Factor (dB)	Limit (dBuV/m)	Over Limit (dB)	Detector	Table (Degree)	Height (cm)	Antenna	Verdict
1	1597.200	39.59	-16.80	74.0	-34.41	Peak	318.00	100	Horizontal	Pass
1**	1597.200	28.70	-16.80	54.0	-25.30	AV	318.00	100	Horizontal	Pass
2	4217.750	47.74	-4.61	74.0	-26.26	Peak	71.00	400	Horizontal	Pass
2**	4217.750	39.09	-4.61	54.0	-14.91	AV	71.00	400	Horizontal	Pass
3	5218.250	106.48	-2.01	--	--	Peak	42.00	100	Horizontal	N/A
3**	5218.250	98.87	-2.01	--	--	AV	42.00	100	Horizontal	N/A
4	7497.000	54.33	1.21	74.0	-19.67	Peak	218.00	400	Horizontal	Pass
4**	7497.000	44.54	1.21	54.0	-9.46	AV	218.00	400	Horizontal	Pass
5	11108.400	51.95	-1.00	74.0	-22.05	Peak	247.00	200	Horizontal	Pass
5**	11108.400	42.51	-1.00	54.0	-11.49	AV	247.00	200	Horizontal	Pass
6	16180.612	52.39	-0.08	74.0	-21.61	Peak	226.00	300	Horizontal	Pass
6**	16180.612	43.30	-0.08	54.0	-10.70	AV	226.00	300	Horizontal	Pass

11ac20, U-NII-1, 1 GHz to 18 GHz, Middle Channel, ANT V

No.	Frequency (MHz)	Results (dBuV/m)	Factor (dB)	Limit (dBuV/m)	Over Limit (dB)	Detector	Table (Degree)	Height (cm)	Antenna	Verdict
1	1585.200	39.36	-16.71	74.0	-34.64	Peak	250.00	300	Vertical	Pass
1**	1585.200	29.08	-16.71	54.0	-24.92	AV	250.00	300	Vertical	Pass
2	4245.000	47.60	-4.33	74.0	-26.40	Peak	309.00	300	Vertical	Pass
2**	4245.000	38.39	-4.33	54.0	-15.61	AV	309.00	300	Vertical	Pass
3	5222.000	98.73	-1.98	--	--	Peak	346.00	150	Vertical	N/A
3**	5222.000	91.64	-1.98	--	--	AV	346.00	150	Vertical	N/A
4	7748.250	54.23	1.52	74.0	-19.77	Peak	290.00	200	Vertical	Pass
4**	7748.250	44.74	1.52	54.0	-9.26	AV	290.00	200	Vertical	Pass
5	10626.037	51.57	-2.25	74.0	-22.43	Peak	334.00	200	Vertical	Pass
5**	10626.037	41.11	-2.25	54.0	-12.89	AV	334.00	200	Vertical	Pass
6	16182.187	51.76	-0.04	74.0	-22.24	Peak	297.00	100	Vertical	Pass
6**	16182.187	43.51	-0.04	54.0	-10.49	AV	297.00	100	Vertical	Pass

11ac20, U-NII-1, 1 GHz to 18 GHz, High Channel, ANT H

No.	Frequency (MHz)	Results (dBuV/m)	Factor (dB)	Limit (dBuV/m)	Over Limit (dB)	Detector	Table (Degree)	Height (cm)	Antenna	Verdict
1	1479.300	38.88	-16.23	74.0	-35.12	Peak	46.00	200	Horizontal	Pass
1**	1479.300	30.05	-16.23	54.0	-23.95	AV	46.00	200	Horizontal	Pass
2	4184.500	47.82	-4.18	74.0	-26.18	Peak	105.00	100	Horizontal	Pass
2**	4184.500	39.45	-4.18	54.0	-14.55	AV	105.00	100	Horizontal	Pass
3	5235.250	106.85	-1.77	--	--	Peak	105.00	100	Horizontal	N/A
3**	5235.250	99.90	-1.77	--	--	AV	105.00	100	Horizontal	N/A
4	7503.500	54.10	1.01	74.0	-19.90	Peak	86.00	100	Horizontal	Pass
4**	7503.500	44.84	1.01	54.0	-9.16	AV	86.00	100	Horizontal	Pass
5	11143.550	51.77	-0.96	74.0	-22.23	Peak	64.00	100	Horizontal	Pass
5**	11143.550	42.50	-0.96	54.0	-11.50	AV	64.00	100	Horizontal	Pass
6	16183.500	52.01	-0.01	74.0	-21.99	Peak	175.00	200	Horizontal	Pass
6**	16183.500	43.27	-0.01	54.0	-10.73	AV	175.00	200	Horizontal	Pass

11ac20, U-NII-1, 1 GHz to 18 GHz, High Channel, ANT V

No.	Frequency (MHz)	Results (dBuV/m)	Factor (dB)	Limit (dBuV/m)	Over Limit (dB)	Detector	Table (Degree)	Height (cm)	Antenna	Verdict
1	1484.300	39.27	-16.55	74.0	-34.73	Peak	330.00	300	Vertical	Pass
1**	1484.300	30.04	-16.55	54.0	-23.96	AV	330.00	300	Vertical	Pass
2	4222.750	47.95	-4.51	74.0	-26.05	Peak	136.00	200	Vertical	Pass
2**	4222.750	39.29	-4.51	54.0	-14.71	AV	136.00	200	Vertical	Pass
3	5245.750	100.12	-1.90	--	--	Peak	0.00	200	Vertical	N/A
3**	5245.750	92.31	-1.90	--	--	AV	0.00	200	Vertical	N/A
4	7349.250	53.65	1.04	74.0	-20.35	Peak	336.00	300	Vertical	Pass
4**	7349.250	43.95	1.04	54.0	-10.05	AV	336.00	300	Vertical	Pass
5	11131.912	51.71	-0.97	74.0	-22.29	Peak	350.00	100	Vertical	Pass
5**	11131.912	42.34	-0.97	54.0	-11.66	AV	350.00	100	Vertical	Pass
6	16189.537	52.06	0.14	74.0	-21.94	Peak	3.00	100	Vertical	Pass
6**	16189.537	43.48	0.14	54.0	-10.52	AV	3.00	100	Vertical	Pass

11ac40, U-NII-1, 1 GHz to 18 GHz, Low Channel, ANT H

No.	Frequency (MHz)	Results (dBuV/m)	Factor (dB)	Limit (dBuV/m)	Over Limit (dB)	Detector	Table (Degree)	Height (cm)	Antenna	Verdict
1	1485.000	38.88	-16.56	74.0	-35.12	Peak	0.00	200	Horizontal	Pass
1**	1485.000	31.12	-16.56	54.0	-22.88	AV	0.00	200	Horizontal	Pass
2	4203.500	47.79	-4.63	74.0	-26.21	Peak	241.00	100	Horizontal	Pass
2**	4203.500	38.44	-4.63	54.0	-15.56	AV	241.00	100	Horizontal	Pass
3	5192.250	102.74	-2.00	--	--	Peak	42.00	150	Horizontal	N/A
3**	5192.250	95.51	-2.00	--	--	AV	42.00	150	Horizontal	N/A
4	7511.750	53.81	1.68	74.0	-20.19	Peak	241.00	300	Horizontal	Pass
4**	7511.750	44.68	1.68	54.0	-9.32	AV	241.00	300	Horizontal	Pass
5	11787.175	52.33	-1.77	74.0	-21.67	Peak	75.00	100	Horizontal	Pass
5**	11787.175	41.33	-1.77	54.0	-12.67	AV	75.00	100	Horizontal	Pass
6	16096.874	52.23	0.05	74.0	-21.77	Peak	0.00	400	Horizontal	Pass
6**	16096.874	42.23	0.05	54.0	-11.77	AV	0.00	400	Horizontal	Pass

11ac40, U-NII-1, 1 GHz to 18 GHz, Low Channel, ANT V

No.	Frequency (MHz)	Results (dBuV/m)	Factor (dB)	Limit (dBuV/m)	Over Limit (dB)	Detector	Table (Degree)	Height (cm)	Antenna	Verdict
1	1559.600	38.69	-16.77	74.0	-35.31	Peak	0.00	100	Vertical	Pass
1**	1559.600	29.59	-16.77	54.0	-24.41	AV	0.00	100	Vertical	Pass
2	4224.250	47.59	-4.56	74.0	-26.41	Peak	251.00	100	Vertical	Pass
2**	4224.250	38.26	-4.56	54.0	-15.74	AV	251.00	100	Vertical	Pass
3	5184.000	97.24	-1.33	--	--	Peak	3.00	150	Vertical	N/A
3**	5184.000	88.89	-1.33	--	--	AV	3.00	150	Vertical	N/A
4	7745.500	53.96	1.28	74.0	-20.04	Peak	336.00	400	Vertical	Pass
4**	7745.500	44.57	1.28	54.0	-9.43	AV	336.00	400	Vertical	Pass
5	10624.375	51.20	-2.19	74.0	-22.80	Peak	155.00	150	Vertical	Pass
5**	10624.375	41.40	-2.19	54.0	-12.60	AV	155.00	150	Vertical	Pass
6	16181.662	53.05	-0.05	74.0	-20.95	Peak	176.00	400	Vertical	Pass
6**	16181.662	43.35	-0.05	54.0	-10.65	AV	176.00	400	Vertical	Pass

11ac40, U-NII-1, 1 GHz to 18 GHz, High Channel, ANT H

No.	Frequency (MHz)	Results (dBuV/m)	Factor (dB)	Limit (dBuV/m)	Over Limit (dB)	Detector	Table (Degree)	Height (cm)	Antenna	Verdict
1	1484.600	38.59	-16.56	74.0	-35.41	Peak	32.00	400	Horizontal	Pass
1**	1484.600	31.00	-16.56	54.0	-23.00	AV	32.00	400	Horizontal	Pass
2	4254.250	48.03	-4.30	74.0	-25.97	Peak	360.00	200	Horizontal	Pass
2**	4254.250	38.02	-4.30	54.0	-15.98	AV	360.00	200	Horizontal	Pass
3	5232.000	104.95	-1.78	--	--	Peak	100.00	150	Horizontal	N/A
3**	5232.000	97.13	-1.78	--	--	AV	100.00	150	Horizontal	N/A
4	7489.000	53.76	1.40	74.0	-20.24	Peak	307.00	400	Horizontal	Pass
4**	7489.000	44.52	1.40	54.0	-9.48	AV	307.00	400	Horizontal	Pass
5	11086.788	52.22	-1.26	74.0	-21.78	Peak	304.00	150	Horizontal	Pass
5**	11086.788	41.60	-1.26	54.0	-12.40	AV	304.00	150	Horizontal	Pass
6	16166.700	51.76	-0.42	74.0	-22.24	Peak	144.00	100	Horizontal	Pass
6**	16166.700	43.20	-0.42	54.0	-10.80	AV	144.00	100	Horizontal	Pass

11ac40, U-NII-1, 1 GHz to 18 GHz, High Channel, ANT V

No.	Frequency (MHz)	Results (dBuV/m)	Factor (dB)	Limit (dBuV/m)	Over Limit (dB)	Detector	Table (Degree)	Height (cm)	Antenna	Verdict
1	1484.400	38.85	-16.55	74.0	-35.15	Peak	256.00	400	Vertical	Pass
1**	1484.400	29.95	-16.55	54.0	-24.05	AV	256.00	400	Vertical	Pass
2	4158.250	47.59	-4.85	74.0	-26.41	Peak	71.00	100	Vertical	Pass
2**	4158.250	38.36	-4.85	54.0	-15.64	AV	71.00	100	Vertical	Pass
3	5233.500	97.40	-1.73	--	--	Peak	308.00	100	Vertical	N/A
3**	5233.500	89.83	-1.73	--	--	AV	308.00	100	Vertical	N/A
4	7741.500	54.45	1.53	74.0	-19.55	Peak	34.00	200	Vertical	Pass
4**	7741.500	45.85	1.53	54.0	-8.15	AV	34.00	200	Vertical	Pass
5	11392.213	51.71	-1.68	74.0	-22.29	Peak	263.00	200	Vertical	Pass
5**	11392.213	41.86	-1.68	54.0	-12.14	AV	263.00	200	Vertical	Pass
6	16197.412	52.58	0.34	74.0	-21.42	Peak	360.00	400	Vertical	Pass
6**	16197.412	43.23	0.34	54.0	-10.77	AV	360.00	400	Vertical	Pass

11ac80, U-NII-1, 1 GHz to 18 GHz, Middle Channel, ANT H

No.	Frequency (MHz)	Results (dBuV/m)	Factor (dB)	Limit (dBuV/m)	Over Limit (dB)	Detector	Table (Degree)	Height (cm)	Antenna	Verdict
1	1542.100	39.49	-16.50	74.0	-34.51	Peak	133.00	400	Horizontal	Pass
1**	1542.100	29.35	-16.50	54.0	-24.65	AV	133.00	400	Horizontal	Pass
2	4267.500	48.27	-3.60	74.0	-25.73	Peak	10.00	100	Horizontal	Pass
2**	4267.500	38.77	-3.60	54.0	-15.23	AV	10.00	100	Horizontal	Pass
3	5211.750	98.88	-1.98	--	--	Peak	37.00	200	Horizontal	N/A
3**	5211.750	91.08	-1.98	--	--	AV	37.00	200	Horizontal	N/A
4	7741.250	54.19	1.53	74.0	-19.81	Peak	93.00	200	Horizontal	Pass
4**	7741.250	44.74	1.53	54.0	-9.26	AV	93.00	200	Horizontal	Pass
5	11396.013	52.25	-1.67	74.0	-21.75	Peak	321.00	200	Horizontal	Pass
5**	11396.013	42.44	-1.67	54.0	-11.56	AV	321.00	200	Horizontal	Pass
6	16178.513	51.41	-0.13	74.0	-22.59	Peak	190.00	400	Horizontal	Pass
6**	16178.513	42.62	-0.13	54.0	-11.38	AV	190.00	400	Horizontal	Pass

11ac80, U-NII-1, 1 GHz to 18 GHz, Middle Channel, ANT V

No.	Frequency (MHz)	Results (dBuV/m)	Factor (dB)	Limit (dBuV/m)	Over Limit (dB)	Detector	Table (Degree)	Height (cm)	Antenna	Verdict
1	1563.400	39.38	-16.90	74.0	-34.62	Peak	315.00	300	Vertical	Pass
1**	1563.400	28.93	-16.90	54.0	-25.07	AV	315.00	300	Vertical	Pass
2	4249.750	47.65	-4.29	74.0	-26.35	Peak	109.00	300	Vertical	Pass
2**	4249.750	39.53	-4.29	54.0	-14.47	AV	109.00	300	Vertical	Pass
3	5214.000	92.78	-1.94	--	--	Peak	354.00	100	Vertical	N/A
3**	5214.000	85.33	-1.94	--	--	AV	354.00	100	Vertical	N/A
4	7492.750	54.50	1.26	74.0	-19.50	Peak	69.00	200	Vertical	Pass
4**	7492.750	44.95	1.26	54.0	-9.05	AV	69.00	200	Vertical	Pass
5	10754.763	51.49	-1.78	74.0	-22.51	Peak	114.00	200	Vertical	Pass
5**	10754.763	42.33	-1.78	54.0	-11.67	AV	114.00	200	Vertical	Pass
6	16178.513	52.25	-0.13	74.0	-21.75	Peak	91.00	100	Vertical	Pass
6**	16178.513	43.59	-0.13	54.0	-10.41	AV	91.00	100	Vertical	Pass

11a, U-NII-2A, 1 GHz to 18 GHz, Low Channel, ANT H

No.	Frequency (MHz)	Results (dBuV/m)	Factor (dB)	Limit (dBuV/m)	Over Limit (dB)	Detector	Table (Degree)	Height (cm)	Antenna	Verdict
1	1578.000	38.99	-16.56	74.0	-35.01	Peak	142.00	300	Horizontal	Pass
1**	1578.000	28.63	-16.56	54.0	-25.37	AV	142.00	300	Horizontal	Pass
2	4233.500	48.30	-4.20	74.0	-25.70	Peak	78.00	200	Horizontal	Pass
2**	4233.500	38.76	-4.20	54.0	-15.24	AV	78.00	200	Horizontal	Pass
3	5261.500	105.22	-2.48	--	--	Peak	40.00	200	Horizontal	N/A
3**	5261.500	97.89	-2.48	--	--	AV	40.00	200	Horizontal	N/A
4	7712.500	54.50	1.87	74.0	-19.50	Peak	254.00	400	Horizontal	Pass
4**	7712.500	44.27	1.87	54.0	-9.73	AV	254.00	400	Horizontal	Pass
5	11192.001	52.09	-1.66	74.0	-21.91	Peak	360.00	150	Horizontal	Pass
5**	11192.001	41.82	-1.66	54.0	-12.18	AV	360.00	150	Horizontal	Pass
6	16175.362	51.62	-0.21	74.0	-22.38	Peak	337.00	300	Horizontal	Pass
6**	16175.362	43.26	-0.21	54.0	-10.74	AV	337.00	300	Horizontal	Pass

11a, U-NII-2A, 1 GHz to 18 GHz, Low Channel, ANT V

No.	Frequency (MHz)	Results (dBuV/m)	Factor (dB)	Limit (dBuV/m)	Over Limit (dB)	Detector	Table (Degree)	Height (cm)	Antenna	Verdict
1	1495.200	38.94	-16.83	74.0	-35.06	Peak	316.00	400	Vertical	Pass
1**	1495.200	30.56	-16.83	54.0	-23.44	AV	316.00	400	Vertical	Pass
2	4234.750	47.51	-4.27	74.0	-26.49	Peak	180.00	200	Vertical	Pass
2**	4234.750	38.59	-4.27	54.0	-15.41	AV	180.00	200	Vertical	Pass
3	5262.000	96.89	-2.44	--	--	Peak	312.00	100	Vertical	N/A
3**	5262.000	89.93	-2.44	--	--	AV	312.00	100	Vertical	N/A
4	7493.750	54.25	1.26	74.0	-19.75	Peak	180.00	100	Vertical	Pass
4**	7493.750	44.30	1.26	54.0	-9.70	AV	180.00	100	Vertical	Pass
5	11182.737	51.50	-1.50	74.0	-22.50	Peak	104.00	150	Vertical	Pass
5**	11182.737	42.12	-1.50	54.0	-11.88	AV	104.00	150	Vertical	Pass
6	16179.562	52.11	-0.10	74.0	-21.89	Peak	73.00	400	Vertical	Pass
6**	16179.562	43.25	-0.10	54.0	-10.75	AV	73.00	400	Vertical	Pass

11a, U-NII-2A, 1 GHz to 18 GHz, Middle Channel, ANT H

No.	Frequency (MHz)	Results (dBuV/m)	Factor (dB)	Limit (dBuV/m)	Over Limit (dB)	Detector	Table (Degree)	Height (cm)	Antenna	Verdict
1	1509.100	38.93	-16.60	74.0	-35.07	Peak	87.00	300	Horizontal	Pass
1**	1509.100	28.48	-16.60	54.0	-25.52	AV	87.00	300	Horizontal	Pass
2	4135.750	48.86	-4.60	74.0	-25.14	Peak	297.00	400	Horizontal	Pass
2**	4135.750	38.27	-4.60	54.0	-15.73	AV	297.00	400	Horizontal	Pass
3	5294.000	105.82	-1.74	--	--	Peak	244.00	150	Horizontal	N/A
3**	5294.000	98.34	-1.74	--	--	AV	244.00	150	Horizontal	N/A
4	7509.500	53.98	1.72	74.0	-20.02	Peak	97.00	200	Horizontal	Pass
4**	7509.500	45.11	1.72	54.0	-8.89	AV	97.00	200	Horizontal	Pass
5	12674.475	51.30	-0.82	74.0	-22.70	Peak	261.00	100	Horizontal	Pass
5**	12674.475	41.95	-0.82	54.0	-12.05	AV	261.00	100	Horizontal	Pass
6	15824.137	50.96	-0.86	74.0	-23.04	Peak	276.00	150	Horizontal	Pass
6**	15824.137	41.53	-0.86	54.0	-12.47	AV	276.00	150	Horizontal	Pass

11a, U-NII-2A, 1 GHz to 18 GHz, Middle Channel, ANT V

No.	Frequency (MHz)	Results (dBuV/m)	Factor (dB)	Limit (dBuV/m)	Over Limit (dB)	Detector	Table (Degree)	Height (cm)	Antenna	Verdict
1	1496.800	39.52	-16.72	74.0	-34.48	Peak	319.00	100	Vertical	Pass
1**	1496.800	29.44	-16.72	54.0	-24.56	AV	319.00	100	Vertical	Pass
2	4088.250	47.37	-4.58	74.0	-26.63	Peak	348.00	400	Vertical	Pass
2**	4088.250	38.17	-4.58	54.0	-15.83	AV	348.00	400	Vertical	Pass
3	5298.500	99.36	-1.99	--	--	Peak	148.00	100	Vertical	N/A
3**	5298.500	91.82	-1.99	--	--	AV	148.00	100	Vertical	N/A
4	7472.000	54.00	1.89	74.0	-20.00	Peak	236.00	400	Vertical	Pass
4**	7472.000	44.99	1.89	54.0	-9.01	AV	236.00	400	Vertical	Pass
5	11370.362	51.88	-1.77	74.0	-22.12	Peak	360.00	150	Vertical	Pass
5**	11370.362	42.36	-1.77	54.0	-11.64	AV	360.00	150	Vertical	Pass
6	15760.088	51.71	0.10	74.0	-22.29	Peak	77.00	150	Vertical	Pass
6**	15760.088	43.08	0.10	54.0	-10.92	AV	77.00	150	Vertical	Pass

11a, U-NII-2A, 1 GHz to 18 GHz, High Channel, ANT H

No.	Frequency (MHz)	Results (dBuV/m)	Factor (dB)	Limit (dBuV/m)	Over Limit (dB)	Detector	Table (Degree)	Height (cm)	Antenna	Verdict
1	1542.600	38.45	-16.51	74.0	-35.55	Peak	201.00	300	Horizontal	Pass
1**	1542.600	29.40	-16.51	54.0	-24.60	AV	201.00	300	Horizontal	Pass
2	4116.750	47.77	-4.85	74.0	-26.23	Peak	0.00	100	Horizontal	Pass
2**	4116.750	38.58	-4.85	54.0	-15.42	AV	0.00	100	Horizontal	Pass
3	5321.000	106.90	-2.12	--	--	Peak	192.00	150	Horizontal	N/A
3**	5321.000	99.17	-2.12	--	--	AV	192.00	150	Horizontal	N/A
4	7570.000	53.76	1.03	74.0	-20.24	Peak	314.00	400	Horizontal	Pass
4**	7570.000	45.10	1.03	54.0	-8.90	AV	314.00	400	Horizontal	Pass
5	11155.662	51.14	-1.04	74.0	-22.86	Peak	165.00	100	Horizontal	Pass
5**	11155.662	42.31	-1.04	54.0	-11.69	AV	165.00	100	Horizontal	Pass
6	16105.800	51.42	0.03	74.0	-22.58	Peak	277.00	300	Horizontal	Pass
6**	16105.800	42.25	0.03	54.0	-11.75	AV	277.00	300	Horizontal	Pass

11a, U-NII-2A, 1 GHz to 18 GHz, High Channel, ANT V

No.	Frequency (MHz)	Results (dBuV/m)	Factor (dB)	Limit (dBuV/m)	Over Limit (dB)	Detector	Table (Degree)	Height (cm)	Antenna	Verdict
1	1606.800	39.07	-16.59	74.0	-34.93	Peak	303.00	400	Vertical	Pass
1**	1606.800	28.84	-16.59	54.0	-25.16	AV	303.00	400	Vertical	Pass
2	4167.250	47.92	-4.68	74.0	-26.08	Peak	208.00	300	Vertical	Pass
2**	4167.250	38.18	-4.68	54.0	-15.82	AV	208.00	300	Vertical	Pass
3	5324.000	101.13	-2.08	--	--	Peak	158.00	150	Vertical	N/A
3**	5324.000	91.85	-2.08	--	--	AV	158.00	150	Vertical	N/A
4	7520.500	53.99	2.14	74.0	-20.01	Peak	139.00	400	Vertical	Pass
4**	7520.500	44.82	2.14	54.0	-9.18	AV	139.00	400	Vertical	Pass
5	11141.412	51.60	-0.96	74.0	-22.40	Peak	189.00	200	Vertical	Pass
5**	11141.412	43.64	-0.96	54.0	-10.36	AV	189.00	200	Vertical	Pass
6	15764.550	51.57	-0.02	74.0	-22.43	Peak	3.00	150	Vertical	Pass
6**	15764.550	41.69	-0.02	54.0	-12.31	AV	3.00	150	Vertical	Pass

11n20, U-NII-2A, 1 GHz to 18 GHz, Low Channel, ANT H

No.	Frequency (MHz)	Results (dBuV/m)	Factor (dB)	Limit (dBuV/m)	Over Limit (dB)	Detector	Table (Degree)	Height (cm)	Antenna	Verdict
1	1503.900	38.30	-16.68	74.0	-35.70	Peak	336.00	300	Horizontal	Pass
1**	1503.900	29.13	-16.68	54.0	-24.87	AV	336.00	300	Horizontal	Pass
2	4257.000	47.35	-4.19	74.0	-26.65	Peak	57.00	400	Horizontal	Pass
2**	4257.000	38.53	-4.19	54.0	-15.47	AV	57.00	400	Horizontal	Pass
3	5261.000	108.56	-2.43	--	--	Peak	149.00	150	Horizontal	N/A
3**	5261.000	101.05	-2.43	--	--	AV	149.00	150	Horizontal	N/A
4	7567.000	54.25	1.43	74.0	-19.75	Peak	38.00	100	Horizontal	Pass
4**	7567.000	44.81	1.43	54.0	-9.19	AV	38.00	100	Horizontal	Pass
5	11087.500	51.80	-1.24	74.0	-22.20	Peak	101.00	200	Horizontal	Pass
5**	11087.500	41.95	-1.24	54.0	-12.05	AV	101.00	200	Horizontal	Pass
6	16192.950	51.90	0.23	74.0	-22.10	Peak	283.00	200	Horizontal	Pass
6**	16192.950	43.05	0.23	54.0	-10.95	AV	283.00	200	Horizontal	Pass

11n20, U-NII-2A, 1 GHz to 18 GHz, Low Channel, ANT V

No.	Frequency (MHz)	Results (dBuV/m)	Factor (dB)	Limit (dBuV/m)	Over Limit (dB)	Detector	Table (Degree)	Height (cm)	Antenna	Verdict
1	1496.300	42.10	-16.76	74.0	-31.90	Peak	307.00	300	Vertical	Pass
1**	1496.300	29.22	-16.76	54.0	-24.78	AV	307.00	300	Vertical	Pass
2	4316.750	47.59	-4.01	74.0	-26.41	Peak	314.00	300	Vertical	Pass
2**	4316.750	37.29	-4.01	54.0	-16.71	AV	314.00	300	Vertical	Pass
3	5253.000	101.82	-2.21	--	--	Peak	191.00	200	Vertical	N/A
3**	5253.000	93.23	-2.21	--	--	AV	191.00	200	Vertical	N/A
4	7533.750	53.65	2.27	74.0	-20.35	Peak	303.00	300	Vertical	Pass
4**	7533.750	44.18	2.27	54.0	-9.82	AV	303.00	300	Vertical	Pass
5	11786.463	51.84	-1.77	74.0	-22.16	Peak	244.00	150	Vertical	Pass
5**	11786.463	42.18	-1.77	54.0	-11.82	AV	244.00	150	Vertical	Pass
6	16197.412	51.89	0.34	74.0	-22.11	Peak	105.00	300	Vertical	Pass
6**	16197.412	42.74	0.34	54.0	-11.26	AV	105.00	300	Vertical	Pass

11n20, U-NII-2A, 1 GHz to 18 GHz, Middle Channel, ANT H

No.	Frequency (MHz)	Results (dBuV/m)	Factor (dB)	Limit (dBuV/m)	Over Limit (dB)	Detector	Table (Degree)	Height (cm)	Antenna	Verdict
1	1568.700	38.19	-16.75	74.0	-35.81	Peak	332.00	300	Horizontal	Pass
1**	1568.700	29.35	-16.75	54.0	-24.65	AV	332.00	300	Horizontal	Pass
2	4216.250	47.38	-4.59	74.0	-26.62	Peak	61.00	200	Horizontal	Pass
2**	4216.250	38.78	-4.59	54.0	-15.22	AV	61.00	200	Horizontal	Pass
3	5304.500	108.66	-2.20	--	--	Peak	156.00	100	Horizontal	N/A
3**	5304.500	100.87	-2.20	--	--	AV	156.00	100	Horizontal	N/A
4	7530.250	53.33	2.00	74.0	-20.67	Peak	164.00	100	Horizontal	Pass
4**	7530.250	43.79	2.00	54.0	-10.21	AV	164.00	100	Horizontal	Pass
5	10739.800	51.52	-1.81	74.0	-22.48	Peak	357.00	100	Horizontal	Pass
5**	10739.800	41.59	-1.81	54.0	-12.41	AV	357.00	100	Horizontal	Pass
6	16177.724	51.68	-0.15	74.0	-22.32	Peak	192.00	100	Horizontal	Pass
6**	16177.724	43.28	-0.15	54.0	-10.72	AV	192.00	100	Horizontal	Pass

11n20, U-NII-2A, 1 GHz to 18 GHz, Middle Channel, ANT V

No.	Frequency (MHz)	Results (dBuV/m)	Factor (dB)	Limit (dBuV/m)	Over Limit (dB)	Detector	Table (Degree)	Height (cm)	Antenna	Verdict
1	1492.800	40.80	-16.84	74.0	-33.20	Peak	306.00	400	Vertical	Pass
1**	1492.800	29.36	-16.84	54.0	-24.64	AV	306.00	400	Vertical	Pass
2	4210.000	47.37	-4.62	74.0	-26.63	Peak	57.00	100	Vertical	Pass
2**	4210.000	38.24	-4.62	54.0	-15.76	AV	57.00	100	Vertical	Pass
3	5301.500	102.38	-2.15	--	--	Peak	196.00	150	Vertical	N/A
3**	5301.500	95.06	-2.15	--	--	AV	196.00	150	Vertical	N/A
4	7486.000	53.44	1.45	74.0	-20.56	Peak	307.00	200	Vertical	Pass
4**	7486.000	45.18	1.45	54.0	-8.82	AV	307.00	200	Vertical	Pass
5	11129.062	51.22	-0.97	74.0	-22.78	Peak	272.00	100	Vertical	Pass
5**	11129.062	41.92	-0.97	54.0	-12.08	AV	272.00	100	Vertical	Pass
6	16184.287	52.11	0.01	74.0	-21.89	Peak	76.00	300	Vertical	Pass
6**	16184.287	42.90	0.01	54.0	-11.10	AV	76.00	300	Vertical	Pass

11n20, U-NII-2A, 1 GHz to 18 GHz, High Channel, ANT H

No.	Frequency (MHz)	Results (dBuV/m)	Factor (dB)	Limit (dBuV/m)	Over Limit (dB)	Detector	Table (Degree)	Height (cm)	Antenna	Verdict
1	1545.900	38.52	-16.49	74.0	-35.48	Peak	356.00	100	Horizontal	Pass
1**	1545.900	29.23	-16.49	54.0	-24.77	AV	356.00	100	Horizontal	Pass
2	4270.250	47.82	-3.88	74.0	-26.18	Peak	330.00	400	Horizontal	Pass
2**	4270.250	39.27	-3.88	54.0	-14.73	AV	330.00	400	Horizontal	Pass
3	5322.000	109.45	-2.09	--	--	Peak	154.00	200	Horizontal	N/A
3**	5322.000	101.71	-2.09	--	--	AV	154.00	200	Horizontal	N/A
4	7747.000	53.73	1.44	74.0	-20.27	Peak	42.00	400	Horizontal	Pass
4**	7747.000	44.39	1.44	54.0	-9.61	AV	42.00	400	Horizontal	Pass
5	11124.787	51.23	-0.98	74.0	-22.77	Peak	156.00	200	Horizontal	Pass
5**	11124.787	43.62	-0.98	54.0	-10.38	AV	156.00	200	Horizontal	Pass
6	16183.763	52.54	-0.00	74.0	-21.46	Peak	360.00	200	Horizontal	Pass
6**	16183.763	43.29	-0.00	54.0	-10.71	AV	360.00	200	Horizontal	Pass

11n20, U-NII-2A, 1 GHz to 18 GHz, High Channel, ANT V

No.	Frequency (MHz)	Results (dBuV/m)	Factor (dB)	Limit (dBuV/m)	Over Limit (dB)	Detector	Table (Degree)	Height (cm)	Antenna	Verdict
1	1495.400	41.89	-16.82	74.0	-32.11	Peak	302.00	200	Vertical	Pass
1**	1495.400	33.71	-16.82	54.0	-20.29	AV	302.00	200	Vertical	Pass
2	3956.500	47.78	-5.52	74.0	-26.22	Peak	125.00	200	Vertical	Pass
2**	3956.500	37.76	-5.52	54.0	-16.24	AV	125.00	200	Vertical	Pass
3	5319.250	101.50	-2.28	--	--	Peak	209.00	100	Vertical	N/A
3**	5319.250	93.77	-2.28	--	--	AV	209.00	100	Vertical	N/A
4	7734.000	53.92	1.24	74.0	-20.08	Peak	116.00	300	Vertical	Pass
4**	7734.000	43.45	1.24	54.0	-10.55	AV	116.00	300	Vertical	Pass
5	12665.687	51.59	-0.83	74.0	-22.41	Peak	168.00	150	Vertical	Pass
5**	12665.687	41.20	-0.83	54.0	-12.80	AV	168.00	150	Vertical	Pass
6	15963.787	52.60	-0.67	74.0	-21.40	Peak	118.00	200	Vertical	Pass
6**	15963.787	43.49	-0.67	54.0	-10.51	AV	118.00	200	Vertical	Pass

11n40, U-NII-2A, 1 GHz to 18 GHz, Low Channel, ANT H

No.	Frequency (MHz)	Results (dBuV/m)	Factor (dB)	Limit (dBuV/m)	Over Limit (dB)	Detector	Table (Degree)	Height (cm)	Antenna	Verdict
1	1534.300	42.79	-16.45	74.0	-31.21	Peak	242.00	400	Horizontal	Pass
1**	1534.300	30.33	-16.45	54.0	-23.67	AV	242.00	400	Horizontal	Pass
2	4093.750	47.79	-4.57	74.0	-26.21	Peak	0.00	100	Horizontal	Pass
2**	4093.750	38.64	-4.57	54.0	-15.36	AV	0.00	100	Horizontal	Pass
3	5268.000	103.46	-2.25	--	--	Peak	244.00	100	Horizontal	N/A
3**	5268.000	96.36	-2.25	--	--	AV	244.00	100	Horizontal	N/A
4	7741.000	54.22	1.50	74.0	-19.78	Peak	0.00	400	Horizontal	Pass
4**	7741.000	44.53	1.50	54.0	-9.47	AV	0.00	400	Horizontal	Pass
5	11115.050	51.57	-0.99	74.0	-22.43	Peak	360.00	150	Horizontal	Pass
5**	11115.050	43.08	-0.99	54.0	-10.92	AV	360.00	150	Horizontal	Pass
6	16178.775	52.26	-0.12	74.0	-21.74	Peak	274.00	400	Horizontal	Pass
6**	16178.775	42.73	-0.12	54.0	-11.27	AV	274.00	400	Horizontal	Pass

11n40, U-NII-2A, 1 GHz to 18 GHz, Low Channel, ANT V

No.	Frequency (MHz)	Results (dBuV/m)	Factor (dB)	Limit (dBuV/m)	Over Limit (dB)	Detector	Table (Degree)	Height (cm)	Antenna	Verdict
1	1546.100	39.07	-16.50	74.0	-34.93	Peak	308.00	0	Vertical	Pass
1**	1546.100	29.74	-16.50	54.0	-24.26	AV	308.00	0	Vertical	Pass
2	4102.500	47.72	-4.82	74.0	-26.28	Peak	95.00	100	Vertical	Pass
2**	4102.500	37.97	-4.82	54.0	-16.03	AV	95.00	100	Vertical	Pass
3	5268.250	97.33	-2.22	--	--	Peak	146.00	200	Vertical	N/A
3**	5268.250	89.54	-2.22	--	--	AV	146.00	200	Vertical	N/A
4	7509.500	54.24	1.72	74.0	-19.76	Peak	234.00	100	Vertical	Pass
4**	7509.500	45.29	1.72	54.0	-8.71	AV	234.00	100	Vertical	Pass
5	11143.550	52.43	-0.96	74.0	-21.57	Peak	313.00	150	Vertical	Pass
5**	11143.550	42.68	-0.96	54.0	-11.32	AV	313.00	150	Vertical	Pass
6	15769.538	51.15	-0.16	74.0	-22.85	Peak	290.00	150	Vertical	Pass
6**	15769.538	41.87	-0.16	54.0	-12.13	AV	290.00	150	Vertical	Pass

11n40, U-NII-2A, 1 GHz to 18 GHz, High Channel, ANT H

No.	Frequency (MHz)	Results (dBuV/m)	Factor (dB)	Limit (dBuV/m)	Over Limit (dB)	Detector	Table (Degree)	Height (cm)	Antenna	Verdict
1	1544.600	40.25	-16.43	74.0	-33.75	Peak	299.00	200	Horizontal	Pass
1**	1544.600	29.43	-16.43	54.0	-24.57	AV	299.00	200	Horizontal	Pass
2	4214.250	47.61	-4.74	74.0	-26.39	Peak	235.00	300	Horizontal	Pass
2**	4214.250	37.85	-4.74	54.0	-16.15	AV	235.00	300	Horizontal	Pass
3	5319.750	104.29	-2.24	--	--	Peak	183.00	100	Horizontal	N/A
3**	5319.750	96.64	-2.24	--	--	AV	183.00	100	Horizontal	N/A
4	7510.500	54.03	1.74	74.0	-19.97	Peak	305.00	100	Horizontal	Pass
4**	7510.500	45.26	1.74	54.0	-8.74	AV	305.00	100	Horizontal	Pass
5	11119.799	51.83	-0.98	74.0	-22.17	Peak	350.00	100	Horizontal	Pass
5**	11119.799	43.20	-0.98	54.0	-10.80	AV	350.00	100	Horizontal	Pass
6	15778.201	52.55	-0.40	74.0	-21.45	Peak	5.00	100	Horizontal	Pass
6**	15778.201	42.44	-0.40	54.0	-11.56	AV	5.00	100	Horizontal	Pass

11n40, U-NII-2A, 1 GHz to 18 GHz, High Channel, ANT V

No.	Frequency (MHz)	Results (dBuV/m)	Factor (dB)	Limit (dBuV/m)	Over Limit (dB)	Detector	Table (Degree)	Height (cm)	Antenna	Verdict
1	1553.800	41.44	-16.90	74.0	-32.56	Peak	266.00	400	Vertical	Pass
1**	1553.800	29.00	-16.90	54.0	-25.00	AV	266.00	400	Vertical	Pass
2	3798.000	47.54	-4.99	74.0	-26.46	Peak	269.00	300	Vertical	Pass
2**	3798.000	38.13	-4.99	54.0	-15.87	AV	269.00	300	Vertical	Pass
3	5304.250	98.02	-2.22	--	--	Peak	166.00	150	Vertical	N/A
3**	5304.250	89.36	-2.22	--	--	AV	166.00	150	Vertical	N/A
4	7510.750	53.51	1.72	74.0	-20.49	Peak	62.00	150	Vertical	Pass
4**	7510.750	45.38	1.72	54.0	-8.62	AV	62.00	150	Vertical	Pass
5	11109.349	51.67	-1.00	74.0	-22.33	Peak	19.00	100	Vertical	Pass
5**	11109.349	41.59	-1.00	54.0	-12.41	AV	19.00	100	Vertical	Pass
6	16192.950	51.92	0.23	74.0	-22.08	Peak	329.00	200	Vertical	Pass
6**	16192.950	43.11	0.23	54.0	-10.89	AV	329.00	200	Vertical	Pass

11ac20, U-NII-2A, 1 GHz to 18 GHz, Low Channel, ANT H

No.	Frequency (MHz)	Results (dBuV/m)	Factor (dB)	Limit (dBuV/m)	Over Limit (dB)	Detector	Table (Degree)	Height (cm)	Antenna	Verdict
1	1541.600	38.49	-16.48	74.0	-35.51	Peak	76.00	100	Horizontal	Pass
1**	1541.600	29.48	-16.48	54.0	-24.52	AV	76.00	100	Horizontal	Pass
2	4187.500	47.73	-4.36	74.0	-26.27	Peak	17.00	100	Horizontal	Pass
2**	4187.500	37.51	-4.36	54.0	-16.49	AV	17.00	100	Horizontal	Pass
3	5258.750	107.33	-2.38	--	--	Peak	251.00	150	Horizontal	N/A
3**	5258.750	100.77	-2.38	--	--	AV	251.00	150	Horizontal	N/A
4	7296.000	53.88	0.44	74.0	-20.12	Peak	120.00	200	Horizontal	Pass
4**	7296.000	43.70	0.44	54.0	-10.30	AV	120.00	200	Horizontal	Pass
5	11139.987	51.87	-0.96	74.0	-22.13	Peak	188.00	150	Horizontal	Pass
5**	11139.987	43.56	-0.96	54.0	-10.44	AV	188.00	150	Horizontal	Pass
6	16194.787	51.53	0.27	74.0	-22.47	Peak	67.00	400	Horizontal	Pass
6**	16194.787	43.06	0.27	54.0	-10.94	AV	67.00	400	Horizontal	Pass

11ac20, U-NII-2A, 1 GHz to 18 GHz, Low Channel, ANT V

No.	Frequency (MHz)	Results (dBuV/m)	Factor (dB)	Limit (dBuV/m)	Over Limit (dB)	Detector	Table (Degree)	Height (cm)	Antenna	Verdict
1	1481.800	42.67	-16.44	74.0	-31.33	Peak	310.00	0	Vertical	Pass
1**	1481.800	29.03	-16.44	54.0	-24.97	AV	310.00	0	Vertical	Pass
2	4218.750	48.39	-4.60	74.0	-25.61	Peak	205.00	300	Vertical	Pass
2**	4218.750	37.93	-4.60	54.0	-16.07	AV	205.00	300	Vertical	Pass
3	5261.000	100.33	-2.43	--	--	Peak	152.00	100	Vertical	N/A
3**	5261.000	92.65	-2.43	--	--	AV	152.00	100	Vertical	N/A
4	7498.250	53.79	1.07	74.0	-20.21	Peak	108.00	100	Vertical	Pass
4**	7498.250	44.80	1.07	54.0	-9.20	AV	108.00	100	Vertical	Pass
5	11385.326	51.68	-1.71	74.0	-22.32	Peak	116.00	200	Vertical	Pass
5**	11385.326	41.83	-1.71	54.0	-12.17	AV	116.00	200	Vertical	Pass
6	16088.212	52.38	-0.18	74.0	-21.62	Peak	292.00	300	Vertical	Pass
6**	16088.212	42.35	-0.18	54.0	-11.65	AV	292.00	300	Vertical	Pass

11ac20, U-NII-2A, 1 GHz to 18 GHz, Middle Channel, ANT H

No.	Frequency (MHz)	Results (dBuV/m)	Factor (dB)	Limit (dBuV/m)	Over Limit (dB)	Detector	Table (Degree)	Height (cm)	Antenna	Verdict
1	1552.700	41.71	-16.80	74.0	-32.29	Peak	240.00	400	Horizontal	Pass
1**	1552.700	28.57	-16.80	54.0	-25.43	AV	240.00	400	Horizontal	Pass
2	4118.500	47.86	-4.72	74.0	-26.14	Peak	0.00	300	Horizontal	Pass
2**	4118.500	38.73	-4.72	54.0	-15.27	AV	0.00	300	Horizontal	Pass
3	5301.750	107.47	-2.16	--	--	Peak	253.00	150	Horizontal	N/A
3**	5301.750	99.33	-2.16	--	--	AV	253.00	150	Horizontal	N/A
4	7508.250	54.51	1.46	74.0	-19.49	Peak	297.00	300	Horizontal	Pass
4**	7508.250	44.45	1.46	54.0	-9.55	AV	297.00	300	Horizontal	Pass
5	12681.125	51.58	-0.81	74.0	-22.42	Peak	8.00	150	Horizontal	Pass
5**	12681.125	40.85	-0.81	54.0	-13.15	AV	8.00	150	Horizontal	Pass
6	16108.951	51.72	-0.03	74.0	-22.28	Peak	347.00	200	Horizontal	Pass
6**	16108.951	42.53	-0.03	54.0	-11.47	AV	347.00	200	Horizontal	Pass

11ac20, U-NII-2A, 1 GHz to 18 GHz, Middle Channel, ANT V

No.	Frequency (MHz)	Results (dBuV/m)	Factor (dB)	Limit (dBuV/m)	Over Limit (dB)	Detector	Table (Degree)	Height (cm)	Antenna	Verdict
1	1447.600	39.17	-16.54	74.0	-34.83	Peak	213.00	100	Vertical	Pass
1**	1447.600	28.82	-16.54	54.0	-25.18	AV	213.00	100	Vertical	Pass
2	4263.750	48.15	-3.88	74.0	-25.85	Peak	331.00	100	Vertical	Pass
2**	4263.750	38.45	-3.88	54.0	-15.55	AV	331.00	100	Vertical	Pass
3	5299.250	100.59	-2.04	--	--	Peak	147.00	150	Vertical	N/A
3**	5299.250	93.29	-2.04	--	--	AV	147.00	150	Vertical	N/A
4	7519.750	53.83	2.08	74.0	-20.17	Peak	278.00	200	Vertical	Pass
4**	7519.750	44.68	2.08	54.0	-9.32	AV	278.00	200	Vertical	Pass
5	11405.750	51.38	-1.72	74.0	-22.62	Peak	298.00	100	Vertical	Pass
5**	11405.750	41.66	-1.72	54.0	-12.34	AV	298.00	100	Vertical	Pass
6	15757.463	51.34	0.17	74.0	-22.66	Peak	197.00	150	Vertical	Pass
6**	15757.463	42.28	0.17	54.0	-11.72	AV	197.00	150	Vertical	Pass

11ac20, U-NII-2A, 1 GHz to 18 GHz, High Channel, ANT H

No.	Frequency (MHz)	Results (dBuV/m)	Factor (dB)	Limit (dBuV/m)	Over Limit (dB)	Detector	Table (Degree)	Height (cm)	Antenna	Verdict
1	1441.900	38.79	-16.45	74.0	-35.21	Peak	45.00	400	Horizontal	Pass
1**	1441.900	29.53	-16.45	54.0	-24.47	AV	45.00	400	Horizontal	Pass
2	4151.250	47.66	-4.91	74.0	-26.34	Peak	295.00	400	Horizontal	Pass
2**	4151.250	38.03	-4.91	54.0	-15.97	AV	295.00	400	Horizontal	Pass
3	5319.000	108.46	-2.31	--	--	Peak	235.00	150	Horizontal	N/A
3**	5319.000	101.36	-2.31	--	--	AV	235.00	150	Horizontal	N/A
4	7513.500	54.44	1.84	74.0	-19.56	Peak	59.00	300	Horizontal	Pass
4**	7513.500	44.91	1.84	54.0	-9.09	AV	59.00	300	Horizontal	Pass
5	10705.362	51.49	-2.35	74.0	-22.51	Peak	141.00	200	Horizontal	Pass
5**	10705.362	41.74	-2.35	54.0	-12.26	AV	141.00	200	Horizontal	Pass
6	15457.424	52.29	-0.12	74.0	-21.71	Peak	331.00	300	Horizontal	Pass
6**	15457.424	42.87	-0.12	54.0	-11.13	AV	331.00	300	Horizontal	Pass

11ac20, U-NII-2A, 1 GHz to 18 GHz, High Channel, ANT V

No.	Frequency (MHz)	Results (dBuV/m)	Factor (dB)	Limit (dBuV/m)	Over Limit (dB)	Detector	Table (Degree)	Height (cm)	Antenna	Verdict
1	1572.300	39.43	-16.57	74.0	-34.57	Peak	232.00	200	Vertical	Pass
1**	1572.300	29.42	-16.57	54.0	-24.58	AV	232.00	200	Vertical	Pass
2	4234.500	48.23	-4.25	74.0	-25.77	Peak	156.00	100	Vertical	Pass
2**	4234.500	39.09	-4.25	54.0	-14.91	AV	156.00	100	Vertical	Pass
3	5317.000	101.49	-2.07	--	--	Peak	156.00	100	Vertical	N/A
3**	5317.000	93.53	-2.07	--	--	AV	156.00	100	Vertical	N/A
4	7534.500	54.40	2.28	74.0	-19.60	Peak	67.00	400	Vertical	Pass
4**	7534.500	44.34	2.28	54.0	-9.66	AV	67.00	400	Vertical	Pass
5	11142.600	51.56	-0.96	74.0	-22.44	Peak	260.00	100	Vertical	Pass
5**	11142.600	42.81	-0.96	54.0	-11.19	AV	260.00	100	Vertical	Pass
6	16173.000	51.89	-0.27	74.0	-22.11	Peak	160.00	200	Vertical	Pass
6**	16173.000	42.27	-0.27	54.0	-11.73	AV	160.00	200	Vertical	Pass

11ac40, U-NII-2A, 1 GHz to 18 GHz, Low Channel, ANT H

No.	Frequency (MHz)	Results (dBuV/m)	Factor (dB)	Limit (dBuV/m)	Over Limit (dB)	Detector	Table (Degree)	Height (cm)	Antenna	Verdict
1	1505.500	40.17	-16.71	74.0	-33.83	Peak	315.00	100	Horizontal	Pass
1**	1505.500	28.61	-16.71	54.0	-25.39	AV	315.00	100	Horizontal	Pass
2	4115.750	47.31	-4.92	74.0	-26.69	Peak	28.00	400	Horizontal	Pass
2**	4115.750	38.41	-4.92	54.0	-15.59	AV	28.00	400	Horizontal	Pass
3	5273.250	104.42	-2.01	--	--	Peak	186.00	150	Horizontal	N/A
3**	5273.250	96.99	-2.01	--	--	AV	186.00	150	Horizontal	N/A
4	7293.000	53.57	0.46	74.0	-20.43	Peak	37.00	400	Horizontal	Pass
4**	7293.000	43.46	0.46	54.0	-10.54	AV	37.00	400	Horizontal	Pass
5	11150.437	51.92	-0.96	74.0	-22.08	Peak	191.00	200	Horizontal	Pass
5**	11150.437	42.10	-0.96	54.0	-11.90	AV	191.00	200	Horizontal	Pass
6	16189.799	51.70	0.15	74.0	-22.30	Peak	311.00	150	Horizontal	Pass
6**	16189.799	42.66	0.15	54.0	-11.34	AV	311.00	150	Horizontal	Pass

11ac40, U-NII-2A, 1 GHz to 18 GHz, Low Channel, ANT V

No.	Frequency (MHz)	Results (dBuV/m)	Factor (dB)	Limit (dBuV/m)	Over Limit (dB)	Detector	Table (Degree)	Height (cm)	Antenna	Verdict
1	1446.100	38.47	-16.54	74.0	-35.53	Peak	344.00	400	Vertical	Pass
1**	1446.100	28.58	-16.54	54.0	-25.42	AV	344.00	400	Vertical	Pass
2	4273.250	47.69	-4.05	74.0	-26.31	Peak	217.00	100	Vertical	Pass
2**	4273.250	37.89	-4.05	54.0	-16.11	AV	217.00	100	Vertical	Pass
3	5258.500	97.15	-2.42	--	--	Peak	84.00	150	Vertical	N/A
3**	5258.500	88.74	-2.42	--	--	AV	84.00	150	Vertical	N/A
4	7510.250	53.85	1.75	74.0	-20.15	Peak	243.00	100	Vertical	Pass
4**	7510.250	44.60	1.75	54.0	-9.40	AV	243.00	100	Vertical	Pass
5	11150.675	51.41	-0.96	74.0	-22.59	Peak	19.00	150	Vertical	Pass
5**	11150.675	42.60	-0.96	54.0	-11.40	AV	19.00	150	Vertical	Pass
6	16173.000	51.35	-0.27	74.0	-22.65	Peak	293.00	300	Vertical	Pass
6**	16173.000	43.17	-0.27	54.0	-10.83	AV	293.00	300	Vertical	Pass

11ac40, U-NII-2A, 1 GHz to 18 GHz, High Channel, ANT H

No.	Frequency (MHz)	Results (dBuV/m)	Factor (dB)	Limit (dBuV/m)	Over Limit (dB)	Detector	Table (Degree)	Height (cm)	Antenna	Verdict
1	1565.200	39.18	-16.80	74.0	-34.82	Peak	237.00	300	Horizontal	Pass
1**	1565.200	28.74	-16.80	54.0	-25.26	AV	237.00	300	Horizontal	Pass
2	4262.500	47.68	-3.91	74.0	-26.32	Peak	128.00	400	Horizontal	Pass
2**	4262.500	38.69	-3.91	54.0	-15.31	AV	128.00	400	Horizontal	Pass
3	5317.250	105.26	-2.10	--	--	Peak	181.00	200	Horizontal	N/A
3**	5317.250	97.36	-2.10	--	--	AV	181.00	200	Horizontal	N/A
4	7562.000	53.58	1.21	74.0	-20.42	Peak	181.00	200	Horizontal	Pass
4**	7562.000	44.05	1.21	54.0	-9.95	AV	181.00	200	Horizontal	Pass
5	11073.013	51.53	-1.51	74.0	-22.47	Peak	45.00	100	Horizontal	Pass
5**	11073.013	41.74	-1.51	54.0	-12.26	AV	45.00	100	Horizontal	Pass
6	16168.800	53.01	-0.37	74.0	-20.99	Peak	215.00	200	Horizontal	Pass
6**	16168.800	42.57	-0.37	54.0	-11.43	AV	215.00	200	Horizontal	Pass

11ac40, U-NII-2A, 1 GHz to 18 GHz, High Channel, ANT V

No.	Frequency (MHz)	Results (dBuV/m)	Factor (dB)	Limit (dBuV/m)	Over Limit (dB)	Detector	Table (Degree)	Height (cm)	Antenna	Verdict
1	1602.300	40.84	-16.69	74.0	-33.16	Peak	244.00	200	Vertical	Pass
1**	1602.300	28.37	-16.69	54.0	-25.63	AV	244.00	200	Vertical	Pass
2	4218.250	47.43	-4.61	74.0	-26.57	Peak	128.00	300	Vertical	Pass
2**	4218.250	38.06	-4.61	54.0	-15.94	AV	128.00	300	Vertical	Pass
3	5315.500	97.92	-2.21	--	--	Peak	164.00	200	Vertical	N/A
3**	5315.500	90.52	-2.21	--	--	AV	164.00	200	Vertical	N/A
4	7533.750	54.23	2.27	74.0	-19.77	Peak	172.00	100	Vertical	Pass
4**	7533.750	45.04	2.27	54.0	-8.96	AV	172.00	100	Vertical	Pass
5	11120.513	52.05	-0.98	74.0	-21.95	Peak	349.00	150	Vertical	Pass
5**	11120.513	41.96	-0.98	54.0	-12.04	AV	349.00	150	Vertical	Pass
6	16187.963	51.49	0.10	74.0	-22.51	Peak	254.00	200	Vertical	Pass
6**	16187.963	43.00	0.10	54.0	-11.00	AV	254.00	200	Vertical	Pass

11ac80, U-NII-2A, 1 GHz to 18 GHz, Middle Channel, ANT H

No.	Frequency (MHz)	Results (dBuV/m)	Factor (dB)	Limit (dBuV/m)	Over Limit (dB)	Detector	Table (Degree)	Height (cm)	Antenna	Verdict
1	1491.200	39.54	-16.77	74.0	-34.46	Peak	239.00	100	Horizontal	Pass
1**	1491.200	30.01	-16.77	54.0	-23.99	AV	239.00	100	Horizontal	Pass
2	4131.500	47.24	-4.75	74.0	-26.76	Peak	213.00	100	Horizontal	Pass
2**	4131.500	38.52	-4.75	54.0	-15.48	AV	213.00	100	Horizontal	Pass
3	5292.500	100.36	-1.73	--	--	Peak	179.00	150	Horizontal	N/A
3**	5292.500	92.51	-1.73	--	--	AV	179.00	150	Horizontal	N/A
4	7514.000	54.12	1.89	74.0	-19.88	Peak	31.00	200	Horizontal	Pass
4**	7514.000	45.55	1.89	54.0	-8.45	AV	31.00	200	Horizontal	Pass
5	11102.937	51.17	-1.01	74.0	-22.83	Peak	248.00	150	Horizontal	Pass
5**	11102.937	41.82	-1.01	54.0	-12.18	AV	248.00	150	Horizontal	Pass
6	15823.612	51.17	-0.86	74.0	-22.83	Peak	101.00	150	Horizontal	Pass
6**	15823.612	41.37	-0.86	54.0	-12.63	AV	101.00	150	Horizontal	Pass

11ac80, U-NII-2A, 1 GHz to 18 GHz, Middle Channel, ANT V

No.	Frequency (MHz)	Results (dBuV/m)	Factor (dB)	Limit (dBuV/m)	Over Limit (dB)	Detector	Table (Degree)	Height (cm)	Antenna	Verdict
1	1503.000	41.06	-16.77	74.0	-32.94	Peak	324.00	100	Vertical	Pass
1**	1503.000	29.09	-16.77	54.0	-24.91	AV	324.00	100	Vertical	Pass
2	4135.500	47.45	-4.59	74.0	-26.55	Peak	329.00	200	Vertical	Pass
2**	4135.500	38.20	-4.59	54.0	-15.80	AV	329.00	200	Vertical	Pass
3	5296.000	92.99	-1.92	--	--	Peak	145.00	150	Vertical	N/A
3**	5296.000	84.32	-1.92	--	--	AV	145.00	150	Vertical	N/A
4	7509.750	53.60	1.77	74.0	-20.40	Peak	234.00	400	Vertical	Pass
4**	7509.750	44.61	1.77	54.0	-9.39	AV	234.00	400	Vertical	Pass
5	11156.612	51.16	-1.06	74.0	-22.84	Peak	33.00	150	Vertical	Pass
5**	11156.612	41.99	-1.06	54.0	-12.01	AV	33.00	150	Vertical	Pass
6	15699.974	51.10	-0.32	74.0	-22.90	Peak	25.00	150	Vertical	Pass
6**	15699.974	40.73	-0.32	54.0	-13.27	AV	25.00	150	Vertical	Pass

11a, U-NII-2C, 1 GHz to 18 GHz, Low Channel, ANT H

No.	Frequency (MHz)	Results (dBuV/m)	Factor (dB)	Limit (dBuV/m)	Over Limit (dB)	Detector	Table (Degree)	Height (cm)	Antenna	Verdict
1	1524.800	41.65	-16.74	74.0	-32.35	Peak	173.00	200	Horizontal	Pass
1**	1524.800	29.18	-16.74	54.0	-24.82	AV	173.00	200	Horizontal	Pass
2	3666.750	48.30	-5.96	74.0	-25.70	Peak	171.00	400	Horizontal	Pass
2**	3666.750	45.13	-5.96	54.0	-8.87	AV	171.00	400	Horizontal	Pass
3	5498.750	107.66	-1.77	--	--	Peak	232.00	150	Horizontal	N/A
3**	5498.750	99.54	-1.77	--	--	AV	232.00	150	Horizontal	N/A
4	7515.250	53.67	1.99	74.0	-20.33	Peak	0.00	200	Horizontal	Pass
4**	7515.250	44.95	1.99	54.0	-9.05	AV	0.00	200	Horizontal	Pass
5	11797.862	51.56	-1.65	74.0	-22.44	Peak	8.00	200	Horizontal	Pass
5**	11797.862	42.70	-1.65	54.0	-11.30	AV	8.00	200	Horizontal	Pass
6	16081.388	52.24	-0.37	74.0	-21.76	Peak	236.00	150	Horizontal	Pass
6**	16081.388	42.04	-0.37	54.0	-11.96	AV	236.00	150	Horizontal	Pass

11a, U-NII-2C, 1 GHz to 18 GHz, Low Channel, ANT V

No.	Frequency (MHz)	Results (dBuV/m)	Factor (dB)	Limit (dBuV/m)	Over Limit (dB)	Detector	Table (Degree)	Height (cm)	Antenna	Verdict
1	1608.900	39.72	-16.74	74.0	-34.28	Peak	298.00	200	Vertical	Pass
1**	1608.900	29.11	-16.74	54.0	-24.89	AV	298.00	200	Vertical	Pass
2	4103.000	47.92	-4.76	74.0	-26.08	Peak	69.00	200	Vertical	Pass
2**	4103.000	38.18	-4.76	54.0	-15.82	AV	69.00	200	Vertical	Pass
3	5504.500	100.61	-2.02	--	--	Peak	158.00	200	Vertical	N/A
3**	5504.500	93.15	-2.02	--	--	AV	158.00	200	Vertical	N/A
4	7569.000	53.60	1.22	74.0	-20.40	Peak	261.00	200	Vertical	Pass
4**	7569.000	44.54	1.22	54.0	-9.46	AV	261.00	200	Vertical	Pass
5	11128.825	51.60	-0.97	74.0	-22.40	Peak	19.00	150	Vertical	Pass
5**	11128.825	43.25	-0.97	54.0	-10.75	AV	19.00	150	Vertical	Pass
6	15770.849	52.13	-0.20	74.0	-21.87	Peak	0.00	150	Vertical	Pass
6**	15770.849	41.59	-0.20	54.0	-12.41	AV	0.00	150	Vertical	Pass

11a, U-NII-2C, 1 GHz to 18 GHz, Middle Channel, ANT H

No.	Frequency (MHz)	Results (dBuV/m)	Factor (dB)	Limit (dBuV/m)	Over Limit (dB)	Detector	Table (Degree)	Height (cm)	Antenna	Verdict
1	1528.500	39.47	-16.73	74.0	-34.53	Peak	179.00	150	Horizontal	Pass
1**	1528.500	28.63	-16.73	54.0	-25.37	AV	179.00	150	Horizontal	Pass
2	3720.000	50.23	-5.48	74.0	-23.77	Peak	145.00	400	Horizontal	Pass
2**	3720.000	46.94	-5.48	54.0	-7.06	AV	145.00	400	Horizontal	Pass
3	5580.750	107.84	-1.10	--	--	Peak	242.00	150	Horizontal	N/A
3**	5580.750	99.94	-1.10	--	--	AV	242.00	150	Horizontal	N/A
4	7472.750	54.40	1.87	74.0	-19.60	Peak	137.00	100	Horizontal	Pass
4**	7472.750	44.89	1.87	54.0	-9.11	AV	137.00	100	Horizontal	Pass
5	11159.224	51.78	-1.10	74.0	-22.22	Peak	193.00	200	Horizontal	Pass
5**	11159.224	42.48	-1.10	54.0	-11.52	AV	193.00	200	Horizontal	Pass
6	16169.062	52.00	-0.36	74.0	-22.00	Peak	272.00	100	Horizontal	Pass
6**	16169.062	42.90	-0.36	54.0	-11.10	AV	272.00	100	Horizontal	Pass

11a, U-NII-2C, 1 GHz to 18 GHz, Middle Channel, ANT V

No.	Frequency (MHz)	Results (dBuV/m)	Factor (dB)	Limit (dBuV/m)	Over Limit (dB)	Detector	Table (Degree)	Height (cm)	Antenna	Verdict
1	1542.900	38.44	-16.52	74.0	-35.56	Peak	0.00	150	Vertical	Pass
1**	1542.900	28.55	-16.52	54.0	-25.45	AV	0.00	150	Vertical	Pass
2	4156.250	47.28	-4.81	74.0	-26.72	Peak	286.00	200	Vertical	Pass
2**	4156.250	37.98	-4.81	54.0	-16.02	AV	286.00	200	Vertical	Pass
3	5581.250	101.30	-1.12	--	--	Peak	162.00	200	Vertical	N/A
3**	5581.250	94.15	-1.12	--	--	AV	162.00	200	Vertical	N/A
4	7494.750	54.37	1.26	74.0	-19.63	Peak	162.00	100	Vertical	Pass
4**	7494.750	44.65	1.26	54.0	-9.35	AV	162.00	100	Vertical	Pass
5	11127.875	51.34	-0.97	74.0	-22.66	Peak	8.00	150	Vertical	Pass
5**	11127.875	42.47	-0.97	54.0	-11.53	AV	8.00	150	Vertical	Pass
6	16165.387	51.42	-0.46	74.0	-22.58	Peak	158.00	300	Vertical	Pass
6**	16165.387	42.17	-0.46	54.0	-11.83	AV	158.00	300	Vertical	Pass

11a, U-NII-2C, 1 GHz to 18 GHz, High Channel, ANT H

No.	Frequency (MHz)	Results (dBuV/m)	Factor (dB)	Limit (dBuV/m)	Over Limit (dB)	Detector	Table (Degree)	Height (cm)	Antenna	Verdict
1	1597.600	41.20	-16.80	74.0	-32.80	Peak	175.00	300	Horizontal	Pass
1**	1597.600	29.08	-16.80	54.0	-24.92	AV	175.00	300	Horizontal	Pass
2	3800.250	52.37	-5.06	74.0	-21.63	Peak	155.00	150	Horizontal	Pass
2**	3800.250	50.66	-5.06	54.0	-3.34	AV	155.00	150	Horizontal	Pass
3	5697.500	106.59	-1.67	--	--	Peak	252.00	150	Horizontal	N/A
3**	5697.500	99.71	-1.67	--	--	AV	252.00	150	Horizontal	N/A
4	7512.750	53.77	1.76	74.0	-20.23	Peak	234.00	200	Horizontal	Pass
4**	7512.750	44.67	1.76	54.0	-9.33	AV	234.00	200	Horizontal	Pass
5	11123.125	51.54	-0.98	74.0	-22.46	Peak	104.00	150	Horizontal	Pass
5**	11123.125	42.55	-0.98	54.0	-11.45	AV	104.00	150	Horizontal	Pass
6	16098.975	52.23	0.11	74.0	-21.77	Peak	254.00	100	Horizontal	Pass
6**	16098.975	42.32	0.11	54.0	-11.68	AV	254.00	100	Horizontal	Pass

11a, U-NII-2C, 1 GHz to 18 GHz, High Channel, ANT V

No.	Frequency (MHz)	Results (dBuV/m)	Factor (dB)	Limit (dBuV/m)	Over Limit (dB)	Detector	Table (Degree)	Height (cm)	Antenna	Verdict
1	1489.500	43.51	-16.71	74.0	-30.49	Peak	313.00	150	Vertical	Pass
1**	1489.500	29.22	-16.71	54.0	-24.78	AV	313.00	150	Vertical	Pass
2	3800.250	48.47	-5.06	74.0	-25.53	Peak	339.00	300	Vertical	Pass
2**	3800.250	41.86	-5.06	54.0	-12.14	AV	339.00	300	Vertical	Pass
3	5699.250	101.70	-1.76	--	--	Peak	154.00	100	Vertical	N/A
3**	5699.250	93.89	-1.76	--	--	AV	154.00	100	Vertical	N/A
4	7533.500	53.97	2.26	74.0	-20.03	Peak	0.00	150	Vertical	Pass
4**	7533.500	45.30	2.26	54.0	-8.70	AV	0.00	150	Vertical	Pass
5	11162.313	51.24	-1.16	74.0	-22.76	Peak	301.00	200	Vertical	Pass
5**	11162.313	42.31	-1.16	54.0	-11.69	AV	301.00	200	Vertical	Pass
6	15779.250	50.95	-0.43	74.0	-23.05	Peak	176.00	150	Vertical	Pass
6**	15779.250	42.01	-0.43	54.0	-11.99	AV	176.00	150	Vertical	Pass

11n20, U-NII-2C, 1 GHz to 18 GHz, Low Channel, ANT H

No.	Frequency (MHz)	Results (dBuV/m)	Factor (dB)	Limit (dBuV/m)	Over Limit (dB)	Detector	Table (Degree)	Height (cm)	Antenna	Verdict
1	1544.300	44.27	-16.44	74.0	-29.73	Peak	317.00	300	Horizontal	Pass
1**	1544.300	29.78	-16.44	54.0	-24.22	AV	317.00	300	Horizontal	Pass
2	3667.250	48.79	-5.99	74.0	-25.21	Peak	142.00	100	Horizontal	Pass
2**	3667.250	43.93	-5.99	54.0	-10.07	AV	142.00	100	Horizontal	Pass
3	5501.250	106.26	-1.78	--	--	Peak	246.00	150	Horizontal	N/A
3**	5501.250	99.23	-1.78	--	--	AV	246.00	150	Horizontal	N/A
4	7509.500	53.38	1.72	74.0	-20.62	Peak	356.00	400	Horizontal	Pass
4**	7509.500	45.02	1.72	54.0	-8.98	AV	356.00	400	Horizontal	Pass
5	11166.825	52.25	-1.23	74.0	-21.75	Peak	321.00	200	Horizontal	Pass
5**	11166.825	42.70	-1.23	54.0	-11.30	AV	321.00	200	Horizontal	Pass
6	16175.887	51.43	-0.20	74.0	-22.57	Peak	173.00	300	Horizontal	Pass
6**	16175.887	42.37	-0.20	54.0	-11.63	AV	173.00	300	Horizontal	Pass

11n20, U-NII-2C, 1 GHz to 18 GHz, Low Channel, ANT V

No.	Frequency (MHz)	Results (dBuV/m)	Factor (dB)	Limit (dBuV/m)	Over Limit (dB)	Detector	Table (Degree)	Height (cm)	Antenna	Verdict
1	1522.900	38.73	-16.80	74.0	-35.27	Peak	307.00	150	Vertical	Pass
1**	1522.900	28.85	-16.80	54.0	-25.15	AV	307.00	150	Vertical	Pass
2	3647.250	47.48	-4.93	74.0	-26.52	Peak	45.00	100	Vertical	Pass
2**	3647.250	37.32	-4.93	54.0	-16.68	AV	45.00	100	Vertical	Pass
3	5499.250	100.78	-1.81	--	--	Peak	157.00	200	Vertical	N/A
3**	5499.250	94.11	-1.81	--	--	AV	157.00	200	Vertical	N/A
4	7481.250	53.50	1.55	74.0	-20.50	Peak	18.00	300	Vertical	Pass
4**	7481.250	45.00	1.55	54.0	-9.00	AV	18.00	300	Vertical	Pass
5	11110.062	51.71	-1.00	74.0	-22.29	Peak	177.00	100	Vertical	Pass
5**	11110.062	41.45	-1.00	54.0	-12.55	AV	177.00	100	Vertical	Pass
6	16192.950	52.58	0.23	74.0	-21.42	Peak	142.00	300	Vertical	Pass
6**	16192.950	42.43	0.23	54.0	-11.57	AV	142.00	300	Vertical	Pass

11n20, U-NII-2C, 1 GHz to 18 GHz, Middle Channel, ANT H

No.	Frequency (MHz)	Results (dBuV/m)	Factor (dB)	Limit (dBuV/m)	Over Limit (dB)	Detector	Table (Degree)	Height (cm)	Antenna	Verdict
1	1461.600	38.81	-16.88	74.0	-35.19	Peak	166.00	400	Horizontal	Pass
1**	1461.600	28.96	-16.88	54.0	-25.04	AV	166.00	400	Horizontal	Pass
2	3720.000	49.77	-5.48	74.0	-24.23	Peak	159.00	200	Horizontal	Pass
2**	3720.000	46.79	-5.48	54.0	-7.21	AV	159.00	200	Horizontal	Pass
3	5581.000	106.74	-1.11	--	--	Peak	235.00	150	Horizontal	N/A
3**	5581.000	99.40	-1.11	--	--	AV	235.00	150	Horizontal	N/A
4	7571.250	53.74	0.77	74.0	-20.26	Peak	360.00	200	Horizontal	Pass
4**	7571.250	43.92	0.77	54.0	-10.08	AV	360.00	200	Horizontal	Pass
5	11169.912	51.56	-1.29	74.0	-22.44	Peak	335.00	100	Horizontal	Pass
5**	11169.912	42.50	-1.29	54.0	-11.50	AV	335.00	100	Horizontal	Pass
6	16181.137	51.65	-0.07	74.0	-22.35	Peak	311.00	100	Horizontal	Pass
6**	16181.137	43.31	-0.07	54.0	-10.69	AV	311.00	100	Horizontal	Pass

11n20, U-NII-2C, 1 GHz to 18 GHz, Middle Channel, ANT V

No.	Frequency (MHz)	Results (dBuV/m)	Factor (dB)	Limit (dBuV/m)	Over Limit (dB)	Detector	Table (Degree)	Height (cm)	Antenna	Verdict
1	1569.000	38.36	-16.72	74.0	-35.64	Peak	305.00	150	Vertical	Pass
1**	1569.000	28.82	-16.72	54.0	-25.18	AV	305.00	150	Vertical	Pass
2	4264.250	47.90	-3.87	74.0	-26.10	Peak	1.00	200	Vertical	Pass
2**	4264.250	38.43	-3.87	54.0	-15.57	AV	1.00	200	Vertical	Pass
3	5576.000	100.51	-1.30	--	--	Peak	149.00	150	Vertical	N/A
3**	5576.000	92.32	-1.30	--	--	AV	149.00	150	Vertical	N/A
4	7475.750	53.95	2.03	74.0	-20.05	Peak	122.00	300	Vertical	Pass
4**	7475.750	44.99	2.03	54.0	-9.01	AV	122.00	300	Vertical	Pass
5	11118.137	52.17	-0.99	74.0	-21.83	Peak	213.00	200	Vertical	Pass
5**	11118.137	42.54	-0.99	54.0	-11.46	AV	213.00	200	Vertical	Pass
6	16162.237	52.08	-0.53	74.0	-21.92	Peak	217.00	400	Vertical	Pass
6**	16162.237	42.78	-0.53	54.0	-11.22	AV	217.00	400	Vertical	Pass

11n20, U-NII-2C, 1 GHz to 18 GHz, High Channel, ANT H

No.	Frequency (MHz)	Results (dBuV/m)	Factor (dB)	Limit (dBuV/m)	Over Limit (dB)	Detector	Table (Degree)	Height (cm)	Antenna	Verdict
1	1569.200	41.61	-16.70	74.0	-32.39	Peak	244.00	100	Horizontal	Pass
1**	1569.200	28.84	-16.70	54.0	-25.16	AV	244.00	100	Horizontal	Pass
2	3800.250	51.90	-5.06	74.0	-22.10	Peak	157.00	150	Horizontal	Pass
2**	3800.250	50.73	-5.06	54.0	-3.27	AV	157.00	150	Horizontal	Pass
3	5700.750	106.77	-1.61	--	--	Peak	244.00	150	Horizontal	N/A
3**	5700.750	99.21	-1.61	--	--	AV	244.00	150	Horizontal	N/A
4	7630.250	53.46	0.87	74.0	-20.54	Peak	200.00	300	Horizontal	Pass
4**	7630.250	42.75	0.87	54.0	-11.25	AV	200.00	300	Horizontal	Pass
5	11130.013	51.87	-0.97	74.0	-22.13	Peak	272.00	100	Horizontal	Pass
5**	11130.013	42.28	-0.97	54.0	-11.72	AV	272.00	100	Horizontal	Pass
6	15710.213	50.94	-0.18	74.0	-23.06	Peak	235.00	150	Horizontal	Pass
6**	15710.213	41.74	-0.18	54.0	-12.26	AV	235.00	150	Horizontal	Pass

11n20, U-NII-2C, 1 GHz to 18 GHz, High Channel, ANT V

No.	Frequency (MHz)	Results (dBuV/m)	Factor (dB)	Limit (dBuV/m)	Over Limit (dB)	Detector	Table (Degree)	Height (cm)	Antenna	Verdict
1	1573.900	40.83	-16.50	74.0	-33.17	Peak	339.00	300	Vertical	Pass
1**	1573.900	29.83	-16.50	54.0	-24.17	AV	339.00	300	Vertical	Pass
2	4230.000	47.68	-4.38	74.0	-26.32	Peak	128.00	200	Vertical	Pass
2**	4230.000	38.89	-4.38	54.0	-15.11	AV	128.00	200	Vertical	Pass
3	5703.250	101.11	-1.56	--	--	Peak	154.00	150	Vertical	N/A
3**	5703.250	93.87	-1.56	--	--	AV	154.00	150	Vertical	N/A
4	7484.500	53.67	1.47	74.0	-20.33	Peak	128.00	150	Vertical	Pass
4**	7484.500	44.90	1.47	54.0	-9.10	AV	128.00	150	Vertical	Pass
5	11149.725	52.32	-0.95	74.0	-21.68	Peak	360.00	200	Vertical	Pass
5**	11149.725	42.07	-0.95	54.0	-11.93	AV	360.00	200	Vertical	Pass
6	15754.575	50.90	0.25	74.0	-23.10	Peak	235.00	150	Vertical	Pass
6**	15754.575	41.59	0.25	54.0	-12.41	AV	235.00	150	Vertical	Pass

11n40, U-NII-2C, 1 GHz to 18 GHz, Low Channel, ANT H

No.	Frequency (MHz)	Results (dBuV/m)	Factor (dB)	Limit (dBuV/m)	Over Limit (dB)	Detector	Table (Degree)	Height (cm)	Antenna	Verdict
1	1459.000	42.45	-16.75	74.0	-31.55	Peak	190.00	400	Horizontal	Pass
1**	1459.000	28.71	-16.75	54.0	-25.29	AV	190.00	400	Horizontal	Pass
2	4112.500	49.76	-4.85	74.0	-24.24	Peak	53.00	400	Horizontal	Pass
2**	4112.500	38.35	-4.85	54.0	-15.65	AV	53.00	400	Horizontal	Pass
3	5511.750	103.18	-2.00	--	--	Peak	191.00	100	Horizontal	N/A
3**	5511.750	95.65	-2.00	--	--	AV	191.00	100	Horizontal	N/A
4	7514.250	53.78	1.91	74.0	-20.22	Peak	227.00	300	Horizontal	Pass
4**	7514.250	45.04	1.91	54.0	-8.96	AV	227.00	300	Horizontal	Pass
5	12064.099	50.66	-1.80	74.0	-23.34	Peak	225.00	150	Horizontal	Pass
5**	12064.099	40.64	-1.80	54.0	-13.36	AV	225.00	150	Horizontal	Pass
6	15733.049	50.77	0.14	74.0	-23.23	Peak	225.00	150	Horizontal	Pass
6**	15733.049	41.56	0.14	54.0	-12.44	AV	225.00	150	Horizontal	Pass

11n40, U-NII-2C, 1 GHz to 18 GHz, Low Channel, ANT V

No.	Frequency (MHz)	Results (dBuV/m)	Factor (dB)	Limit (dBuV/m)	Over Limit (dB)	Detector	Table (Degree)	Height (cm)	Antenna	Verdict
1	1521.500	43.95	-16.83	74.0	-30.05	Peak	319.00	300	Vertical	Pass
1**	1521.500	29.05	-16.83	54.0	-24.95	AV	319.00	300	Vertical	Pass
2	4069.500	48.40	-5.15	74.0	-25.60	Peak	246.00	400	Vertical	Pass
2**	4069.500	37.46	-5.15	54.0	-16.54	AV	246.00	400	Vertical	Pass
3	5515.250	96.27	-1.97	--	--	Peak	167.00	100	Vertical	N/A
3**	5515.250	88.56	-1.97	--	--	AV	167.00	100	Vertical	N/A
4	7513.250	54.47	1.81	74.0	-19.53	Peak	116.00	100	Vertical	Pass
4**	7513.250	45.11	1.81	54.0	-8.89	AV	116.00	100	Vertical	Pass
5	11142.362	51.65	-0.96	74.0	-22.35	Peak	43.00	200	Vertical	Pass
5**	11142.362	42.53	-0.96	54.0	-11.47	AV	43.00	200	Vertical	Pass
6	16182.187	51.98	-0.04	74.0	-22.02	Peak	64.00	300	Vertical	Pass
6**	16182.187	42.61	-0.04	54.0	-11.39	AV	64.00	300	Vertical	Pass

11n40, U-NII-2C, 1 GHz to 18 GHz, Middle Channel, ANT H

No.	Frequency (MHz)	Results (dBuV/m)	Factor (dB)	Limit (dBuV/m)	Over Limit (dB)	Detector	Table (Degree)	Height (cm)	Antenna	Verdict
1	1618.200	40.82	-16.62	74.0	-33.18	Peak	180.00	100	Horizontal	Pass
1**	1618.200	28.53	-16.62	54.0	-25.47	AV	180.00	100	Horizontal	Pass
2	3726.750	50.57	-5.74	74.0	-23.43	Peak	157.00	300	Horizontal	Pass
2**	3726.750	47.22	-5.74	54.0	-6.78	AV	157.00	300	Horizontal	Pass
3	5585.750	103.96	-1.25	--	--	Peak	227.00	150	Horizontal	N/A
3**	5585.750	95.56	-1.25	--	--	AV	227.00	150	Horizontal	N/A
4	7477.500	53.72	1.57	74.0	-20.28	Peak	62.00	100	Horizontal	Pass
4**	7477.500	44.05	1.57	54.0	-9.95	AV	62.00	100	Horizontal	Pass
5	11101.038	51.80	-1.01	74.0	-22.20	Peak	359.00	150	Horizontal	Pass
5**	11101.038	42.66	-1.01	54.0	-11.34	AV	359.00	150	Horizontal	Pass
6	16099.763	51.60	0.13	74.0	-22.40	Peak	217.00	150	Horizontal	Pass
6**	16099.763	42.65	0.13	54.0	-11.35	AV	217.00	150	Horizontal	Pass

11n40, U-NII-2C, 1 GHz to 18 GHz, Middle Channel, ANT V

No.	Frequency (MHz)	Results (dBuV/m)	Factor (dB)	Limit (dBuV/m)	Over Limit (dB)	Detector	Table (Degree)	Height (cm)	Antenna	Verdict
1	1497.900	39.89	-16.63	74.0	-34.11	Peak	163.00	400	Vertical	Pass
1**	1497.900	28.83	-16.63	54.0	-25.17	AV	163.00	400	Vertical	Pass
2	4155.750	47.49	-4.86	74.0	-26.51	Peak	0.00	200	Vertical	Pass
2**	4155.750	37.80	-4.86	54.0	-16.20	AV	0.00	200	Vertical	Pass
3	5594.250	97.81	-1.58	--	--	Peak	156.00	150	Vertical	N/A
3**	5594.250	89.89	-1.58	--	--	AV	156.00	150	Vertical	N/A
4	7516.000	53.83	2.05	74.0	-20.17	Peak	251.00	300	Vertical	Pass
4**	7516.000	45.06	2.05	54.0	-8.94	AV	251.00	300	Vertical	Pass
5	11069.213	51.83	-1.58	74.0	-22.17	Peak	167.00	100	Vertical	Pass
5**	11069.213	42.16	-1.58	54.0	-11.84	AV	167.00	100	Vertical	Pass
6	16162.237	51.76	-0.53	74.0	-22.24	Peak	139.00	400	Vertical	Pass
6**	16162.237	42.09	-0.53	54.0	-11.91	AV	139.00	400	Vertical	Pass

11n40, U-NII-2C, 1 GHz to 18 GHz, High Channel, ANT H

No.	Frequency (MHz)	Results (dBuV/m)	Factor (dB)	Limit (dBuV/m)	Over Limit (dB)	Detector	Table (Degree)	Height (cm)	Antenna	Verdict
1	1489.100	38.66	-16.70	74.0	-35.34	Peak	137.00	200	Horizontal	Pass
1**	1489.100	28.95	-16.70	54.0	-25.05	AV	137.00	200	Horizontal	Pass
2	3780.000	52.03	-5.84	74.0	-21.97	Peak	155.00	400	Horizontal	Pass
2**	3780.000	49.49	-5.84	54.0	-4.51	AV	155.00	400	Horizontal	Pass
3	5680.250	104.34	-1.63	--	--	Peak	234.00	200	Horizontal	N/A
3**	5680.250	95.67	-1.63	--	--	AV	234.00	200	Horizontal	N/A
4	7473.750	53.58	1.86	74.0	-20.42	Peak	137.00	200	Horizontal	Pass
4**	7473.750	44.44	1.86	54.0	-9.56	AV	137.00	200	Horizontal	Pass
5	11107.687	51.10	-1.00	74.0	-22.90	Peak	7.00	200	Horizontal	Pass
5**	11107.687	41.71	-1.00	54.0	-12.29	AV	7.00	200	Horizontal	Pass
6	16164.338	52.35	-0.48	74.0	-21.65	Peak	140.00	400	Horizontal	Pass
6**	16164.338	42.90	-0.48	54.0	-11.10	AV	140.00	400	Horizontal	Pass

11n40, U-NII-2C, 1 GHz to 18 GHz, High Channel, ANT V

No.	Frequency (MHz)	Results (dBuV/m)	Factor (dB)	Limit (dBuV/m)	Over Limit (dB)	Detector	Table (Degree)	Height (cm)	Antenna	Verdict
1	1488.100	44.03	-16.68	74.0	-29.97	Peak	315.00	400	Vertical	Pass
1**	1488.100	28.74	-16.68	54.0	-25.26	AV	315.00	400	Vertical	Pass
2	4099.250	47.55	-4.75	74.0	-26.45	Peak	200.00	300	Vertical	Pass
2**	4099.250	37.95	-4.75	54.0	-16.05	AV	200.00	300	Vertical	Pass
3	5665.000	98.55	-1.67	--	--	Peak	138.00	150	Vertical	N/A
3**	5665.000	90.17	-1.67	--	--	AV	138.00	150	Vertical	N/A
4	7561.000	53.63	1.28	74.0	-20.37	Peak	200.00	200	Vertical	Pass
4**	7561.000	44.83	1.28	54.0	-9.17	AV	200.00	200	Vertical	Pass
5	11086.788	51.76	-1.26	74.0	-22.24	Peak	201.00	100	Vertical	Pass
5**	11086.788	42.21	-1.26	54.0	-11.79	AV	201.00	100	Vertical	Pass
6	16196.100	51.84	0.31	74.0	-22.16	Peak	254.00	200	Vertical	Pass
6**	16196.100	43.19	0.31	54.0	-10.81	AV	254.00	200	Vertical	Pass

11ac20, U-NII-2C, 1 GHz to 18 GHz, Low Channel, ANT H

No.	Frequency (MHz)	Results (dBuV/m)	Factor (dB)	Limit (dBuV/m)	Over Limit (dB)	Detector	Table (Degree)	Height (cm)	Antenna	Verdict
1	1480.200	38.55	-16.31	74.0	-35.45	Peak	237.00	150	Horizontal	Pass
1**	1480.200	29.88	-16.31	54.0	-24.12	AV	237.00	150	Horizontal	Pass
2	3666.500	48.90	-5.94	74.0	-25.10	Peak	166.00	300	Horizontal	Pass
2**	3666.500	43.22	-5.94	54.0	-10.78	AV	166.00	300	Horizontal	Pass
3	5501.250	106.65	-1.78	--	--	Peak	253.00	150	Horizontal	N/A
3**	5501.250	99.23	-1.78	--	--	AV	253.00	150	Horizontal	N/A
4	7474.500	54.33	1.92	74.0	-19.67	Peak	28.00	300	Horizontal	Pass
4**	7474.500	45.25	1.92	54.0	-8.75	AV	28.00	300	Horizontal	Pass
5	11376.300	51.56	-1.75	74.0	-22.44	Peak	360.00	100	Horizontal	Pass
5**	11376.300	41.00	-1.75	54.0	-13.00	AV	360.00	100	Horizontal	Pass
6	15964.575	50.93	-0.66	74.0	-23.07	Peak	25.00	150	Horizontal	Pass
6**	15964.575	41.59	-0.66	54.0	-12.41	AV	25.00	150	Horizontal	Pass

11ac20, U-NII-2C, 1 GHz to 18 GHz, Low Channel, ANT V

No.	Frequency (MHz)	Results (dBuV/m)	Factor (dB)	Limit (dBuV/m)	Over Limit (dB)	Detector	Table (Degree)	Height (cm)	Antenna	Verdict
1	1493.400	39.85	-16.87	74.0	-34.15	Peak	300.00	400	Vertical	Pass
1**	1493.400	29.58	-16.87	54.0	-24.42	AV	300.00	400	Vertical	Pass
2	4314.000	48.24	-3.93	74.0	-25.76	Peak	242.00	200	Vertical	Pass
2**	4314.000	38.22	-3.93	54.0	-15.78	AV	242.00	200	Vertical	Pass
3	5501.250	99.75	-1.78	--	--	Peak	164.00	150	Vertical	N/A
3**	5501.250	93.31	-1.78	--	--	AV	164.00	150	Vertical	N/A
4	7489.000	53.41	1.40	74.0	-20.59	Peak	356.00	400	Vertical	Pass
4**	7489.000	44.32	1.40	54.0	-9.68	AV	356.00	400	Vertical	Pass
5	11173.950	52.67	-1.35	74.0	-21.33	Peak	215.00	100	Vertical	Pass
5**	11173.950	42.67	-1.35	54.0	-11.33	AV	215.00	100	Vertical	Pass
6	16168.800	52.12	-0.37	74.0	-21.88	Peak	157.00	200	Vertical	Pass
6**	16168.800	42.39	-0.37	54.0	-11.61	AV	157.00	200	Vertical	Pass

11ac20, U-NII-2C, 1 GHz to 18 GHz, Middle Channel, ANT H

No.	Frequency (MHz)	Results (dBuV/m)	Factor (dB)	Limit (dBuV/m)	Over Limit (dB)	Detector	Table (Degree)	Height (cm)	Antenna	Verdict
1	1493.800	39.59	-16.89	74.0	-34.41	Peak	259.00	100	Horizontal	Pass
1**	1493.800	28.68	-16.89	54.0	-25.32	AV	259.00	100	Horizontal	Pass
2	3719.750	49.98	-5.46	74.0	-24.02	Peak	164.00	400	Horizontal	Pass
2**	3719.750	44.59	-5.46	54.0	-9.41	AV	164.00	400	Horizontal	Pass
3	5581.250	106.80	-1.12	--	--	Peak	244.00	150	Horizontal	N/A
3**	5581.250	99.25	-1.12	--	--	AV	244.00	150	Horizontal	N/A
4	7473.750	53.75	1.86	74.0	-20.25	Peak	191.00	100	Horizontal	Pass
4**	7473.750	44.92	1.86	54.0	-9.08	AV	191.00	100	Horizontal	Pass
5	11107.450	51.50	-1.00	74.0	-22.50	Peak	19.00	150	Horizontal	Pass
5**	11107.450	42.11	-1.00	54.0	-11.89	AV	19.00	150	Horizontal	Pass
6	15822.825	52.23	-0.87	74.0	-21.77	Peak	100.00	100	Horizontal	Pass
6**	15822.825	41.10	-0.87	54.0	-12.90	AV	100.00	100	Horizontal	Pass

11ac20, U-NII-2C, 1 GHz to 18 GHz, Middle Channel, ANT V

No.	Frequency (MHz)	Results (dBuV/m)	Factor (dB)	Limit (dBuV/m)	Over Limit (dB)	Detector	Table (Degree)	Height (cm)	Antenna	Verdict
1	1588.400	40.02	-16.70	74.0	-33.98	Peak	174.00	100	Vertical	Pass
1**	1588.400	29.45	-16.70	54.0	-24.55	AV	174.00	100	Vertical	Pass
2	3986.250	47.77	-4.94	74.0	-26.23	Peak	191.00	400	Vertical	Pass
2**	3986.250	38.31	-4.94	54.0	-15.69	AV	191.00	400	Vertical	Pass
3	5578.250	101.63	-1.20	--	--	Peak	156.00	100	Vertical	N/A
3**	5578.250	93.91	-1.20	--	--	AV	156.00	100	Vertical	N/A
4	7560.500	54.24	1.27	74.0	-19.76	Peak	200.00	400	Vertical	Pass
4**	7560.500	43.95	1.27	54.0	-10.05	AV	200.00	400	Vertical	Pass
5	11175.137	51.70	-1.37	74.0	-22.30	Peak	303.00	100	Vertical	Pass
5**	11175.137	42.01	-1.37	54.0	-11.99	AV	303.00	100	Vertical	Pass
6	15725.175	51.46	0.03	74.0	-22.54	Peak	233.00	150	Vertical	Pass
6**	15725.175	42.67	0.03	54.0	-11.33	AV	233.00	150	Vertical	Pass

11ac20, U-NII-2C, 1 GHz to 18 GHz, High Channel, ANT H

No.	Frequency (MHz)	Results (dBuV/m)	Factor (dB)	Limit (dBuV/m)	Over Limit (dB)	Detector	Table (Degree)	Height (cm)	Antenna	Verdict
1	1597.900	43.72	-16.80	74.0	-30.28	Peak	207.00	300	Horizontal	Pass
1**	1597.900	29.28	-16.80	54.0	-24.72	AV	207.00	300	Horizontal	Pass
2	3800.250	52.94	-5.06	74.0	-21.06	Peak	170.00	150	Horizontal	Pass
2**	3800.250	50.18	-5.06	54.0	-3.82	AV	170.00	150	Horizontal	Pass
3	5698.500	106.91	-1.72	--	--	Peak	241.00	150	Horizontal	N/A
3**	5698.500	99.61	-1.72	--	--	AV	241.00	150	Horizontal	N/A
4	7473.250	54.44	1.86	74.0	-19.56	Peak	98.00	400	Horizontal	Pass
4**	7473.250	45.40	1.86	54.0	-8.60	AV	98.00	400	Horizontal	Pass
5	11163.263	52.25	-1.17	74.0	-21.75	Peak	94.00	200	Horizontal	Pass
5**	11163.263	42.39	-1.17	54.0	-11.61	AV	94.00	200	Horizontal	Pass
6	16165.913	51.91	-0.44	74.0	-22.09	Peak	163.00	300	Horizontal	Pass
6**	16165.913	43.08	-0.44	54.0	-10.92	AV	163.00	300	Horizontal	Pass

11ac20, U-NII-2C, 1 GHz to 18 GHz, High Channel, ANT V

No.	Frequency (MHz)	Results (dBuV/m)	Factor (dB)	Limit (dBuV/m)	Over Limit (dB)	Detector	Table (Degree)	Height (cm)	Antenna	Verdict
1	1540.100	40.79	-16.49	74.0	-33.21	Peak	160.00	150	Vertical	Pass
1**	1540.100	28.89	-16.49	54.0	-25.11	AV	160.00	150	Vertical	Pass
2	4028.250	47.76	-5.14	74.0	-26.24	Peak	63.00	300	Vertical	Pass
2**	4028.250	37.80	-5.14	54.0	-16.20	AV	63.00	300	Vertical	Pass
3	5698.250	101.73	-1.71	--	--	Peak	143.00	100	Vertical	N/A
3**	5698.250	94.45	-1.71	--	--	AV	143.00	100	Vertical	N/A
4	7478.250	54.10	1.49	74.0	-19.90	Peak	88.00	300	Vertical	Pass
4**	7478.250	44.71	1.49	54.0	-9.29	AV	88.00	300	Vertical	Pass
5	12602.037	52.24	-0.86	74.0	-21.76	Peak	57.00	200	Vertical	Pass
5**	12602.037	41.04	-0.86	54.0	-12.96	AV	57.00	200	Vertical	Pass
6	16093.987	52.78	-0.03	74.0	-21.22	Peak	185.00	300	Vertical	Pass
6**	16093.987	42.18	-0.03	54.0	-11.82	AV	185.00	300	Vertical	Pass

11ac40, U-NII-2C, 1 GHz to 18 GHz, Low Channel, ANT H

No.	Frequency (MHz)	Results (dBuV/m)	Factor (dB)	Limit (dBuV/m)	Over Limit (dB)	Detector	Table (Degree)	Height (cm)	Antenna	Verdict
1	1437.900	42.45	-16.74	74.0	-31.55	Peak	169.00	100	Horizontal	Pass
1**	1437.900	29.65	-16.74	54.0	-24.35	AV	169.00	100	Horizontal	Pass
2	3673.500	49.02	-6.02	74.0	-24.98	Peak	163.00	200	Horizontal	Pass
2**	3673.500	45.23	-6.02	54.0	-8.77	AV	163.00	200	Horizontal	Pass
3	5505.000	104.90	-2.01	--	--	Peak	188.00	100	Horizontal	N/A
3**	5505.000	97.67	-2.01	--	--	AV	188.00	100	Horizontal	N/A
4	7370.000	54.41	0.35	74.0	-19.59	Peak	39.00	100	Horizontal	Pass
4**	7370.000	43.48	0.35	54.0	-10.52	AV	39.00	100	Horizontal	Pass
5	11127.400	51.59	-0.98	74.0	-22.41	Peak	82.00	100	Horizontal	Pass
5**	11127.400	42.48	-0.98	54.0	-11.52	AV	82.00	100	Horizontal	Pass
6	15477.112	51.53	-0.43	74.0	-22.47	Peak	142.00	150	Horizontal	Pass
6**	15477.112	42.20	-0.43	54.0	-11.80	AV	142.00	150	Horizontal	Pass

11ac40, U-NII-2C, 1 GHz to 18 GHz, Low Channel, ANT V

No.	Frequency (MHz)	Results (dBuV/m)	Factor (dB)	Limit (dBuV/m)	Over Limit (dB)	Detector	Table (Degree)	Height (cm)	Antenna	Verdict
1	1499.000	40.77	-16.60	74.0	-33.23	Peak	295.00	300	Vertical	Pass
1**	1499.000	30.34	-16.60	54.0	-23.66	AV	295.00	300	Vertical	Pass
2	4226.250	48.09	-4.44	74.0	-25.91	Peak	136.00	400	Vertical	Pass
2**	4226.250	38.10	-4.44	54.0	-15.90	AV	136.00	400	Vertical	Pass
3	5508.500	98.24	-2.04	--	--	Peak	161.00	100	Vertical	N/A
3**	5508.500	90.25	-2.04	--	--	AV	161.00	100	Vertical	N/A
4	7473.000	53.83	1.86	74.0	-20.17	Peak	56.00	150	Vertical	Pass
4**	7473.000	44.88	1.86	54.0	-9.12	AV	56.00	150	Vertical	Pass
5	11120.750	51.40	-0.98	74.0	-22.60	Peak	70.00	200	Vertical	Pass
5**	11120.750	42.36	-0.98	54.0	-11.64	AV	70.00	200	Vertical	Pass
6	16197.675	52.26	0.35	74.0	-21.74	Peak	249.00	200	Vertical	Pass
6**	16197.675	43.49	0.35	54.0	-10.51	AV	249.00	200	Vertical	Pass

11ac40, U-NII-2C, 1 GHz to 18 GHz, Middle Channel, ANT H

No.	Frequency (MHz)	Results (dBuV/m)	Factor (dB)	Limit (dBuV/m)	Over Limit (dB)	Detector	Table (Degree)	Height (cm)	Antenna	Verdict
1	1571.800	38.60	-16.56	74.0	-35.40	Peak	173.00	150	Horizontal	Pass
1**	1571.800	29.56	-16.56	54.0	-24.44	AV	173.00	150	Horizontal	Pass
2	3726.750	50.37	-5.74	74.0	-23.63	Peak	161.00	300	Horizontal	Pass
2**	3726.750	47.26	-5.74	54.0	-6.74	AV	161.00	300	Horizontal	Pass
3	5586.000	105.35	-1.27	--	--	Peak	232.00	150	Horizontal	N/A
3**	5586.000	97.60	-1.27	--	--	AV	232.00	150	Horizontal	N/A
4	7483.000	54.76	1.48	74.0	-19.24	Peak	73.00	400	Horizontal	Pass
4**	7483.000	44.58	1.48	54.0	-9.42	AV	73.00	400	Horizontal	Pass
5	11182.975	51.38	-1.51	74.0	-22.62	Peak	293.00	150	Horizontal	Pass
5**	11182.975	41.79	-1.51	54.0	-12.21	AV	293.00	150	Horizontal	Pass
6	15752.212	51.24	0.31	74.0	-22.76	Peak	288.00	150	Horizontal	Pass
6**	15752.212	42.25	0.31	54.0	-11.75	AV	288.00	150	Horizontal	Pass

11ac40, U-NII-2C, 1 GHz to 18 GHz, Middle Channel, ANT V

No.	Frequency (MHz)	Results (dBuV/m)	Factor (dB)	Limit (dBuV/m)	Over Limit (dB)	Detector	Table (Degree)	Height (cm)	Antenna	Verdict
1	1548.500	37.99	-16.62	74.0	-36.01	Peak	143.00	150	Vertical	Pass
1**	1548.500	29.14	-16.62	54.0	-24.86	AV	143.00	150	Vertical	Pass
2	4131.750	48.22	-4.75	74.0	-25.78	Peak	0.00	200	Vertical	Pass
2**	4131.750	38.36	-4.75	54.0	-15.64	AV	0.00	200	Vertical	Pass
3	5591.500	98.88	-1.62	--	--	Peak	154.00	150	Vertical	N/A
3**	5591.500	90.70	-1.62	--	--	AV	154.00	150	Vertical	N/A
4	7471.250	54.10	1.86	74.0	-19.90	Peak	215.00	300	Vertical	Pass
4**	7471.250	44.92	1.86	54.0	-9.08	AV	215.00	300	Vertical	Pass
5	11135.950	51.62	-0.97	74.0	-22.38	Peak	181.00	150	Vertical	Pass
5**	11135.950	42.82	-0.97	54.0	-11.18	AV	181.00	150	Vertical	Pass
6	16100.813	51.90	0.13	74.0	-22.10	Peak	237.00	400	Vertical	Pass
6**	16100.813	42.40	0.13	54.0	-11.60	AV	237.00	400	Vertical	Pass

11ac40, U-NII-2C, 1 GHz to 18 GHz, High Channel, ANT H

No.	Frequency (MHz)	Results (dBuV/m)	Factor (dB)	Limit (dBuV/m)	Over Limit (dB)	Detector	Table (Degree)	Height (cm)	Antenna	Verdict
1	1501.700	43.11	-16.75	74.0	-30.89	Peak	246.00	100	Horizontal	Pass
1**	1501.700	29.74	-16.75	54.0	-24.26	AV	246.00	100	Horizontal	Pass
2	3780.250	51.39	-5.83	74.0	-22.61	Peak	159.00	150	Horizontal	Pass
2**	3780.250	50.30	-5.83	54.0	-3.70	AV	159.00	150	Horizontal	Pass
3	5672.500	104.76	-1.89	--	--	Peak	230.00	150	Horizontal	N/A
3**	5672.500	98.08	-1.89	--	--	AV	230.00	150	Horizontal	N/A
4	7542.500	54.25	2.04	74.0	-19.75	Peak	347.00	300	Horizontal	Pass
4**	7542.500	44.46	2.04	54.0	-9.54	AV	347.00	300	Horizontal	Pass
5	11115.288	51.66	-0.99	74.0	-22.34	Peak	56.00	200	Horizontal	Pass
5**	11115.288	42.54	-0.99	54.0	-11.46	AV	56.00	200	Horizontal	Pass
6	15749.850	51.19	0.37	74.0	-22.81	Peak	302.00	150	Horizontal	Pass
6**	15749.850	42.02	0.37	54.0	-11.98	AV	302.00	150	Horizontal	Pass

11ac40, U-NII-2C, 1 GHz to 18 GHz, High Channel, ANT V

No.	Frequency (MHz)	Results (dBuV/m)	Factor (dB)	Limit (dBuV/m)	Over Limit (dB)	Detector	Table (Degree)	Height (cm)	Antenna	Verdict
1	1577.700	38.40	-16.54	74.0	-35.60	Peak	237.00	150	Vertical	Pass
1**	1577.700	29.40	-16.54	54.0	-24.60	AV	237.00	150	Vertical	Pass
2	4172.750	48.00	-4.84	74.0	-26.00	Peak	348.00	300	Vertical	Pass
2**	4172.750	38.23	-4.84	54.0	-15.77	AV	348.00	300	Vertical	Pass
3	5663.750	98.99	-1.71	--	--	Peak	144.00	150	Vertical	N/A
3**	5663.750	90.78	-1.71	--	--	AV	144.00	150	Vertical	N/A
4	7516.000	53.67	2.05	74.0	-20.33	Peak	83.00	150	Vertical	Pass
4**	7516.000	45.18	2.05	54.0	-8.82	AV	83.00	150	Vertical	Pass
5	11123.125	51.74	-0.98	74.0	-22.26	Peak	119.00	100	Vertical	Pass
5**	11123.125	42.98	-0.98	54.0	-11.02	AV	119.00	100	Vertical	Pass
6	15939.112	51.17	-0.77	74.0	-22.83	Peak	315.00	300	Vertical	Pass
6**	15939.112	40.77	-0.77	54.0	-13.23	AV	315.00	300	Vertical	Pass

11ac80, U-NII-2C, 1 GHz to 18 GHz, Low Channel, ANT H

No.	Frequency (MHz)	Results (dBuV/m)	Factor (dB)	Limit (dBuV/m)	Over Limit (dB)	Detector	Table (Degree)	Height (cm)	Antenna	Verdict
1	1459.300	38.32	-16.81	74.0	-35.68	Peak	137.00	150	Horizontal	Pass
1**	1459.300	29.04	-16.81	54.0	-24.96	AV	137.00	150	Horizontal	Pass
2	3686.750	48.99	-5.80	74.0	-25.01	Peak	146.00	300	Horizontal	Pass
2**	3686.750	44.82	-5.80	54.0	-9.18	AV	146.00	300	Horizontal	Pass
3	5537.500	99.38	-1.70	--	--	Peak	226.00	150	Horizontal	N/A
3**	5537.500	90.98	-1.70	--	--	AV	226.00	150	Horizontal	N/A
4	7518.000	54.28	1.98	74.0	-19.72	Peak	253.00	400	Horizontal	Pass
4**	7518.000	44.92	1.98	54.0	-9.08	AV	253.00	400	Horizontal	Pass
5	11127.638	52.48	-0.98	74.0	-21.52	Peak	343.00	200	Horizontal	Pass
5**	11127.638	42.56	-0.98	54.0	-11.44	AV	343.00	200	Horizontal	Pass
6	15753.787	51.30	0.27	74.0	-22.70	Peak	120.00	150	Horizontal	Pass
6**	15753.787	41.98	0.27	54.0	-12.02	AV	120.00	150	Horizontal	Pass

11ac80, U-NII-2C, 1 GHz to 18 GHz, Low Channel, ANT V

No.	Frequency (MHz)	Results (dBuV/m)	Factor (dB)	Limit (dBuV/m)	Over Limit (dB)	Detector	Table (Degree)	Height (cm)	Antenna	Verdict
1	1596.700	38.95	-16.81	74.0	-35.05	Peak	331.00	150	Vertical	Pass
1**	1596.700	28.58	-16.81	54.0	-25.42	AV	331.00	150	Vertical	Pass
2	4180.750	47.87	-4.39	74.0	-26.13	Peak	312.00	300	Vertical	Pass
2**	4180.750	38.39	-4.39	54.0	-15.61	AV	312.00	300	Vertical	Pass
3	5523.000	93.02	-1.56	--	--	Peak	149.00	100	Vertical	N/A
3**	5523.000	85.74	-1.56	--	--	AV	149.00	100	Vertical	N/A
4	7508.000	54.13	1.41	74.0	-19.87	Peak	329.00	200	Vertical	Pass
4**	7508.000	45.73	1.41	54.0	-8.27	AV	329.00	200	Vertical	Pass
5	11772.450	51.42	-1.93	74.0	-22.58	Peak	21.00	150	Vertical	Pass
5**	11772.450	41.58	-1.93	54.0	-12.42	AV	21.00	150	Vertical	Pass
6	15479.213	51.03	-0.46	74.0	-22.97	Peak	239.00	150	Vertical	Pass
6**	15479.213	41.65	-0.46	54.0	-12.35	AV	239.00	150	Vertical	Pass

11ac80, U-NII-2C, 1 GHz to 18 GHz, High Channel, ANT H

No.	Frequency (MHz)	Results (dBuV/m)	Factor (dB)	Limit (dBuV/m)	Over Limit (dB)	Detector	Table (Degree)	Height (cm)	Antenna	Verdict
1	1578.100	40.80	-16.57	74.0	-33.20	Peak	171.00	200	Horizontal	Pass
1**	1578.100	28.78	-16.57	54.0	-25.22	AV	171.00	200	Horizontal	Pass
2	3740.000	51.43	-5.85	74.0	-22.57	Peak	154.00	200	Horizontal	Pass
2**	3740.000	48.34	-5.85	54.0	-5.66	AV	154.00	200	Horizontal	Pass
3	5603.250	100.98	-1.53	--	--	Peak	234.00	150	Horizontal	N/A
3**	5603.250	92.61	-1.53	--	--	AV	234.00	150	Horizontal	N/A
4	7371.750	53.54	0.53	74.0	-20.46	Peak	127.00	200	Horizontal	Pass
4**	7371.750	44.41	0.53	54.0	-9.59	AV	127.00	200	Horizontal	Pass
5	11172.050	51.41	-1.32	74.0	-22.59	Peak	94.00	200	Horizontal	Pass
5**	11172.050	42.34	-1.32	54.0	-11.66	AV	94.00	200	Horizontal	Pass
6	15766.388	52.16	-0.07	74.0	-21.84	Peak	110.00	150	Horizontal	Pass
6**	15766.388	42.06	-0.07	54.0	-11.94	AV	110.00	150	Horizontal	Pass

11ac80, U-NII-2C, 1 GHz to 18 GHz, High Channel, ANT V

No.	Frequency (MHz)	Results (dBuV/m)	Factor (dB)	Limit (dBuV/m)	Over Limit (dB)	Detector	Table (Degree)	Height (cm)	Antenna	Verdict
1	1565.600	39.19	-16.76	74.0	-34.81	Peak	192.00	150	Vertical	Pass
1**	1565.600	28.80	-16.76	54.0	-25.20	AV	192.00	150	Vertical	Pass
2	4280.250	47.69	-4.24	74.0	-26.31	Peak	176.00	200	Vertical	Pass
2**	4280.250	38.51	-4.24	54.0	-15.49	AV	176.00	200	Vertical	Pass
3	5601.750	94.13	-1.43	--	--	Peak	149.00	100	Vertical	N/A
3**	5601.750	87.01	-1.43	--	--	AV	149.00	100	Vertical	N/A
4	7471.750	53.91	1.89	74.0	-20.09	Peak	5.00	200	Vertical	Pass
4**	7471.750	45.26	1.89	54.0	-8.74	AV	5.00	200	Vertical	Pass
5	11054.725	51.38	-1.85	74.0	-22.62	Peak	206.00	150	Vertical	Pass
5**	11054.725	42.80	-1.85	54.0	-11.20	AV	206.00	150	Vertical	Pass
6	16111.313	52.19	-0.08	74.0	-21.81	Peak	124.00	400	Vertical	Pass
6**	16111.313	43.38	-0.08	54.0	-10.62	AV	124.00	400	Vertical	Pass

11a, U-NII-3, 1 GHz to 18 GHz, Low Channel, ANT H

No.	Frequency (MHz)	Results (dBuV/m)	Factor (dB)	Limit (dBuV/m)	Over Limit (dB)	Detector	Table (Degree)	Height (cm)	Antenna	Verdict
1	1543.000	38.27	-16.51	74.0	-35.73	Peak	215.00	100	Horizontal	Pass
1**	1543.000	30.05	-16.51	54.0	-23.95	AV	215.00	100	Horizontal	Pass
2	3830.000	48.50	-4.94	74.0	-25.50	Peak	50.00	400	Horizontal	Pass
2**	3830.000	45.08	-4.94	54.0	-8.92	AV	50.00	400	Horizontal	Pass
3	5743.250	103.62	-1.70	--	--	Peak	159.00	150	Horizontal	N/A
3**	5743.250	95.14	-1.70	--	--	AV	159.00	150	Horizontal	N/A
4	7470.000	53.95	1.66	74.0	-20.05	Peak	69.00	200	Horizontal	Pass
4**	7470.000	44.53	1.66	54.0	-9.47	AV	69.00	200	Horizontal	Pass
5	11164.687	51.58	-1.20	74.0	-22.42	Peak	0.00	200	Horizontal	Pass
5**	11164.687	42.04	-1.20	54.0	-11.96	AV	0.00	200	Horizontal	Pass
6	16184.287	51.43	0.01	74.0	-22.57	Peak	135.00	400	Horizontal	Pass
6**	16184.287	42.50	0.01	54.0	-11.50	AV	135.00	400	Horizontal	Pass

11a, U-NII-3, 1 GHz to 18 GHz, Low Channel, ANT V

No.	Frequency (MHz)	Results (dBuV/m)	Factor (dB)	Limit (dBuV/m)	Over Limit (dB)	Detector	Table (Degree)	Height (cm)	Antenna	Verdict
1	1499.000	40.76	-16.60	74.0	-33.24	Peak	305.00	100	Vertical	Pass
1**	1499.000	29.65	-16.60	54.0	-24.35	AV	305.00	100	Vertical	Pass
2	4214.750	47.58	-4.70	74.0	-26.42	Peak	74.00	100	Vertical	Pass
2**	4214.750	37.72	-4.70	54.0	-16.28	AV	74.00	100	Vertical	Pass
3	5744.250	95.63	-1.67	--	--	Peak	337.00	150	Vertical	N/A
3**	5744.250	87.97	-1.67	--	--	AV	337.00	150	Vertical	N/A
4	7473.500	54.08	1.85	74.0	-19.92	Peak	259.00	400	Vertical	Pass
4**	7473.500	44.22	1.85	54.0	-9.78	AV	259.00	400	Vertical	Pass
5	11389.600	51.79	-1.69	74.0	-22.21	Peak	256.00	100	Vertical	Pass
5**	11389.600	42.13	-1.69	54.0	-11.87	AV	256.00	100	Vertical	Pass
6	16190.063	51.59	0.16	74.0	-22.41	Peak	361.00	400	Vertical	Pass
6**	16190.063	42.86	0.16	54.0	-11.14	AV	361.00	400	Vertical	Pass

11a, U-NII-3, 1 GHz to 18 GHz, Middle Channel, ANT H

No.	Frequency (MHz)	Results (dBuV/m)	Factor (dB)	Limit (dBuV/m)	Over Limit (dB)	Detector	Table (Degree)	Height (cm)	Antenna	Verdict
1	1540.000	38.46	-16.50	74.0	-35.54	Peak	133.00	300	Horizontal	Pass
1**	1540.000	29.26	-16.50	54.0	-24.74	AV	133.00	300	Horizontal	Pass
2	3856.500	49.69	-5.70	74.0	-24.31	Peak	89.00	400	Horizontal	Pass
2**	3856.500	45.31	-5.70	54.0	-8.69	AV	89.00	400	Horizontal	Pass
3	5783.000	102.13	-1.76	--	--	Peak	153.00	200	Horizontal	N/A
3**	5783.000	93.87	-1.76	--	--	AV	153.00	200	Horizontal	N/A
4	7486.000	53.45	1.45	74.0	-20.55	Peak	116.00	300	Horizontal	Pass
4**	7486.000	44.69	1.45	54.0	-9.31	AV	116.00	300	Horizontal	Pass
5	11139.750	52.02	-0.96	74.0	-21.98	Peak	312.00	150	Horizontal	Pass
5**	11139.750	42.00	-0.96	54.0	-12.00	AV	312.00	150	Horizontal	Pass
6	16185.338	52.70	0.04	74.0	-21.30	Peak	75.00	300	Horizontal	Pass
6**	16185.338	42.79	0.04	54.0	-11.21	AV	75.00	300	Horizontal	Pass

11a, U-NII-3, 1 GHz to 18 GHz, Middle Channel, ANT V

No.	Frequency (MHz)	Results (dBuV/m)	Factor (dB)	Limit (dBuV/m)	Over Limit (dB)	Detector	Table (Degree)	Height (cm)	Antenna	Verdict
1	1498.500	41.50	-16.60	74.0	-32.50	Peak	313.00	200	Vertical	Pass
1**	1498.500	33.01	-16.60	54.0	-20.99	AV	313.00	200	Vertical	Pass
2	4240.750	48.13	-4.52	74.0	-25.87	Peak	189.00	300	Vertical	Pass
2**	4240.750	37.60	-4.52	54.0	-16.40	AV	189.00	300	Vertical	Pass
3	5788.250	94.96	-1.76	--	--	Peak	76.00	150	Vertical	N/A
3**	5788.250	87.21	-1.76	--	--	AV	76.00	150	Vertical	N/A
4	7568.750	53.62	1.25	74.0	-20.38	Peak	84.00	100	Vertical	Pass
4**	7568.750	44.01	1.25	54.0	-9.99	AV	84.00	100	Vertical	Pass
5	11121.937	51.32	-0.98	74.0	-22.68	Peak	351.00	200	Vertical	Pass
5**	11121.937	42.70	-0.98	54.0	-11.30	AV	351.00	200	Vertical	Pass
6	16192.950	52.03	0.23	74.0	-21.97	Peak	320.00	200	Vertical	Pass
6**	16192.950	43.01	0.23	54.0	-10.99	AV	320.00	200	Vertical	Pass

11a, U-NII-3, 1 GHz to 18 GHz, High Channel, ANT H

No.	Frequency (MHz)	Results (dBuV/m)	Factor (dB)	Limit (dBuV/m)	Over Limit (dB)	Detector	Table (Degree)	Height (cm)	Antenna	Verdict
1	1515.000	38.56	-16.59	74.0	-35.44	Peak	240.00	400	Horizontal	Pass
1**	1515.000	27.95	-16.59	54.0	-26.05	AV	240.00	400	Horizontal	Pass
2	3883.500	49.90	-5.16	74.0	-24.10	Peak	75.00	300	Horizontal	Pass
2**	3883.500	45.89	-5.16	54.0	-8.11	AV	75.00	300	Horizontal	Pass
3	5827.250	99.83	-1.61	--	--	Peak	160.00	200	Horizontal	N/A
3**	5827.250	92.34	-1.61	--	--	AV	160.00	200	Horizontal	N/A
4	7519.750	53.74	2.08	74.0	-20.26	Peak	272.00	400	Horizontal	Pass
4**	7519.750	44.70	2.08	54.0	-9.30	AV	272.00	400	Horizontal	Pass
5	11122.650	51.23	-0.98	74.0	-22.77	Peak	0.00	150	Horizontal	Pass
5**	11122.650	41.83	-0.98	54.0	-12.17	AV	0.00	150	Horizontal	Pass
6	16171.688	52.18	-0.30	74.0	-21.82	Peak	191.00	200	Horizontal	Pass
6**	16171.688	43.23	-0.30	54.0	-10.77	AV	191.00	200	Horizontal	Pass

11a, U-NII-3, 1 GHz to 18 GHz, High Channel, ANT V

No.	Frequency (MHz)	Results (dBuV/m)	Factor (dB)	Limit (dBuV/m)	Over Limit (dB)	Detector	Table (Degree)	Height (cm)	Antenna	Verdict
1	1498.200	40.65	-16.60	74.0	-33.35	Peak	318.00	400	Vertical	Pass
1**	1498.200	34.79	-16.60	54.0	-19.21	AV	318.00	400	Vertical	Pass
2	4239.500	47.58	-4.54	74.0	-26.42	Peak	347.00	400	Vertical	Pass
2**	4239.500	37.75	-4.54	54.0	-16.25	AV	347.00	400	Vertical	Pass
3	5826.250	94.81	-1.65	--	--	Peak	81.00	100	Vertical	N/A
3**	5826.250	86.91	-1.65	--	--	AV	81.00	100	Vertical	N/A
4	7557.250	53.58	0.83	74.0	-20.42	Peak	157.00	300	Vertical	Pass
4**	7557.250	44.60	0.83	54.0	-9.40	AV	157.00	300	Vertical	Pass
5	11160.887	52.83	-1.13	74.0	-21.17	Peak	195.00	100	Vertical	Pass
5**	11160.887	41.78	-1.13	54.0	-12.22	AV	195.00	100	Vertical	Pass
6	16190.325	51.90	0.16	74.0	-22.10	Peak	361.00	400	Vertical	Pass
6**	16190.325	42.84	0.16	54.0	-11.16	AV	361.00	400	Vertical	Pass

11n20, U-NII-3, 1 GHz to 18 GHz, Low Channel, ANT H

No.	Frequency (MHz)	Results (dBuV/m)	Factor (dB)	Limit (dBuV/m)	Over Limit (dB)	Detector	Table (Degree)	Height (cm)	Antenna	Verdict
1	1464.900	38.46	-16.77	74.0	-35.54	Peak	328.00	200	Horizontal	Pass
1**	1464.900	28.00	-16.77	54.0	-26.00	AV	328.00	200	Horizontal	Pass
2	3829.750	49.50	-4.93	74.0	-24.50	Peak	64.00	400	Horizontal	Pass
2**	3829.750	42.99	-4.93	54.0	-11.01	AV	64.00	400	Horizontal	Pass
3	5745.750	101.65	-1.55	--	--	Peak	177.00	150	Horizontal	N/A
3**	5745.750	93.78	-1.55	--	--	AV	177.00	150	Horizontal	N/A
4	7479.750	53.91	1.62	74.0	-20.09	Peak	352.00	300	Horizontal	Pass
4**	7479.750	44.07	1.62	54.0	-9.93	AV	352.00	300	Horizontal	Pass
5	11126.688	51.37	-0.98	74.0	-22.63	Peak	360.00	150	Horizontal	Pass
5**	11126.688	43.22	-0.98	54.0	-10.78	AV	360.00	150	Horizontal	Pass
6	16181.401	53.13	-0.06	74.0	-20.87	Peak	53.00	400	Horizontal	Pass
6**	16181.401	42.88	-0.06	54.0	-11.12	AV	53.00	400	Horizontal	Pass

11n20, U-NII-3, 1 GHz to 18 GHz, Low Channel, ANT V

No.	Frequency (MHz)	Results (dBuV/m)	Factor (dB)	Limit (dBuV/m)	Over Limit (dB)	Detector	Table (Degree)	Height (cm)	Antenna	Verdict
1	1496.100	42.16	-16.78	74.0	-31.84	Peak	306.00	400	Vertical	Pass
1**	1496.100	32.47	-16.78	54.0	-21.53	AV	306.00	400	Vertical	Pass
2	4223.000	47.80	-4.52	74.0	-26.20	Peak	176.00	400	Vertical	Pass
2**	4223.000	38.07	-4.52	54.0	-15.93	AV	176.00	400	Vertical	Pass
3	5743.000	95.47	-1.70	--	--	Peak	64.00	150	Vertical	N/A
3**	5743.000	87.79	-1.70	--	--	AV	64.00	150	Vertical	N/A
4	7383.500	53.78	0.65	74.0	-20.22	Peak	243.00	100	Vertical	Pass
4**	7383.500	43.81	0.65	54.0	-10.19	AV	243.00	100	Vertical	Pass
5	11145.450	51.50	-0.95	74.0	-22.50	Peak	360.00	200	Vertical	Pass
5**	11145.450	41.96	-0.95	54.0	-12.04	AV	360.00	200	Vertical	Pass
6	16170.112	51.85	-0.34	74.0	-22.15	Peak	113.00	100	Vertical	Pass
6**	16170.112	43.03	-0.34	54.0	-10.97	AV	113.00	100	Vertical	Pass

11n20, U-NII-3, 1 GHz to 18 GHz, Middle Channel, ANT H

No.	Frequency (MHz)	Results (dBuV/m)	Factor (dB)	Limit (dBuV/m)	Over Limit (dB)	Detector	Table (Degree)	Height (cm)	Antenna	Verdict
1	1595.300	39.06	-16.75	74.0	-34.94	Peak	312.00	200	Horizontal	Pass
1**	1595.300	28.56	-16.75	54.0	-25.44	AV	312.00	200	Horizontal	Pass
2	3856.500	49.33	-5.70	74.0	-24.67	Peak	74.00	300	Horizontal	Pass
2**	3856.500	44.73	-5.70	54.0	-9.27	AV	74.00	300	Horizontal	Pass
3	5786.250	102.07	-1.69	--	--	Peak	177.00	100	Horizontal	N/A
3**	5786.250	94.83	-1.69	--	--	AV	177.00	100	Horizontal	N/A
4	7508.750	53.65	1.57	74.0	-20.35	Peak	4.00	100	Horizontal	Pass
4**	7508.750	44.35	1.57	54.0	-9.65	AV	4.00	100	Horizontal	Pass
5	11137.613	51.58	-0.96	74.0	-22.42	Peak	329.00	200	Horizontal	Pass
5**	11137.613	42.41	-0.96	54.0	-11.59	AV	329.00	200	Horizontal	Pass
6	16198.725	51.52	0.37	74.0	-22.48	Peak	39.00	400	Horizontal	Pass
6**	16198.725	43.53	0.37	54.0	-10.47	AV	39.00	400	Horizontal	Pass

11n20, U-NII-3, 1 GHz to 18 GHz, Middle Channel, ANT V

No.	Frequency (MHz)	Results (dBuV/m)	Factor (dB)	Limit (dBuV/m)	Over Limit (dB)	Detector	Table (Degree)	Height (cm)	Antenna	Verdict
1	1484.800	39.21	-16.56	74.0	-34.79	Peak	355.00	200	Vertical	Pass
1**	1484.800	29.39	-16.56	54.0	-24.61	AV	355.00	200	Vertical	Pass
2	4179.500	47.72	-4.45	74.0	-26.28	Peak	142.00	200	Vertical	Pass
2**	4179.500	39.10	-4.45	54.0	-14.90	AV	142.00	200	Vertical	Pass
3	5787.250	95.82	-1.72	--	--	Peak	74.00	100	Vertical	N/A
3**	5787.250	87.83	-1.72	--	--	AV	74.00	100	Vertical	N/A
4	7533.250	53.64	2.26	74.0	-20.36	Peak	184.00	100	Vertical	Pass
4**	7533.250	45.85	2.26	54.0	-8.15	AV	184.00	100	Vertical	Pass
5	11389.125	51.55	-1.70	74.0	-22.45	Peak	360.00	100	Vertical	Pass
5**	11389.125	41.23	-1.70	54.0	-12.77	AV	360.00	100	Vertical	Pass
6	16171.950	51.45	-0.29	74.0	-22.55	Peak	259.00	100	Vertical	Pass
6**	16171.950	42.35	-0.29	54.0	-11.65	AV	259.00	100	Vertical	Pass

11n20, U-NII-3, 1 GHz to 18 GHz, High Channel, ANT H

No.	Frequency (MHz)	Results (dBuV/m)	Factor (dB)	Limit (dBuV/m)	Over Limit (dB)	Detector	Table (Degree)	Height (cm)	Antenna	Verdict
1	1494.200	39.45	-16.88	74.0	-34.55	Peak	206.00	100	Horizontal	Pass
1**	1494.200	29.24	-16.88	54.0	-24.76	AV	206.00	100	Horizontal	Pass
2	3883.500	50.11	-5.16	74.0	-23.89	Peak	69.00	400	Horizontal	Pass
2**	3883.500	47.53	-5.16	54.0	-6.47	AV	69.00	400	Horizontal	Pass
3	5826.500	101.17	-1.63	--	--	Peak	152.00	100	Horizontal	N/A
3**	5826.500	94.29	-1.63	--	--	AV	152.00	100	Horizontal	N/A
4	7485.000	53.36	1.46	74.0	-20.64	Peak	42.00	300	Horizontal	Pass
4**	7485.000	44.81	1.46	54.0	-9.19	AV	42.00	300	Horizontal	Pass
5	11073.250	51.85	-1.51	74.0	-22.15	Peak	54.00	100	Horizontal	Pass
5**	11073.250	41.97	-1.51	54.0	-12.03	AV	54.00	100	Horizontal	Pass
6	16178.775	51.74	-0.12	74.0	-22.26	Peak	361.00	400	Horizontal	Pass
6**	16178.775	42.85	-0.12	54.0	-11.15	AV	361.00	400	Horizontal	Pass

11n20, U-NII-3, 1 GHz to 18 GHz, High Channel, ANT V

No.	Frequency (MHz)	Results (dBuV/m)	Factor (dB)	Limit (dBuV/m)	Over Limit (dB)	Detector	Table (Degree)	Height (cm)	Antenna	Verdict
1	1496.400	40.44	-16.75	74.0	-33.56	Peak	313.00	300	Vertical	Pass
1**	1496.400	29.11	-16.75	54.0	-24.89	AV	313.00	300	Vertical	Pass
2	3638.750	47.35	-5.40	74.0	-26.65	Peak	0.00	100	Vertical	Pass
2**	3638.750	37.04	-5.40	54.0	-16.96	AV	0.00	100	Vertical	Pass
3	5821.250	94.05	-1.61	--	--	Peak	84.00	200	Vertical	N/A
3**	5821.250	85.08	-1.61	--	--	AV	84.00	200	Vertical	N/A
4	7293.750	54.03	0.50	74.0	-19.97	Peak	40.00	100	Vertical	Pass
4**	7293.750	44.09	0.50	54.0	-9.91	AV	40.00	100	Vertical	Pass
5	11133.575	51.02	-0.97	74.0	-22.98	Peak	105.00	150	Vertical	Pass
5**	11133.575	42.25	-0.97	54.0	-11.75	AV	105.00	150	Vertical	Pass
6	16194.787	52.15	0.27	74.0	-21.85	Peak	207.00	100	Vertical	Pass
6**	16194.787	43.53	0.27	54.0	-10.47	AV	207.00	100	Vertical	Pass

11n40, U-NII-3, 1 GHz to 18 GHz, Low Channel, ANT H

No.	Frequency (MHz)	Results (dBuV/m)	Factor (dB)	Limit (dBuV/m)	Over Limit (dB)	Detector	Table (Degree)	Height (cm)	Antenna	Verdict
1	1529.700	39.56	-16.59	74.0	-34.44	Peak	295.00	100	Horizontal	Pass
1**	1529.700	29.11	-16.59	54.0	-24.89	AV	295.00	100	Horizontal	Pass
2	3836.500	49.54	-4.91	74.0	-24.46	Peak	64.00	100	Horizontal	Pass
2**	3836.500	44.43	-4.91	54.0	-9.57	AV	64.00	100	Horizontal	Pass
3	5756.750	100.17	-1.16	--	--	Peak	169.00	100	Horizontal	N/A
3**	5756.750	93.13	-1.16	--	--	AV	169.00	100	Horizontal	N/A
4	7484.000	53.91	1.48	74.0	-20.09	Peak	55.00	400	Horizontal	Pass
4**	7484.000	44.17	1.48	54.0	-9.83	AV	55.00	400	Horizontal	Pass
5	11109.826	51.52	-1.00	74.0	-22.48	Peak	96.00	200	Horizontal	Pass
5**	11109.826	41.62	-1.00	54.0	-12.38	AV	96.00	200	Horizontal	Pass
6	16194.525	51.93	0.27	74.0	-22.07	Peak	349.00	400	Horizontal	Pass
6**	16194.525	43.07	0.27	54.0	-10.93	AV	349.00	400	Horizontal	Pass

11n40, U-NII-3, 1 GHz to 18 GHz, Low Channel, ANT V

No.	Frequency (MHz)	Results (dBuV/m)	Factor (dB)	Limit (dBuV/m)	Over Limit (dB)	Detector	Table (Degree)	Height (cm)	Antenna	Verdict
1	1497.400	41.43	-16.67	74.0	-32.57	Peak	286.00	200	Vertical	Pass
1**	1497.400	28.93	-16.67	54.0	-25.07	AV	286.00	200	Vertical	Pass
2	4232.000	48.16	-4.24	74.0	-25.84	Peak	316.00	100	Vertical	Pass
2**	4232.000	38.33	-4.24	54.0	-15.67	AV	316.00	100	Vertical	Pass
3	5765.750	93.61	-0.98	--	--	Peak	335.00	100	Vertical	N/A
3**	5765.750	85.54	-0.98	--	--	AV	335.00	100	Vertical	N/A
4	7515.250	54.13	1.99	74.0	-19.87	Peak	0.00	200	Vertical	Pass
4**	7515.250	45.12	1.99	54.0	-8.88	AV	0.00	200	Vertical	Pass
5	11129.300	51.26	-0.97	74.0	-22.74	Peak	229.00	200	Vertical	Pass
5**	11129.300	41.86	-0.97	54.0	-12.14	AV	229.00	200	Vertical	Pass
6	16169.326	51.86	-0.36	74.0	-22.14	Peak	97.00	200	Vertical	Pass
6**	16169.326	42.65	-0.36	54.0	-11.35	AV	97.00	200	Vertical	Pass

11n40, U-NII-3, 1 GHz to 18 GHz, High Channel, ANT H

No.	Frequency (MHz)	Results (dBuV/m)	Factor (dB)	Limit (dBuV/m)	Over Limit (dB)	Detector	Table (Degree)	Height (cm)	Antenna	Verdict
1	1484.100	38.91	-16.54	74.0	-35.09	Peak	65.00	200	Horizontal	Pass
1**	1484.100	29.45	-16.54	54.0	-24.55	AV	65.00	200	Horizontal	Pass
2	3863.250	49.48	-5.71	74.0	-24.52	Peak	82.00	300	Horizontal	Pass
2**	3863.250	45.43	-5.71	54.0	-8.57	AV	82.00	300	Horizontal	Pass
3	5791.750	99.09	-1.74	--	--	Peak	118.00	100	Horizontal	N/A
3**	5791.750	91.35	-1.74	--	--	AV	118.00	100	Horizontal	N/A
4	7380.000	53.46	0.41	74.0	-20.54	Peak	206.00	200	Horizontal	Pass
4**	7380.000	43.96	0.41	54.0	-10.04	AV	206.00	200	Horizontal	Pass
5	11119.088	51.18	-0.99	74.0	-22.82	Peak	242.00	150	Horizontal	Pass
5**	11119.088	42.86	-0.99	54.0	-11.14	AV	242.00	150	Horizontal	Pass
6	16196.625	52.08	0.32	74.0	-21.92	Peak	0.00	100	Horizontal	Pass
6**	16196.625	42.62	0.32	54.0	-11.38	AV	0.00	100	Horizontal	Pass

11n40, U-NII-3, 1 GHz to 18 GHz, High Channel, ANT V

No.	Frequency (MHz)	Results (dBuV/m)	Factor (dB)	Limit (dBuV/m)	Over Limit (dB)	Detector	Table (Degree)	Height (cm)	Antenna	Verdict
1	1497.500	41.42	-16.66	74.0	-32.58	Peak	308.00	100	Vertical	Pass
1**	1497.500	29.15	-16.66	54.0	-24.85	AV	308.00	100	Vertical	Pass
2	4302.750	47.28	-3.96	74.0	-26.72	Peak	23.00	100	Vertical	Pass
2**	4302.750	38.09	-3.96	54.0	-15.91	AV	23.00	100	Vertical	Pass
3	5793.250	93.39	-1.71	--	--	Peak	76.00	100	Vertical	N/A
3**	5793.250	85.52	-1.71	--	--	AV	76.00	100	Vertical	N/A
4	7506.750	54.00	1.19	74.0	-20.00	Peak	294.00	300	Vertical	Pass
4**	7506.750	44.71	1.19	54.0	-9.29	AV	294.00	300	Vertical	Pass
5	11156.375	51.97	-1.06	74.0	-22.03	Peak	95.00	150	Vertical	Pass
5**	11156.375	42.99	-1.06	54.0	-11.01	AV	95.00	150	Vertical	Pass
6	16170.900	51.50	-0.32	74.0	-22.50	Peak	113.00	100	Vertical	Pass
6**	16170.900	42.55	-0.32	54.0	-11.45	AV	113.00	100	Vertical	Pass

11ac20, U-NII-3, 1 GHz to 18 GHz, Low Channel, ANT H

No.	Frequency (MHz)	Results (dBuV/m)	Factor (dB)	Limit (dBuV/m)	Over Limit (dB)	Detector	Table (Degree)	Height (cm)	Antenna	Verdict
1	1495.000	37.73	-16.84	74.0	-36.27	Peak	272.00	200	Horizontal	Pass
1**	1495.000	28.10	-16.84	54.0	-25.90	AV	272.00	200	Horizontal	Pass
2	3830.000	49.54	-4.94	74.0	-24.46	Peak	82.00	200	Horizontal	Pass
2**	3830.000	45.00	-4.94	54.0	-9.00	AV	82.00	200	Horizontal	Pass
3	5742.250	102.18	-1.70	--	--	Peak	162.00	100	Horizontal	N/A
3**	5742.250	94.68	-1.70	--	--	AV	162.00	100	Horizontal	N/A
4	7296.750	53.26	0.34	74.0	-20.74	Peak	360.00	200	Horizontal	Pass
4**	7296.750	43.64	0.34	54.0	-10.36	AV	360.00	200	Horizontal	Pass
5	11172.050	52.04	-1.32	74.0	-21.96	Peak	144.00	200	Horizontal	Pass
5**	11172.050	42.07	-1.32	54.0	-11.93	AV	144.00	200	Horizontal	Pass
6	15460.312	51.84	-0.16	74.0	-22.16	Peak	189.00	100	Horizontal	Pass
6**	15460.312	41.56	-0.16	54.0	-12.44	AV	189.00	100	Horizontal	Pass

11ac20, U-NII-3, 1 GHz to 18 GHz, Low Channel, ANT V

No.	Frequency (MHz)	Results (dBuV/m)	Factor (dB)	Limit (dBuV/m)	Over Limit (dB)	Detector	Table (Degree)	Height (cm)	Antenna	Verdict
1	1500.000	41.68	-16.61	74.0	-32.32	Peak	311.00	400	Vertical	Pass
1**	1500.000	29.90	-16.61	54.0	-24.10	AV	311.00	400	Vertical	Pass
2	4253.500	47.71	-4.33	74.0	-26.29	Peak	277.00	400	Vertical	Pass
2**	4253.500	38.10	-4.33	54.0	-15.90	AV	277.00	400	Vertical	Pass
3	5746.250	96.06	-1.54	--	--	Peak	75.00	200	Vertical	N/A
3**	5746.250	87.80	-1.54	--	--	AV	75.00	200	Vertical	N/A
4	7486.250	54.20	1.44	74.0	-19.80	Peak	360.00	400	Vertical	Pass
4**	7486.250	44.41	1.44	54.0	-9.59	AV	360.00	400	Vertical	Pass
5	11127.638	52.73	-0.98	74.0	-21.27	Peak	185.00	200	Vertical	Pass
5**	11127.638	42.15	-0.98	54.0	-11.85	AV	185.00	200	Vertical	Pass
6	16188.225	52.10	0.11	74.0	-21.90	Peak	119.00	100	Vertical	Pass
6**	16188.225	42.85	0.11	54.0	-11.15	AV	119.00	100	Vertical	Pass

11ac20, U-NII-3, 1 GHz to 18 GHz, Middle Channel, ANT H

No.	Frequency (MHz)	Results (dBuV/m)	Factor (dB)	Limit (dBuV/m)	Over Limit (dB)	Detector	Table (Degree)	Height (cm)	Antenna	Verdict
1	1475.800	38.35	-16.48	74.0	-35.65	Peak	2.00	200	Horizontal	Pass
1**	1475.800	29.63	-16.48	54.0	-24.37	AV	2.00	200	Horizontal	Pass
2	3856.500	49.56	-5.70	74.0	-24.44	Peak	127.00	400	Horizontal	Pass
2**	3856.500	45.14	-5.70	54.0	-8.86	AV	127.00	400	Horizontal	Pass
3	5784.500	102.12	-1.73	--	--	Peak	154.00	100	Horizontal	N/A
3**	5784.500	94.22	-1.73	--	--	AV	154.00	100	Horizontal	N/A
4	7516.250	53.58	2.05	74.0	-20.42	Peak	322.00	100	Horizontal	Pass
4**	7516.250	44.69	2.05	54.0	-9.31	AV	322.00	100	Horizontal	Pass
5	11125.737	51.43	-0.98	74.0	-22.57	Peak	120.00	200	Horizontal	Pass
5**	11125.737	43.16	-0.98	54.0	-10.84	AV	120.00	200	Horizontal	Pass
6	16111.050	52.95	-0.08	74.0	-21.05	Peak	275.00	300	Horizontal	Pass
6**	16111.050	42.04	-0.08	54.0	-11.96	AV	275.00	300	Horizontal	Pass

11ac20, U-NII-3, 1 GHz to 18 GHz, Middle Channel, ANT V

No.	Frequency (MHz)	Results (dBuV/m)	Factor (dB)	Limit (dBuV/m)	Over Limit (dB)	Detector	Table (Degree)	Height (cm)	Antenna	Verdict
1	1499.700	41.06	-16.61	74.0	-32.94	Peak	305.00	400	Vertical	Pass
1**	1499.700	29.32	-16.61	54.0	-24.68	AV	305.00	400	Vertical	Pass
2	4241.000	47.64	-4.51	74.0	-26.36	Peak	232.00	400	Vertical	Pass
2**	4241.000	38.03	-4.51	54.0	-15.97	AV	232.00	400	Vertical	Pass
3	5785.000	94.91	-1.72	--	--	Peak	337.00	150	Vertical	N/A
3**	5785.000	86.57	-1.72	--	--	AV	337.00	150	Vertical	N/A
4	7457.750	54.22	1.56	74.0	-19.78	Peak	276.00	300	Vertical	Pass
4**	7457.750	43.83	1.56	54.0	-10.17	AV	276.00	300	Vertical	Pass
5	11105.075	52.31	-1.00	74.0	-21.69	Peak	0.00	100	Vertical	Pass
5**	11105.075	42.63	-1.00	54.0	-11.37	AV	0.00	100	Vertical	Pass
6	16175.887	52.07	-0.20	74.0	-21.93	Peak	361.00	400	Vertical	Pass
6**	16175.887	42.82	-0.20	54.0	-11.18	AV	361.00	400	Vertical	Pass

11ac20, U-NII-3, 1 GHz to 18 GHz, High Channel, ANT H

No.	Frequency (MHz)	Results (dBuV/m)	Factor (dB)	Limit (dBuV/m)	Over Limit (dB)	Detector	Table (Degree)	Height (cm)	Antenna	Verdict
1	1571.000	39.15	-16.56	74.0	-34.85	Peak	96.00	100	Horizontal	Pass
1**	1571.000	28.67	-16.56	54.0	-25.33	AV	96.00	100	Horizontal	Pass
2	3883.750	49.87	-5.14	74.0	-24.13	Peak	241.00	300	Horizontal	Pass
2**	3883.750	46.75	-5.14	54.0	-7.25	AV	241.00	300	Horizontal	Pass
3	5825.250	101.82	-1.72	--	--	Peak	129.00	200	Horizontal	N/A
3**	5825.250	93.89	-1.72	--	--	AV	129.00	200	Horizontal	N/A
4	7565.250	54.99	1.28	74.0	-19.01	Peak	295.00	300	Horizontal	Pass
4**	7565.250	44.21	1.28	54.0	-9.79	AV	295.00	300	Horizontal	Pass
5	11159.700	52.06	-1.11	74.0	-21.94	Peak	287.00	200	Horizontal	Pass
5**	11159.700	42.37	-1.11	54.0	-11.63	AV	287.00	200	Horizontal	Pass
6	16163.550	51.90	-0.50	74.0	-22.10	Peak	66.00	400	Horizontal	Pass
6**	16163.550	42.71	-0.50	54.0	-11.29	AV	66.00	400	Horizontal	Pass

11ac20, U-NII-3, 1 GHz to 18 GHz, High Channel, ANT V

No.	Frequency (MHz)	Results (dBuV/m)	Factor (dB)	Limit (dBuV/m)	Over Limit (dB)	Detector	Table (Degree)	Height (cm)	Antenna	Verdict
1	1593.300	38.32	-16.65	74.0	-35.68	Peak	148.00	100	Vertical	Pass
1**	1593.300	28.37	-16.65	54.0	-25.63	AV	148.00	100	Vertical	Pass
2	3883.500	51.21	-5.16	74.0	-22.79	Peak	243.00	400	Vertical	Pass
2**	3883.500	47.31	-5.16	54.0	-6.69	AV	243.00	400	Vertical	Pass
3	5824.000	102.16	-1.78	--	--	Peak	129.00	100	Vertical	N/A
3**	5824.000	94.32	-1.78	--	--	AV	129.00	100	Vertical	N/A
4	7502.000	53.38	1.00	74.0	-20.62	Peak	182.00	100	Vertical	Pass
4**	7502.000	44.31	1.00	54.0	-9.69	AV	182.00	100	Vertical	Pass
5	11073.487	51.58	-1.50	74.0	-22.42	Peak	321.00	150	Vertical	Pass
5**	11073.487	42.51	-1.50	54.0	-11.49	AV	321.00	150	Vertical	Pass
6	16168.537	51.98	-0.38	74.0	-22.02	Peak	37.00	100	Vertical	Pass
6**	16168.537	43.38	-0.38	54.0	-10.62	AV	37.00	100	Vertical	Pass

11ac40, U-NII-3, 1 GHz to 18 GHz, Low Channel, ANT H

No.	Frequency (MHz)	Results (dBuV/m)	Factor (dB)	Limit (dBuV/m)	Over Limit (dB)	Detector	Table (Degree)	Height (cm)	Antenna	Verdict
1	1472.600	38.55	-16.43	74.0	-35.45	Peak	338.00	400	Horizontal	Pass
1**	1472.600	29.30	-16.43	54.0	-24.70	AV	338.00	400	Horizontal	Pass
2	3837.000	49.58	-4.89	74.0	-24.42	Peak	232.00	400	Horizontal	Pass
2**	3837.000	46.69	-4.89	54.0	-7.31	AV	232.00	400	Horizontal	Pass
3	5757.750	99.83	-1.07	--	--	Peak	348.00	150	Horizontal	N/A
3**	5757.750	92.06	-1.07	--	--	AV	348.00	150	Horizontal	N/A
4	7551.500	53.64	1.28	74.0	-20.36	Peak	249.00	300	Horizontal	Pass
4**	7551.500	43.30	1.28	54.0	-10.70	AV	249.00	300	Horizontal	Pass
5	11070.401	51.74	-1.56	74.0	-22.26	Peak	31.00	100	Horizontal	Pass
5**	11070.401	41.95	-1.56	54.0	-12.05	AV	31.00	100	Horizontal	Pass
6	15751.950	52.33	0.32	74.0	-21.67	Peak	290.00	300	Horizontal	Pass
6**	15751.950	42.16	0.32	54.0	-11.84	AV	290.00	300	Horizontal	Pass

11ac40, U-NII-3, 1 GHz to 18 GHz, Low Channel, ANT V

No.	Frequency (MHz)	Results (dBuV/m)	Factor (dB)	Limit (dBuV/m)	Over Limit (dB)	Detector	Table (Degree)	Height (cm)	Antenna	Verdict
1	1499.900	40.66	-16.61	74.0	-33.34	Peak	125.00	400	Vertical	Pass
1**	1499.900	30.01	-16.61	54.0	-23.99	AV	125.00	400	Vertical	Pass
2	4161.750	48.15	-4.92	74.0	-25.85	Peak	69.00	100	Vertical	Pass
2**	4161.750	38.00	-4.92	54.0	-16.00	AV	69.00	100	Vertical	Pass
3	5752.750	93.60	-1.22	--	--	Peak	139.00	150	Vertical	N/A
3**	5752.750	86.19	-1.22	--	--	AV	139.00	150	Vertical	N/A
4	7493.000	54.05	1.26	74.0	-19.95	Peak	347.00	200	Vertical	Pass
4**	7493.000	44.18	1.26	54.0	-9.82	AV	347.00	200	Vertical	Pass
5	10683.987	52.13	-2.62	74.0	-21.87	Peak	33.00	100	Vertical	Pass
5**	10683.987	41.46	-2.62	54.0	-12.54	AV	33.00	100	Vertical	Pass
6	16187.175	52.39	0.08	74.0	-21.61	Peak	91.00	300	Vertical	Pass
6**	16187.175	43.80	0.08	54.0	-10.20	AV	91.00	300	Vertical	Pass

11ac40, U-NII-3, 1 GHz to 18 GHz, High Channel, ANT H

No.	Frequency (MHz)	Results (dBuV/m)	Factor (dB)	Limit (dBuV/m)	Over Limit (dB)	Detector	Table (Degree)	Height (cm)	Antenna	Verdict
1	1448.500	37.84	-16.50	74.0	-36.16	Peak	296.00	300	Horizontal	Pass
1**	1448.500	28.66	-16.50	54.0	-25.34	AV	296.00	300	Horizontal	Pass
2	3863.250	49.36	-5.71	74.0	-24.64	Peak	241.00	300	Horizontal	Pass
2**	3863.250	45.18	-5.71	54.0	-8.82	AV	241.00	300	Horizontal	Pass
3	5793.250	98.97	-1.71	--	--	Peak	326.00	100	Horizontal	N/A
3**	5793.250	91.33	-1.71	--	--	AV	326.00	100	Horizontal	N/A
4	7491.250	53.35	1.25	74.0	-20.65	Peak	27.00	100	Horizontal	Pass
4**	7491.250	44.43	1.25	54.0	-9.57	AV	27.00	100	Horizontal	Pass
5	11135.713	51.43	-0.97	74.0	-22.57	Peak	360.00	100	Horizontal	Pass
5**	11135.713	41.91	-0.97	54.0	-12.09	AV	360.00	100	Horizontal	Pass
6	16187.175	53.42	0.08	74.0	-20.58	Peak	98.00	200	Horizontal	Pass
6**	16187.175	43.64	0.08	54.0	-10.36	AV	98.00	200	Horizontal	Pass

11ac40, U-NII-3, 1 GHz to 18 GHz, High Channel, ANT V

No.	Frequency (MHz)	Results (dBuV/m)	Factor (dB)	Limit (dBuV/m)	Over Limit (dB)	Detector	Table (Degree)	Height (cm)	Antenna	Verdict
1	1496.300	40.91	-16.76	74.0	-33.09	Peak	133.00	300	Vertical	Pass
1**	1496.300	31.36	-16.76	54.0	-22.64	AV	133.00	300	Vertical	Pass
2	4218.000	47.93	-4.61	74.0	-26.07	Peak	280.00	100	Vertical	Pass
2**	4218.000	38.04	-4.61	54.0	-15.96	AV	280.00	100	Vertical	Pass
3	5792.000	91.45	-1.72	--	--	Peak	139.00	150	Vertical	N/A
3**	5792.000	83.70	-1.72	--	--	AV	139.00	150	Vertical	N/A
4	7560.000	53.98	1.22	74.0	-20.02	Peak	222.00	100	Vertical	Pass
4**	7560.000	44.09	1.22	54.0	-9.91	AV	222.00	100	Vertical	Pass
5	11073.487	51.65	-1.50	74.0	-22.35	Peak	360.00	200	Vertical	Pass
5**	11073.487	42.30	-1.50	54.0	-11.70	AV	360.00	200	Vertical	Pass
6	16105.800	51.51	0.03	74.0	-22.49	Peak	309.00	100	Vertical	Pass
6**	16105.800	42.59	0.03	54.0	-11.41	AV	309.00	100	Vertical	Pass

11ac80, U-NII-3, 1 GHz to 18 GHz, Middle Channel, ANT H

No.	Frequency (MHz)	Results (dBuV/m)	Factor (dB)	Limit (dBuV/m)	Over Limit (dB)	Detector	Table (Degree)	Height (cm)	Antenna	Verdict
1	1464.600	38.35	-16.78	74.0	-35.65	Peak	80.00	300	Horizontal	Pass
1**	1464.600	28.35	-16.78	54.0	-25.65	AV	80.00	300	Horizontal	Pass
2	4079.250	47.56	-4.84	74.0	-26.44	Peak	230.00	200	Horizontal	Pass
2**	4079.250	37.45	-4.84	54.0	-16.55	AV	230.00	200	Horizontal	Pass
3	5777.000	84.49	-1.28	--	--	Peak	329.00	100	Horizontal	N/A
3**	5777.000	76.19	-1.28	--	--	AV	329.00	100	Horizontal	N/A
4	7737.750	53.49	1.21	74.0	-20.51	Peak	249.00	400	Horizontal	Pass
4**	7737.750	45.02	1.21	54.0	-8.98	AV	249.00	400	Horizontal	Pass
5	11098.662	51.76	-1.03	74.0	-22.24	Peak	94.00	150	Horizontal	Pass
5**	11098.662	42.10	-1.03	54.0	-11.90	AV	94.00	150	Horizontal	Pass
6	15478.425	52.04	-0.45	74.0	-21.96	Peak	226.00	300	Horizontal	Pass
6**	15478.425	41.78	-0.45	54.0	-12.22	AV	226.00	300	Horizontal	Pass

11ac80, U-NII-3, 1 GHz to 18 GHz, Middle Channel, ANT V

No.	Frequency (MHz)	Results (dBuV/m)	Factor (dB)	Limit (dBuV/m)	Over Limit (dB)	Detector	Table (Degree)	Height (cm)	Antenna	Verdict
1	1498.500	41.92	-16.60	74.0	-32.08	Peak	130.00	400	Vertical	Pass
1**	1498.500	28.51	-16.60	54.0	-25.49	AV	130.00	400	Vertical	Pass
2	4226.750	47.98	-4.41	74.0	-26.02	Peak	15.00	400	Vertical	Pass
2**	4226.750	38.56	-4.41	54.0	-15.44	AV	15.00	400	Vertical	Pass
3	5771.000	79.12	-0.80	--	--	Peak	164.00	100	Vertical	N/A
3**	5771.000	70.92	-0.80	--	--	AV	164.00	100	Vertical	N/A
4	7743.500	53.89	1.15	74.0	-20.11	Peak	0.00	200	Vertical	Pass
4**	7743.500	44.01	1.15	54.0	-9.99	AV	0.00	200	Vertical	Pass
5	11170.862	51.67	-1.30	74.0	-22.33	Peak	155.00	200	Vertical	Pass
5**	11170.862	43.02	-1.30	54.0	-10.98	AV	155.00	200	Vertical	Pass
6	16186.912	52.30	0.08	74.0	-21.70	Peak	137.00	100	Vertical	Pass
6**	16186.912	42.91	0.08	54.0	-11.09	AV	137.00	100	Vertical	Pass

11a, U-NII-2C&U-NII-3,1 GHz to 18 GHz, 144 Channel, ANT H

No.	Frequency (MHz)	Results (dBuV/m)	Factor (dB)	Limit (dBuV/m)	Over Limit (dB)	Detector	Table (Degree)	Height (cm)	Antenna	Verdict
1	1571.900	38.60	-16.57	74.0	-35.40	Peak	195.00	400	Horizontal	Pass
1**	1571.900	28.99	-16.57	54.0	-25.01	AV	195.00	400	Horizontal	Pass
2	3813.500	51.87	-5.18	74.0	-22.13	Peak	156.00	200	Horizontal	Pass
2**	3813.500	50.36	-5.18	54.0	-3.64	AV	156.00	200	Horizontal	Pass
3	5718.750	107.92	-1.25	--	--	Peak	237.00	200	Horizontal	N/A
3**	5718.750	100.20	-1.25	--	--	AV	237.00	200	Horizontal	N/A
4	7734.250	54.03	1.22	74.0	-19.97	Peak	0.00	300	Horizontal	Pass
4**	7734.250	44.94	1.22	54.0	-9.06	AV	0.00	300	Horizontal	Pass
5	11181.550	51.94	-1.48	74.0	-22.06	Peak	208.00	150	Horizontal	Pass
5**	11181.550	42.15	-1.48	54.0	-11.85	AV	208.00	150	Horizontal	Pass
6	16194.525	51.98	0.27	74.0	-22.02	Peak	197.00	200	Horizontal	Pass
6**	16194.525	42.82	0.27	54.0	-11.18	AV	197.00	200	Horizontal	Pass

11a, U-NII-2C&U-NII-3, 1 GHz to 18 GHz, 144 Channel, ANT V

No.	Frequency (MHz)	Results (dBuV/m)	Factor (dB)	Limit (dBuV/m)	Over Limit (dB)	Detector	Table (Degree)	Height (cm)	Antenna	Verdict
1	1441.700	45.38	-16.46	74.0	-28.62	Peak	193.00	300	Vertical	Pass
1**	1441.700	28.63	-16.46	54.0	-25.37	AV	193.00	300	Vertical	Pass
2	4263.750	48.16	-3.88	74.0	-25.84	Peak	61.00	100	Vertical	Pass
2**	4263.750	39.25	-3.88	54.0	-14.75	AV	61.00	100	Vertical	Pass
3	5717.250	101.73	-1.35	--	--	Peak	156.00	100	Vertical	N/A
3**	5717.250	94.40	-1.35	--	--	AV	156.00	100	Vertical	N/A
4	7739.750	54.24	1.33	74.0	-19.76	Peak	256.00	200	Vertical	Pass
4**	7739.750	45.13	1.33	54.0	-8.87	AV	256.00	200	Vertical	Pass
5	11181.075	52.18	-1.48	74.0	-21.82	Peak	208.00	150	Vertical	Pass
5**	11181.075	42.14	-1.48	54.0	-11.86	AV	208.00	150	Vertical	Pass
6	16196.625	52.56	0.32	74.0	-21.44	Peak	288.00	400	Vertical	Pass
6**	16196.625	43.52	0.32	54.0	-10.48	AV	288.00	400	Vertical	Pass

11n20, U-NII-2C&U-NII-3,1 GHz to 18 GHz, 144 Channel, ANT H

No.	Frequency (MHz)	Results (dBuV/m)	Factor (dB)	Limit (dBuV/m)	Over Limit (dB)	Detector	Table (Degree)	Height (cm)	Antenna	Verdict
1	1570.700	38.66	-16.56	74.0	-35.34	Peak	302.00	200	Horizontal	Pass
1**	1570.700	29.20	-16.56	54.0	-24.80	AV	302.00	200	Horizontal	Pass
2	3813.500	52.96	-5.18	74.0	-21.04	Peak	163.00	200	Horizontal	Pass
2**	3813.500	50.21	-5.18	54.0	-3.79	AV	163.00	200	Horizontal	Pass
3	5718.750	106.71	-1.25	--	--	Peak	254.00	100	Horizontal	N/A
3**	5718.750	99.00	-1.25	--	--	AV	254.00	100	Horizontal	N/A
4	7476.000	53.79	1.97	74.0	-20.21	Peak	217.00	200	Horizontal	Pass
4**	7476.000	44.91	1.97	54.0	-9.09	AV	217.00	200	Horizontal	Pass
5	11136.663	51.79	-0.96	74.0	-22.21	Peak	21.00	100	Horizontal	Pass
5**	11136.663	42.16	-0.96	54.0	-11.84	AV	21s.00	100	Horizontal	Pass
6	16181.137	52.47	-0.07	74.0	-21.53	Peak	246.00	300	Horizontal	Pass
6**	16181.137	43.70	-0.07	54.0	-10.30	AV	246.00	300	Horizontal	Pass

11n20, U-NII-2C&U-NII-3, 1 GHz to 18 GHz, 144 Channel, ANT V

No.	Frequency (MHz)	Results (dBuV/m)	Factor (dB)	Limit (dBuV/m)	Over Limit (dB)	Detector	Table (Degree)	Height (cm)	Antenna	Verdict
1	1550.500	39.20	-16.65	74.0	-34.80	Peak	321.00	300	Vertical	Pass
1**	1550.500	29.21	-16.65	54.0	-24.79	AV	321.00	300	Vertical	Pass
2	4219.250	47.93	-4.59	74.0	-26.07	Peak	237.00	300	Vertical	Pass
2**	4219.250	39.04	-4.59	54.0	-14.96	AV	237.00	300	Vertical	Pass
3	5718.250	101.24	-1.26	--	--	Peak	154.00	100	Vertical	N/A
3**	5718.250	93.79	-1.26	--	--	AV	154.00	100	Vertical	N/A
4	7489.250	53.90	1.38	74.0	-20.10	Peak	127.00	100	Vertical	Pass
4**	7489.250	44.55	1.38	54.0	-9.45	AV	127.00	100	Vertical	Pass
5	11131.437	51.58	-0.97	74.0	-22.42	Peak	123.00	200	Vertical	Pass
5**	11131.437	42.91	-0.97	54.0	-11.09	AV	123.00	200	Vertical	Pass
6	16194.787	52.36	0.27	74.0	-21.64	Peak	246.00	300	Vertical	Pass
6**	16194.787	43.07	0.27	54.0	-10.93	AV	246.00	300	Vertical	Pass

11n40, U-NII-2C&U-NII-3,1 GHz to 18 GHz, 142 Channel, ANT H

No.	Frequency (MHz)	Results (dBuV/m)	Factor (dB)	Limit (dBuV/m)	Over Limit (dB)	Detector	Table (Degree)	Height (cm)	Antenna	Verdict
1	1584.200	42.22	-16.61	74.0	-31.78	Peak	236.00	100	Horizontal	Pass
1**	1584.200	29.03	-16.61	54.0	-24.97	AV	236.00	100	Horizontal	Pass
2	3806.750	52.85	-4.93	74.0	-21.15	Peak	180.00	100	Horizontal	Pass
2**	3806.750	50.20	-4.93	54.0	-3.80	AV	180.00	100	Horizontal	Pass
3	5705.500	103.06	-1.48	--	--	Peak	236.00	100	Horizontal	N/A
3**	5705.500	95.62	-1.48	--	--	AV	236.00	100	Horizontal	N/A
4	7522.500	53.80	2.29	74.0	-20.20	Peak	263.00	100	Horizontal	Pass
4**	7522.500	44.73	2.29	54.0	-9.27	AV	263.00	100	Horizontal	Pass
5	11143.075	51.46	-0.96	74.0	-22.54	Peak	303.00	150	Horizontal	Pass
5**	11143.075	42.43	-0.96	54.0	-11.57	AV	303.00	150	Horizontal	Pass
6	16195.575	51.78	0.29	74.0	-22.22	Peak	232.00	200	Horizontal	Pass
6**	16195.575	43.36	0.29	54.0	-10.64	AV	232.00	200	Horizontal	Pass

11n40, U-NII-2C&U-NII-3, 1 GHz to 18 GHz, 142 Channel, ANT V

No.	Frequency (MHz)	Results (dBuV/m)	Factor (dB)	Limit (dBuV/m)	Over Limit (dB)	Detector	Table (Degree)	Height (cm)	Antenna	Verdict
1	1503.600	38.61	-16.71	74.0	-35.39	Peak	26.00	100	Vertical	Pass
1**	1503.600	28.65	-16.71	54.0	-25.35	AV	26.00	100	Vertical	Pass
2	4134.750	48.04	-4.64	74.0	-25.96	Peak	291.00	200	Vertical	Pass
2**	4134.750	39.04	-4.64	54.0	-14.96	AV	291.00	200	Vertical	Pass
3	5701.000	97.57	-1.58	--	--	Peak	144.00	100	Vertical	N/A
3**	5701.000	89.20	-1.58	--	--	AV	144.00	100	Vertical	N/A
4	7508.500	54.15	1.52	74.0	-19.85	Peak	190.00	100	Vertical	Pass
4**	7508.500	45.55	1.52	54.0	-8.45	AV	190.00	100	Vertical	Pass
5	10835.037	51.36	-2.18	74.0	-22.64	Peak	126.00	100	Vertical	Pass
5**	10835.037	41.11	-2.18	54.0	-12.89	AV	126.00	100	Vertical	Pass
6	16187.963	52.16	0.10	74.0	-21.84	Peak	0.00	400	Vertical	Pass
6**	16187.963	43.67	0.10	54.0	-10.33	AV	0.00	400	Vertical	Pass

11ac20, U-NII-2C&U-NII-3,1 GHz to 18 GHz, 144 Channel, ANT H

No.	Frequency (MHz)	Results (dBuV/m)	Factor (dB)	Limit (dBuV/m)	Over Limit (dB)	Detector	Table (Degree)	Height (cm)	Antenna	Verdict
1	1447.900	40.16	-16.52	74.0	-33.84	Peak	191.00	200	Horizontal	Pass
1**	1447.900	28.49	-16.52	54.0	-25.51	AV	191.00	200	Horizontal	Pass
2	3813.500	52.75	-5.18	74.0	-21.25	Peak	164.00	150	Horizontal	Pass
2**	3813.500	50.69	-5.18	54.0	-3.31	AV	164.00	150	Horizontal	Pass
3	5718.250	107.39	-1.26	--	--	Peak	237.00	100	Horizontal	N/A
3**	5718.250	99.23	-1.26	--	--	AV	237.00	100	Horizontal	N/A
4	7477.750	53.54	1.50	74.0	-20.46	Peak	302.00	100	Horizontal	Pass
4**	7477.750	45.09	1.50	54.0	-8.91	AV	302.00	100	Horizontal	Pass
5	11126.213	51.27	-0.98	74.0	-22.73	Peak	47.00	200	Horizontal	Pass
5**	11126.213	43.12	-0.98	54.0	-10.88	AV	47.00	200	Horizontal	Pass
6	16184.025	52.45	0.01	74.0	-21.55	Peak	112.00	100	Horizontal	Pass
6**	16184.025	43.64	0.01	54.0	-10.36	AV	112.00	100	Horizontal	Pass

11a20, U-NII-2C&U-NII-3, 1 GHz to 18 GHz, 144 Channel, ANT V

No.	Frequency (MHz)	Results (dBuV/m)	Factor (dB)	Limit (dBuV/m)	Over Limit (dB)	Detector	Table (Degree)	Height (cm)	Antenna	Verdict
1	1611.900	39.70	-16.56	74.0	-34.30	Peak	308.00	150	Vertical	Pass
1**	1611.900	29.18	-16.56	54.0	-24.82	AV	308.00	150	Vertical	Pass
2	4208.250	48.32	-4.62	74.0	-25.68	Peak	360.00	200	Vertical	Pass
2**	4208.250	38.09	-4.62	54.0	-15.91	AV	360.00	200	Vertical	Pass
3	5722.500	100.87	-1.58	--	--	Peak	152.00	150	Vertical	N/A
3**	5722.500	92.53	-1.58	--	--	AV	152.00	150	Vertical	N/A
4	7516.500	54.63	2.04	74.0	-19.37	Peak	309.00	200	Vertical	Pass
4**	7516.500	44.78	2.04	54.0	-9.22	AV	309.00	200	Vertical	Pass
5	10787.775	51.63	-2.69	74.0	-22.37	Peak	320.00	150	Vertical	Pass
5**	10787.775	42.27	-2.69	54.0	-11.73	AV	320.00	150	Vertical	Pass
6	16112.888	52.15	-0.11	74.0	-21.85	Peak	100.00	200	Vertical	Pass
6**	16112.888	42.33	-0.11	54.0	-11.67	AV	100.00	200	Vertical	Pass

11ac40, U-NII-2C&U-NII-3,1 GHz to 18 GHz, 142 Channel, ANT H

No.	Frequency (MHz)	Results (dBuV/m)	Factor (dB)	Limit (dBuV/m)	Over Limit (dB)	Detector	Table (Degree)	Height (cm)	Antenna	Verdict
1	1580.900	40.38	-16.66	74.0	-33.62	Peak	165.00	400	Horizontal	Pass
1**	1580.900	29.18	-16.66	54.0	-24.82	AV	165.00	400	Horizontal	Pass
2	3807.000	52.36	-4.93	74.0	-21.64	Peak	168.00	300	Horizontal	Pass
2**	3807.000	50.29	-4.93	54.0	-3.71	AV	168.00	300	Horizontal	Pass
3	5712.000	105.34	-1.69	--	--	Peak	241.00	100	Horizontal	N/A
3**	5712.000	96.77	-1.69	--	--	AV	241.00	100	Horizontal	N/A
4	7491.250	54.41	1.25	74.0	-19.59	Peak	159.00	300	Horizontal	Pass
4**	7491.250	44.18	1.25	54.0	-9.82	AV	159.00	300	Horizontal	Pass
5	11126.688	51.42	-0.98	74.0	-22.58	Peak	245.00	100	Horizontal	Pass
5**	11126.688	43.24	-0.98	54.0	-10.76	AV	245.00	100	Horizontal	Pass
6	16190.063	52.48	0.16	74.0	-21.52	Peak	96.00	400	Horizontal	Pass
6**	16190.063	44.45	0.16	54.0	-9.55	AV	96.00	400	Horizontal	Pass

11ac40, U-NII-2C&U-NII-3, 1 GHz to 18 GHz, 142 Channel, ANT V

No.	Frequency (MHz)	Results (dBuV/m)	Factor (dB)	Limit (dBuV/m)	Over Limit (dB)	Detector	Table (Degree)	Height (cm)	Antenna	Verdict
1	1452.700	42.77	-16.69	74.0	-31.23	Peak	191.00	300	Vertical	Pass
1**	1452.700	28.77	-16.69	54.0	-25.23	AV	191.00	300	Vertical	Pass
2	3806.250	47.95	-4.94	74.0	-26.05	Peak	304.00	300	Vertical	Pass
2**	3806.250	38.61	-4.94	54.0	-15.39	AV	304.00	300	Vertical	Pass
3	5712.500	98.61	-1.64	--	--	Peak	159.00	150	Vertical	N/A
3**	5712.500	91.57	-1.64	--	--	AV	159.00	150	Vertical	N/A
4	7384.750	53.74	0.72	74.0	-20.26	Peak	71.00	200	Vertical	Pass
4**	7384.750	44.54	0.72	54.0	-9.46	AV	71.00	200	Vertical	Pass
5	11145.450	52.04	-0.95	74.0	-21.96	Peak	33.00	200	Vertical	Pass
5**	11145.450	42.39	-0.95	54.0	-11.61	AV	33.00	200	Vertical	Pass
6	16097.138	51.69	0.06	74.0	-22.31	Peak	249.00	100	Vertical	Pass
6**	16097.138	42.58	0.06	54.0	-11.42	AV	249.00	100	Vertical	Pass

11ac80, U-NII-2C&U-NII-3,1 GHz to 18 GHz, 138 Channel, ANT H

No.	Frequency (MHz)	Results (dBuV/m)	Factor (dB)	Limit (dBuV/m)	Over Limit (dB)	Detector	Table (Degree)	Height (cm)	Antenna	Verdict
1	1442.700	42.38	-16.44	74.0	-31.62	Peak	171.00	200	Horizontal	Pass
1**	1442.700	29.12	-16.44	54.0	-24.88	AV	171.00	200	Horizontal	Pass
2	3793.250	48.96	-5.47	74.0	-25.04	Peak	179.00	100	Horizontal	Pass
2**	3793.250	43.93	-5.47	54.0	-10.07	AV	179.00	100	Horizontal	Pass
3	5692.250	86.75	-1.59	--	--	Peak	232.00	150	Horizontal	N/A
3**	5692.250	77.76	-1.59	--	--	AV	232.00	150	Horizontal	N/A
4	7472.750	53.96	1.87	74.0	-20.04	Peak	179.00	400	Horizontal	Pass
4**	7472.750	44.51	1.87	54.0	-9.49	AV	179.00	400	Horizontal	Pass
5	11814.963	51.62	-1.46	74.0	-22.38	Peak	360.00	200	Horizontal	Pass
5**	11814.963	41.73	-1.46	54.0	-12.27	AV	360.00	200	Horizontal	Pass
6	16195.838	52.57	0.30	74.0	-21.43	Peak	237.00	100	Horizontal	Pass
6**	16195.838	43.50	0.30	54.0	-10.50	AV	237.00	100	Horizontal	Pass

11ac80, U-NII-2C&U-NII-3, 1 GHz to 18 GHz, 138 Channel, ANT V

No.	Frequency (MHz)	Results (dBuV/m)	Factor (dB)	Limit (dBuV/m)	Over Limit (dB)	Detector	Table (Degree)	Height (cm)	Antenna	Verdict
1	1486.300	38.15	-16.61	74.0	-35.85	Peak	338.00	300	Vertical	Pass
1**	1486.300	28.77	-16.61	54.0	-25.23	AV	338.00	300	Vertical	Pass
2	4246.750	47.52	-4.35	74.0	-26.48	Peak	276.00	400	Vertical	Pass
2**	4246.750	38.49	-4.35	54.0	-15.51	AV	276.00	400	Vertical	Pass
3	5685.500	81.06	-1.44	--	--	Peak	150.00	200	Vertical	N/A
3**	5685.500	74.76	-1.44	--	--	AV	150.00	200	Vertical	N/A
4	7487.750	54.52	1.44	74.0	-19.48	Peak	132.00	300	Vertical	Pass
4**	7487.750	45.43	1.44	54.0	-8.57	AV	132.00	300	Vertical	Pass
5	11799.763	51.27	-1.63	74.0	-22.73	Peak	269.00	200	Vertical	Pass
5**	11799.763	41.92	-1.63	54.0	-12.08	AV	269.00	200	Vertical	Pass
6	16184.287	52.55	0.01	74.0	-21.45	Peak	198.00	400	Vertical	Pass
6**	16184.287	43.39	0.01	54.0	-10.61	AV	198.00	400	Vertical	Pass

A.6.2 Band Edge (Restricted-band)

Test Band	Mode	Channel	Verdict
U-NII-1	802.11a	Low	Pass
		High	Pass
	802.11n(HT20)	Low	Pass
		High	Pass
	802.11n(HT40)	Low	Pass
		High	Pass
	802.11ac(VHT20)	Low	Pass
		High	Pass
	802.11ac(VHT40)	Low	Pass
		High	Pass
	802.11ac(VHT80)	Middle	Pass
U-NII-2A	802.11a	Low	Pass
		High	Pass
	802.11n(HT20)	Low	Pass
		High	Pass
	802.11n(HT40)	Low	Pass
		High	Pass
	802.11ac(VHT20)	Low	Pass
		High	Pass
	802.11ac(VHT40)	Low	Pass
		High	Pass
	802.11ac(VHT80)	Middle	Pass
U-NII-2C	802.11a	Low	Pass
		High	Pass
	802.11n(HT20)	Low	Pass
		High	Pass
	802.11n(HT40)	Low	Pass
		High	Pass
	802.11ac(VHT20)	Low	Pass
		High	Pass
	802.11ac(VHT40)	Low	Pass
		High	Pass
	802.11ac(VHT80)	Low	Pass
		High	Pass
U-NII-3	802.11a	Low	Pass
		High	Pass
	802.11n(HT20)	Low	Pass
		High	Pass
	802.11n(HT40)	Low	Pass
		High	Pass

	802.11ac(VHT20)	Low	Pass
		High	Pass
	802.11ac(VHT40)	Low	Pass
		High	Pass
	802.11ac(VHT80)	Middle	Pass

Test Band	Mode	Channel	Verdict
U-NII-2C & U-NII-3	802.11a	144	Pass
	802.11n(HT20)	144	Pass
	802.11n(HT40)	142	Pass
	802.11ac(VHT20)	144	Pass
	802.11ac(VHT40)	142	Pass
	802.11ac(VHT80)	138	Pass

Test Data and Plots

U-NII-1 11a CH36

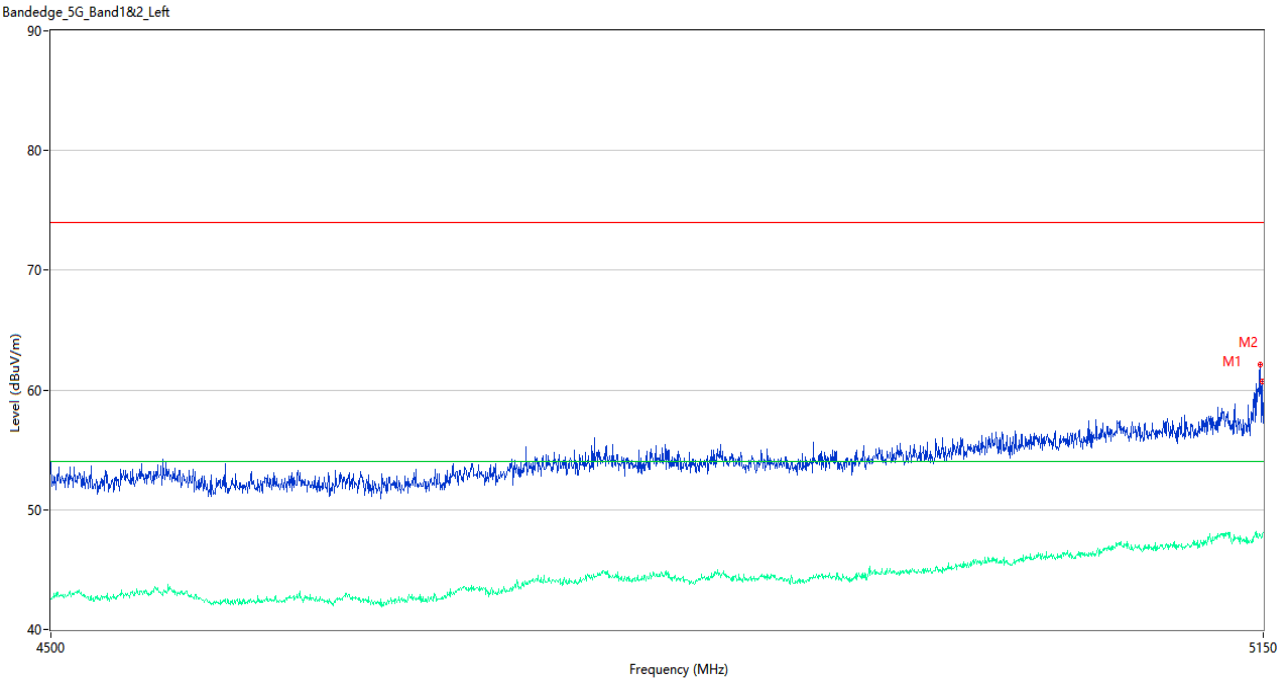

No.	Frequency (MHz)	Results (dBuV/m)	Factor (dB)	Limit (dBuV/m)	Over Limit (dB)	Detector	Table (Degree)	Height (cm)	Antenna	Verdict
1	5148.050	62.09	4.07	74.0	-11.91	Peak	238.00	100	Horizontal	Pass
1**	5148.050	47.87	4.07	54.0	-6.13	AV	238.00	100	Horizontal	Pass
2	5149.675	60.70	4.06	74.0	-13.30	Peak	192.00	100	Horizontal	Pass
2**	5149.675	48.00	4.06	54.0	-6.00	AV	192.00	100	Horizontal	Pass

U-NII-1 11a CH48

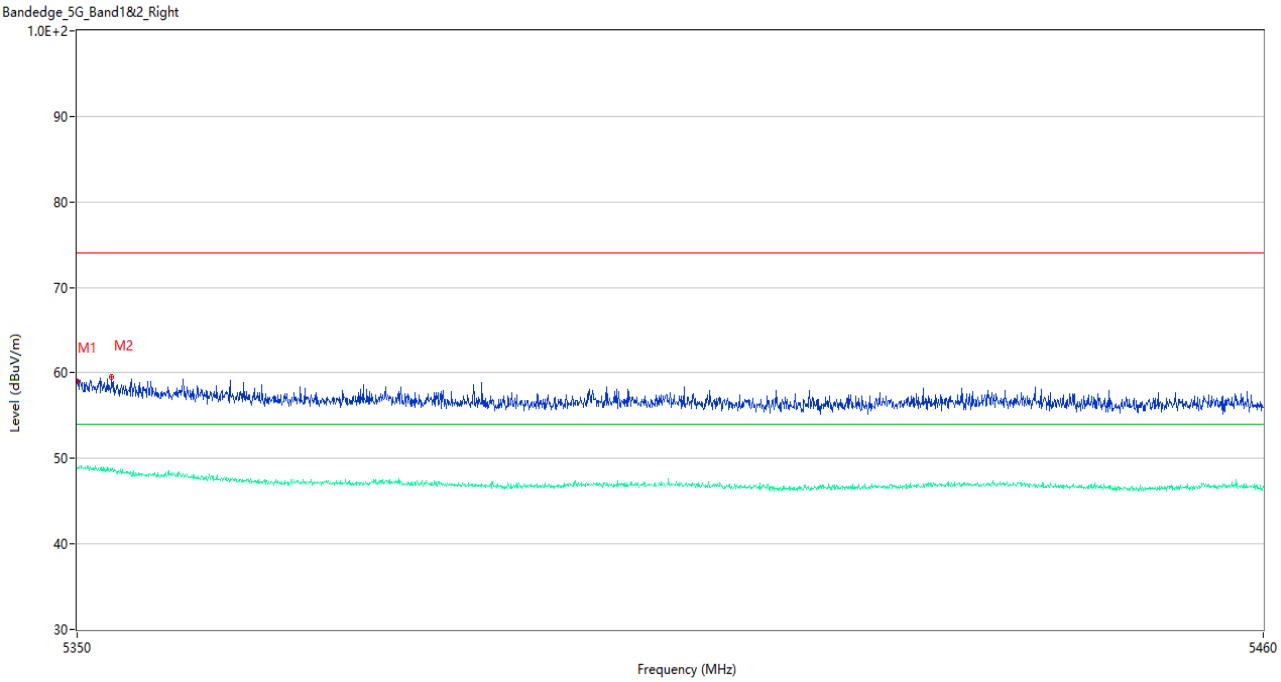

No.	Frequency (MHz)	Results (dBuV/m)	Factor (dB)	Limit (dBuV/m)	Over Limit (dB)	Detector	Table (Degree)	Height (cm)	Antenna	Verdict
1	5350.000	59.01	5.11	74.0	-14.99	Peak	23.00	200	Horizontal	Pass
1**	5350.000	48.86	5.11	54.0	-5.14	AV	23.00	200	Horizontal	Pass
2	5353.190	59.52	4.84	74.0	-14.48	Peak	268.00	200	Horizontal	Pass
2**	5353.190	48.61	4.84	54.0	-5.39	AV	268.00	200	Horizontal	Pass

U-NII-1 11n20 CH36

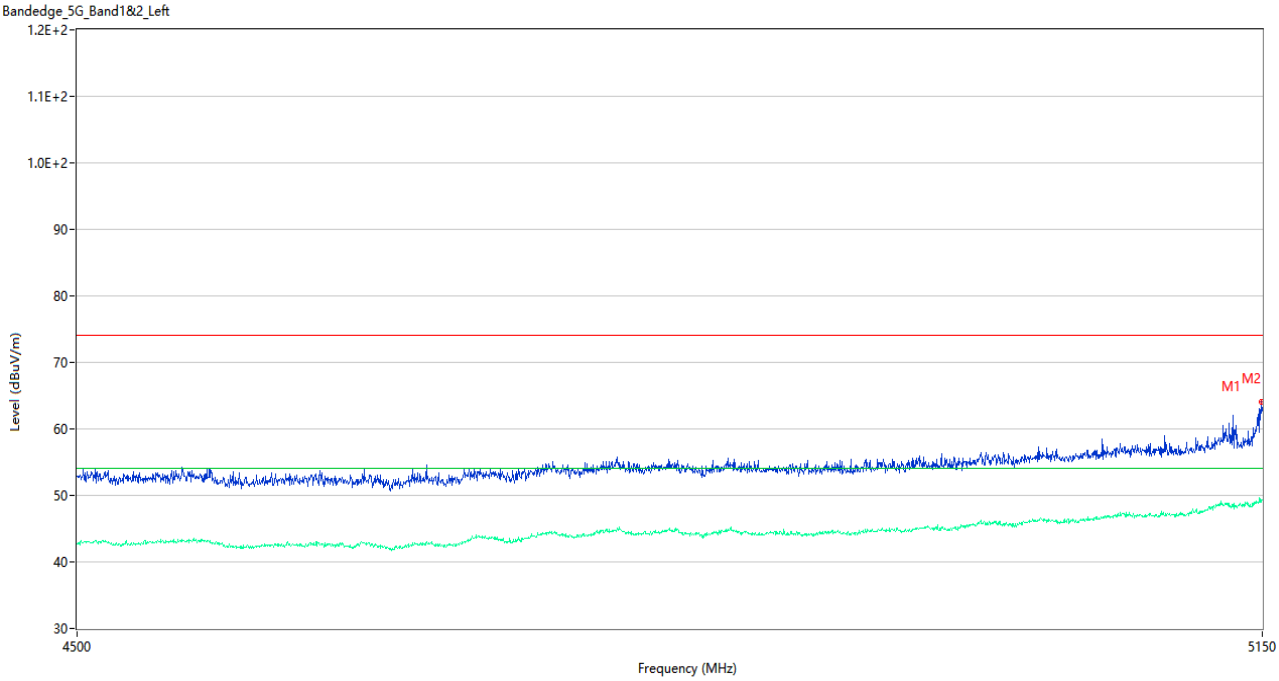

No.	Frequency (MHz)	Results (dBuV/m)	Factor (dB)	Limit (dBuV/m)	Over Limit (dB)	Detector	Table (Degree)	Height (cm)	Antenna	Verdict
1	5149.675	64.05	4.06	74.0	-9.95	Peak	349.00	200	Horizontal	Pass
1**	5149.675	49.00	4.06	54.0	-5.00	AV	349.00	200	Horizontal	Pass
2	5149.675	64.05	4.06	74.0	-9.95	Peak	349.00	100	Horizontal	Pass
2**	5149.675	49.00	4.06	54.0	-5.00	AV	349.00	100	Horizontal	Pass

U-NII-1 11n20 CH48

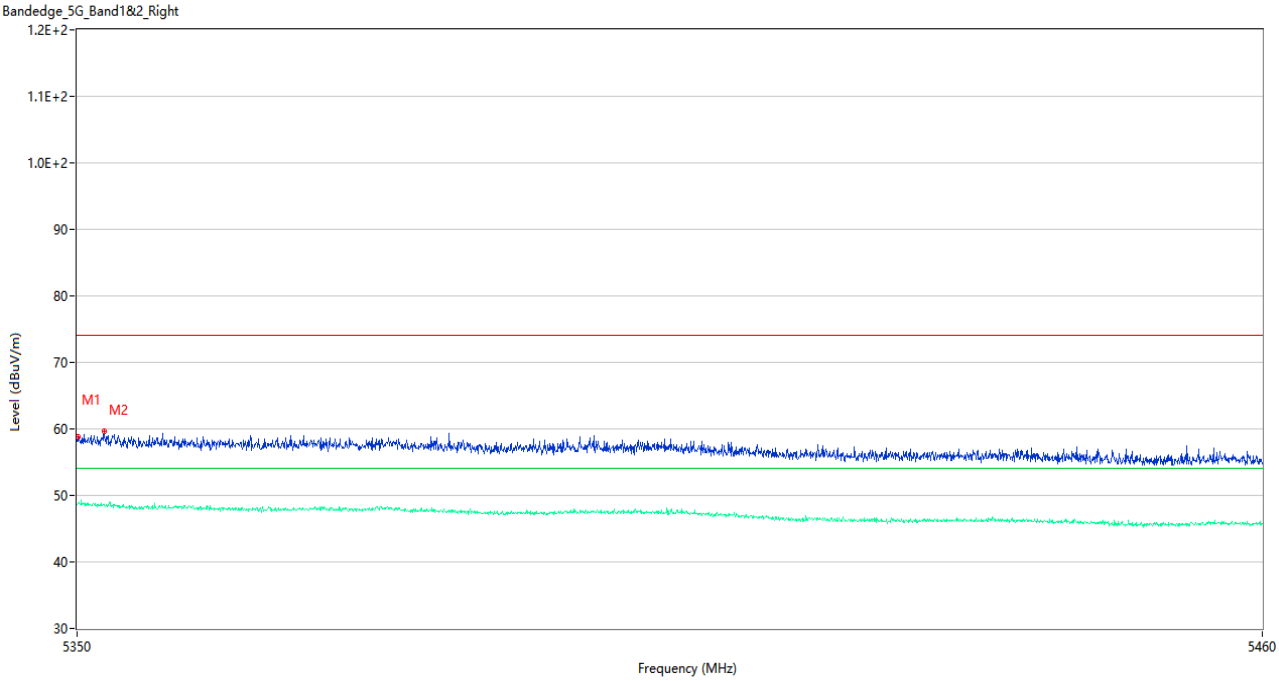

No.	Frequency (MHz)	Results (dBuV/m)	Factor (dB)	Limit (dBuV/m)	Over Limit (dB)	Detector	Table (Degree)	Height (cm)	Antenna	Verdict
1	5350.055	58.77	5.10	74.0	-15.23	Peak	234.00	200	Horizontal	Pass
1**	5350.055	48.74	5.10	54.0	-5.26	AV	234.00	200	Horizontal	Pass
2	5352.475	59.67	4.91	74.0	-14.33	Peak	360.00	150	Horizontal	Pass
2**	5352.475	48.67	4.91	54.0	-5.33	AV	360.00	150	Horizontal	Pass

U-NII-1 11n40 CH38

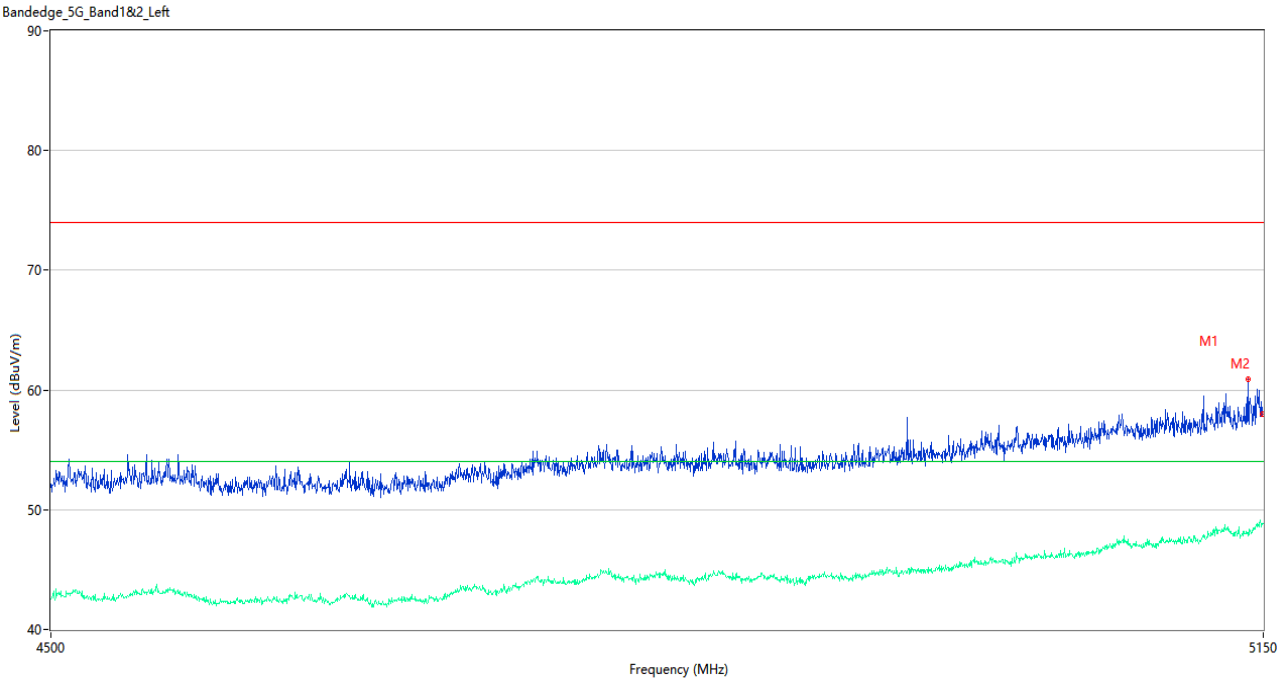

No.	Frequency (MHz)	Results (dBuV/m)	Factor (dB)	Limit (dBuV/m)	Over Limit (dB)	Detector	Table (Degree)	Height (cm)	Antenna	Verdict
1	5141.225	60.91	3.79	74.0	-13.09	Peak	247.00	100	Horizontal	Pass
1**	5141.225	48.09	3.79	54.0	-5.91	AV	247.00	100	Horizontal	Pass
2	5149.675	57.98	4.06	74.0	-16.02	Peak	214.00	150	Horizontal	Pass
2**	5149.675	48.85	4.06	54.0	-5.15	AV	214.00	150	Horizontal	Pass

U-NII-1 11n40 CH46

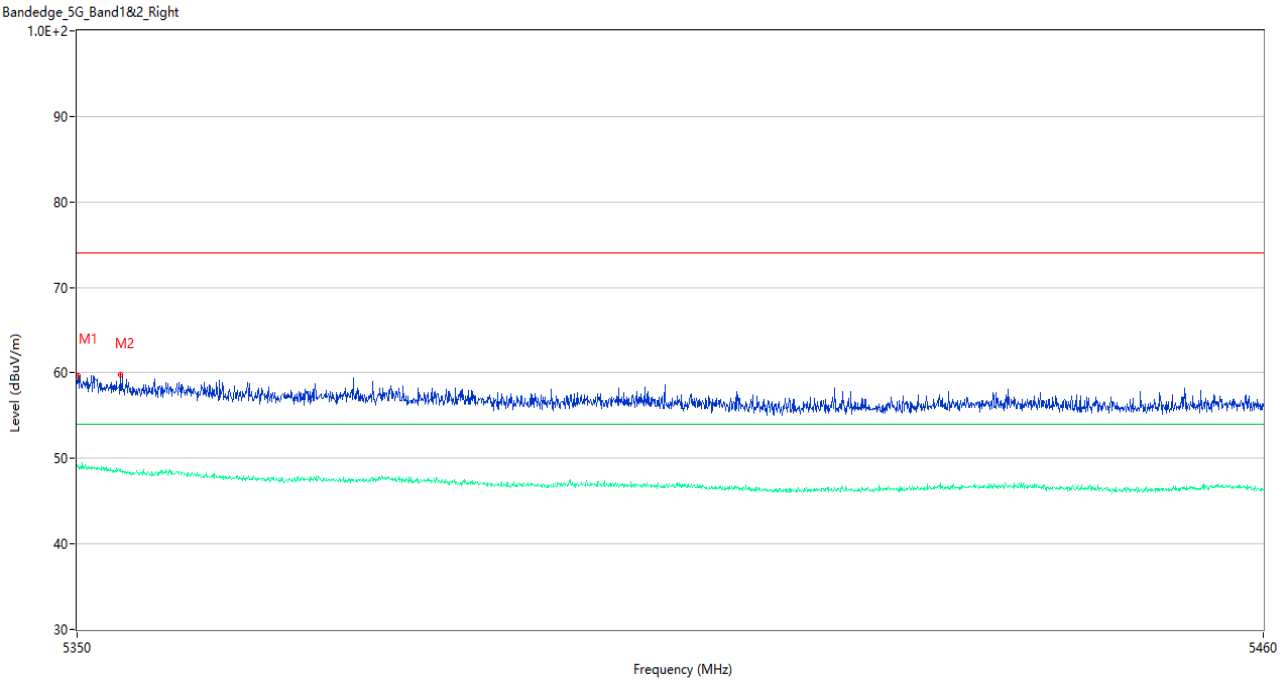

No.	Frequency (MHz)	Results (dBuV/m)	Factor (dB)	Limit (dBuV/m)	Over Limit (dB)	Detector	Table (Degree)	Height (cm)	Antenna	Verdict
1	5350.055	59.60	5.10	74.0	-14.40	Peak	137.00	150	Horizontal	Pass
1**	5350.055	48.92	5.10	54.0	-5.08	AV	137.00	150	Horizontal	Pass
2	5353.960	59.80	4.73	74.0	-14.20	Peak	360.00	100	Horizontal	Pass
2**	5353.960	48.50	4.73	54.0	-5.50	AV	360.00	100	Horizontal	Pass

U-NII-1 11ac20 CH36

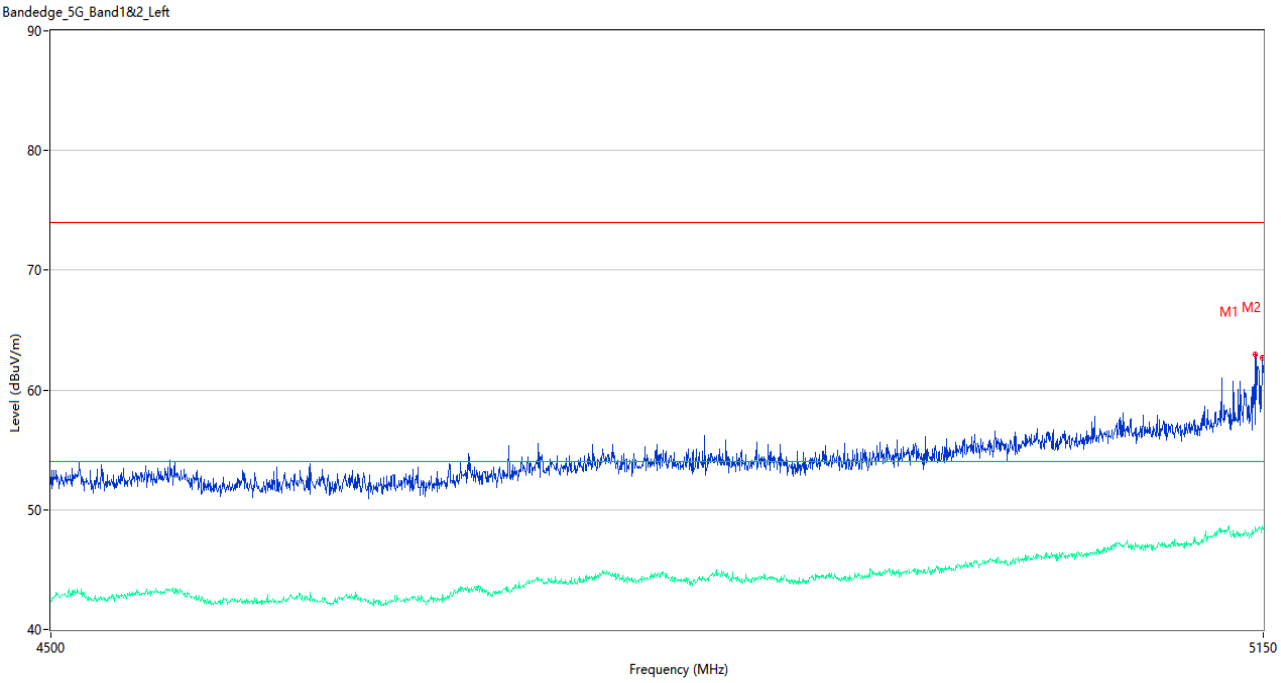

No.	Frequency (MHz)	Results (dBuV/m)	Factor (dB)	Limit (dBuV/m)	Over Limit (dB)	Detector	Table (Degree)	Height (cm)	Antenna	Verdict
1	5145.450	62.96	4.00	74.0	-11.04	Peak	265.00	200	Horizontal	Pass
1**	5145.450	48.58	4.00	54.0	-5.42	AV	265.00	200	Horizontal	Pass
2	5149.675	62.67	4.06	74.0	-11.33	Peak	244.00	200	Horizontal	Pass
2**	5149.675	48.66	4.06	54.0	-5.34	AV	244.00	200	Horizontal	Pass

U-NII-1 11ac20 CH48

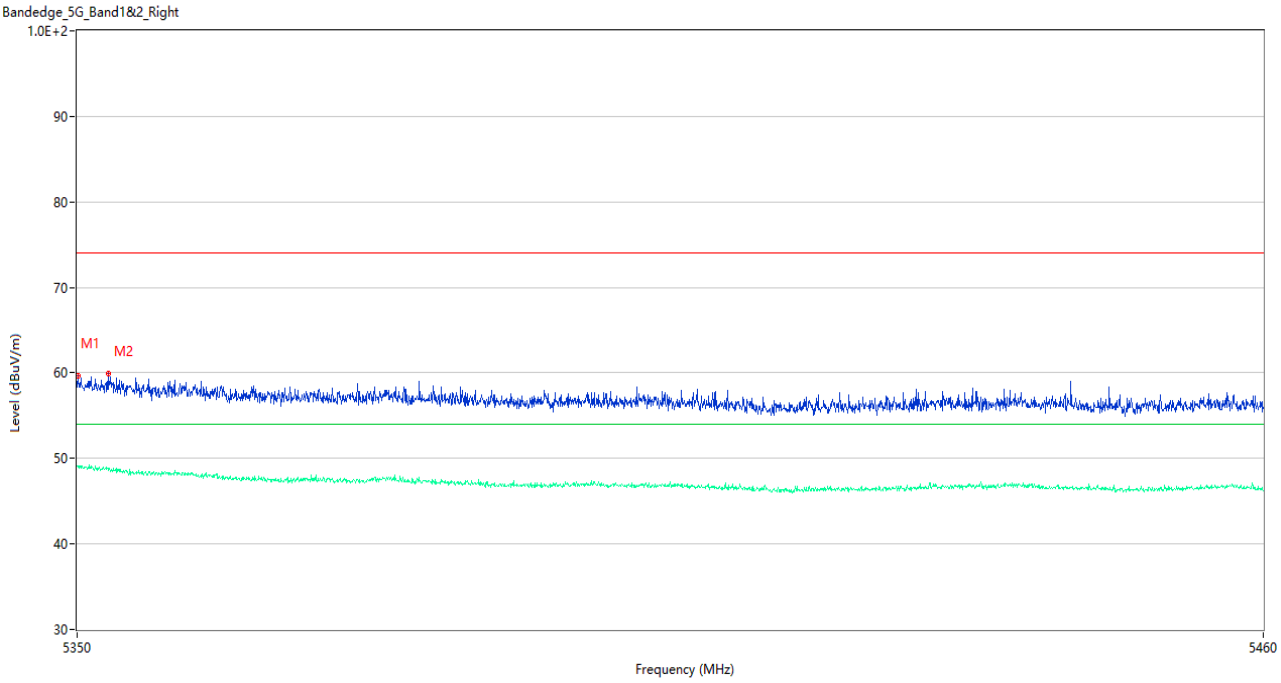

No.	Frequency (MHz)	Results (dBuV/m)	Factor (dB)	Limit (dBuV/m)	Over Limit (dB)	Detector	Table (Degree)	Height (cm)	Antenna	Verdict
1	5350.055	59.66	5.10	74.0	-14.34	Peak	68.00	100	Horizontal	Pass
1**	5350.055	48.99	5.10	54.0	-5.01	AV	68.00	100	Horizontal	Pass
2	5352.860	59.87	4.89	74.0	-14.13	Peak	259.00	200	Horizontal	Pass
2**	5352.860	48.82	4.89	54.0	-5.18	AV	259.00	200	Horizontal	Pass

U-NII-1 11ac40 CH38

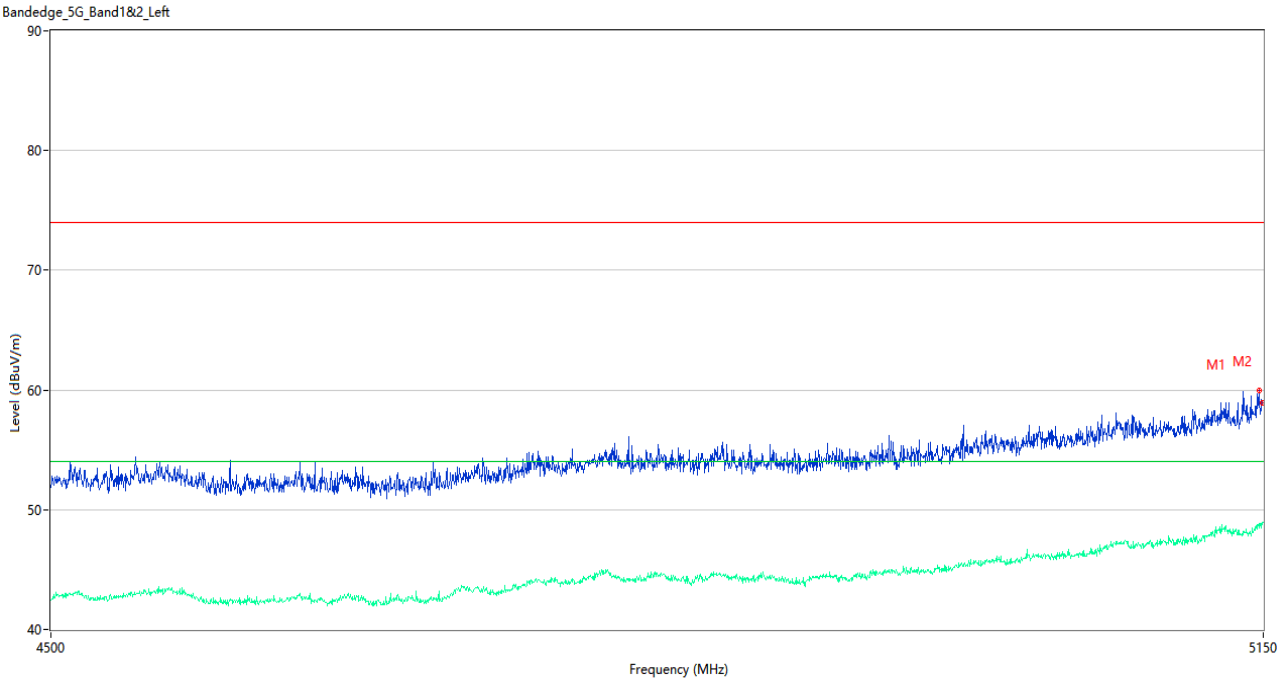

No.	Frequency (MHz)	Results (dBuV/m)	Factor (dB)	Limit (dBuV/m)	Over Limit (dB)	Detector	Table (Degree)	Height (cm)	Antenna	Verdict
1	5147.400	59.93	4.11	74.0	-14.07	Peak	226.00	200	Horizontal	Pass
1**	5147.400	48.82	4.11	54.0	-5.18	AV	226.00	200	Horizontal	Pass
2	5149.675	58.91	4.06	74.0	-15.09	Peak	214.00	100	Horizontal	Pass
2**	5149.675	48.95	4.06	54.0	-5.05	AV	214.00	100	Horizontal	Pass

U-NII-1 11ac40 CH46

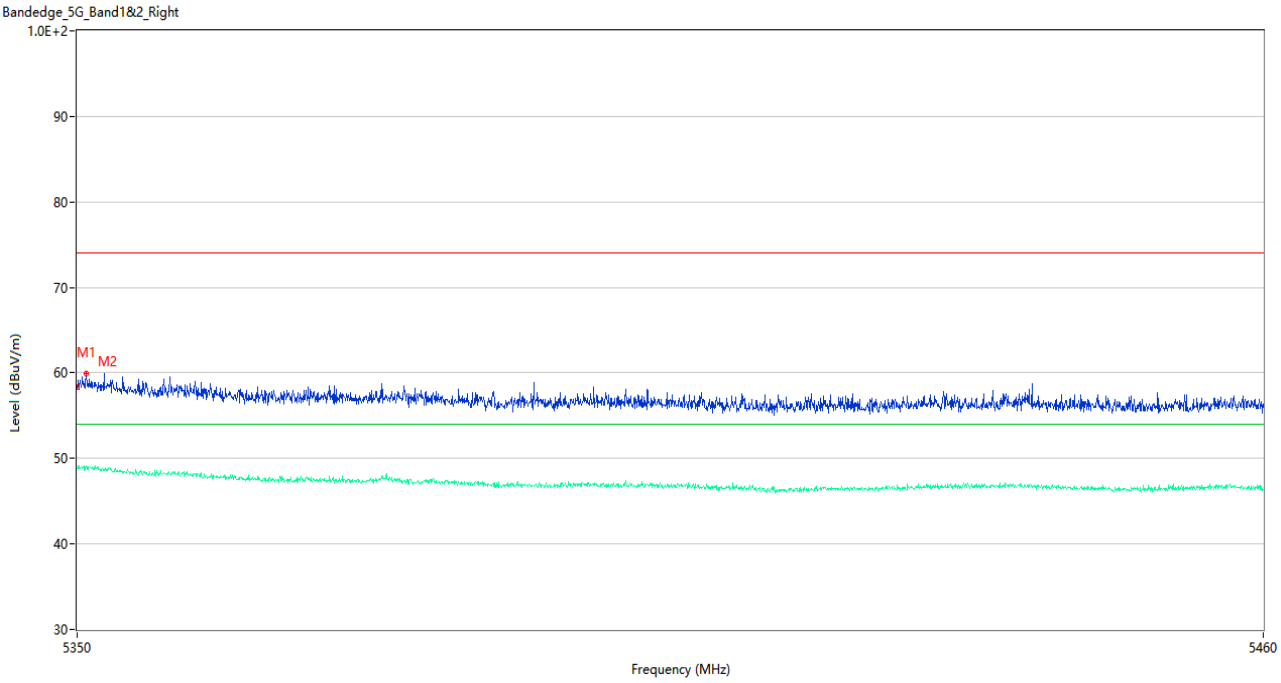

No.	Frequency (MHz)	Results (dBuV/m)	Factor (dB)	Limit (dBuV/m)	Over Limit (dB)	Detector	Table (Degree)	Height (cm)	Antenna	Verdict
1	5350.000	58.41	5.11	74.0	-15.59	Peak	81.00	200	Horizontal	Pass
1**	5350.000	48.86	5.11	54.0	-5.14	AV	81.00	200	Horizontal	Pass
2	5350.825	59.88	5.01	74.0	-14.12	Peak	158.00	100	Horizontal	Pass
2**	5350.825	49.18	5.01	54.0	-4.82	AV	158.00	100	Horizontal	Pass

U-NII-1 11ac80 CH42

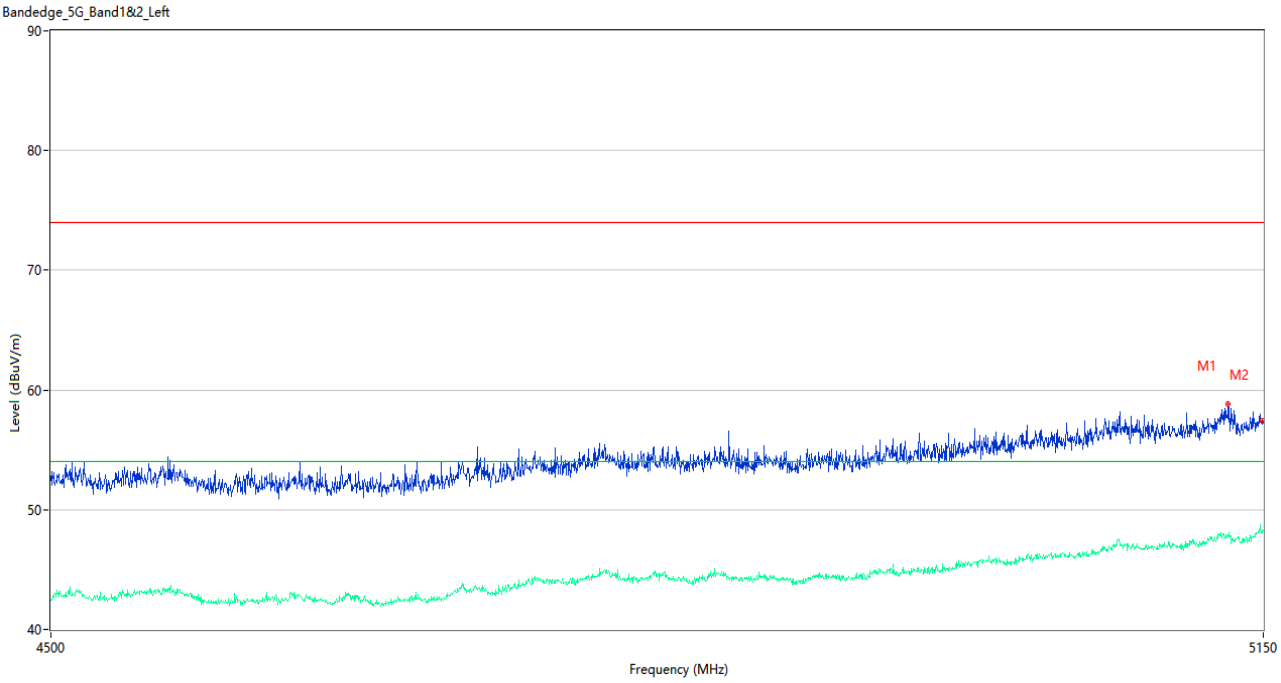

No.	Frequency (MHz)	Results (dBuV/m)	Factor (dB)	Limit (dBuV/m)	Over Limit (dB)	Detector	Table (Degree)	Height (cm)	Antenna	Verdict
1	5129.850	58.83	4.48	74.0	-15.17	Peak	253.00	150	Horizontal	Pass
1**	5129.850	47.75	4.48	54.0	-6.25	AV	253.00	150	Horizontal	Pass
2	5149.675	57.43	4.06	74.0	-16.57	Peak	244.00	200	Horizontal	Pass
2**	5149.675	48.27	4.06	54.0	-5.73	AV	244.00	200	Horizontal	Pass

U-NII-1 11ac80 CH42

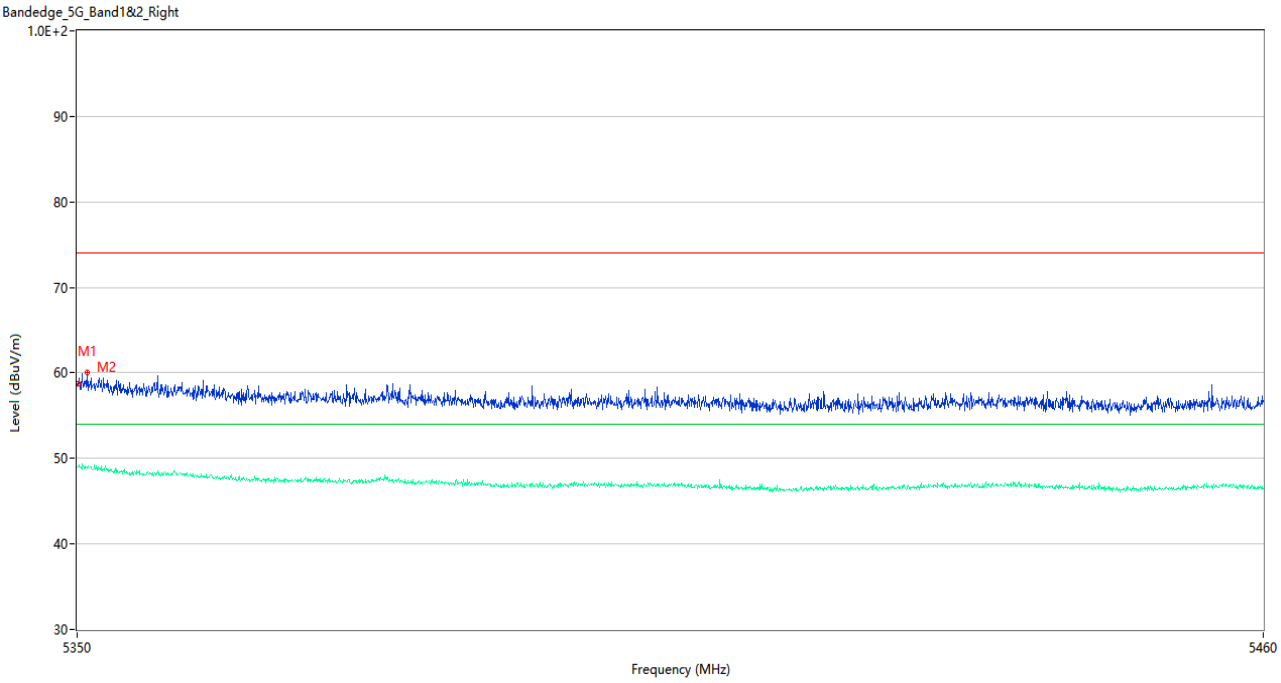

No.	Frequency (MHz)	Results (dBuV/m)	Factor (dB)	Limit (dBuV/m)	Over Limit (dB)	Detector	Table (Degree)	Height (cm)	Antenna	Verdict
1	5350.055	58.80	5.10	74.0	-15.20	Peak	194.00	150	Horizontal	Pass
1**	5350.055	49.05	5.10	54.0	-4.95	AV	194.00	150	Horizontal	Pass
2	5350.880	60.08	5.00	74.0	-13.92	Peak	313.00	100	Horizontal	Pass
2**	5350.880	48.92	5.00	54.0	-5.08	AV	313.00	100	Horizontal	Pass

U-NII-2A 11a CH52

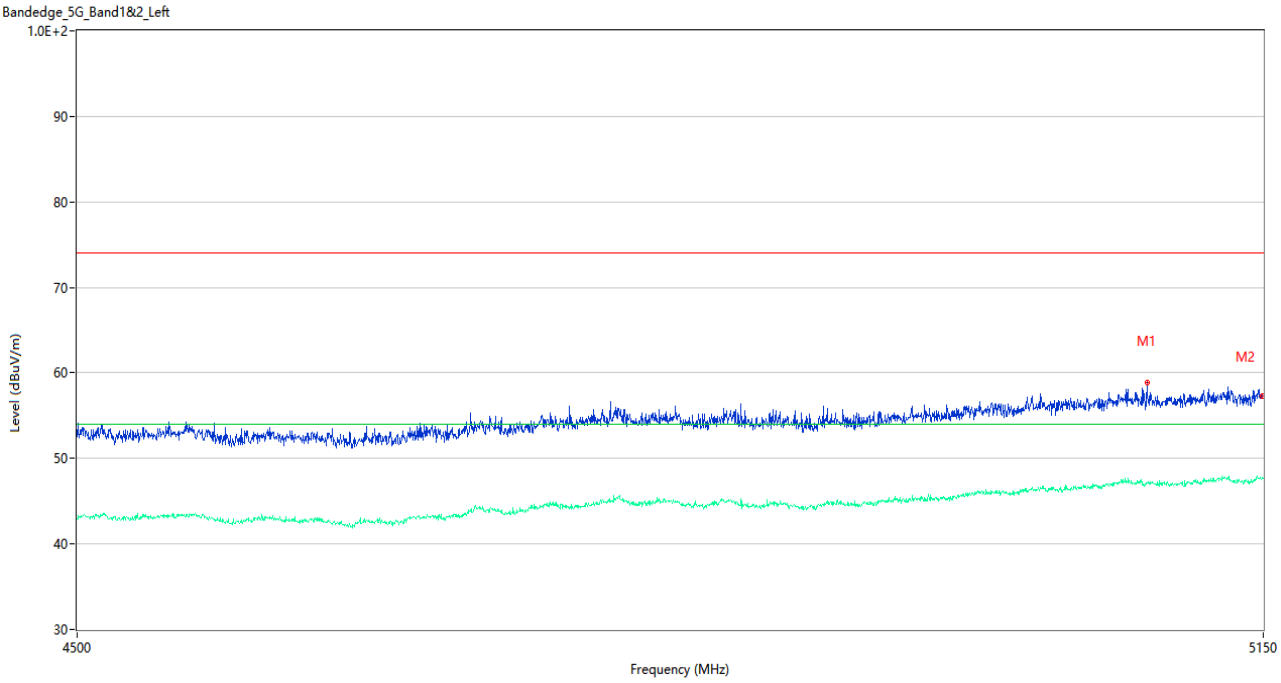

No.	Frequency (MHz)	Results (dBuV/m)	Factor (dB)	Limit (dBuV/m)	Over Limit (dB)	Detector	Table (Degree)	Height (cm)	Antenna	Verdict
1	5082.400	58.81	4.13	74.0	-15.19	Peak	8.00	150	Horizontal	Pass
1**	5082.400	47.08	4.13	54.0	-6.92	AV	8.00	150	Horizontal	Pass
2	5149.675	57.34	4.06	74.0	-16.66	Peak	142.00	100	Horizontal	Pass
2**	5149.675	47.74	4.06	54.0	-6.26	AV	142.00	100	Horizontal	Pass

U-NII-2A 11a CH64

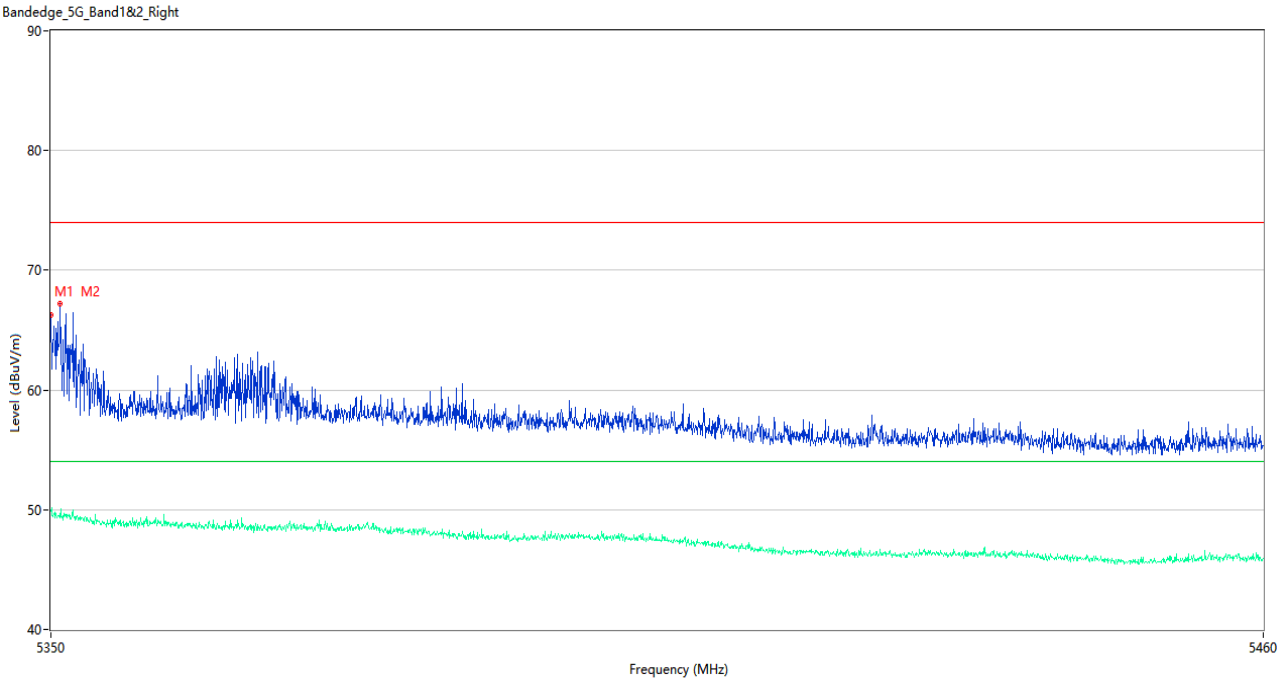

No.	Frequency (MHz)	Results (dBuV/m)	Factor (dB)	Limit (dBuV/m)	Over Limit (dB)	Detector	Table (Degree)	Height (cm)	Antenna	Verdict
1	5350.000	66.27	5.11	74.0	-7.73	Peak	242.00	100	Horizontal	Pass
1**	5350.000	49.92	5.11	54.0	-4.08	AV	242.00	100	Horizontal	Pass
2	5350.825	67.25	5.01	74.0	-6.75	Peak	197.00	100	Horizontal	Pass
2**	5350.825	49.41	5.01	54.0	-4.59	AV	197.00	100	Horizontal	Pass

U-NII-2A 11n20 CH52

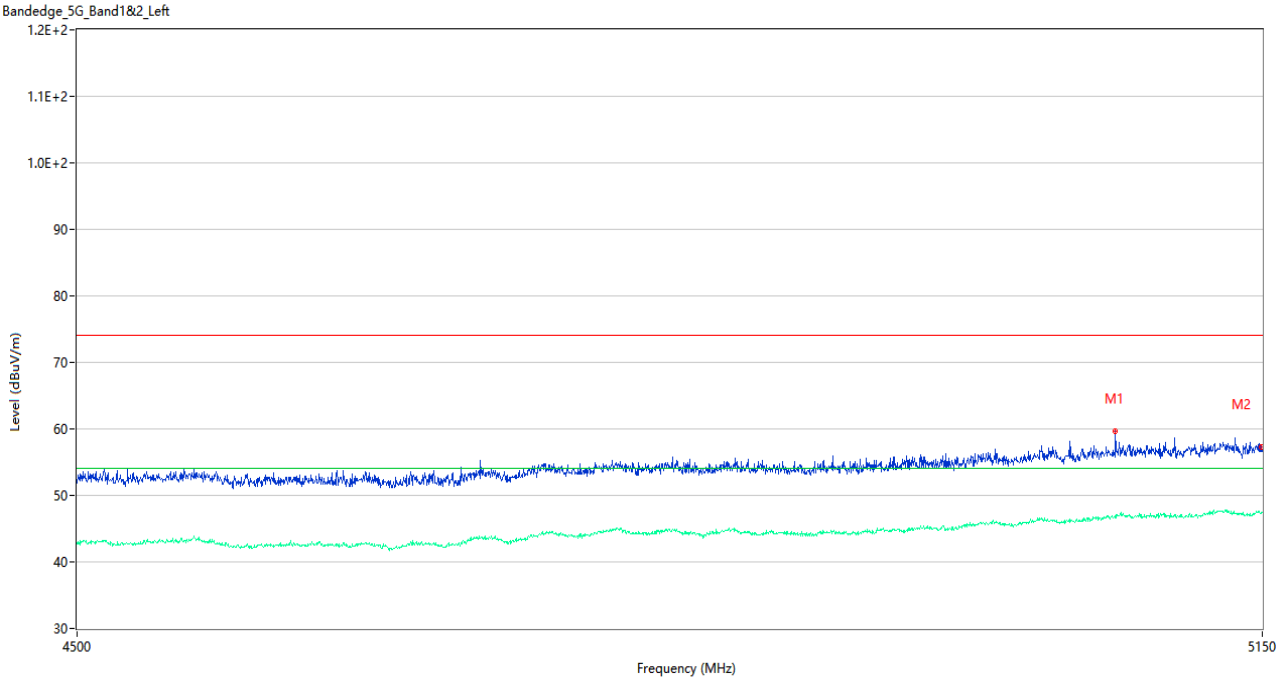

No.	Frequency (MHz)	Results (dBuV/m)	Factor (dB)	Limit (dBuV/m)	Over Limit (dB)	Detector	Table (Degree)	Height (cm)	Antenna	Verdict
1	5064.525	59.63	4.11	74.0	-14.37	Peak	125.00	150	Horizontal	Pass
1**	5064.525	46.70	4.11	54.0	-7.30	AV	125.00	150	Horizontal	Pass
2	5149.675	57.37	4.06	74.0	-16.63	Peak	6.00	150	Horizontal	Pass
2**	5149.675	47.35	4.06	54.0	-6.65	AV	6.00	150	Horizontal	Pass

U-NII-2A 11n20 CH64

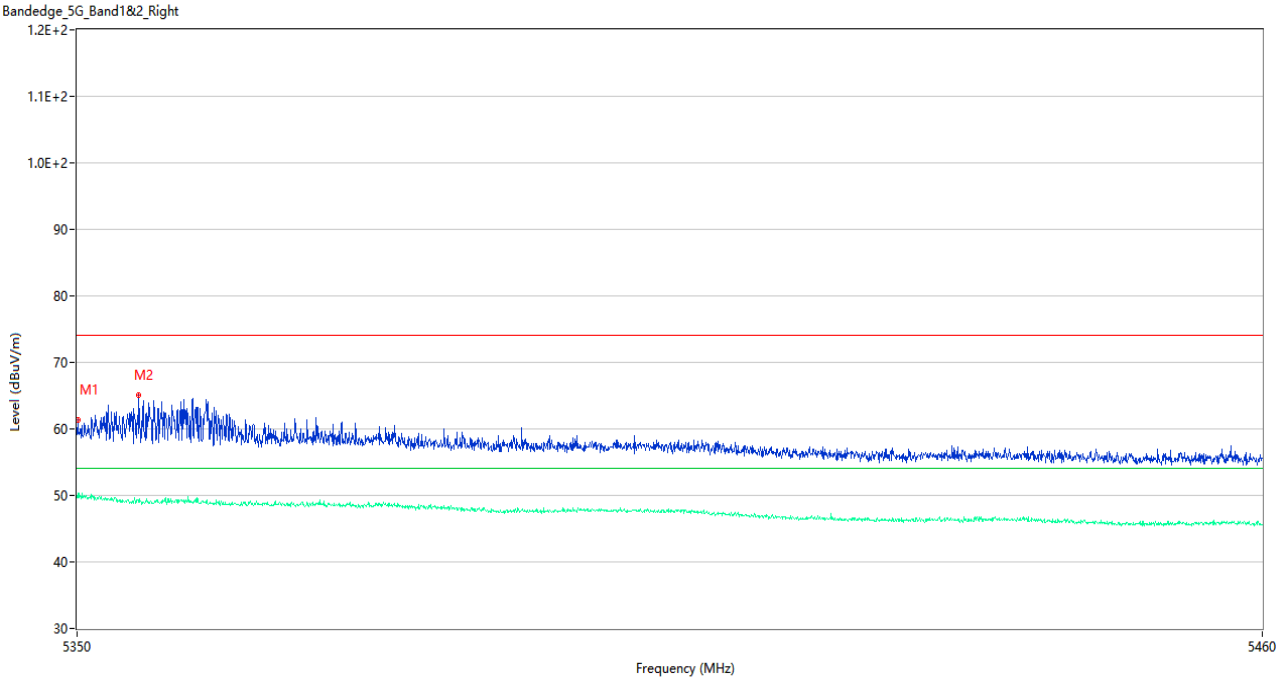

No.	Frequency (MHz)	Results (dBuV/m)	Factor (dB)	Limit (dBuV/m)	Over Limit (dB)	Detector	Table (Degree)	Height (cm)	Antenna	Verdict
1	5350.055	61.34	5.10	74.0	-12.66	Peak	358.00	150	Horizontal	Pass
1**	5350.055	50.41	5.10	54.0	-3.59	AV	358.00	150	Horizontal	Pass
2	5355.665	65.15	4.57	74.0	-8.85	Peak	336.00	200	Horizontal	Pass
2**	5355.665	48.92	4.57	54.0	-5.08	AV	336.00	200	Horizontal	Pass

U-NII-2A 11n40 CH54

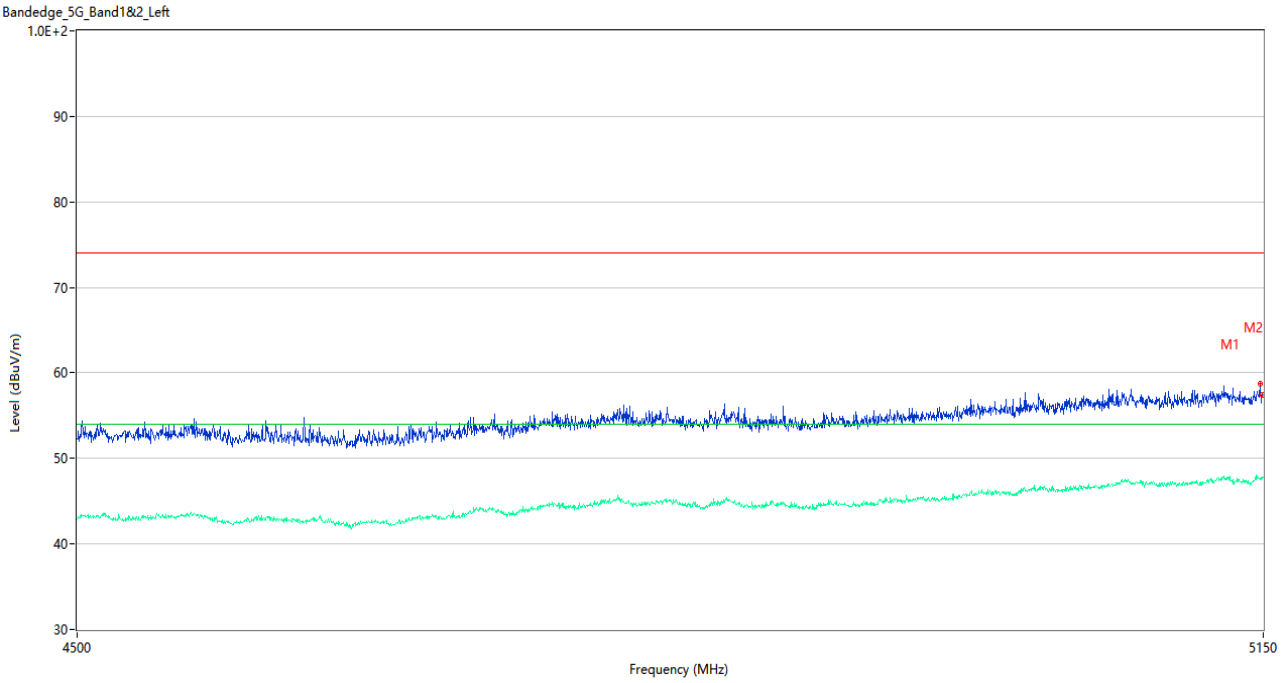

No.	Frequency (MHz)	Results (dBuV/m)	Factor (dB)	Limit (dBuV/m)	Over Limit (dB)	Detector	Table (Degree)	Height (cm)	Antenna	Verdict
1	5148.050	58.78	4.07	74.0	-15.22	Peak	203.00	200	Horizontal	Pass
1**	5148.050	47.70	4.07	54.0	-6.30	AV	203.00	200	Horizontal	Pass
2	5149.675	57.48	4.06	74.0	-16.52	Peak	260.00	100	Horizontal	Pass
2**	5149.675	47.65	4.06	54.0	-6.35	AV	260.00	100	Horizontal	Pass

U-NII-2A 11n40 CH62

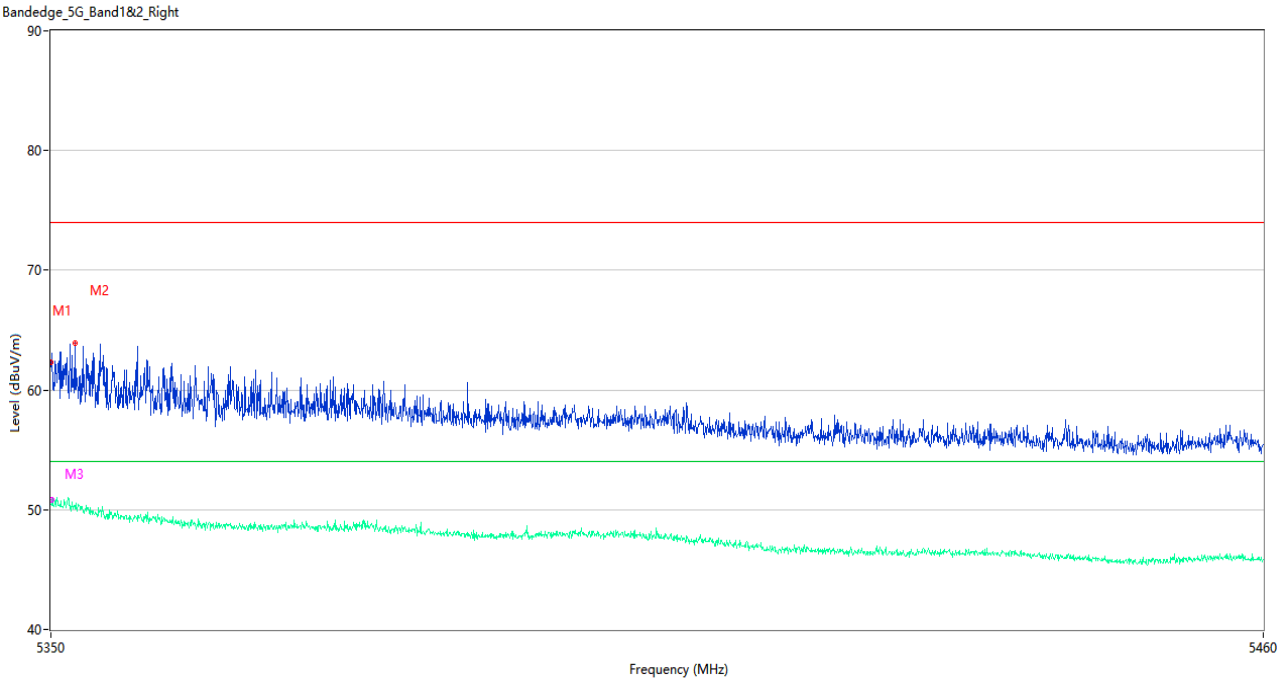

No.	Frequency (MHz)	Results (dBuV/m)	Factor (dB)	Limit (dBuV/m)	Over Limit (dB)	Detector	Table (Degree)	Height (cm)	Antenna	Verdict
1	5350.000	62.34	5.11	74.0	-11.66	Peak	180.00	200	Horizontal	Pass
1**	5350.000	50.41	5.11	54.0	-3.59	AV	180.00	200	Horizontal	Pass
2	5352.145	63.89	4.93	74.0	-10.11	Peak	246.00	200	Horizontal	Pass
2**	5352.145	50.06	4.93	54.0	-3.94	AV	246.00	200	Horizontal	Pass
3	5350.110	63.04	5.10	74.0	-10.96	Peak	189.00	150	Horizontal	Pass
3**	5350.110	50.79	5.10	54.0	-3.21	AV	189.00	150	Horizontal	Pass

U-NII-2A 11ac20 CH52

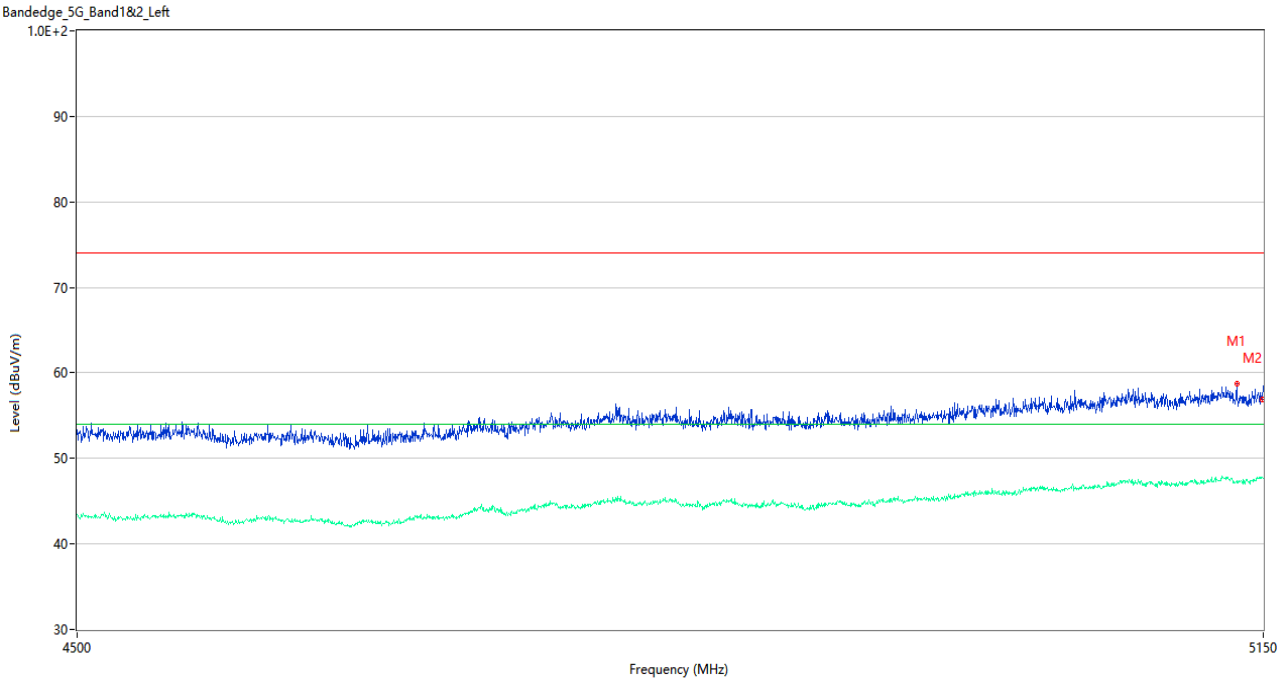

No.	Frequency (MHz)	Results (dBuV/m)	Factor (dB)	Limit (dBuV/m)	Over Limit (dB)	Detector	Table (Degree)	Height (cm)	Antenna	Verdict
1	5134.400	58.78	3.97	74.0	-15.22	Peak	65.00	100	Horizontal	Pass
1**	5134.400	47.17	3.97	54.0	-6.83	AV	65.00	100	Horizontal	Pass
2	5149.675	56.92	4.06	74.0	-17.08	Peak	69.00	200	Horizontal	Pass
2**	5149.675	47.79	4.06	54.0	-6.21	AV	69.00	200	Horizontal	Pass

U-NII-2A 11ac20 CH64

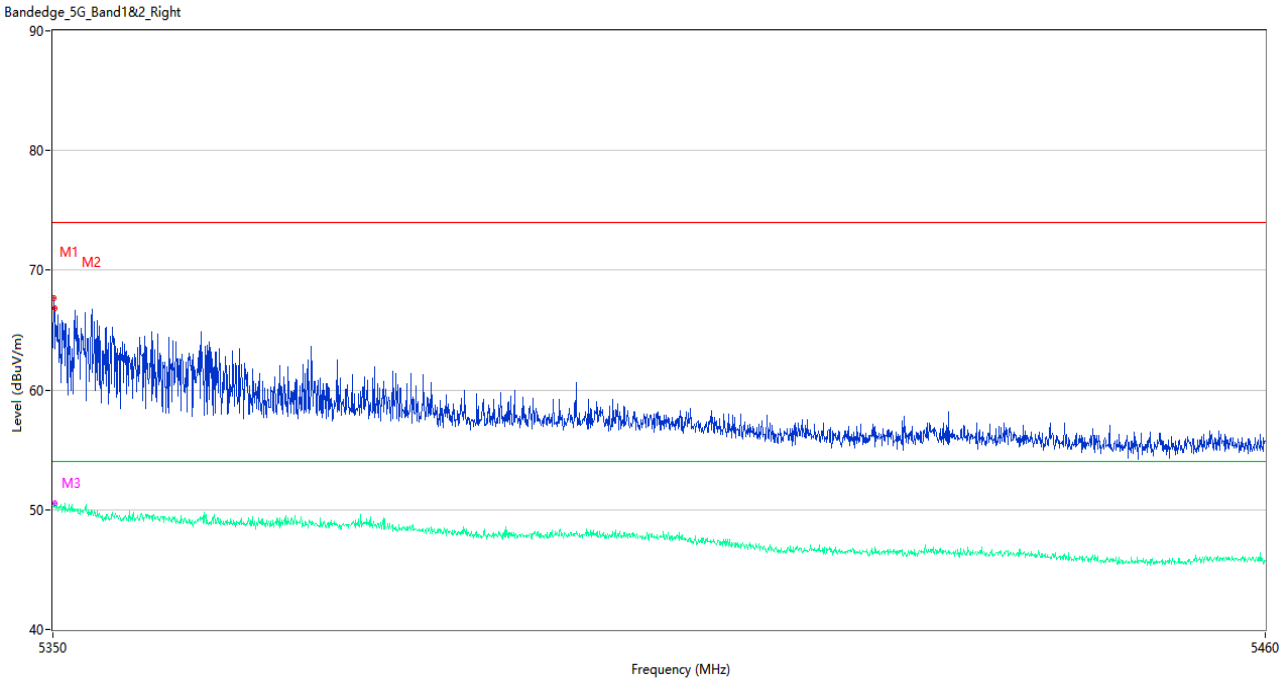

No.	Frequency (MHz)	Results (dBuV/m)	Factor (dB)	Limit (dBuV/m)	Over Limit (dB)	Detector	Table (Degree)	Height (cm)	Antenna	Verdict
1	5350.055	67.73	5.10	74.0	-6.27	Peak	188.00	100	Horizontal	Pass
1**	5350.055	50.18	5.10	54.0	-3.82	AV	188.00	100	Horizontal	Pass
2	5350.165	66.81	5.09	74.0	-7.19	Peak	246.00	150	Horizontal	Pass
2**	5350.165	50.30	5.09	54.0	-3.70	AV	246.00	150	Horizontal	Pass
3	5350.220	63.44	5.08	74.0	-10.56	Peak	230.00	150	Horizontal	Pass
3**	5350.220	50.57	5.08	54.0	-3.43	AV	230.00	150	Horizontal	Pass

U-NII-2A 11ac40 CH54

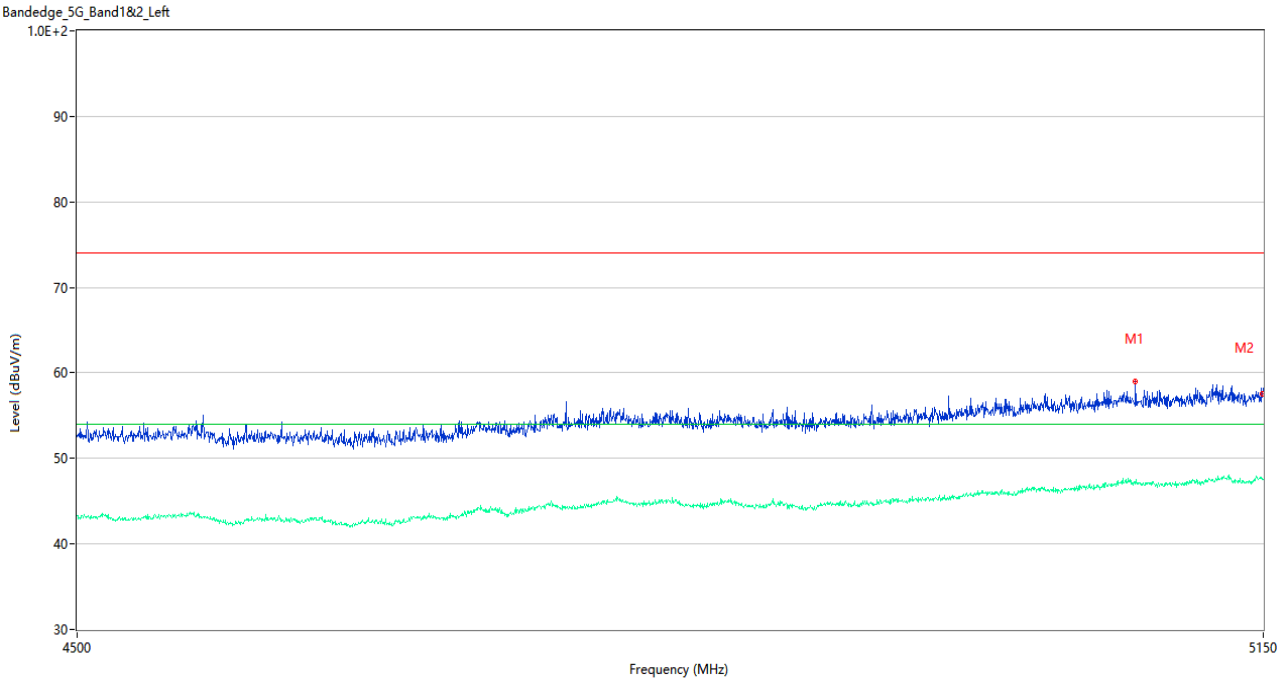

No.	Frequency (MHz)	Results (dBuV/m)	Factor (dB)	Limit (dBuV/m)	Over Limit (dB)	Detector	Table (Degree)	Height (cm)	Antenna	Verdict
1	5075.575	58.98	4.12	74.0	-15.02	Peak	232.00	100	Horizontal	Pass
1**	5075.575	47.11	4.12	54.0	-6.89	AV	232.00	100	Horizontal	Pass
2	5149.675	57.57	4.06	74.0	-16.43	Peak	193.00	150	Horizontal	Pass
2**	5149.675	47.60	4.06	54.0	-6.40	AV	193.00	150	Horizontal	Pass

U-NII-2A 11ac40 CH62

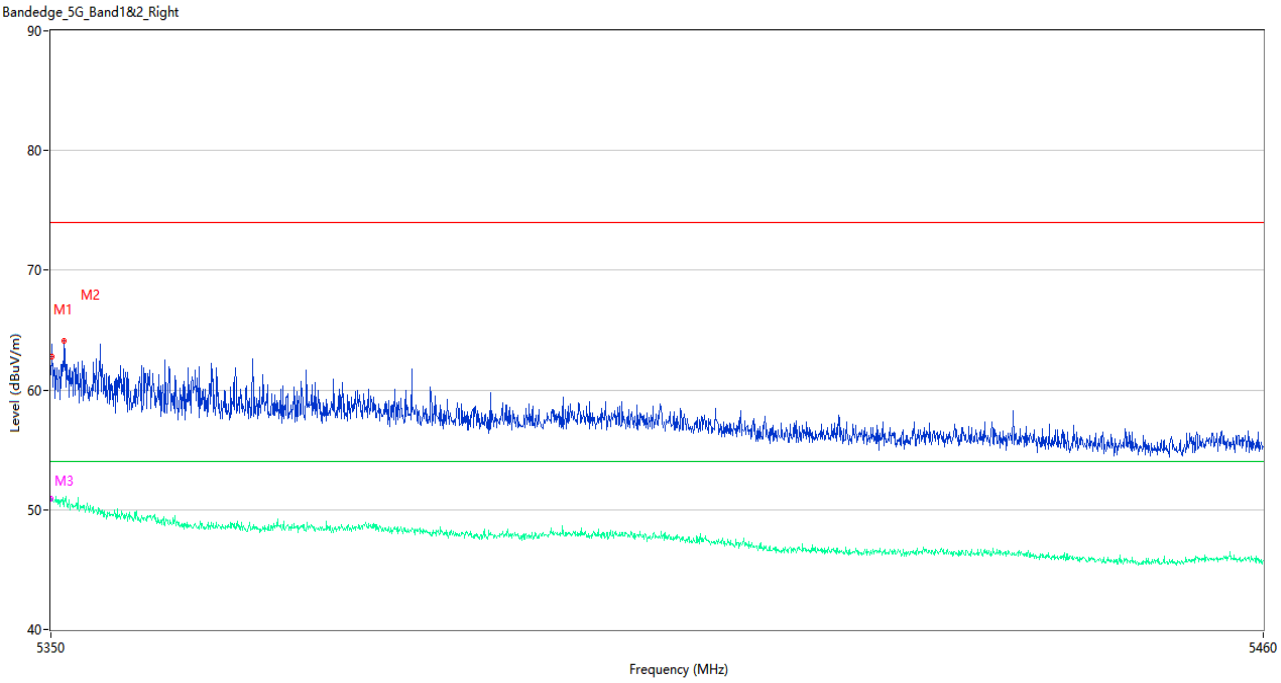

No.	Frequency (MHz)	Results (dBuV/m)	Factor (dB)	Limit (dBuV/m)	Over Limit (dB)	Detector	Table (Degree)	Height (cm)	Antenna	Verdict
1	5350.055	62.75	5.10	74.0	-11.25	Peak	254.00	150	Horizontal	Pass
1**	5350.055	50.74	5.10	54.0	-3.26	AV	254.00	150	Horizontal	Pass
2	5351.210	64.09	4.99	74.0	-9.91	Peak	192.00	100	Horizontal	Pass
2**	5351.210	50.76	4.99	54.0	-3.24	AV	192.00	100	Horizontal	Pass
3	5350.000	61.25	5.11	74.0	-12.75	Peak	197.00	150	Horizontal	Pass
3**	5350.000	50.93	5.11	54.0	-3.07	AV	197.00	150	Horizontal	Pass

U-NII-2A 11ac80 CH58

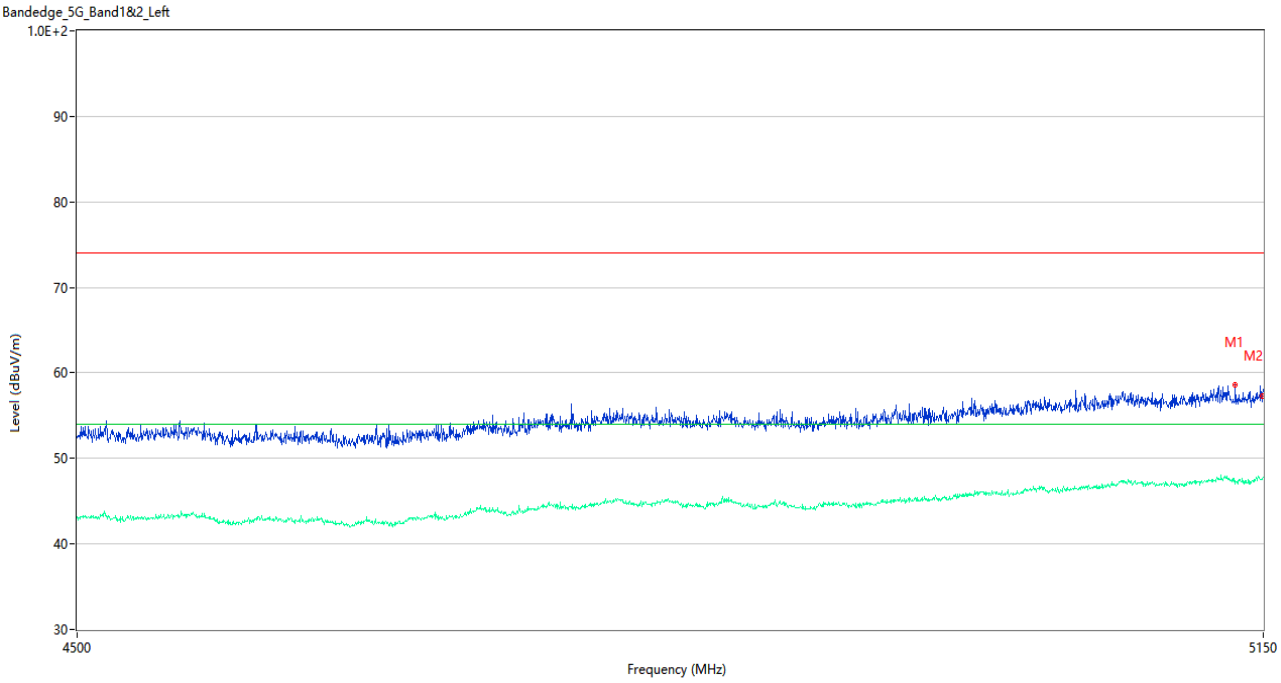

No.	Frequency (MHz)	Results (dBuV/m)	Factor (dB)	Limit (dBuV/m)	Over Limit (dB)	Detector	Table (Degree)	Height (cm)	Antenna	Verdict
1	5133.750	58.64	3.98	74.0	-15.36	Peak	8.00	150	Horizontal	Pass
1**	5133.750	47.39	3.98	54.0	-6.61	AV	8.00	150	Horizontal	Pass
2	5149.675	57.34	4.06	74.0	-16.66	Peak	319.00	200	Horizontal	Pass
2**	5149.675	47.62	4.06	54.0	-6.38	AV	319.00	200	Horizontal	Pass

U-NII-2A 11ac80 CH58

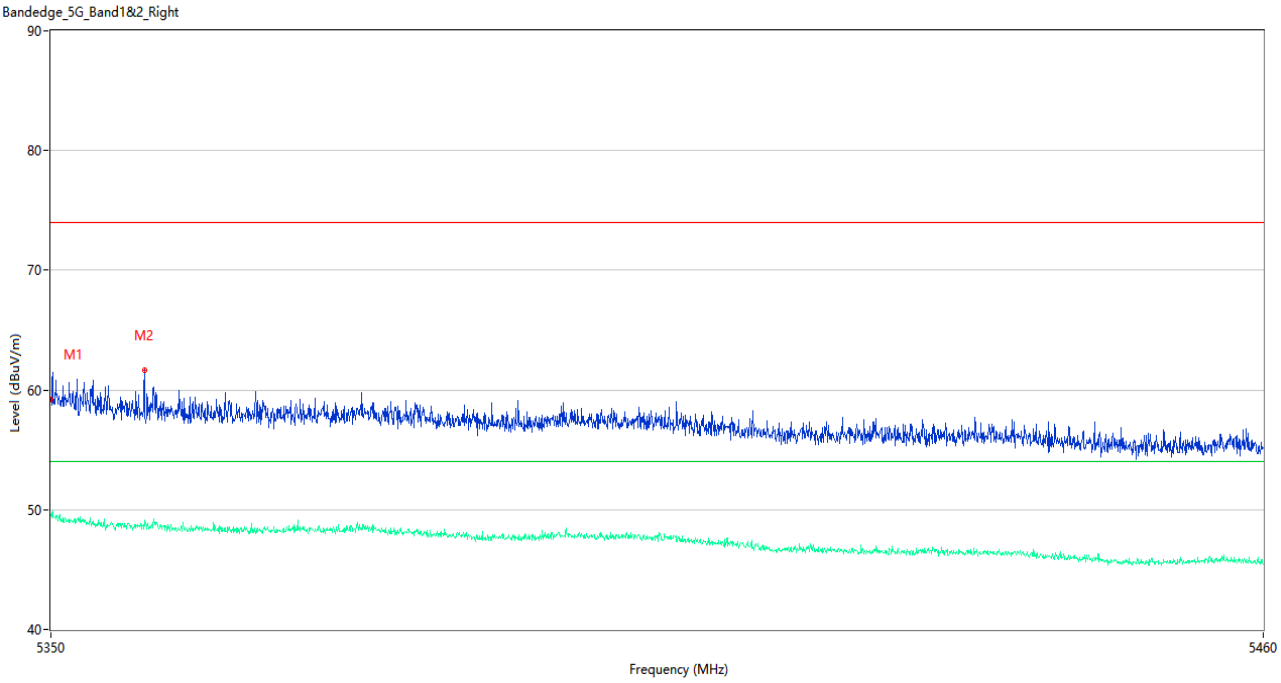

No.	Frequency (MHz)	Results (dBuV/m)	Factor (dB)	Limit (dBuV/m)	Over Limit (dB)	Detector	Table (Degree)	Height (cm)	Antenna	Verdict
1	5350.000	59.17	5.11	74.0	-14.83	Peak	259.00	100	Horizontal	Pass
1**	5350.000	49.58	5.11	54.0	-4.42	AV	259.00	100	Horizontal	Pass
2	5358.415	61.66	4.67	74.0	-12.34	Peak	193.00	150	Horizontal	Pass
2**	5358.415	49.11	4.67	54.0	-4.89	AV	193.00	150	Horizontal	Pass

U-NII-2C 11a CH100

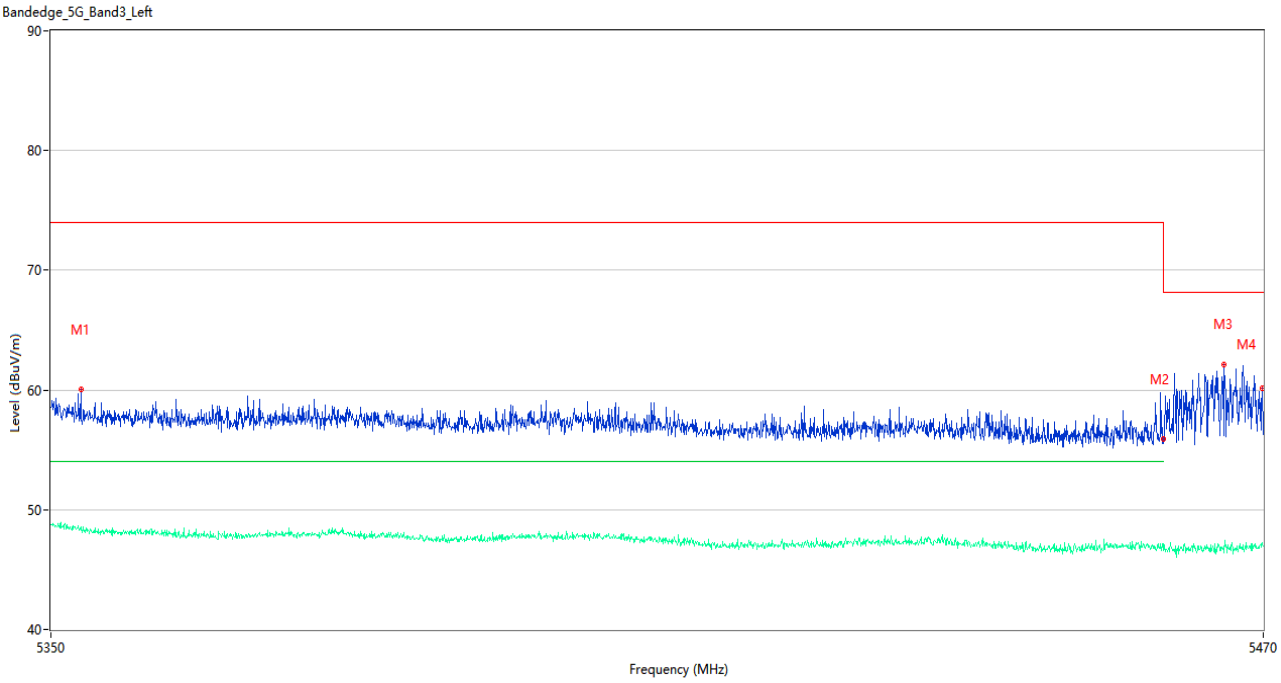

No.	Frequency (MHz)	Results (dBuV/m)	Factor (dB)	Limit (dBuV/m)	Over Limit (dB)	Detector	Table (Degree)	Height (cm)	Antenna	Verdict
1	5352.940	60.08	4.88	74.0	-13.92	Peak	70.00	150	Horizontal	Pass
1**	5352.940	48.58	4.88	54.0	-5.42	AV	70.00	150	Horizontal	Pass
2	5459.980	55.90	4.04	74.0	-18.10	Peak	278.00	150	Horizontal	Pass
2**	5459.980	46.56	4.04	54.0	-7.44	AV	278.00	150	Horizontal	Pass
3	5466.100	62.16	3.89	68.2	-6.04	Peak	194.00	150	Horizontal	Pass
3**	5466.100	46.45	3.89	--	--	AV	194.00	150	Horizontal	N/A
4	5469.940	60.12	4.06	68.2	-8.08	Peak	201.00	150	Horizontal	Pass
4**	5469.940	47.14	4.06	--	--	AV	201.00	150	Horizontal	N/A

U-NII-2C 11a CH140

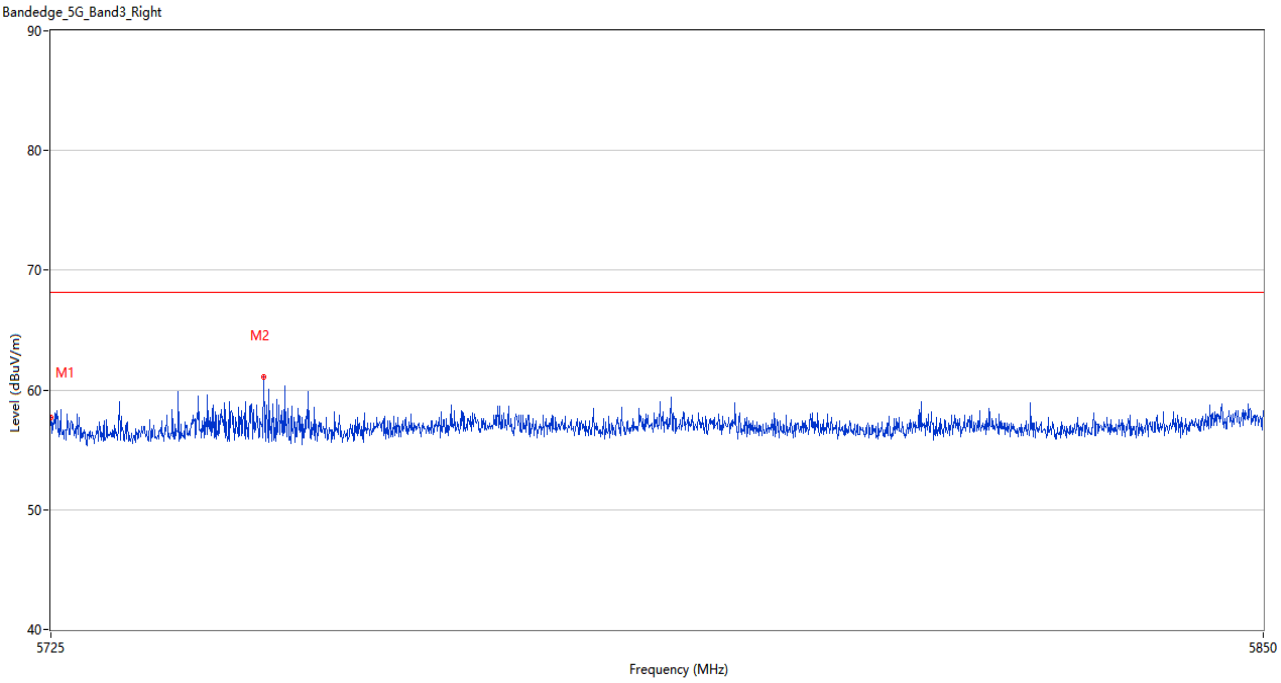

No.	Frequency (MHz)	Results (dBuV/m)	Factor (dB)	Limit (dBuV/m)	Over Limit (dB)	Detector	Table (Degree)	Height (cm)	Antenna	Verdict
1	5725.000	57.73	3.93	68.2	-10.47	Peak	244.00	200	Horizontal	Pass
2	5746.750	61.09	3.73	68.2	-7.11	Peak	266.00	100	Horizontal	Pass

U-NII-2C 11n20 CH100

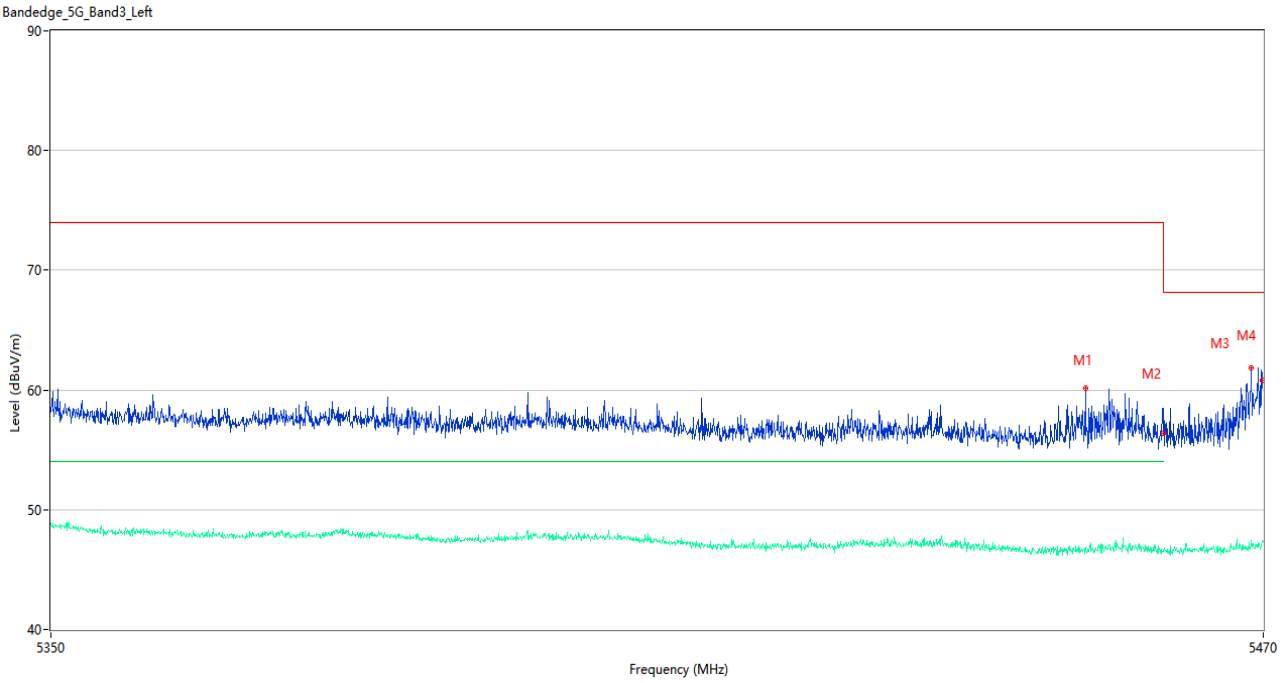

No.	Frequency (MHz)	Results (dBuV/m)	Factor (dB)	Limit (dBuV/m)	Over Limit (dB)	Detector	Table (Degree)	Height (cm)	Antenna	Verdict
1	5452.240	60.16	4.01	74.0	-13.84	Peak	195.00	150	Horizontal	Pass
1**	5452.240	46.88	4.01	54.0	-7.12	AV	195.00	150	Horizontal	Pass
2	5459.980	56.35	4.04	74.0	-17.65	Peak	241.00	150	Horizontal	Pass
2**	5459.980	46.59	4.04	54.0	-7.41	AV	241.00	150	Horizontal	Pass
3	5468.800	61.88	4.00	68.2	-6.32	Peak	244.00	100	Horizontal	Pass
3**	5468.800	47.39	4.00	--	--	AV	244.00	100	Horizontal	N/A
4	5469.940	60.81	4.06	68.2	-7.39	Peak	205.00	200	Horizontal	Pass
4**	5469.940	47.28	4.06	--	--	AV	205.00	200	Horizontal	N/A

U-NII-2C 11n20 CH140

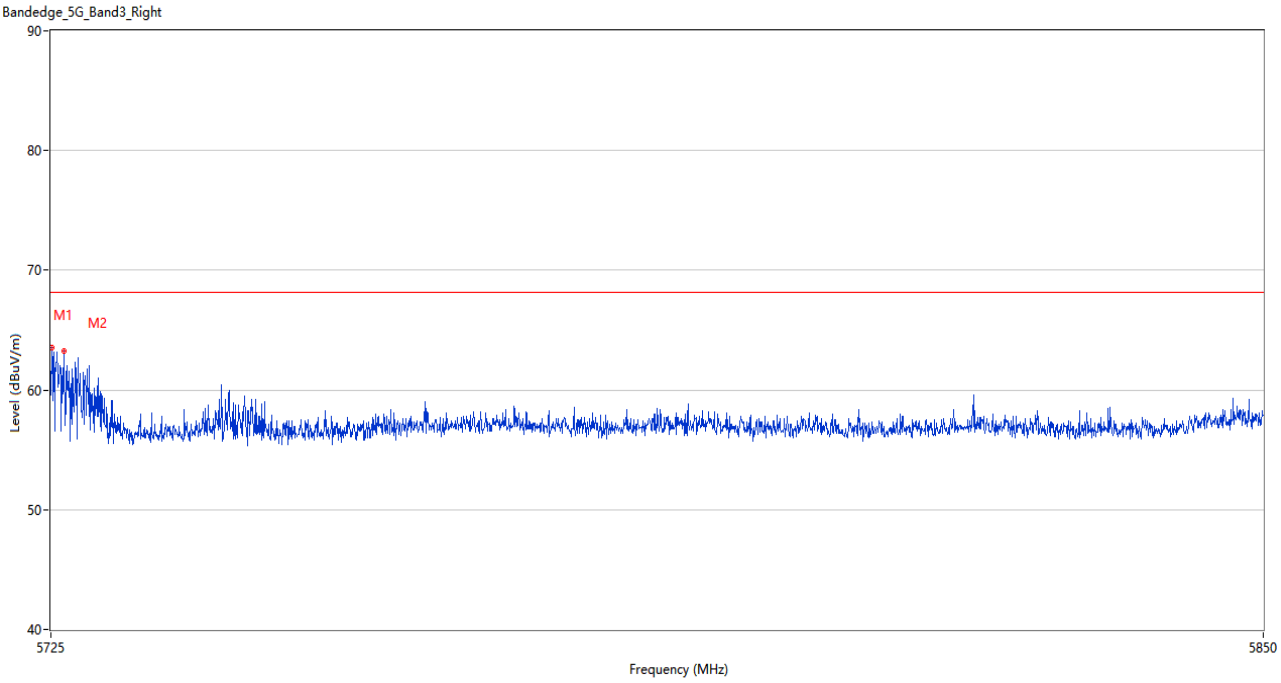

No.	Frequency (MHz)	Results (dBuV/m)	Factor (dB)	Limit (dBuV/m)	Over Limit (dB)	Detector	Table (Degree)	Height (cm)	Antenna	Verdict
1	5725.063	63.52	3.92	68.2	-4.68	Peak	246.00	100	Horizontal	Pass
2	5726.312	63.24	3.83	68.2	-4.96	Peak	246.00	100	Horizontal	Pass

U-NII-2C 11n40 CH102

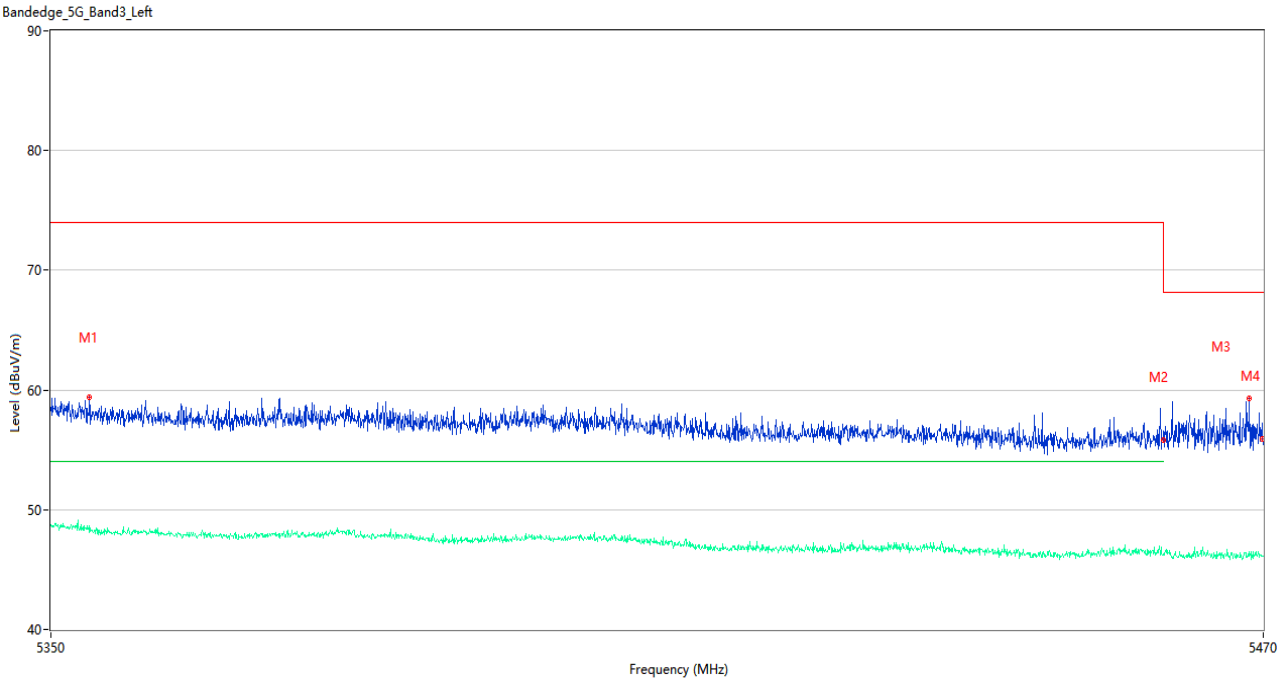

No.	Frequency (MHz)	Results (dBuV/m)	Factor (dB)	Limit (dBuV/m)	Over Limit (dB)	Detector	Table (Degree)	Height (cm)	Antenna	Verdict
1	5353.780	59.42	4.75	74.0	-14.58	Peak	212.00	150	Horizontal	Pass
1**	5353.780	48.13	4.75	54.0	-5.87	AV	212.00	150	Horizontal	Pass
2	5459.980	55.83	4.04	74.0	-18.17	Peak	18.00	200	Horizontal	Pass
2**	5459.980	46.26	4.04	54.0	-7.74	AV	18.00	200	Horizontal	Pass
3	5468.620	59.32	3.99	68.2	-8.88	Peak	192.00	150	Horizontal	Pass
3**	5468.620	46.10	3.99	--	--	AV	192.00	150	Horizontal	N/A
4	5469.940	55.94	4.06	68.2	-12.26	Peak	332.00	100	Horizontal	Pass
4**	5469.940	46.13	4.06	--	--	AV	332.00	100	Horizontal	N/A

U-NII-2C 11n40 CH134

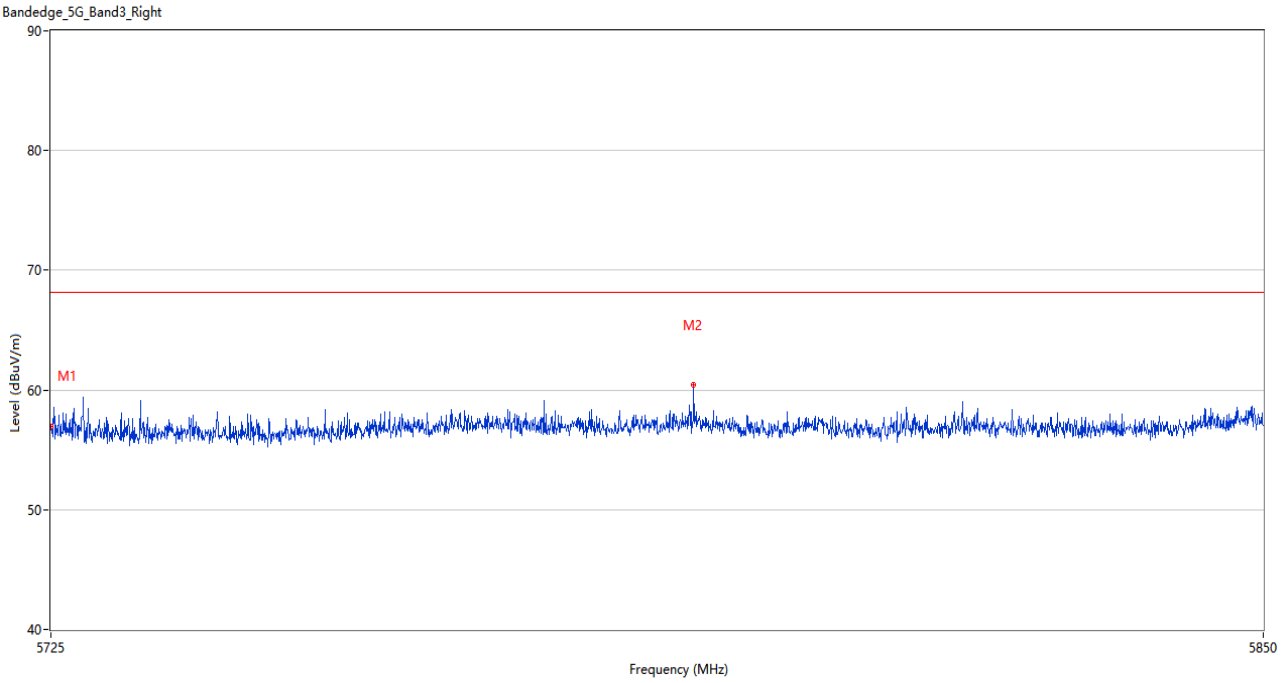

No.	Frequency (MHz)	Results (dBuV/m)	Factor (dB)	Limit (dBuV/m)	Over Limit (dB)	Detector	Table (Degree)	Height (cm)	Antenna	Verdict
1	5725.000	56.91	3.93	68.2	-11.29	Peak	283.00	150	Horizontal	Pass
2	5790.938	60.43	4.35	68.2	-7.77	Peak	182.00	150	Horizontal	Pass

U-NII-2C 11ac20 CH100

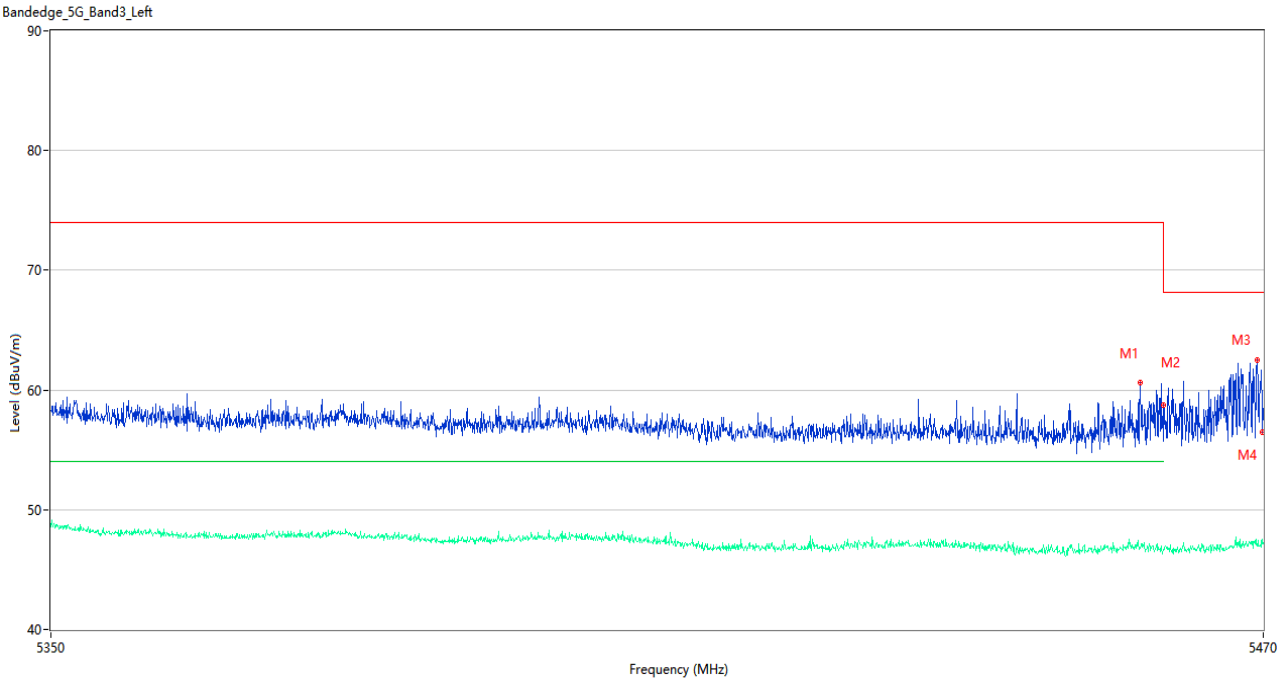

No.	Frequency (MHz)	Results (dBuV/m)	Factor (dB)	Limit (dBuV/m)	Over Limit (dB)	Detector	Table (Degree)	Height (cm)	Antenna	Verdict
1	5457.700	60.64	4.24	74.0	-13.36	Peak	192.00	200	Horizontal	Pass
1**	5457.700	46.80	4.24	54.0	-7.20	AV	192.00	200	Horizontal	Pass
2	5459.980	58.70	4.04	74.0	-15.30	Peak	192.00	100	Horizontal	Pass
2**	5459.980	46.71	4.04	54.0	-7.29	AV	192.00	100	Horizontal	Pass
3	5469.400	62.49	4.02	68.2	-5.71	Peak	242.00	200	Horizontal	Pass
3**	5469.400	46.99	4.02	--	--	AV	242.00	200	Horizontal	N/A
4	5469.940	56.49	4.06	68.2	-11.71	Peak	310.00	100	Horizontal	Pass
4**	5469.940	47.52	4.06	--	--	AV	310.00	100	Horizontal	N/A

U-NII-2C 11ac20 CH140

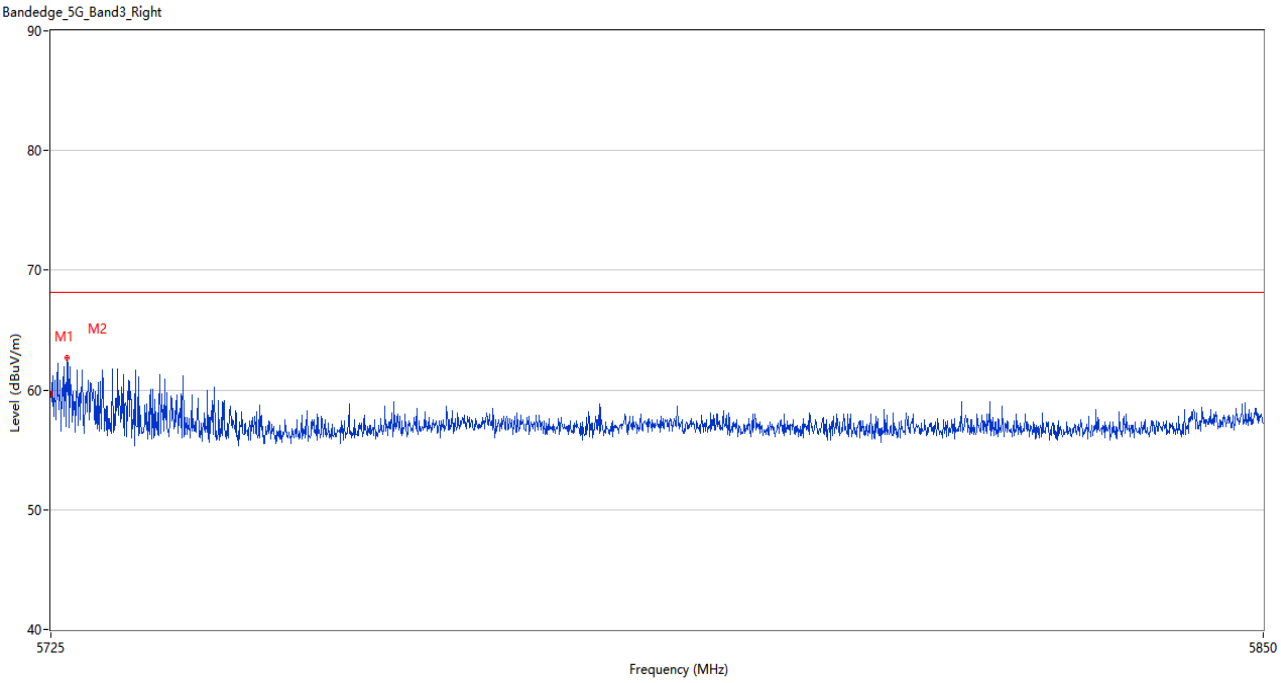

No.	Frequency (MHz)	Results (dBuV/m)	Factor (dB)	Limit (dBuV/m)	Over Limit (dB)	Detector	Table (Degree)	Height (cm)	Antenna	Verdict
1	5725.000	59.66	3.93	68.2	-8.54	Peak	231.00	200	Horizontal	Pass
2	5726.625	62.69	3.81	68.2	-5.51	Peak	241.00	200	Horizontal	Pass

U-NII-2C 11ac40 CH102

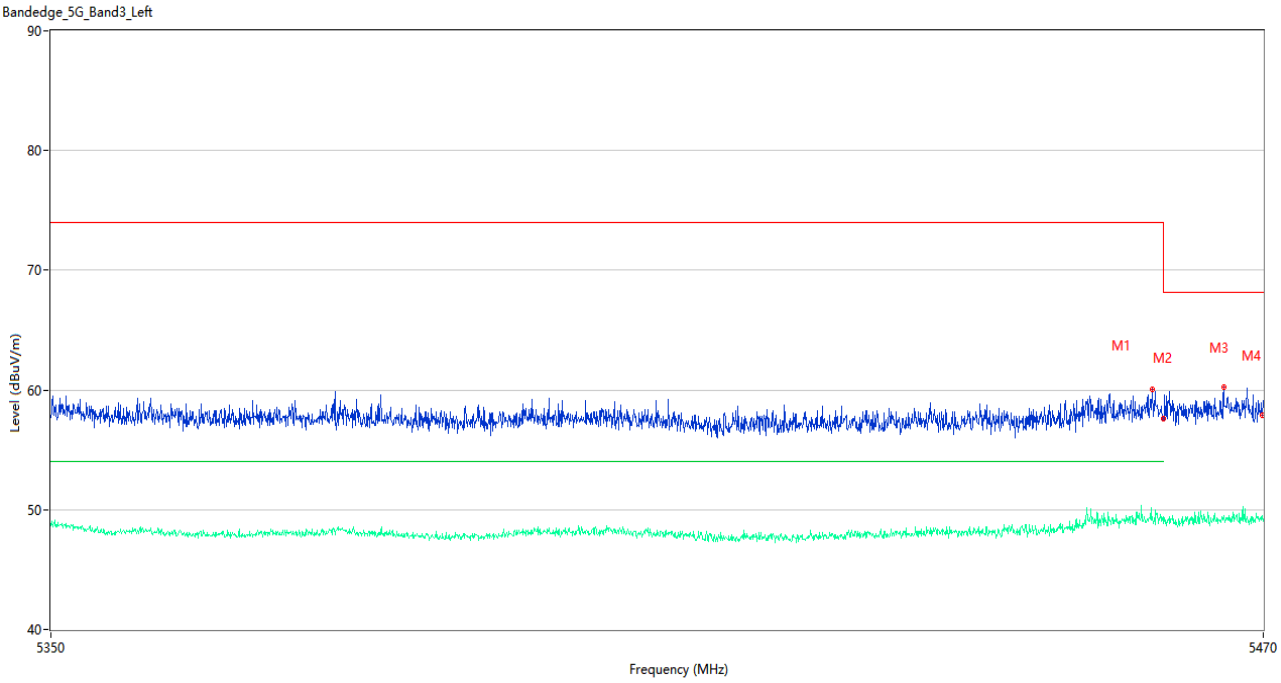

No.	Frequency (MHz)	Results (dBuV/m)	Factor (dB)	Limit (dBuV/m)	Over Limit (dB)	Detector	Table (Degree)	Height (cm)	Antenna	Verdict
1	5458.900	60.02	4.15	74.0	-13.98	Peak	206.00	100	Horizontal	Pass
1**	5458.900	49.40	4.15	54.0	-4.60	AV	206.00	100	Horizontal	Pass
2	5459.980	57.65	4.04	74.0	-16.35	Peak	194.00	100	Horizontal	Pass
2**	5459.980	48.84	4.04	54.0	-5.16	AV	194.00	100	Horizontal	Pass
3	5466.040	60.29	3.89	68.2	-7.91	Peak	195.00	150	Horizontal	Pass
3**	5466.040	49.49	3.89	--	--	AV	195.00	150	Horizontal	N/A
4	5469.940	57.86	4.06	68.2	-10.34	Peak	199.00	150	Horizontal	Pass
4**	5469.940	49.51	4.06	--	--	AV	199.00	150	Horizontal	N/A

U-NII-2C 11ac40 CH134

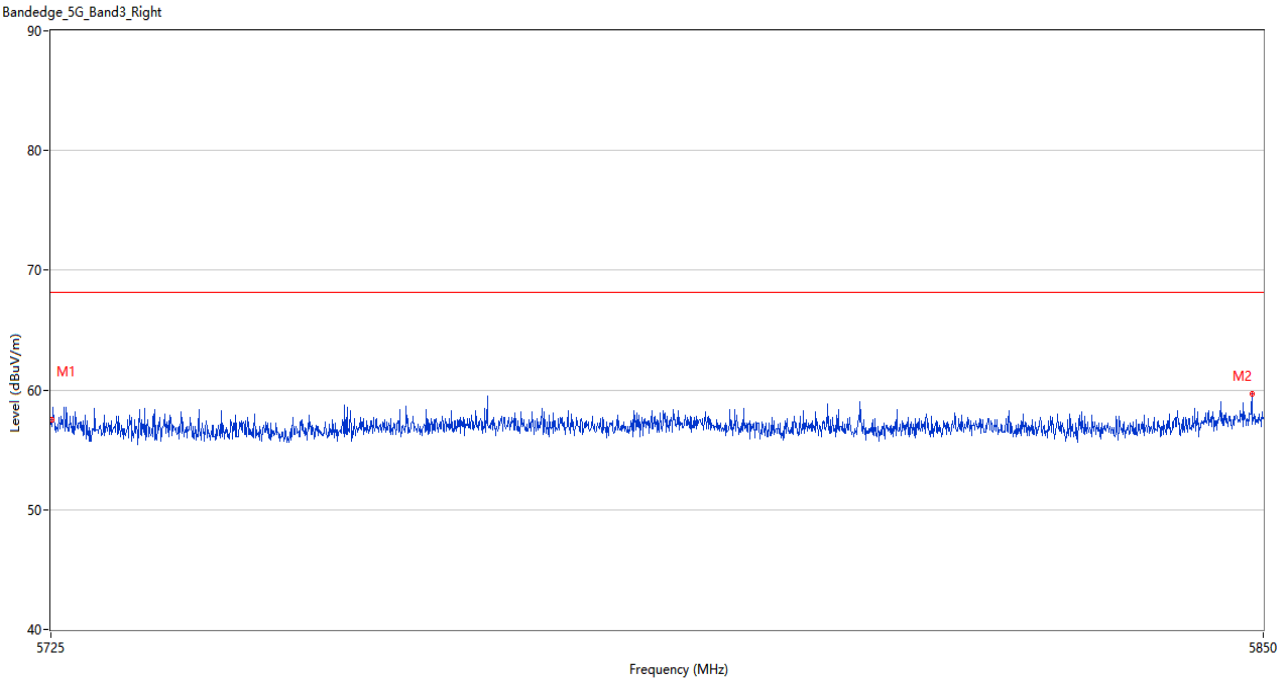

No.	Frequency (MHz)	Results (dBuV/m)	Factor (dB)	Limit (dBuV/m)	Over Limit (dB)	Detector	Table (Degree)	Height (cm)	Antenna	Verdict
1	5725.063	57.48	3.92	68.2	-10.72	Peak	253.00	150	Horizontal	Pass
2	5848.813	59.72	5.44	68.2	-8.48	Peak	317.00	200	Horizontal	Pass

U-NII-2C 11ac80 CH106

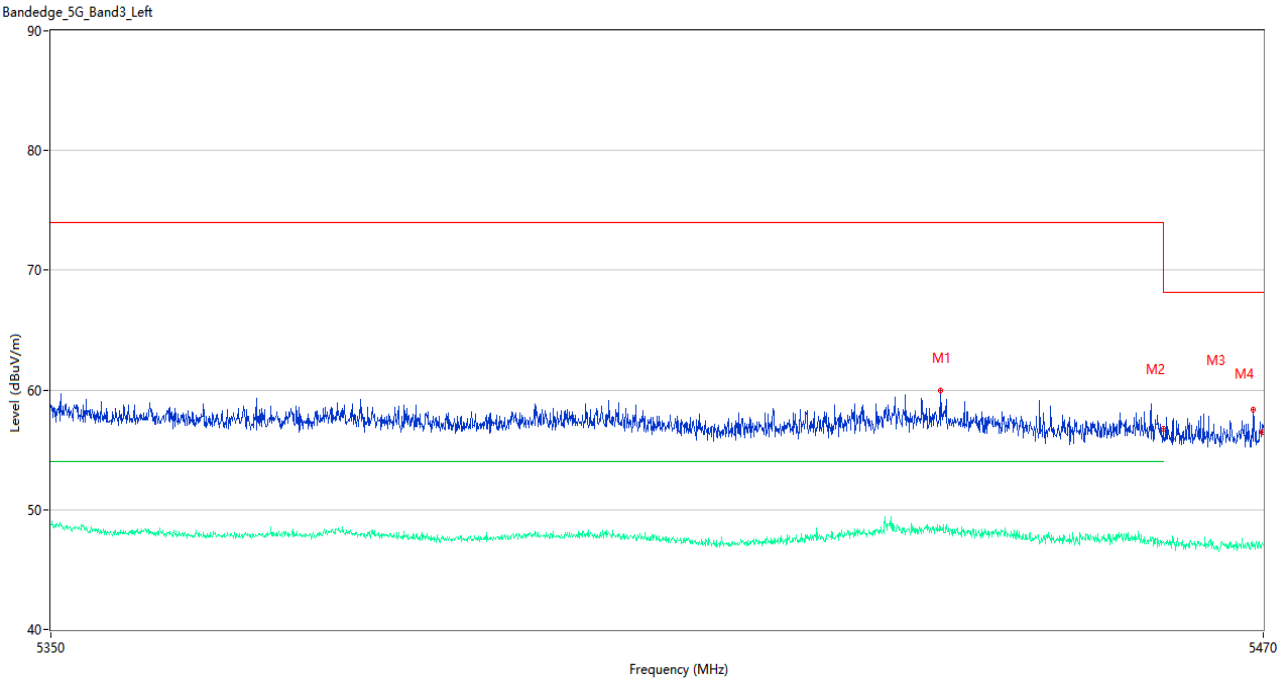

No.	Frequency (MHz)	Results (dBuV/m)	Factor (dB)	Limit (dBuV/m)	Over Limit (dB)	Detector	Table (Degree)	Height (cm)	Antenna	Verdict
1	5437.840	60.01	4.37	74.0	-13.99	Peak	18.00	100	Horizontal	Pass
1**	5437.840	48.33	4.37	54.0	-5.67	AV	18.00	100	Horizontal	Pass
2	5459.980	56.79	4.04	74.0	-17.21	Peak	198.00	150	Horizontal	Pass
2**	5459.980	47.36	4.04	54.0	-6.64	AV	198.00	150	Horizontal	Pass
3	5469.040	58.32	4.01	68.2	-9.88	Peak	239.00	100	Horizontal	Pass
3**	5469.040	47.05	4.01	--	--	AV	239.00	100	Horizontal	N/A
4	5469.940	56.47	4.06	68.2	-11.73	Peak	241.00	200	Horizontal	Pass
4**	5469.940	47.19	4.06	--	--	AV	241.00	200	Horizontal	N/A

U-NII-2C 11ac80 CH122

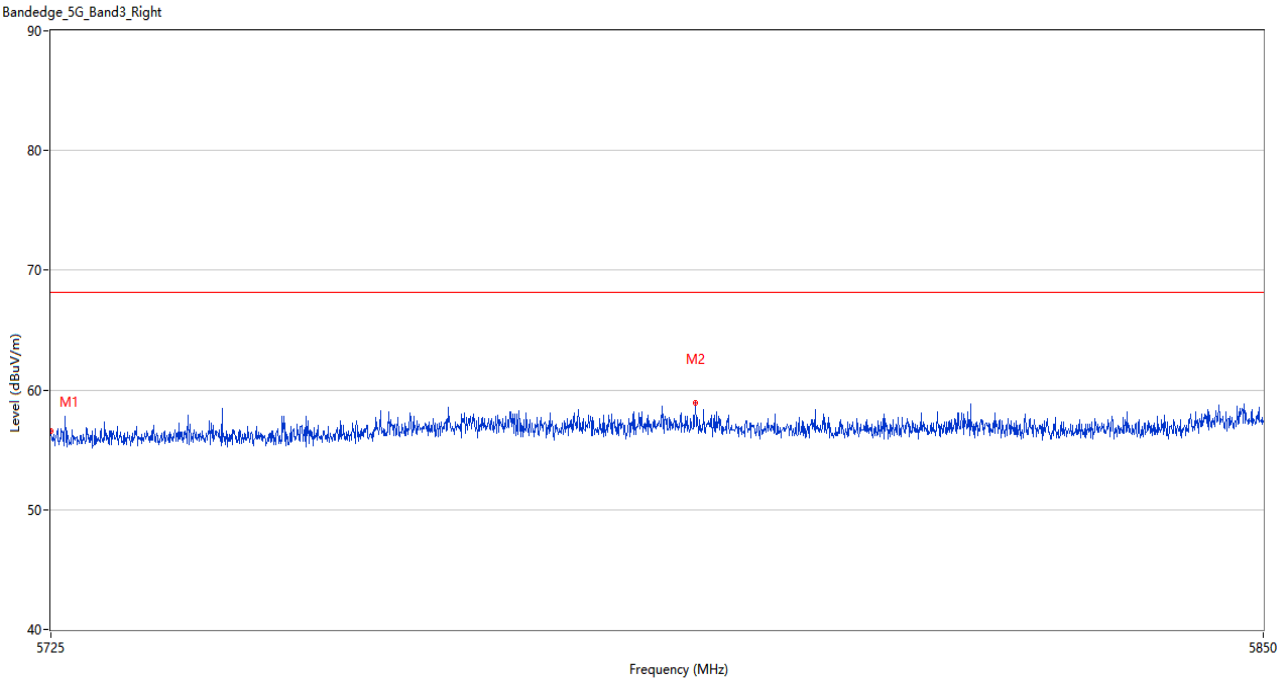

No.	Frequency (MHz)	Results (dBuV/m)	Factor (dB)	Limit (dBuV/m)	Over Limit (dB)	Detector	Table (Degree)	Height (cm)	Antenna	Verdict
1	5725.000	56.60	3.93	68.2	-11.60	Peak	156.00	150	Horizontal	Pass
2	5791.125	58.94	4.35	68.2	-9.26	Peak	131.00	200	Horizontal	Pass

U-NII-3 11a CH149

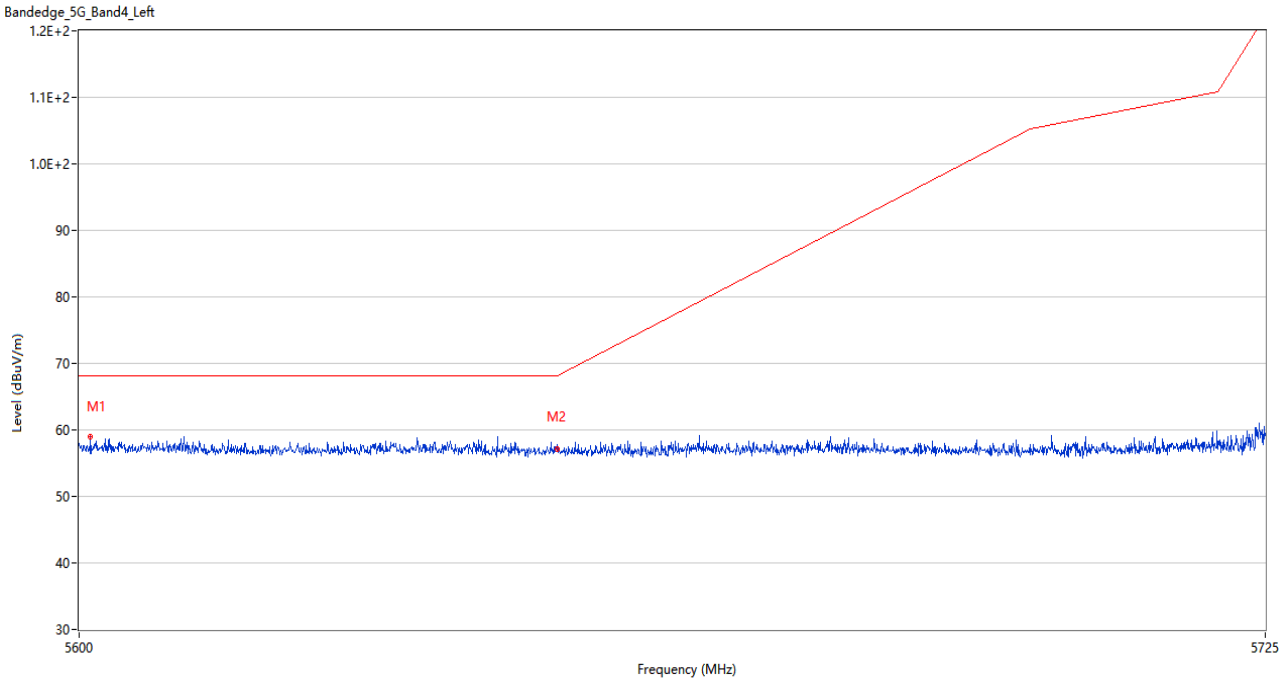

No.	Frequency (MHz)	Results (dBuV/m)	Factor (dB)	Limit (dBuV/m)	Over Limit (dB)	Detector	Table (Degree)	Height (cm)	Antenna	Verdict
1	5601.187	58.98	5.19	68.2	-9.22	Peak	0.00	200	Horizontal	Pass
2	5650.000	57.09	4.41	68.2	-11.11	Peak	237.00	150	Horizontal	Pass

U-NII-3 11a CH165

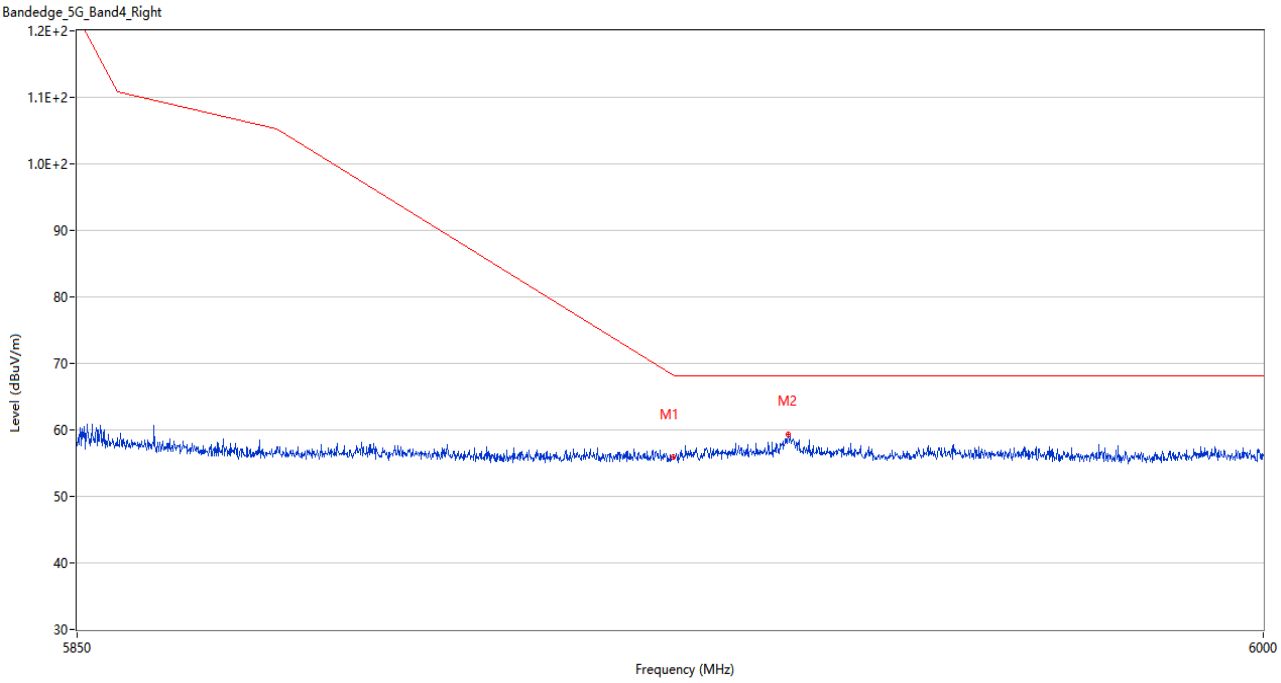

No.	Frequency (MHz)	Results (dBuV/m)	Factor (dB)	Limit (dBuV/m)	Over Limit (dB)	Detector	Table (Degree)	Height (cm)	Antenna	Verdict
1	5924.925	55.92	3.49	68.3	-12.38	Peak	290.00	100	Horizontal	Pass
2	5939.475	59.36	4.39	68.2	-8.84	Peak	247.00	150	Horizontal	Pass

U-NII-3 11n20 CH149

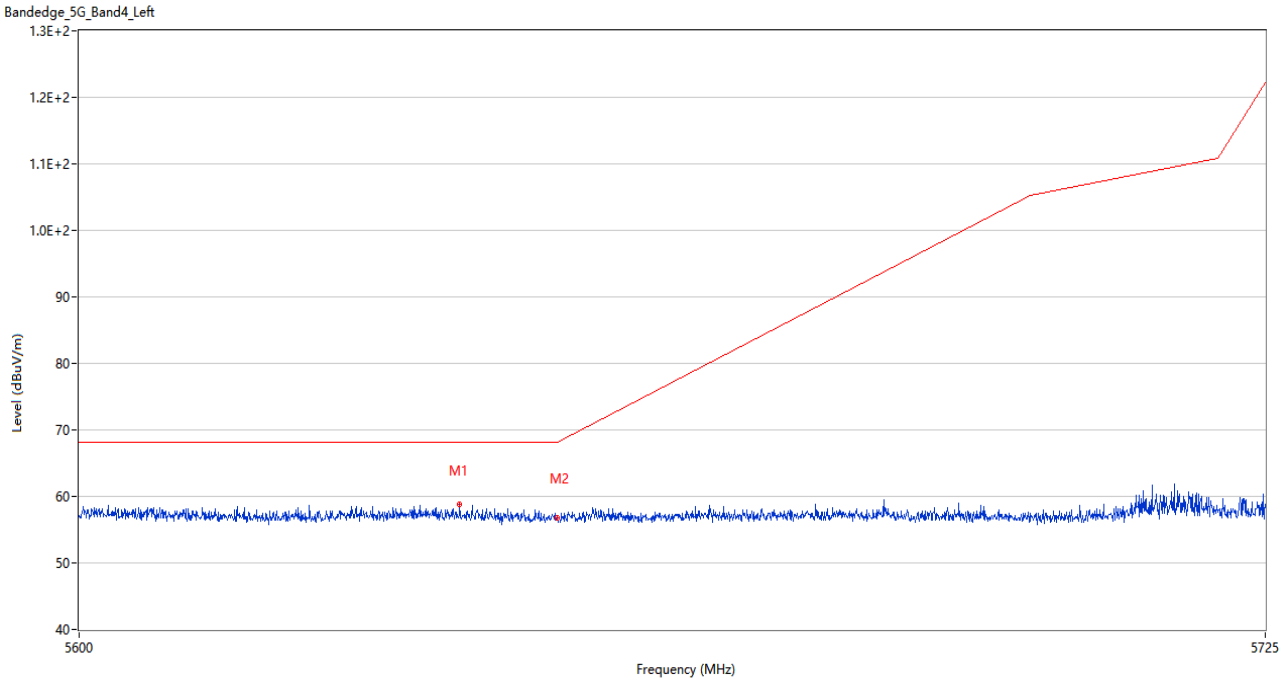

No.	Frequency (MHz)	Results (dBuV/m)	Factor (dB)	Limit (dBuV/m)	Over Limit (dB)	Detector	Table (Degree)	Height (cm)	Antenna	Verdict
1	5639.813	58.82	4.63	68.2	-9.38	Peak	189.00	150	Horizontal	Pass
2	5650.000	56.84	4.41	68.2	-11.36	Peak	104.00	200	Horizontal	Pass

U-NII-3 11n20 CH165

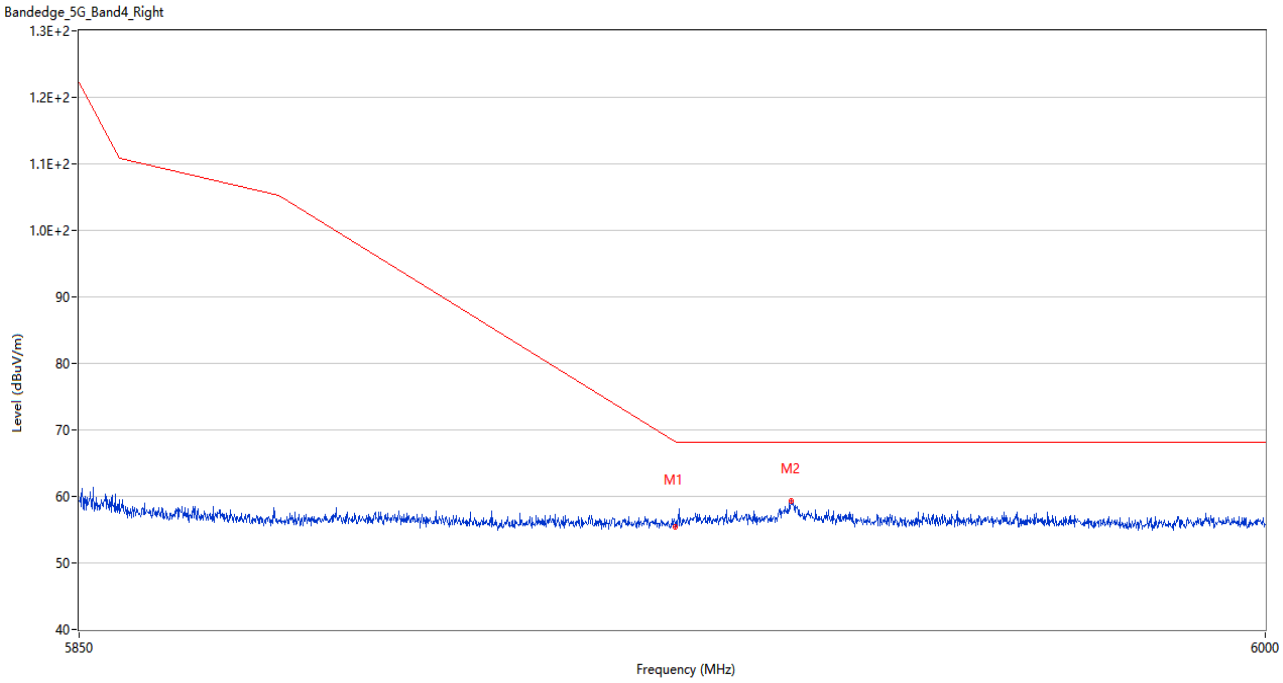

No.	Frequency (MHz)	Results (dBuV/m)	Factor (dB)	Limit (dBuV/m)	Over Limit (dB)	Detector	Table (Degree)	Height (cm)	Antenna	Verdict
1	5924.925	55.43	3.49	68.3	-12.87	Peak	61.00	100	Horizontal	Pass
2	5939.550	59.27	4.39	68.2	-8.93	Peak	299.00	100	Horizontal	Pass

U-NII-3 11n40 CH151

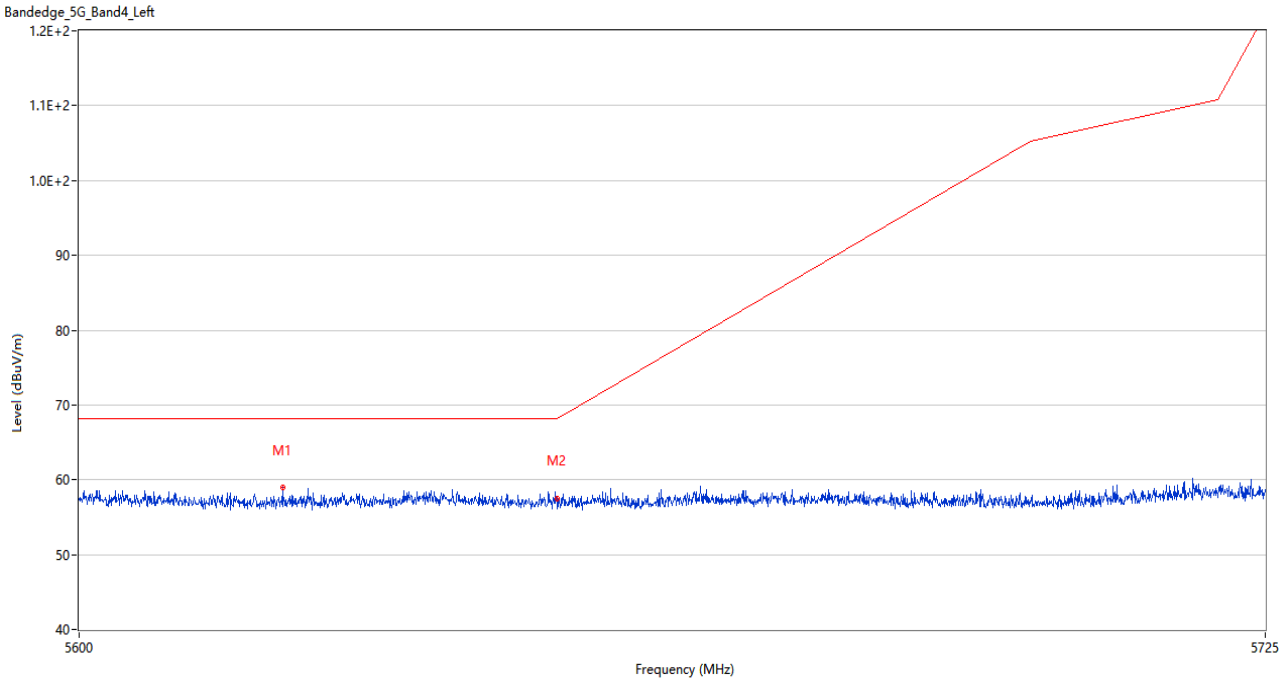

No.	Frequency (MHz)	Results (dBuV/m)	Factor (dB)	Limit (dBuV/m)	Over Limit (dB)	Detector	Table (Degree)	Height (cm)	Antenna	Verdict
1	5621.250	59.01	4.69	68.2	-9.19	Peak	91.00	200	Horizontal	Pass
2	5650.000	57.53	4.41	68.2	-10.67	Peak	54.00	200	Horizontal	Pass

U-NII-3 11n40 CH159

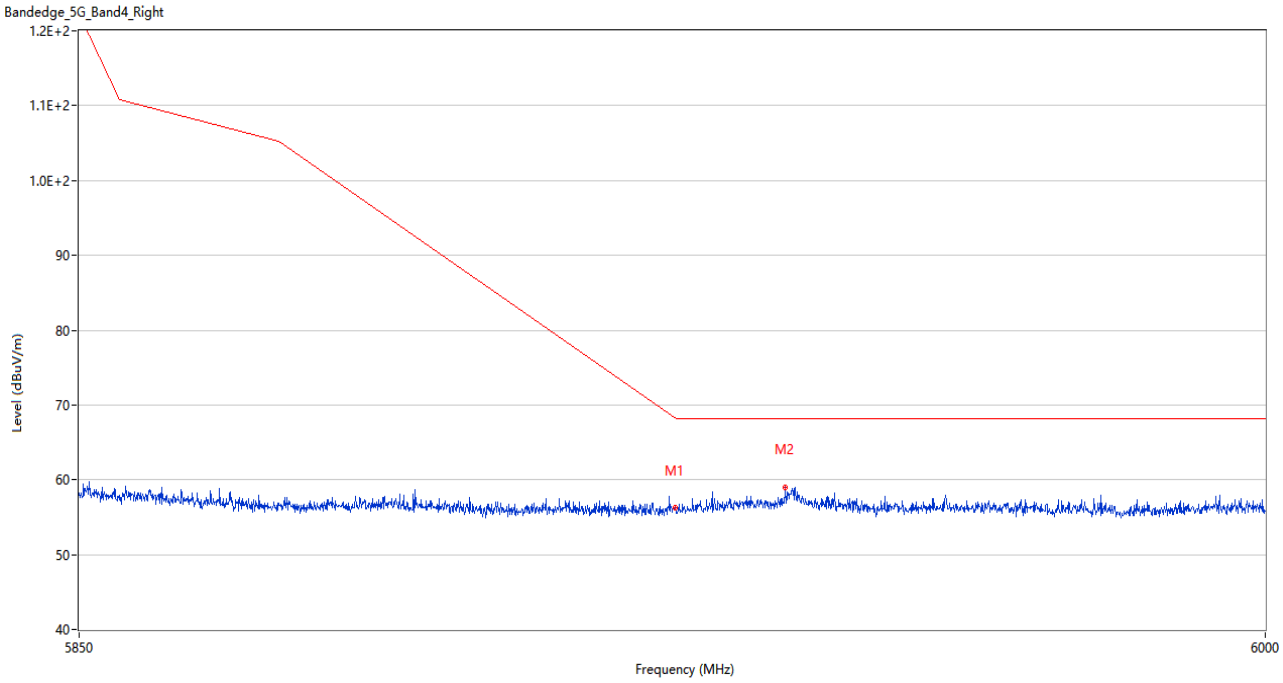

No.	Frequency (MHz)	Results (dBuV/m)	Factor (dB)	Limit (dBuV/m)	Over Limit (dB)	Detector	Table (Degree)	Height (cm)	Antenna	Verdict
1	5924.925	56.28	3.49	68.3	-12.02	Peak	361.00	200	Horizontal	Pass
2	5938.875	59.05	4.35	68.2	-9.15	Peak	30.00	200	Horizontal	Pass

U-NII-3 11ac20 CH149

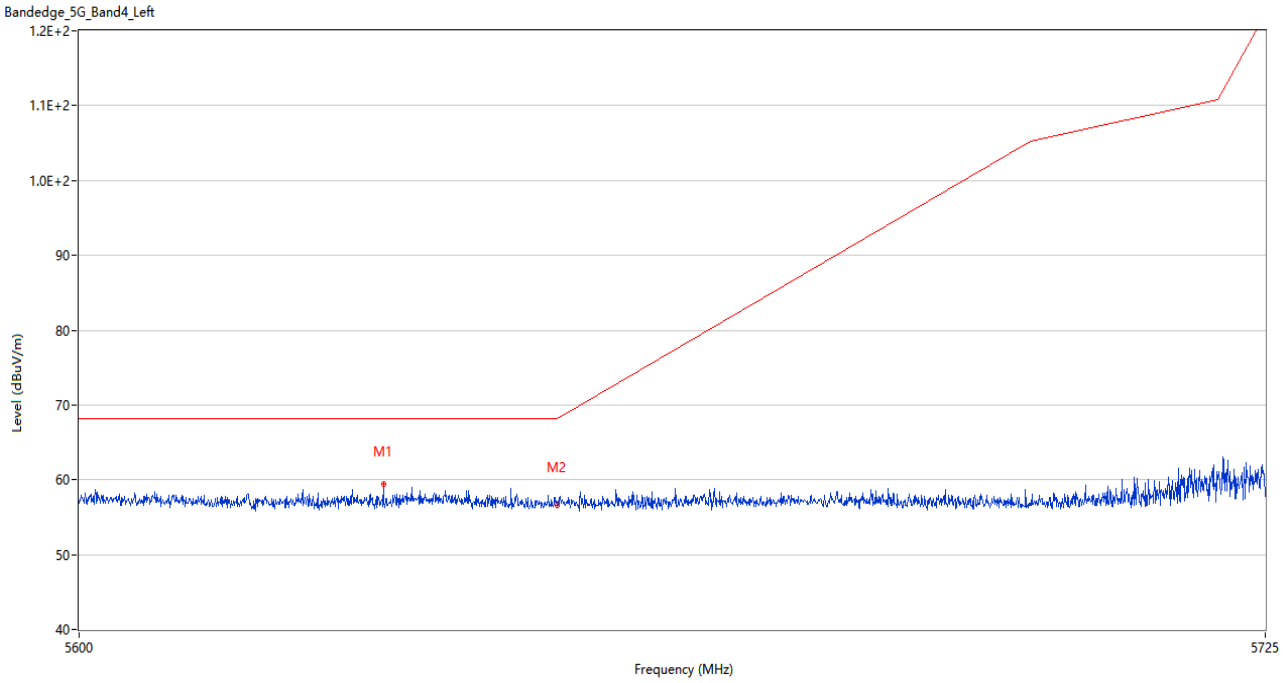

No.	Frequency (MHz)	Results (dBuV/m)	Factor (dB)	Limit (dBuV/m)	Over Limit (dB)	Detector	Table (Degree)	Height (cm)	Antenna	Verdict
1	5631.813	59.48	4.72	68.2	-8.72	Peak	283.00	100	Horizontal	Pass
2	5650.000	56.64	4.41	68.2	-11.56	Peak	149.00	200	Horizontal	Pass

U-NII-3 11ac20 CH165

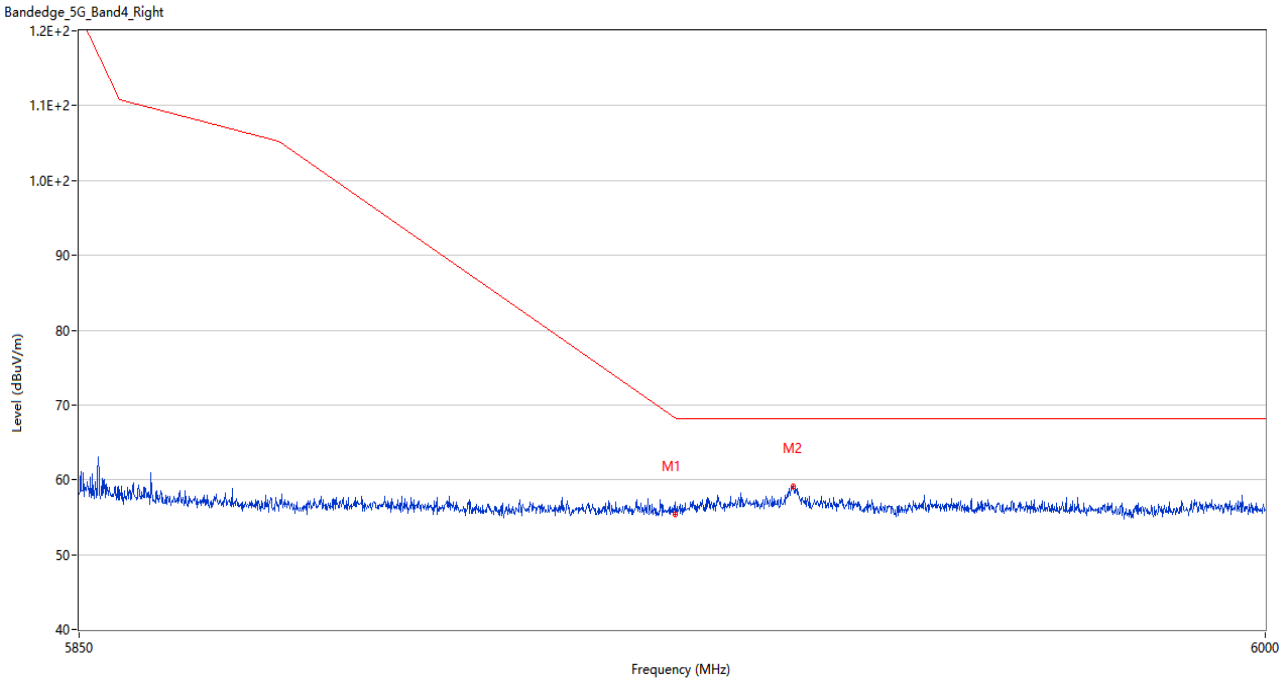

No.	Frequency (MHz)	Results (dBuV/m)	Factor (dB)	Limit (dBuV/m)	Over Limit (dB)	Detector	Table (Degree)	Height (cm)	Antenna	Verdict
1	5924.925	55.33	3.49	68.3	-12.97	Peak	250.00	100	Horizontal	Pass
2	5939.850	59.19	4.39	68.2	-9.01	Peak	98.00	200	Horizontal	Pass

U-NII-3 11ac40 CH151

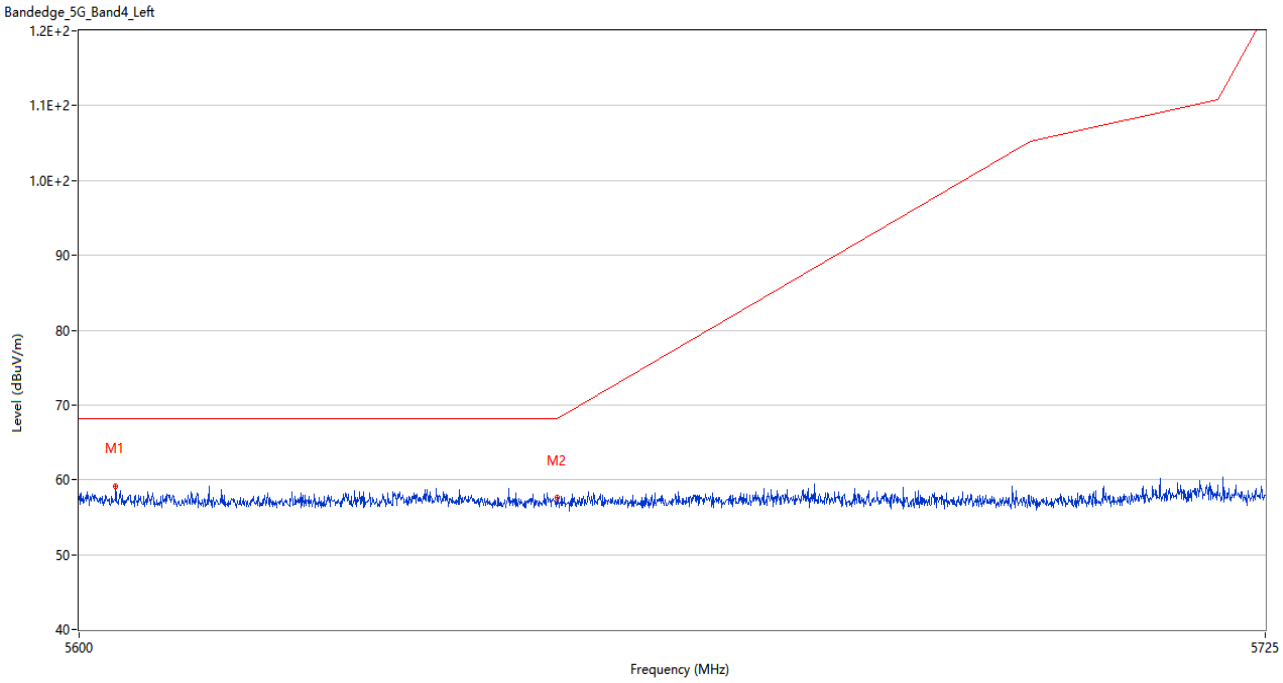

No.	Frequency (MHz)	Results (dBuV/m)	Factor (dB)	Limit (dBuV/m)	Over Limit (dB)	Detector	Table (Degree)	Height (cm)	Antenna	Verdict
1	5603.812	59.20	5.08	68.2	-9.00	Peak	349.00	100	Horizontal	Pass
2	5650.000	57.66	4.41	68.2	-10.54	Peak	266.00	150	Horizontal	Pass

U-NII-3 11ac40 CH159

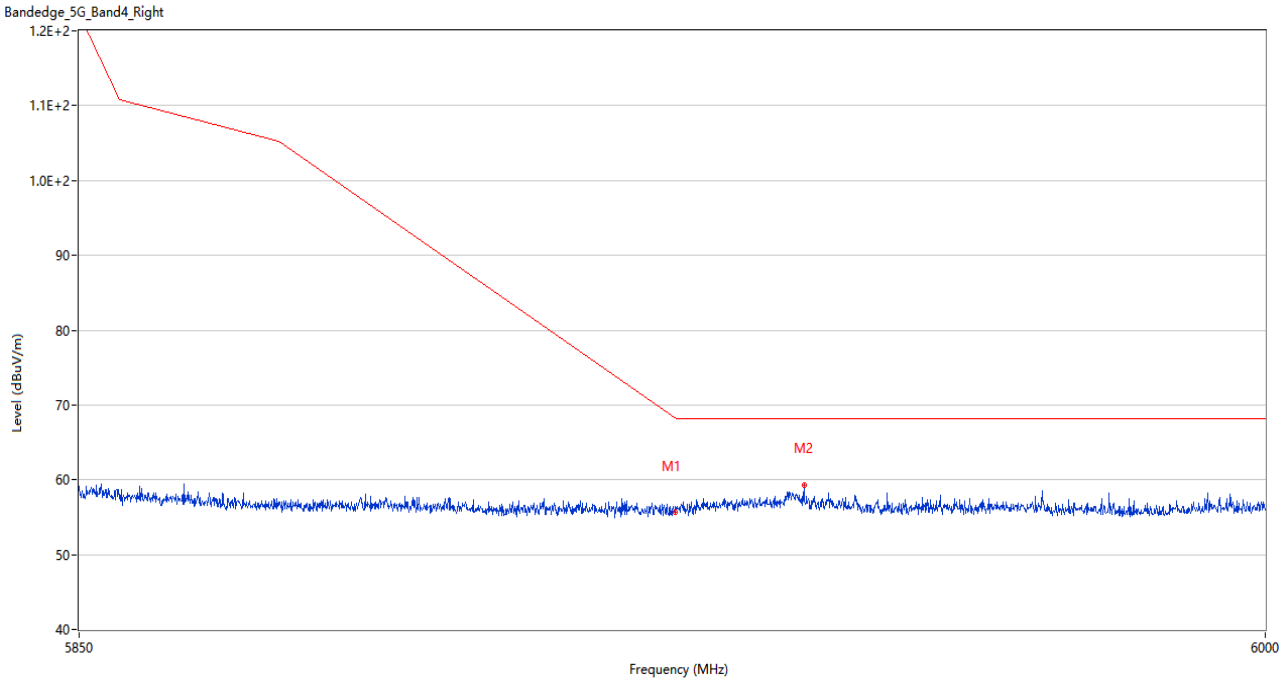

No.	Frequency (MHz)	Results (dBuV/m)	Factor (dB)	Limit (dBuV/m)	Over Limit (dB)	Detector	Table (Degree)	Height (cm)	Antenna	Verdict
1	5924.925	55.69	3.49	68.3	-12.61	Peak	47.00	100	Horizontal	Pass
2	5941.200	59.28	4.42	68.2	-8.92	Peak	194.00	200	Horizontal	Pass

U-NII-3 11ac80 CH155

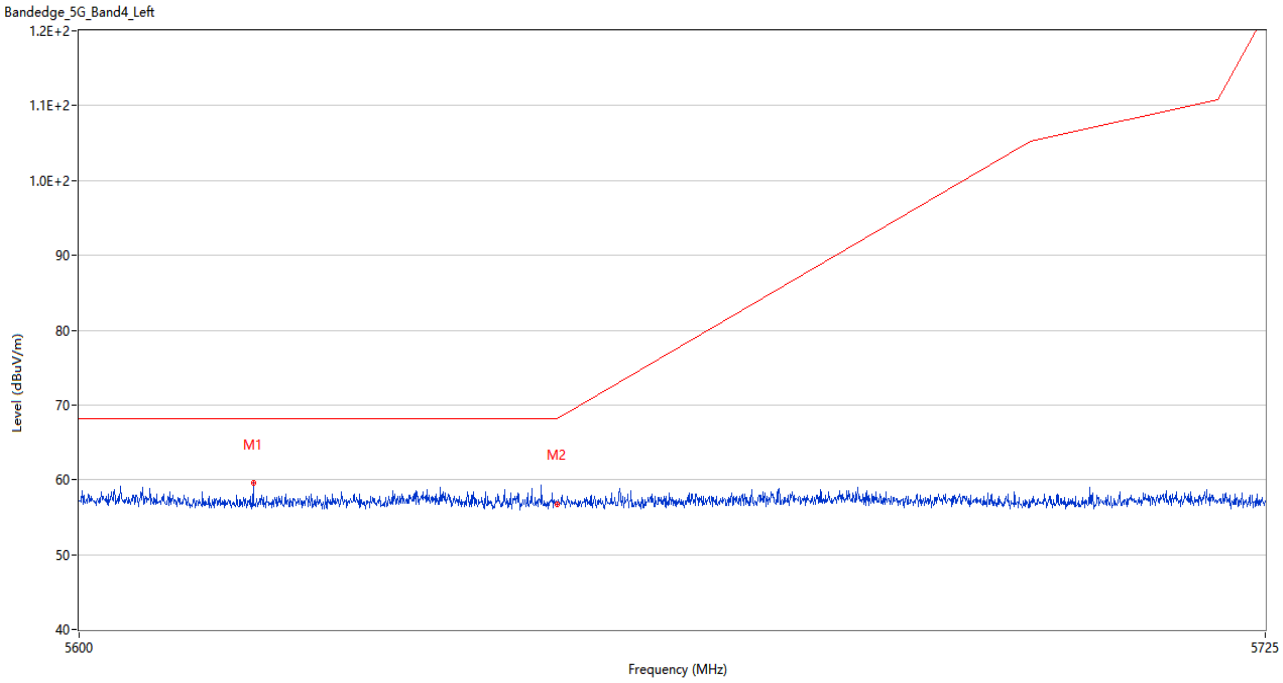

No.	Frequency (MHz)	Results (dBuV/m)	Factor (dB)	Limit (dBuV/m)	Over Limit (dB)	Detector	Table (Degree)	Height (cm)	Antenna	Verdict
1	5618.187	59.64	4.58	68.2	-8.56	Peak	303.00	100	Horizontal	Pass
2	5650.000	56.72	4.41	68.2	-11.48	Peak	305.00	150	Horizontal	Pass

U-NII-3 11ac80 CH155

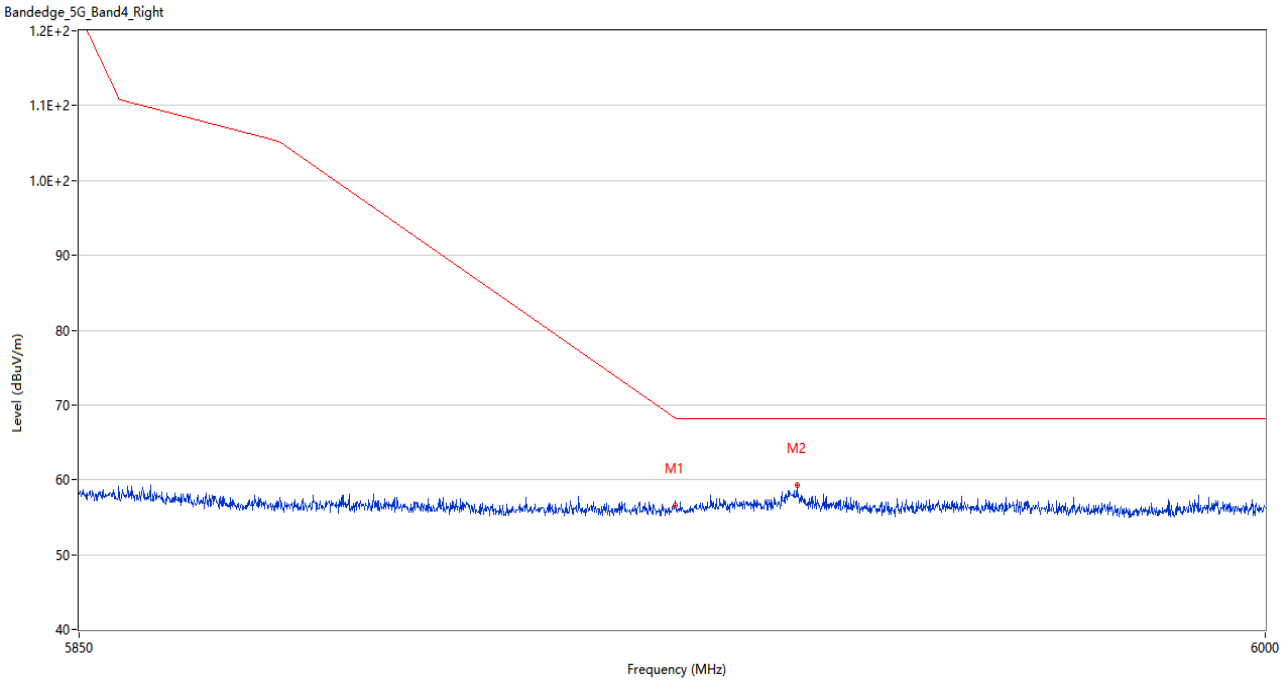

No.	Frequency (MHz)	Results (dBuV/m)	Factor (dB)	Limit (dBuV/m)	Over Limit (dB)	Detector	Table (Degree)	Height (cm)	Antenna	Verdict
1	5924.925	56.59	3.49	68.3	-11.71	Peak	241.00	100	Horizontal	Pass
2	5940.300	59.26	4.40	68.2	-8.94	Peak	109.00	100	Horizontal	Pass

U-NII-2C & U-NII-3 11a CH144

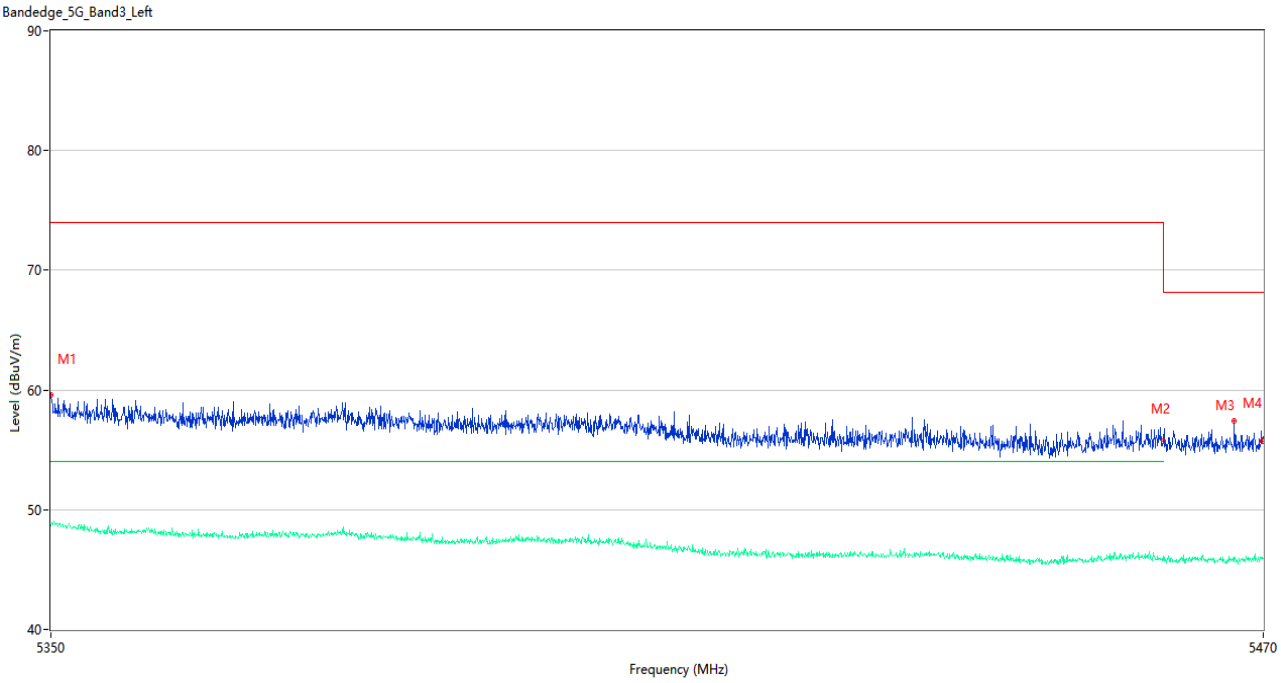

No.	Frequency (MHz)	Results (dBuV/m)	Factor (dB)	Limit (dBuV/m)	Over Limit (dB)	Detector	Table (Degree)	Height (cm)	Antenna	Verdict
1	5350.000	59.60	5.11	74.0	-14.40	Peak	163.00	200	Horizontal	Pass
1**	5350.000	48.68	5.11	54.0	-5.32	AV	163.00	200	Horizontal	Pass
2	5459.980	55.68	4.04	74.0	-18.32	Peak	214.00	200	Horizontal	Pass
2**	5459.980	46.14	4.04	54.0	-7.86	AV	214.00	200	Horizontal	Pass
3	5467.120	57.43	3.93	68.2	-10.77	Peak	173.00	100	Horizontal	Pass
3**	5467.120	45.98	3.93	--	--	AV	173.00	100	Horizontal	N/A
4	5469.940	55.74	4.06	68.2	-12.46	Peak	197.00	150	Horizontal	Pass
4**	5469.940	45.90	4.06	--	--	AV	197.00	150	Horizontal	N/A

U-NII-2C & U-NII-3 11a CH144

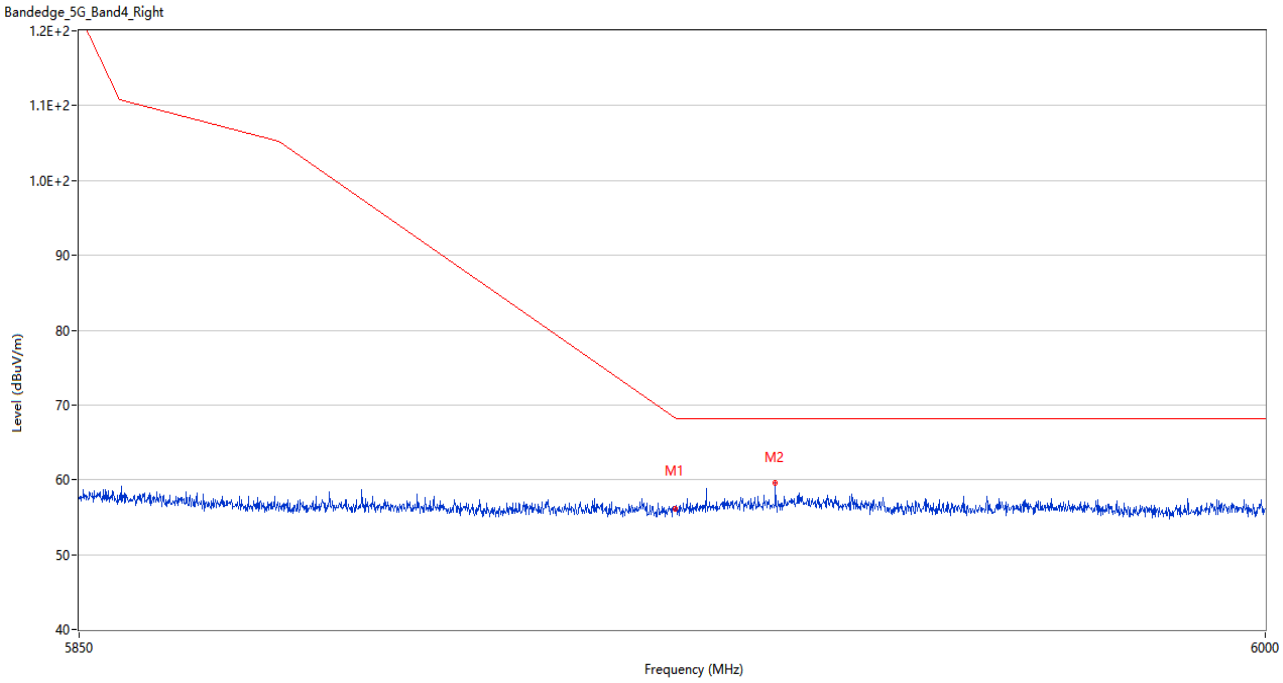

No.	Frequency (MHz)	Results (dBuV/m)	Factor (dB)	Limit (dBuV/m)	Over Limit (dB)	Detector	Table (Degree)	Height (cm)	Antenna	Verdict
1	5924.925	56.08	3.49	68.3	-12.22	Peak	129.00	150	Horizontal	Pass
2	5937.600	59.52	4.26	68.2	-8.68	Peak	14.00	150	Horizontal	Pass

U-NII-2C & U-NII-3 11n20 CH144

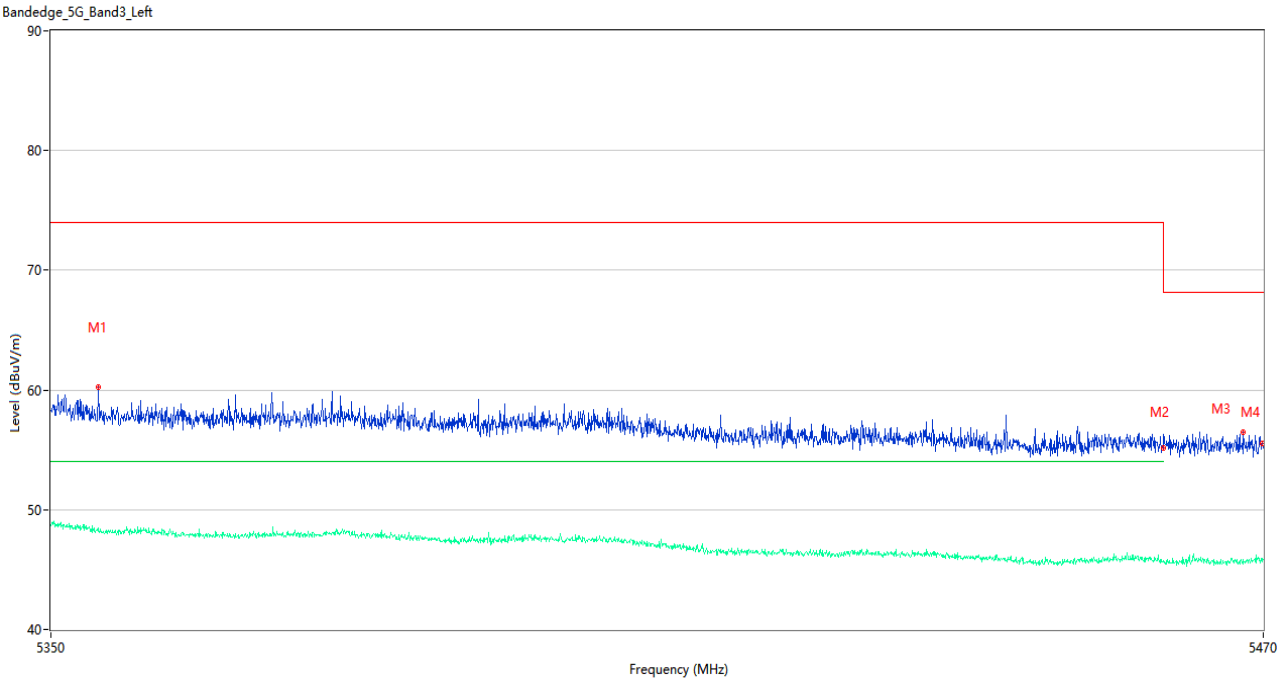

No.	Frequency (MHz)	Results (dBuV/m)	Factor (dB)	Limit (dBuV/m)	Over Limit (dB)	Detector	Table (Degree)	Height (cm)	Antenna	Verdict
1	5354.680	60.23	4.61	74.0	-13.77	Peak	274.00	150	Horizontal	Pass
1**	5354.680	48.20	4.61	54.0	-5.80	AV	274.00	150	Horizontal	Pass
2	5459.980	55.16	4.04	74.0	-18.84	Peak	70.00	200	Horizontal	Pass
2**	5459.980	45.73	4.04	54.0	-8.27	AV	70.00	200	Horizontal	Pass
3	5468.020	56.48	3.97	68.2	-11.72	Peak	280.00	100	Horizontal	Pass
3**	5468.020	45.81	3.97	--	--	AV	280.00	100	Horizontal	N/A
4	5469.940	55.50	4.06	68.2	-12.70	Peak	56.00	150	Horizontal	Pass
4**	5469.940	45.68	4.06	--	--	AV	56.00	150	Horizontal	N/A

U-NII-2C & U-NII-3 11n20 CH144

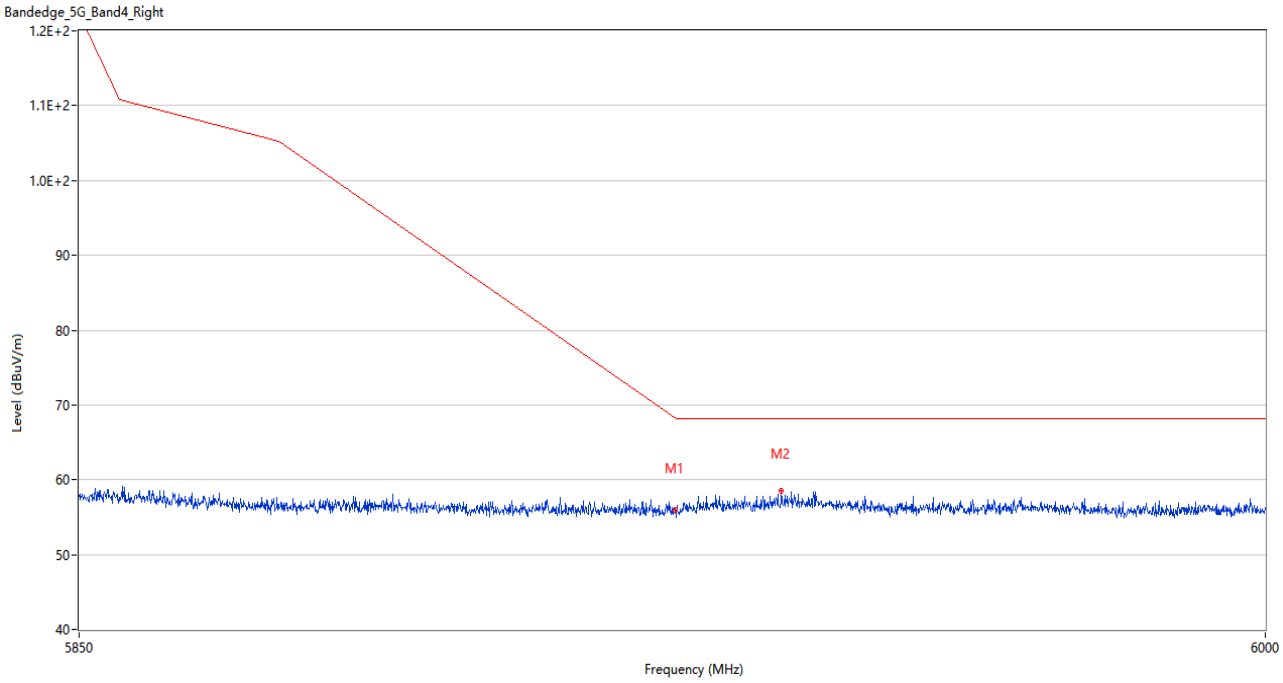

No.	Frequency (MHz)	Results (dBuV/m)	Factor (dB)	Limit (dBuV/m)	Over Limit (dB)	Detector	Table (Degree)	Height (cm)	Antenna	Verdict
1	5924.925	55.92	3.49	68.3	-12.38	Peak	352.00	150	Horizontal	Pass
2	5938.350	58.57	4.31	68.2	-9.63	Peak	173.00	200	Horizontal	Pass

U-NII-2C & U-NII-3 11n40 CH142

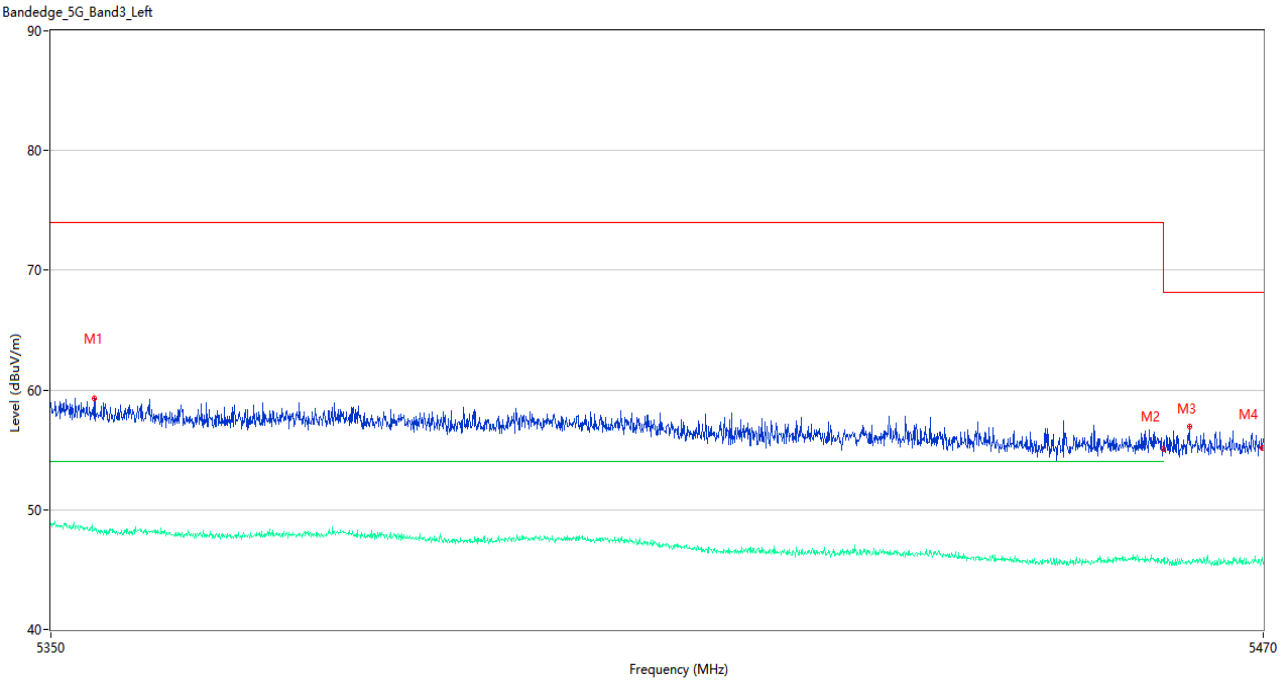

No.	Frequency (MHz)	Results (dBuV/m)	Factor (dB)	Limit (dBuV/m)	Over Limit (dB)	Detector	Table (Degree)	Height (cm)	Antenna	Verdict
1	5354.200	59.27	4.69	74.0	-14.73	Peak	103.00	200	Horizontal	Pass
1**	5354.200	48.25	4.69	54.0	-5.75	AV	103.00	200	Horizontal	Pass
2	5459.980	55.11	4.04	74.0	-18.89	Peak	295.00	200	Horizontal	Pass
2**	5459.980	45.93	4.04	54.0	-8.07	AV	295.00	200	Horizontal	Pass
3	5462.620	56.94	3.98	68.2	-11.26	Peak	319.00	200	Horizontal	Pass
3**	5462.620	45.69	3.98	--	--	AV	319.00	200	Horizontal	N/A
4	5469.940	55.15	4.06	68.2	-13.05	Peak	304.00	150	Horizontal	Pass
4**	5469.940	45.89	4.06	--	--	AV	304.00	150	Horizontal	N/A

U-NII-2C & U-NII-3 11n40 CH142

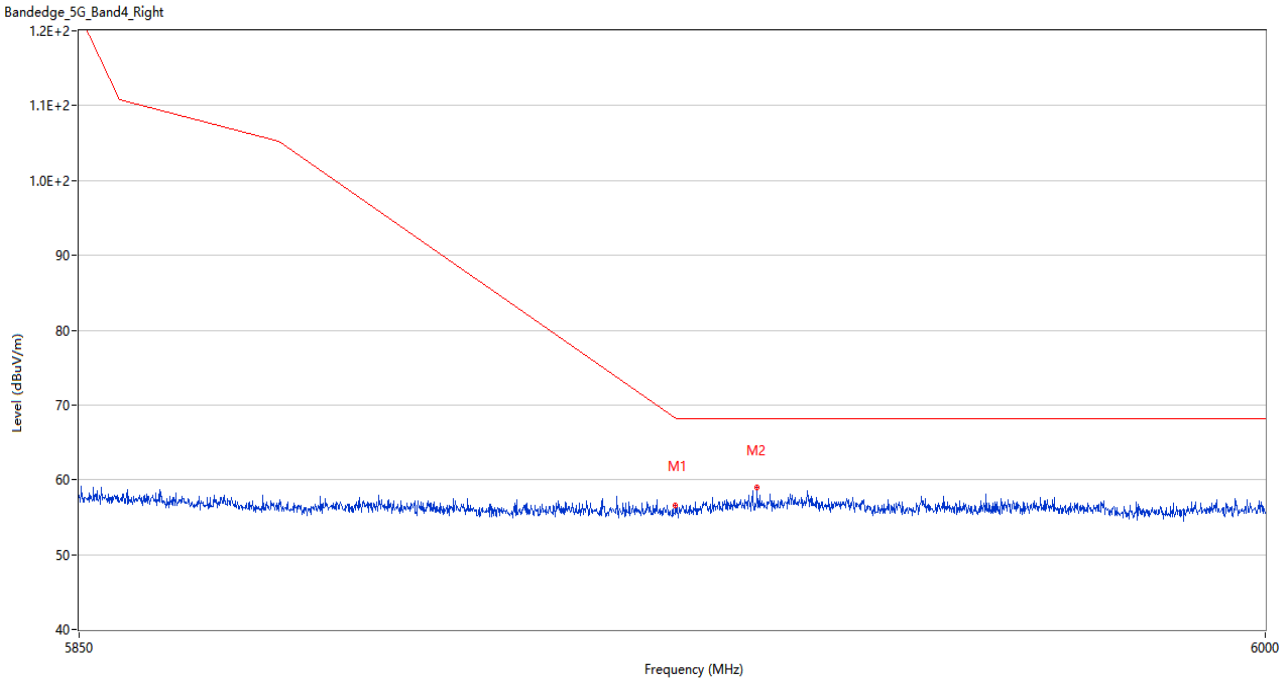

No.	Frequency (MHz)	Results (dBuV/m)	Factor (dB)	Limit (dBuV/m)	Over Limit (dB)	Detector	Table (Degree)	Height (cm)	Antenna	Verdict
1	5924.925	56.56	3.49	68.3	-11.74	Peak	133.00	200	Horizontal	Pass
2	5935.275	58.97	4.22	68.2	-9.23	Peak	65.00	100	Horizontal	Pass

U-NII-2C & U-NII-3 11ac20 CH144

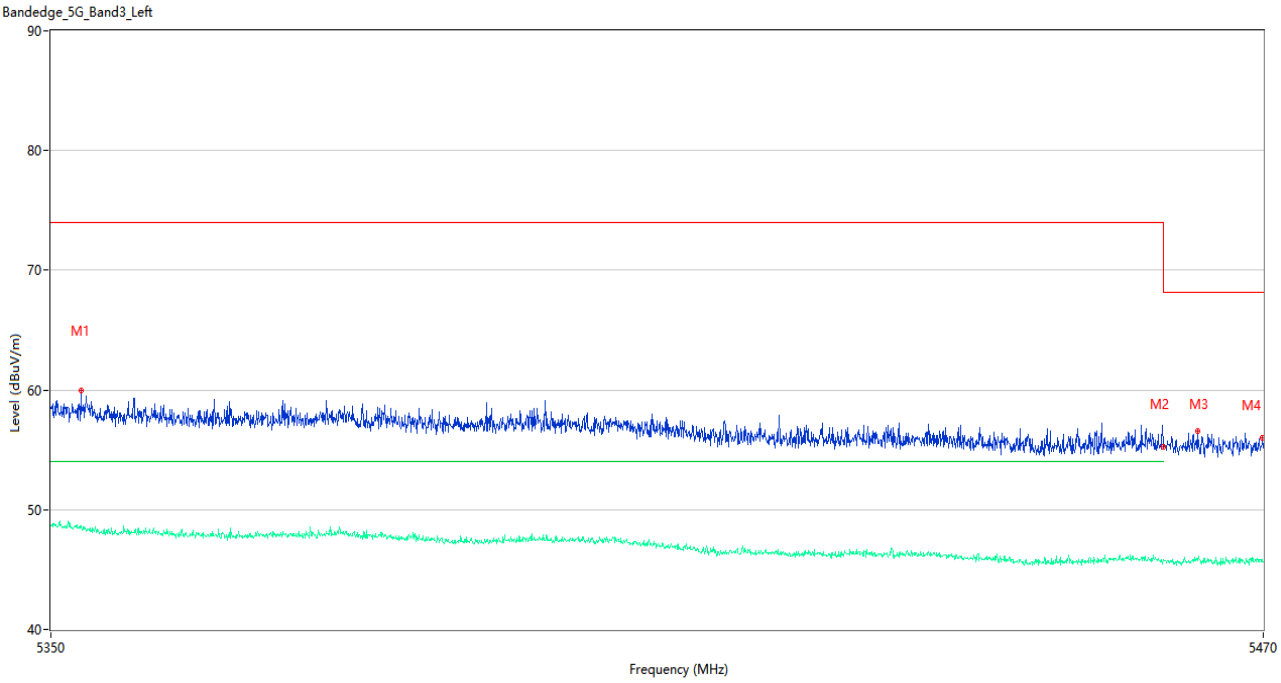

No.	Frequency (MHz)	Results (dBuV/m)	Factor (dB)	Limit (dBuV/m)	Over Limit (dB)	Detector	Table (Degree)	Height (cm)	Antenna	Verdict
1	5352.940	59.98	4.88	74.0	-14.02	Peak	151.00	150	Horizontal	Pass
1**	5352.940	48.62	4.88	54.0	-5.38	AV	151.00	150	Horizontal	Pass
2	5459.980	55.25	4.04	74.0	-18.75	Peak	295.00	100	Horizontal	Pass
2**	5459.980	45.88	4.04	54.0	-8.12	AV	295.00	100	Horizontal	Pass
3	5463.400	56.58	4.04	68.2	-11.62	Peak	100.00	200	Horizontal	Pass
3**	5463.400	45.72	4.04	--	--	AV	100.00	200	Horizontal	N/A
4	5469.940	56.02	4.06	68.2	-12.18	Peak	84.00	150	Horizontal	Pass
4**	5469.940	45.83	4.06	--	--	AV	84.00	150	Horizontal	N/A

U-NII-2C & U-NII-3 11ac20 CH144

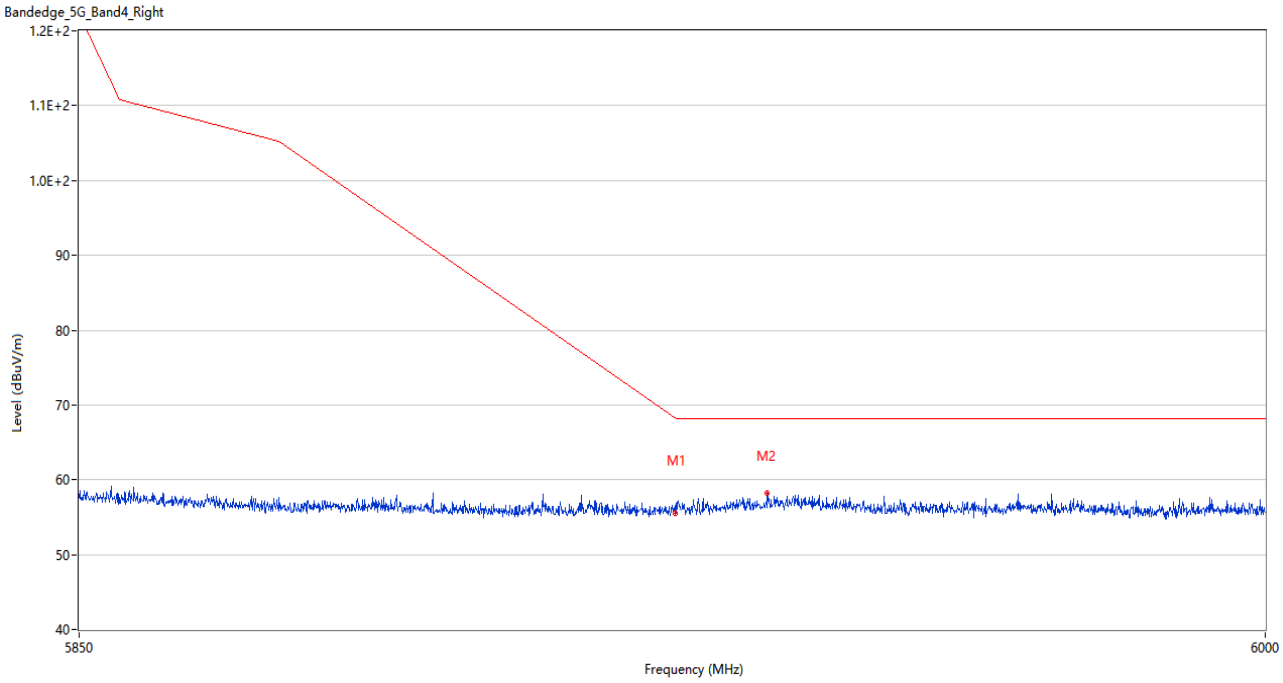

No.	Frequency (MHz)	Results (dBuV/m)	Factor (dB)	Limit (dBuV/m)	Over Limit (dB)	Detector	Table (Degree)	Height (cm)	Antenna	Verdict
1	5924.925	55.57	3.49	68.3	-12.73	Peak	5.00	150	Horizontal	Pass
2	5936.550	58.16	4.23	68.2	-10.04	Peak	211.00	200	Horizontal	Pass

U-NII-2C & U-NII-3 11ac40 CH142

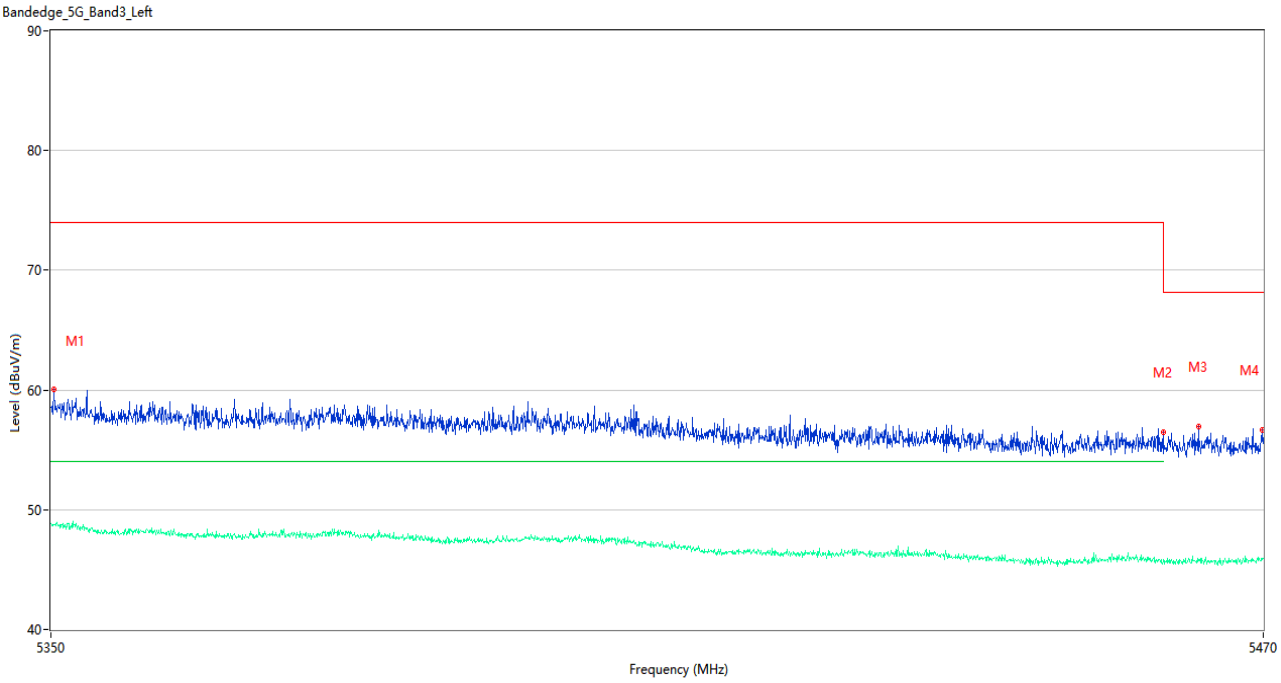

No.	Frequency (MHz)	Results (dBuV/m)	Factor (dB)	Limit (dBuV/m)	Over Limit (dB)	Detector	Table (Degree)	Height (cm)	Antenna	Verdict
1	5350.300	60.05	5.07	74.0	-13.95	Peak	11.00	200	Horizontal	Pass
1**	5350.300	48.76	5.07	54.0	-5.24	AV	11.00	200	Horizontal	Pass
2	5459.980	56.47	4.04	74.0	-17.53	Peak	127.00	200	Horizontal	Pass
2**	5459.980	45.76	4.04	54.0	-8.24	AV	127.00	200	Horizontal	Pass
3	5463.520	56.92	4.03	68.2	-11.28	Peak	188.00	150	Horizontal	Pass
3**	5463.520	45.72	4.03	--	--	AV	188.00	150	Horizontal	N/A
4	5469.940	56.65	4.06	68.2	-11.55	Peak	264.00	150	Horizontal	Pass
4**	5469.940	45.86	4.06	--	--	AV	264.00	150	Horizontal	N/A

U-NII-2C & U-NII-3 11ac40 CH142

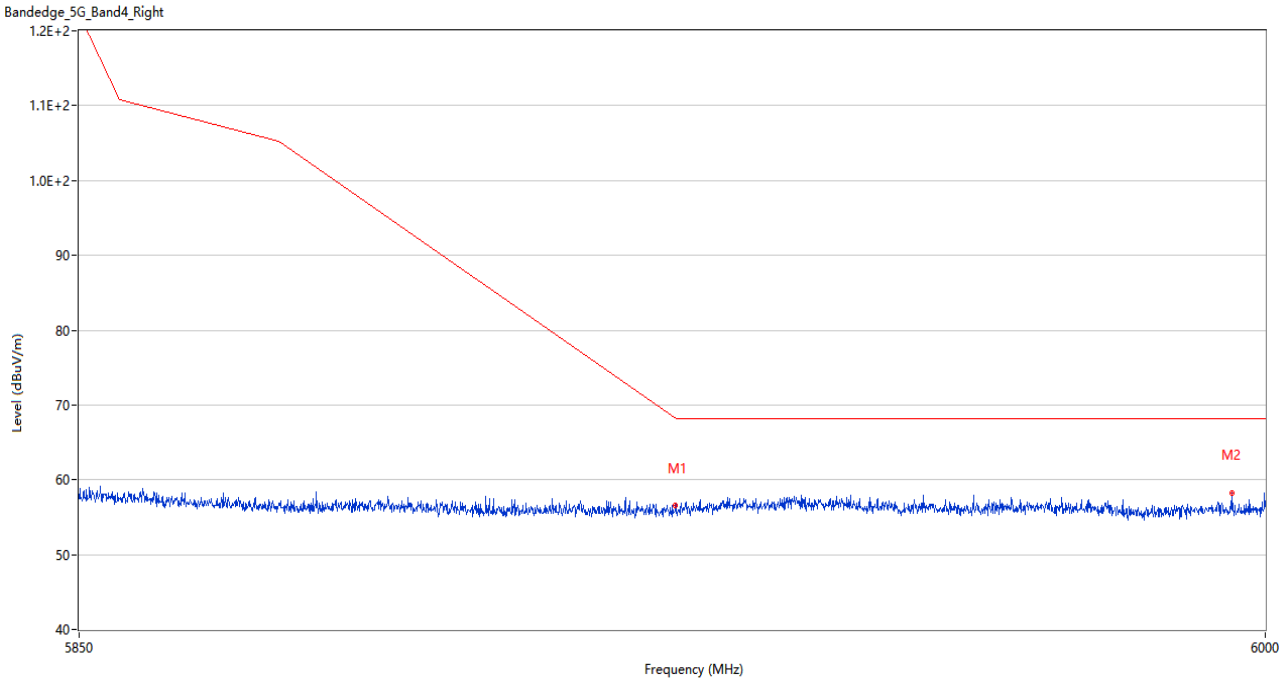

No.	Frequency (MHz)	Results (dBuV/m)	Factor (dB)	Limit (dBuV/m)	Over Limit (dB)	Detector	Table (Degree)	Height (cm)	Antenna	Verdict
1	5924.925	56.52	3.49	68.3	-11.78	Peak	330.00	150	Horizontal	Pass
2	5995.800	58.29	4.25	68.2	-9.91	Peak	0.00	200	Horizontal	Pass

U-NII-2C & U-NII-3 11ac80 CH138

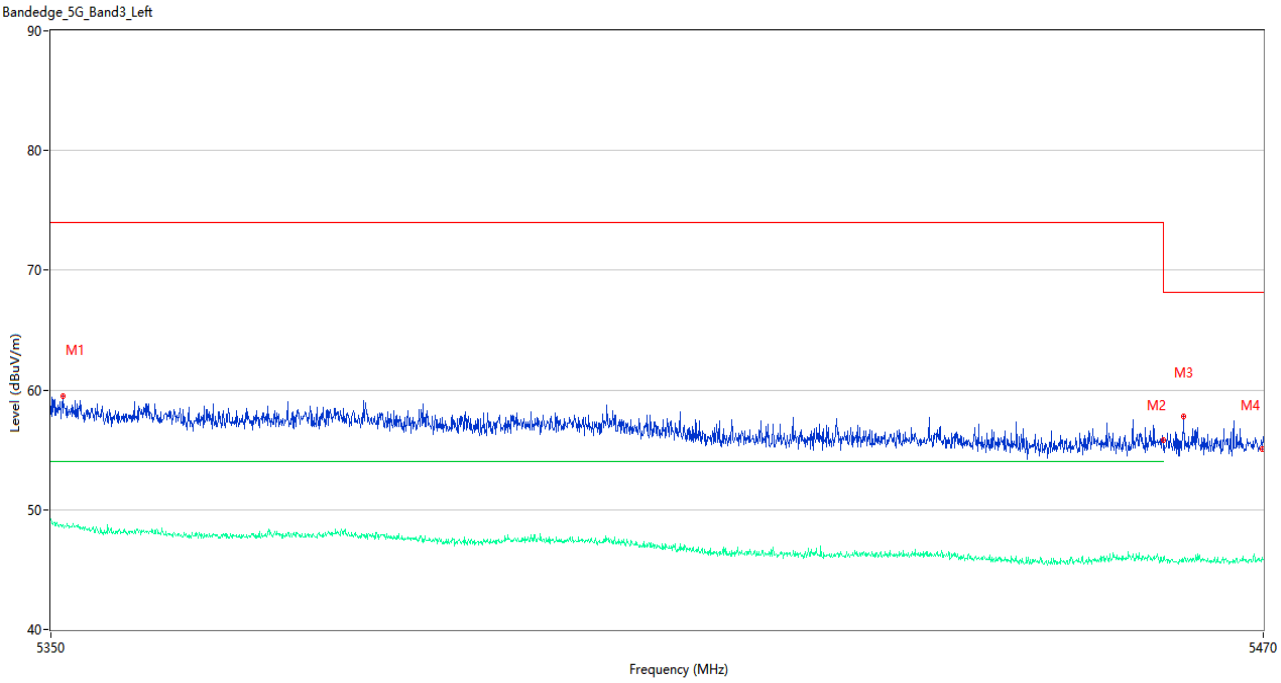

No.	Frequency (MHz)	Results (dBuV/m)	Factor (dB)	Limit (dBuV/m)	Over Limit (dB)	Detector	Table (Degree)	Height (cm)	Antenna	Verdict
1	5351.140	59.47	4.99	74.0	-14.53	Peak	142.00	200	Horizontal	Pass
1**	5351.140	48.74	4.99	54.0	-5.26	AV	142.00	200	Horizontal	Pass
2	5459.980	55.82	4.04	74.0	-18.18	Peak	280.00	150	Horizontal	Pass
2**	5459.980	45.73	4.04	54.0	-8.27	AV	280.00	150	Horizontal	Pass
3	5462.080	57.77	3.94	68.2	-10.43	Peak	152.00	100	Horizontal	Pass
3**	5462.080	45.66	3.94	--	--	AV	152.00	100	Horizontal	N/A
4	5469.940	55.07	4.06	68.2	-13.13	Peak	282.00	100	Horizontal	Pass
4**	5469.940	45.87	4.06	--	--	AV	282.00	100	Horizontal	N/A

U-NII-2C & U-NII-3 11ac80 CH138

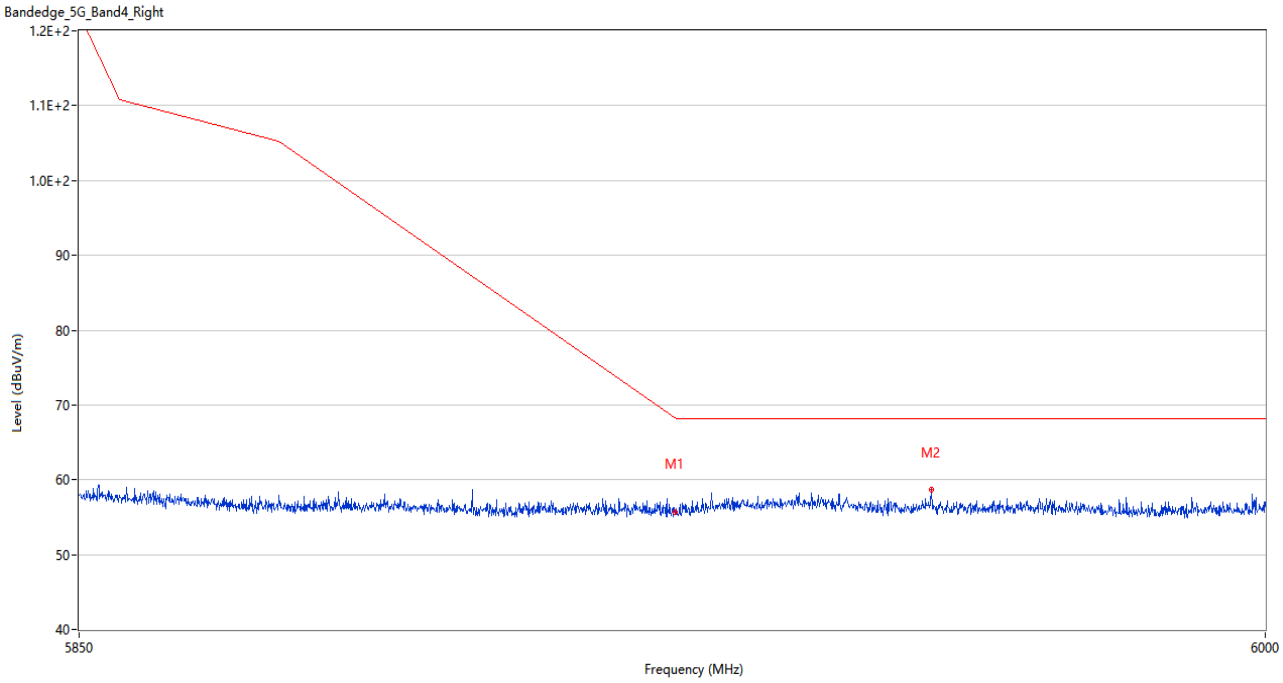

No.	Frequency (MHz)	Results (dBuV/m)	Factor (dB)	Limit (dBuV/m)	Over Limit (dB)	Detector	Table (Degree)	Height (cm)	Antenna	Verdict
1	5924.925	55.68	3.49	68.3	-12.62	Peak	360.00	200	Horizontal	Pass
2	5957.400	58.65	3.81	68.2	-9.55	Peak	160.00	100	Horizontal	Pass

ANNEX B TEST SETUP PHOTOS

Please refer the document “BL-SZ2290498-AR.PDF”.

ANNEX C EUT EXTERNAL PHOTOS

Please refer the document “BL-SZ2290498-AW.PDF”.

ANNEX D EUT INTERNAL PHOTOS

Please refer the document “BL-SZ2290498-AI.PDF”.

Statement

1. The laboratory guarantees the scientificity, accuracy and impartiality of the test, and is responsible for all the information in the report, except the information provided by the customer. The customer is responsible for the impact of the information provided on the validity of the results.
2. The report without China inspection body and laboratory Mandatory Approval (CMA) mark has no effect of proving to the society.
3. For the report with CNAS mark or A2LA mark, the items marked with "☆" are not within the accredited scope.
4. This report is invalid if it is altered, without the signature of the testing and approval personnel, or without the “inspection and testing dedicated stamp” or test report stamp.
5. The test data and results are only valid for the tested samples provided by the customer.
6. This report shall not be partially reproduced without the written permission of the laboratory.
7. Any objection shall be raised to the laboratory within 30 days after receiving the report.

--END OF REPORT--