11BE40MIMO_Ant1_6965

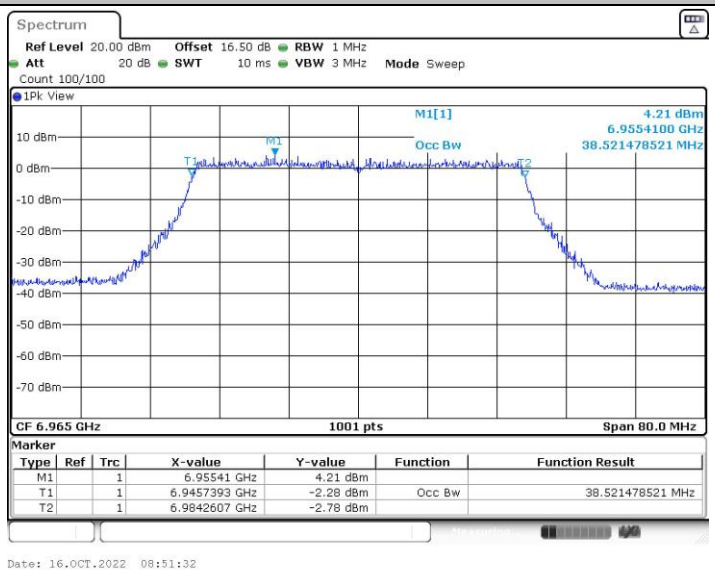


11BE40MIMO_Ant2_6965

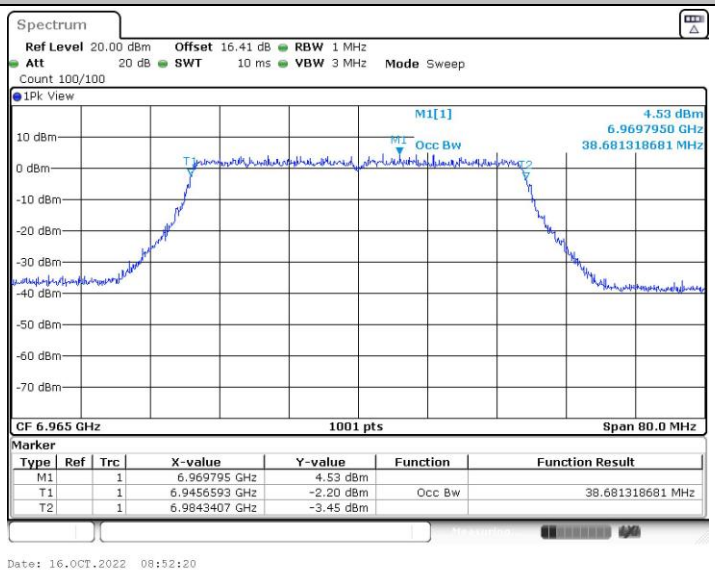

11BE40MIMO_Ant1_7085

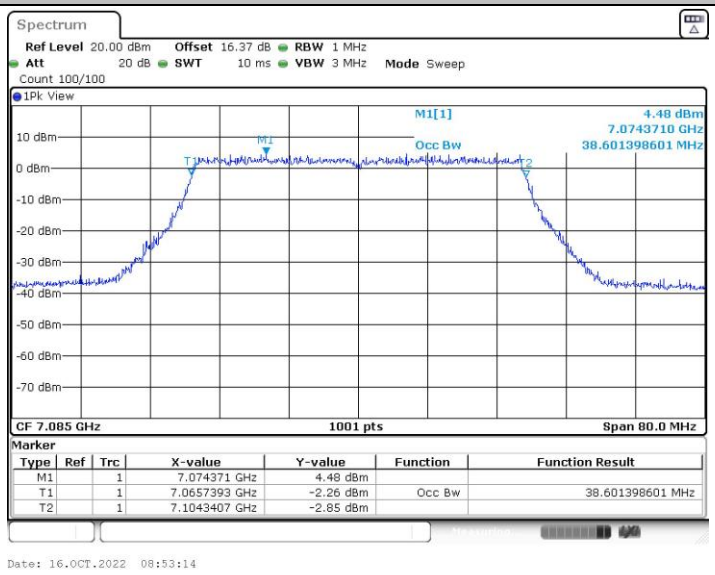


11BE40MIMO_Ant2_7085

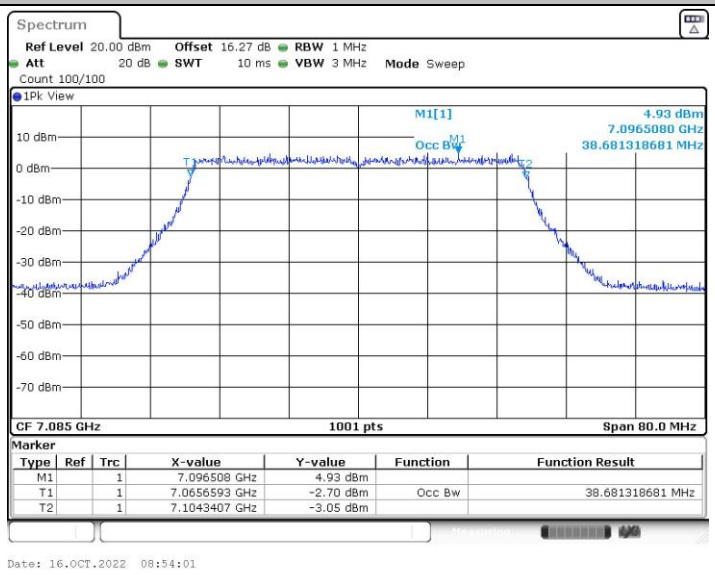

11BE80MIMO_Ant1_5985

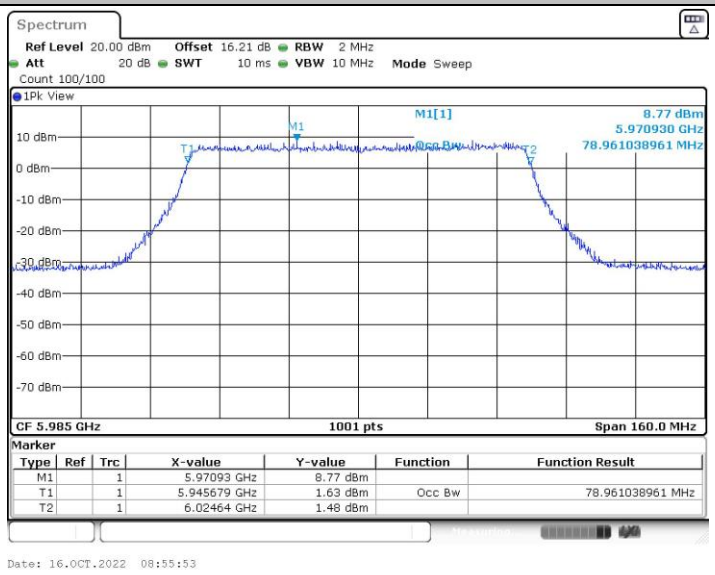


11BE80MIMO_Ant2_5985

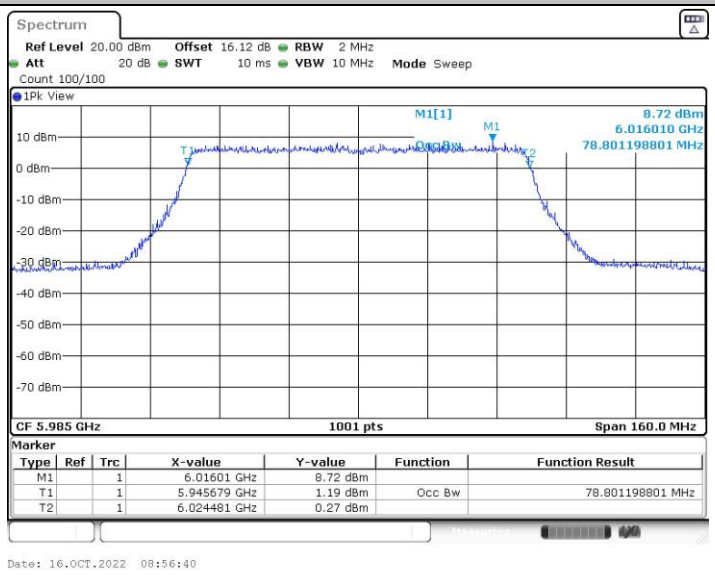

11BE80MIMO_Ant1_6145

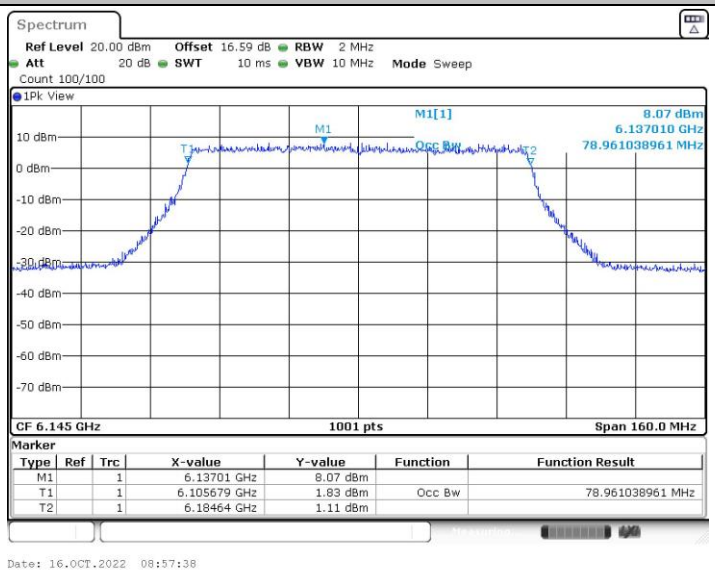


11BE80MIMO_Ant2_6145

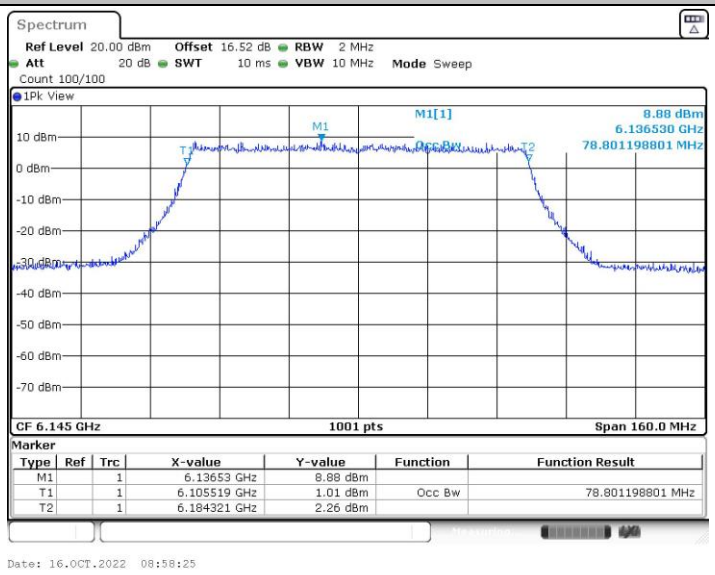

11BE80MIMO_Ant1_6385

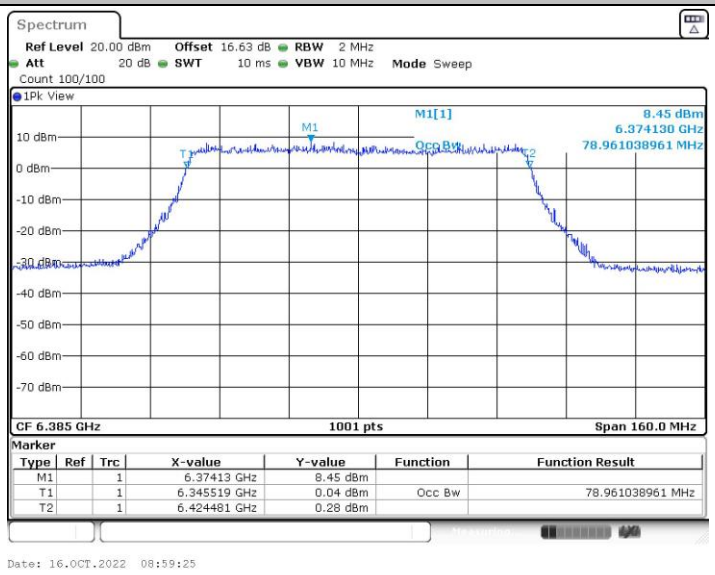


11BE80MIMO_Ant2_6385

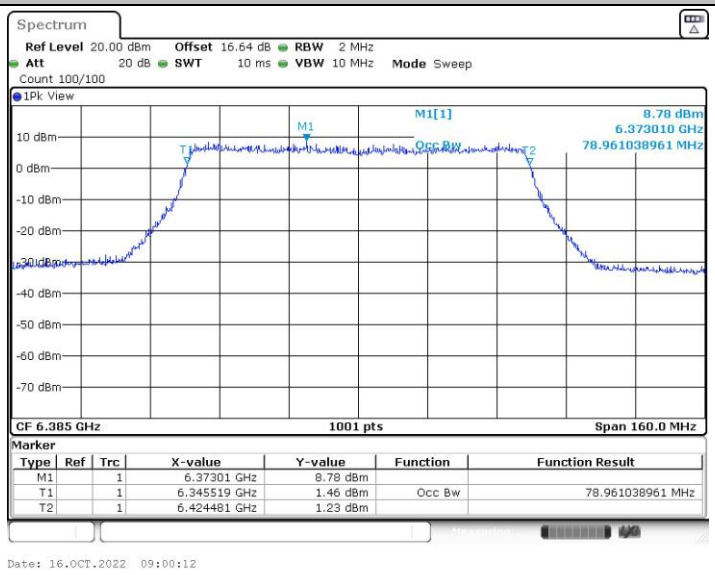

11BE80MIMO_Ant1_6465

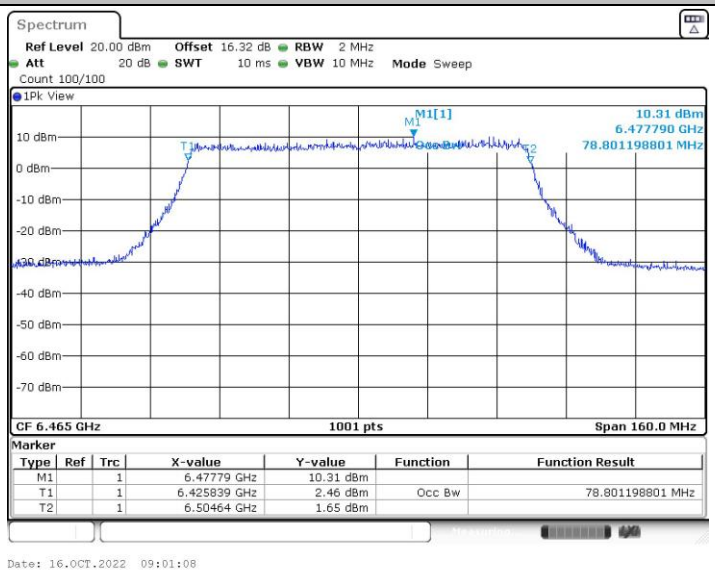


11BE80MIMO_Ant2_6465

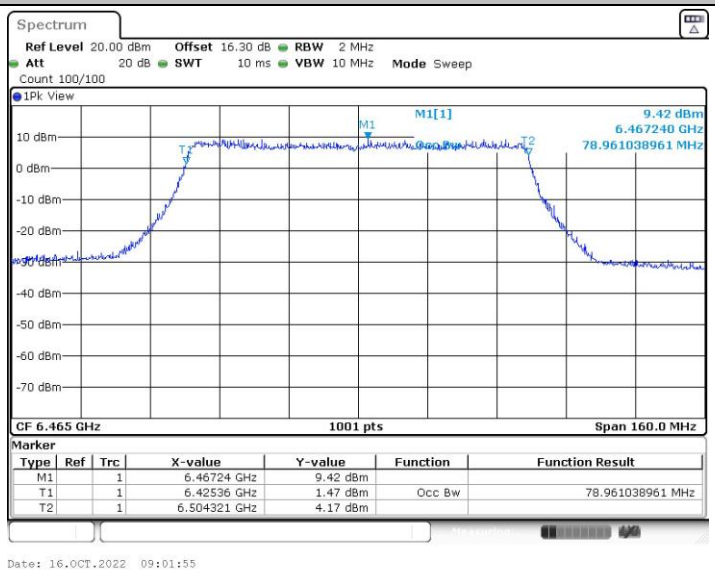

11BE80MIMO_Ant1_6545

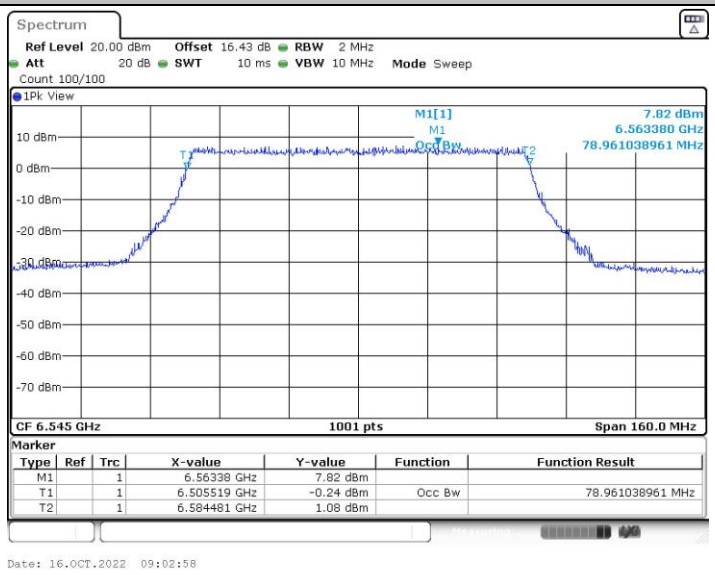


11BE80MIMO_Ant2_6545

11BE80MIMO_Ant1_6625

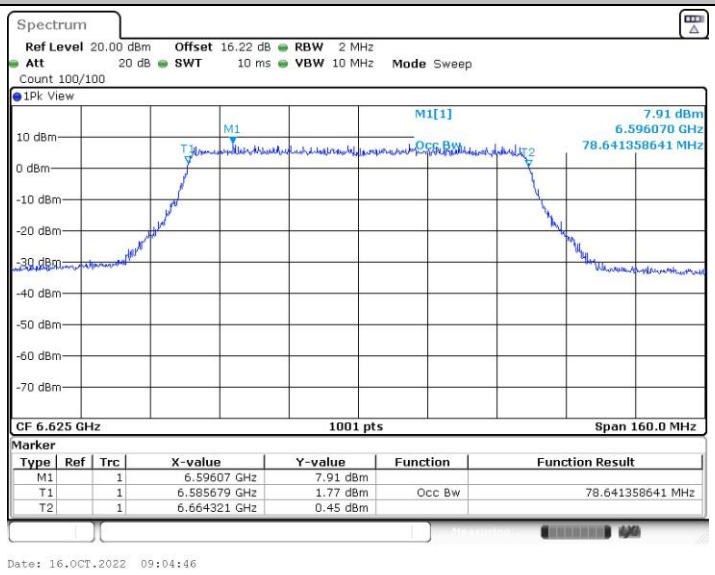


11BE80MIMO_Ant2_6625

11BE80MIMO_Ant1_6705

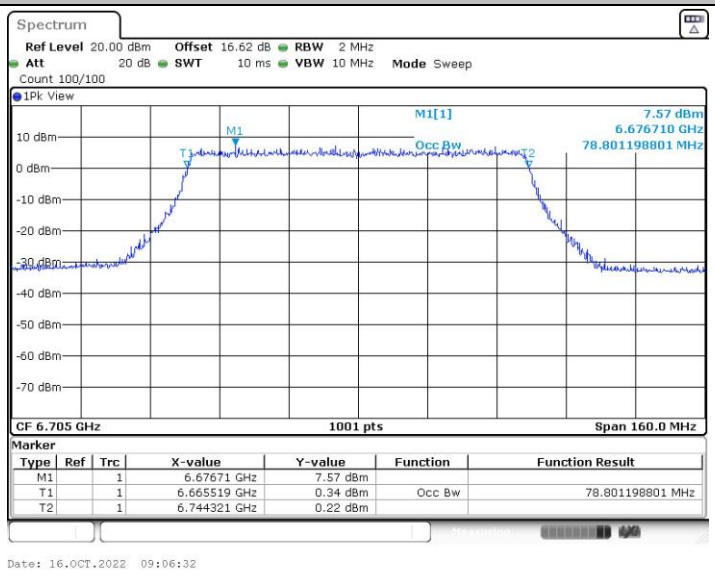


11BE80MIMO_Ant2_6705

11BE80MIMO_Ant1_6785

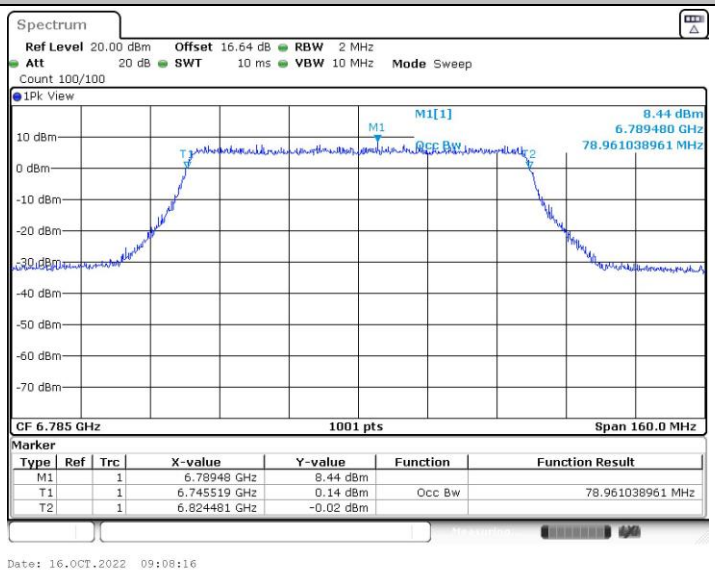


11BE80MIMO_Ant2_6785

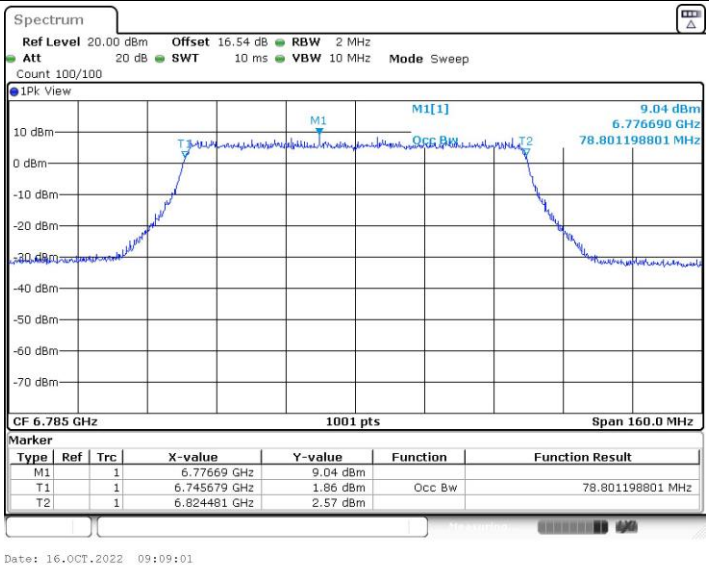

11BE80MIMO_Ant1_6865

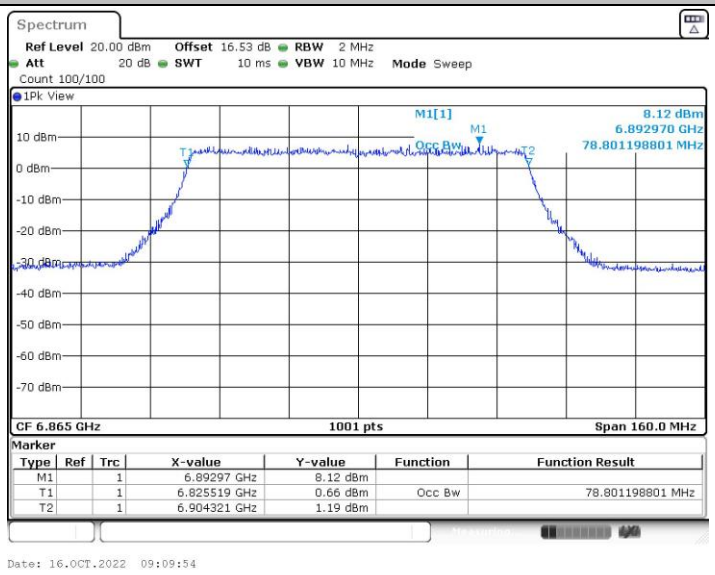


11BE80MIMO_Ant2_6865

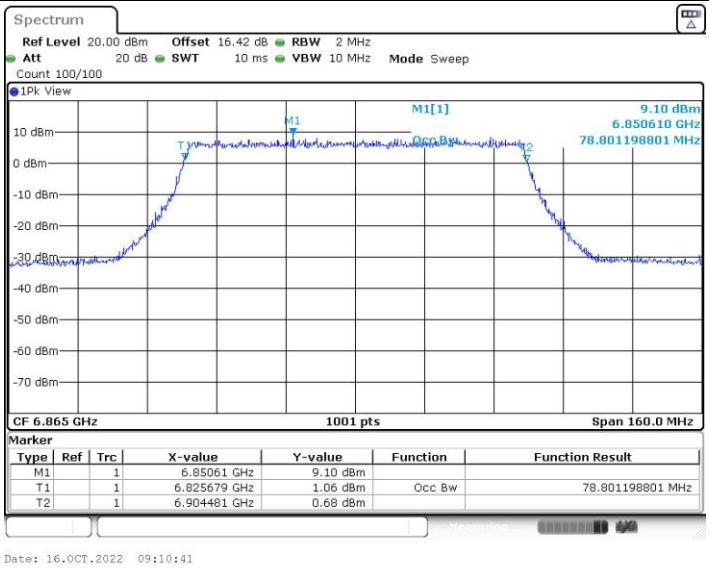

11BE80MIMO_Ant1_6945

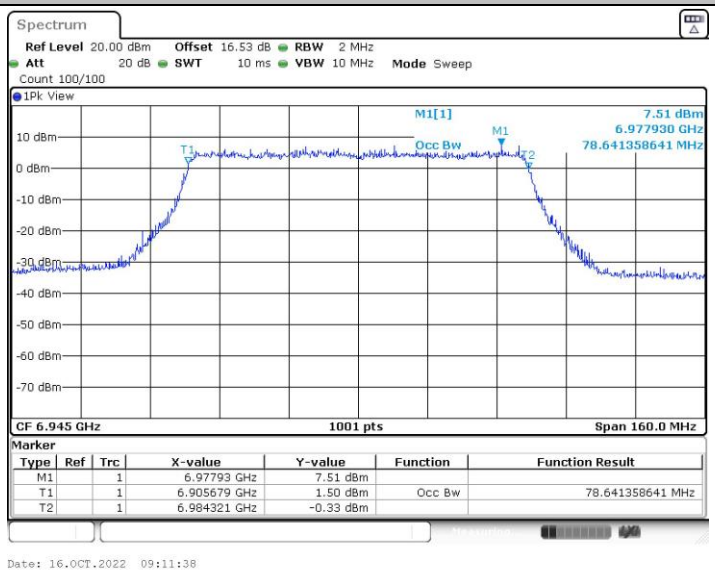


11BE80MIMO_Ant2_6945

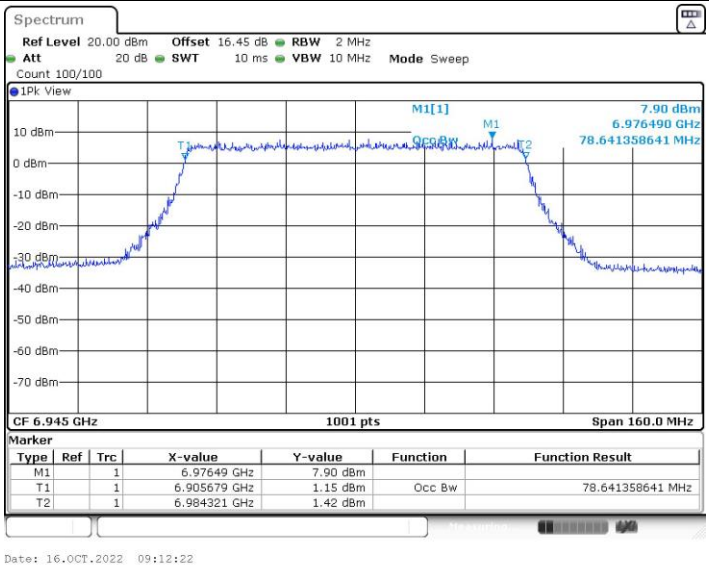

11BE80MIMO_Ant1_7025

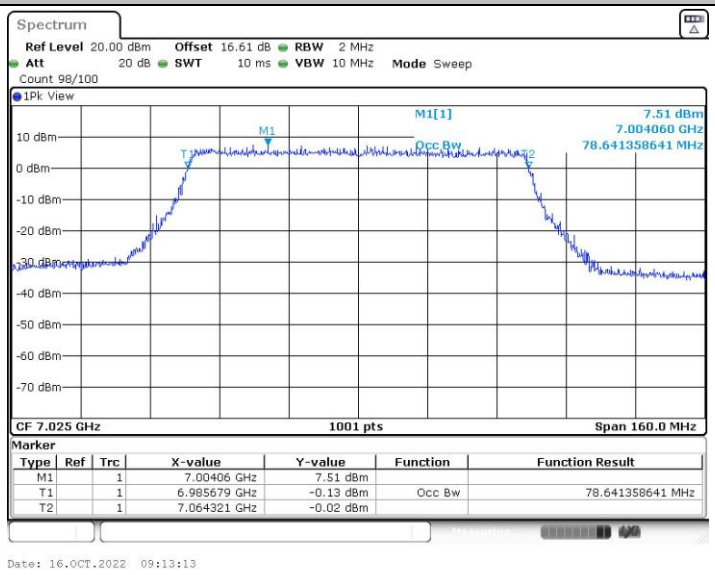


11BE80MIMO_Ant2_7025

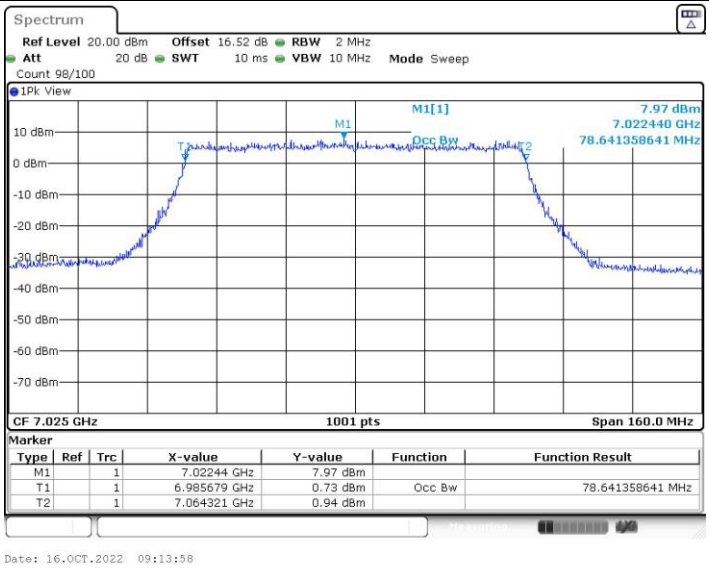

11BE160MIMO_Ant1_6025

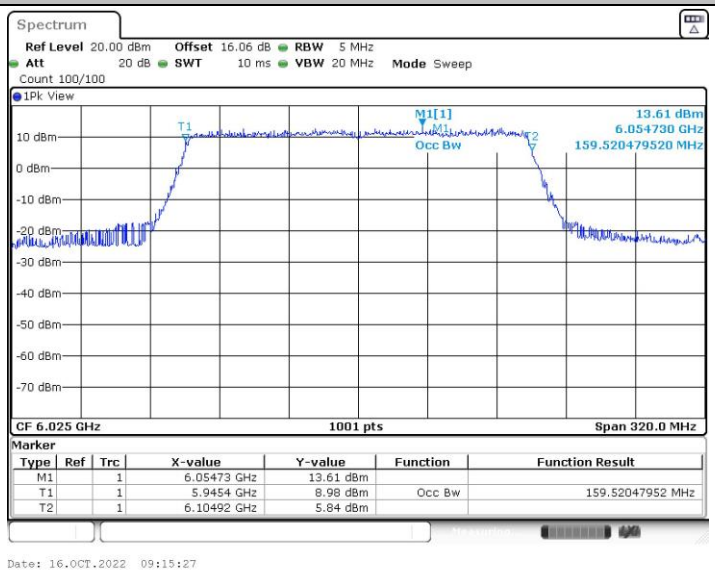


11BE160MIMO_Ant2_6025

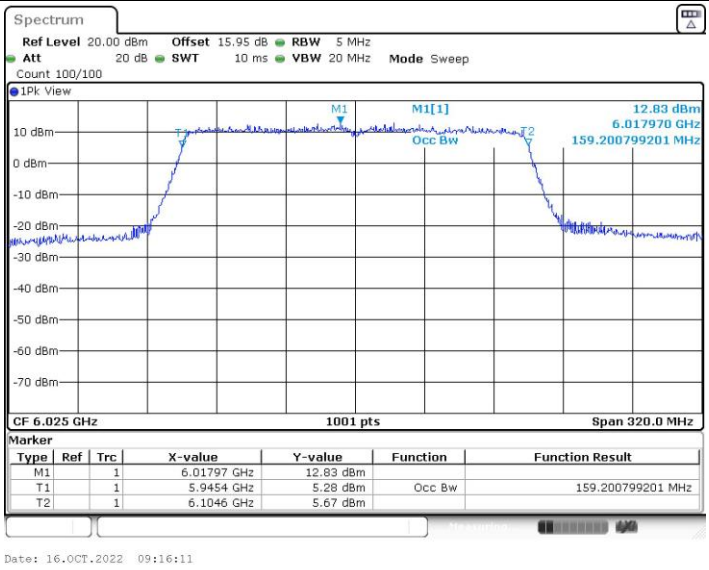

11BE160MIMO_Ant1_6185

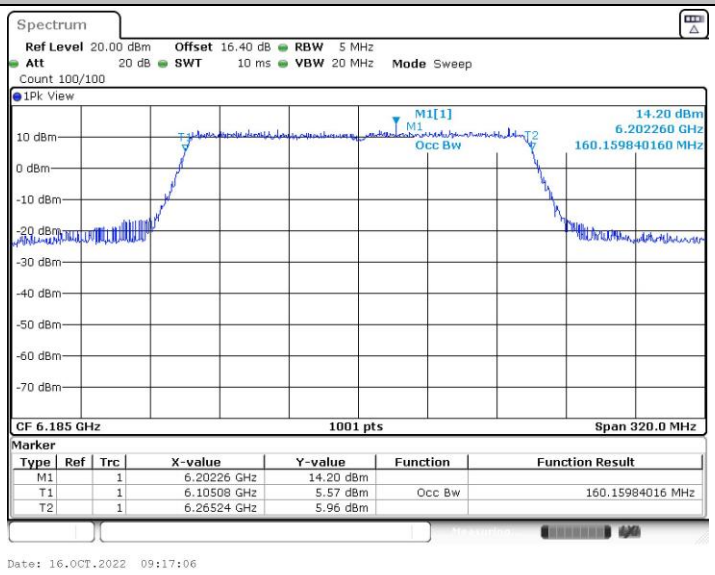


11BE160MIMO_Ant2_6185

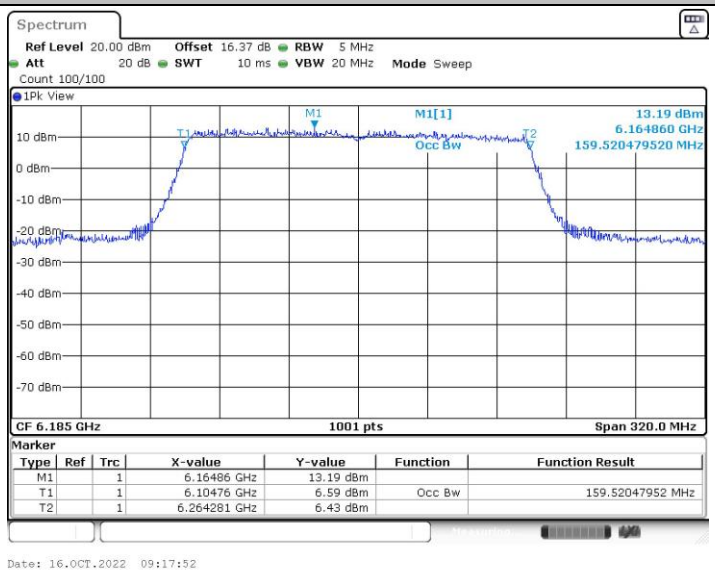

11BE160MIMO_Ant1_6345

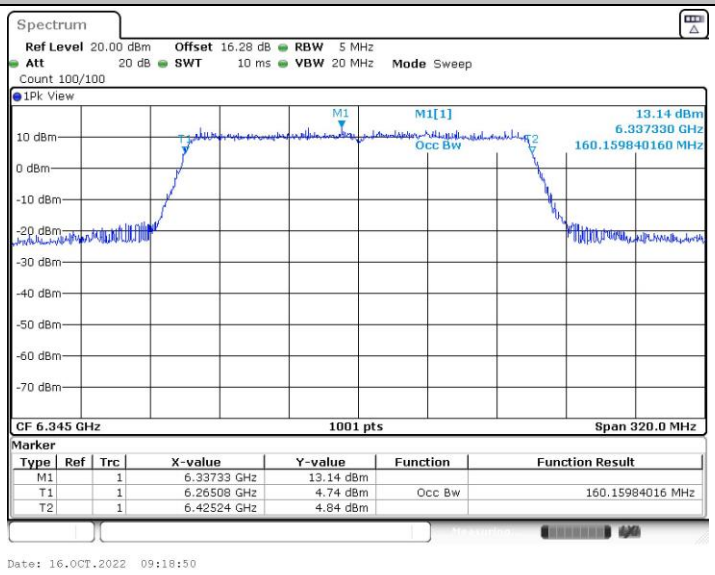


11BE160MIMO_Ant2_6345

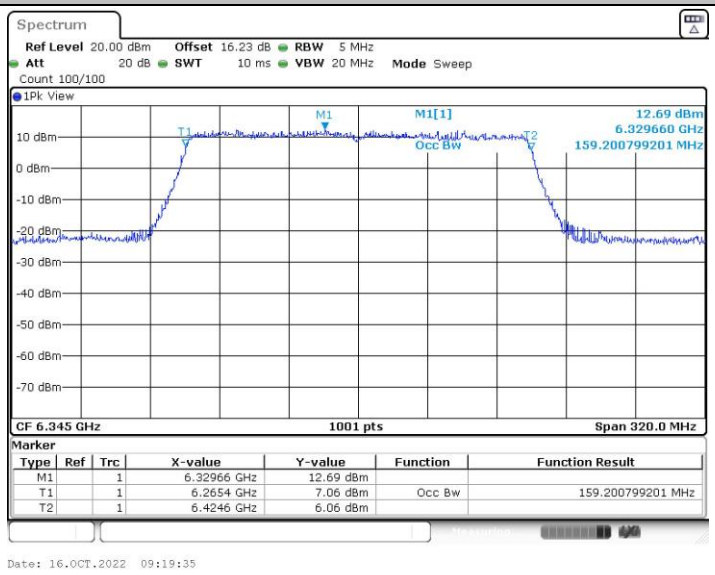

11BE160MIMO_Ant1_6505

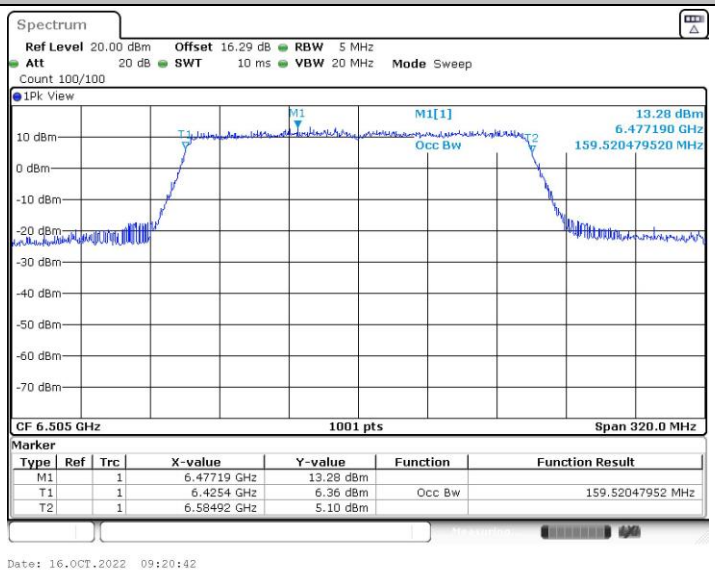


11BE160MIMO_Ant2_6505

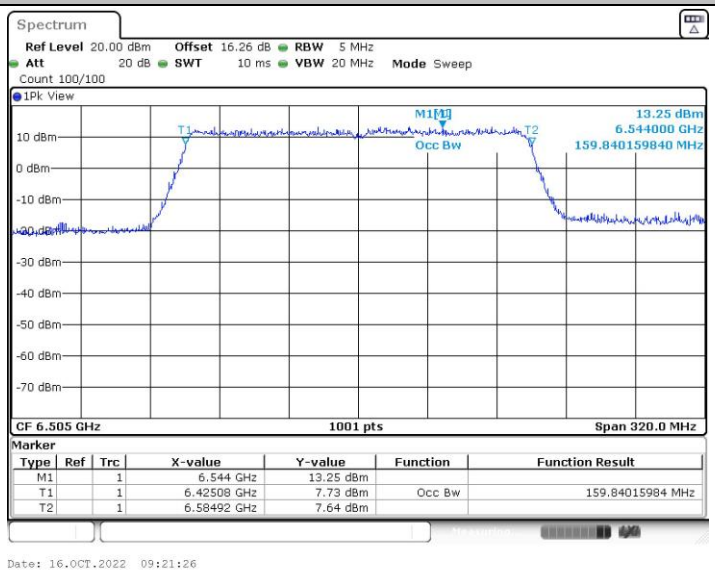

11BE160MIMO_Ant1_6665

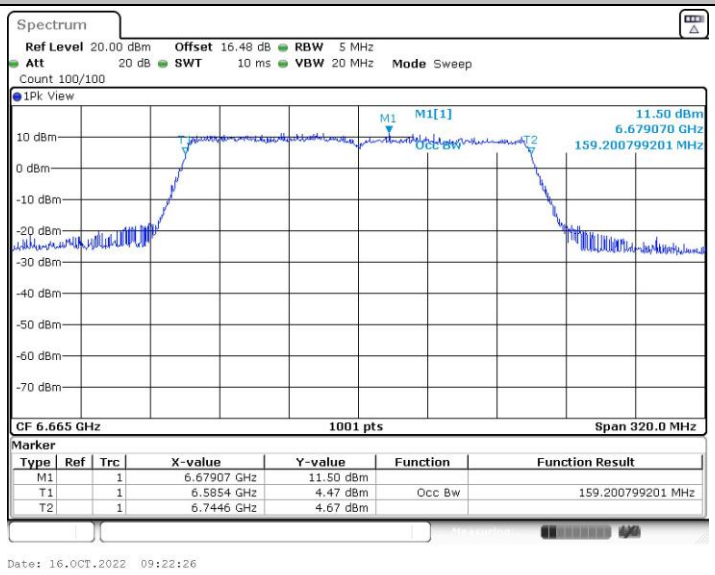


11BE160MIMO_Ant2_6665

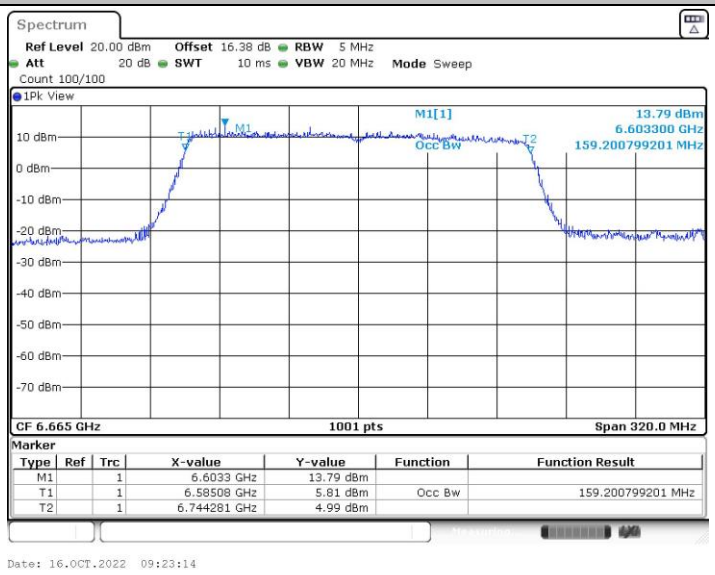

11BE160MIMO_Ant1_6825

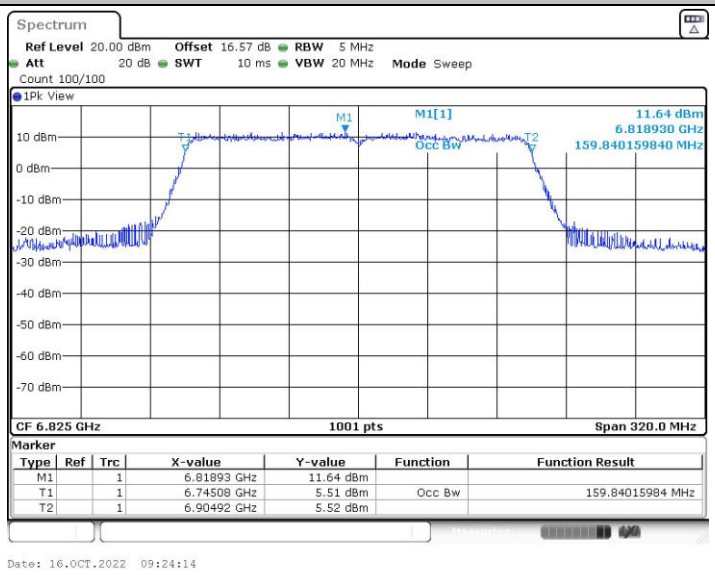


11BE160MIMO_Ant2_6825

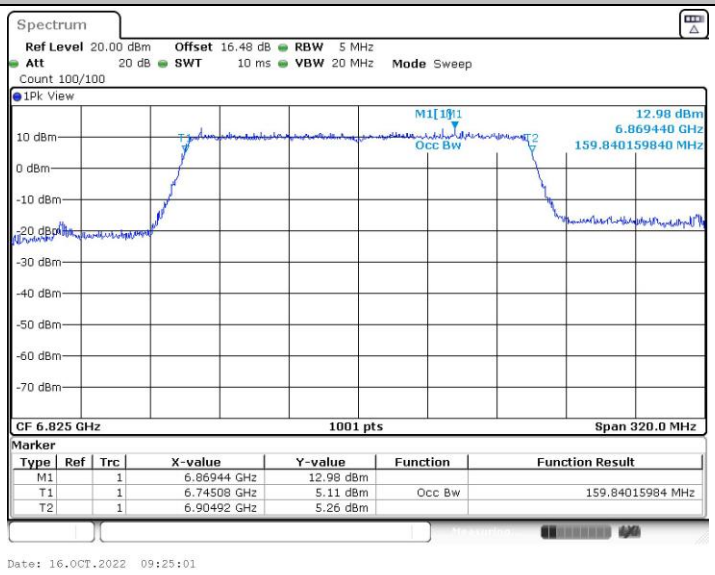

11BE160MIMO_Ant1_6985

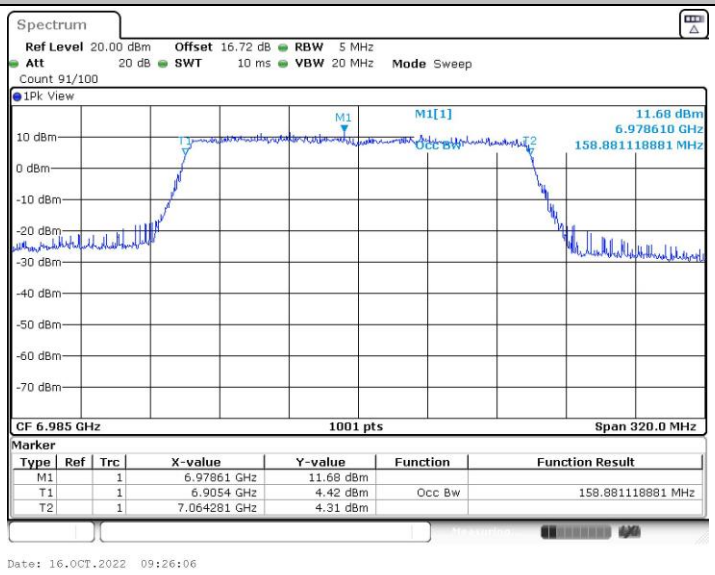


11BE160MIMO_Ant2_6985

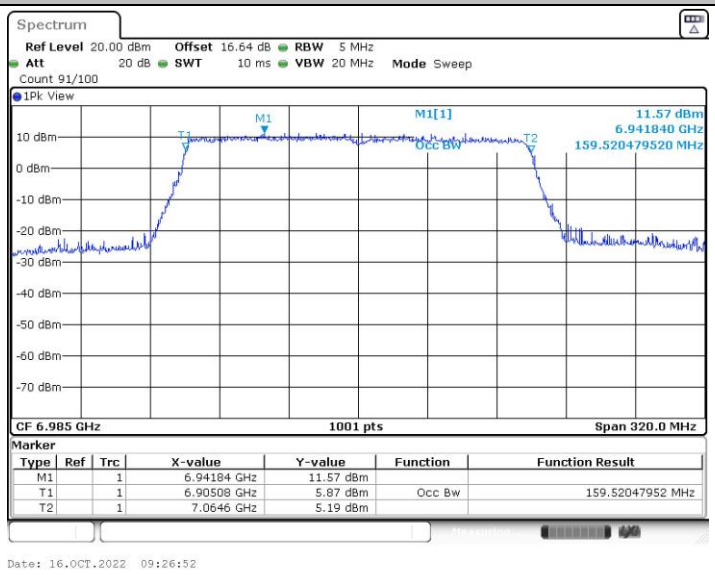

11BE320MIMO_Ant1_6105

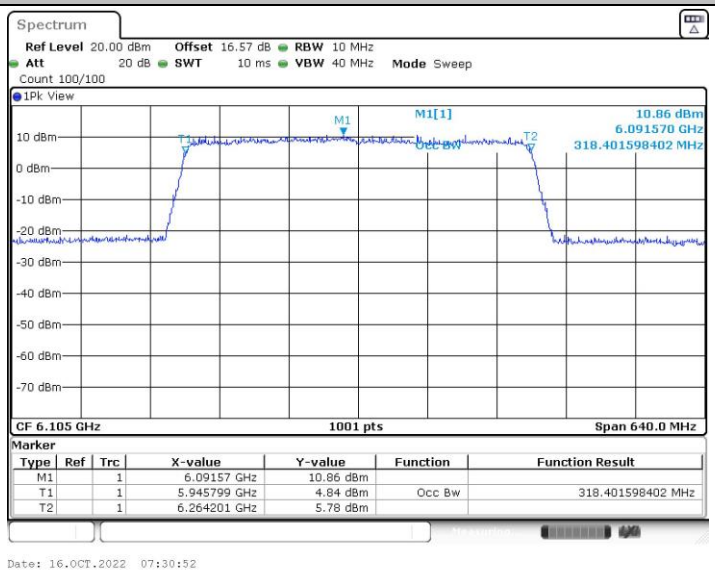


11BE320MIMO_Ant2_6105

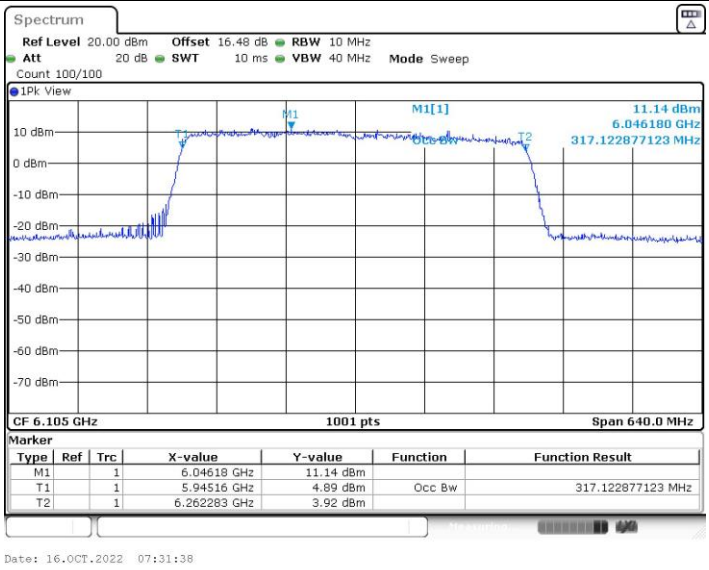

11BE320MIMO_Ant1_6265

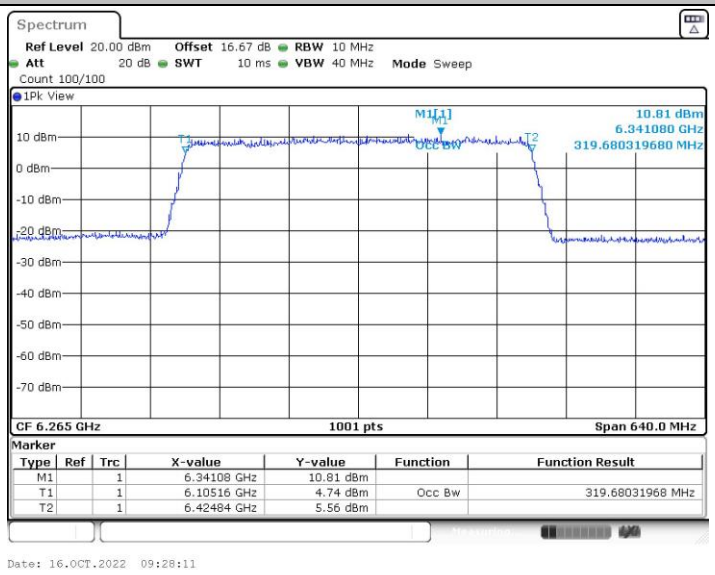


11BE320MIMO_Ant2_6265

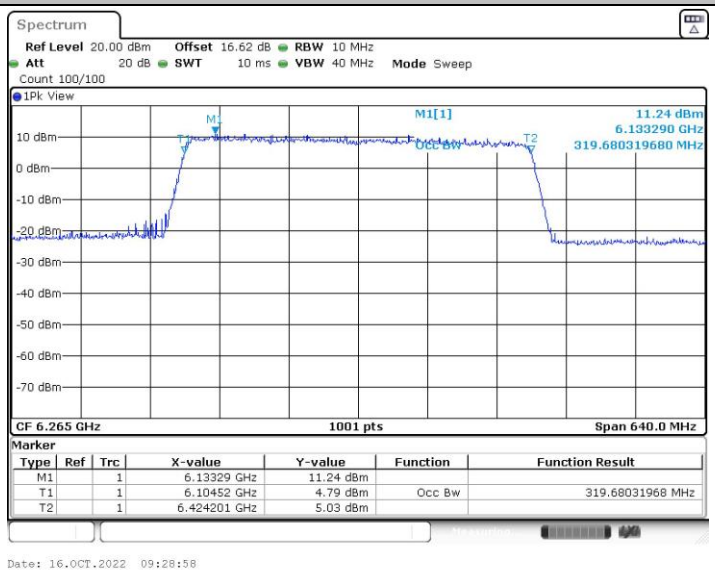

11BE320MIMO_Ant1_6425

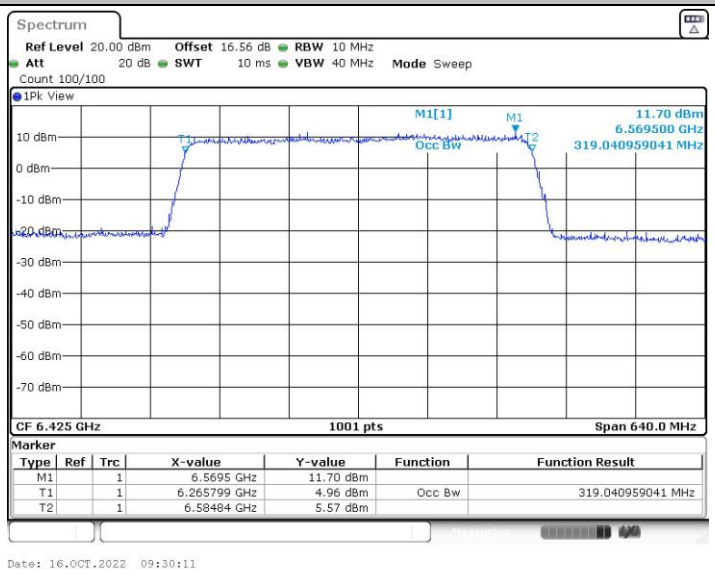


11BE320MIMO_Ant2_6425

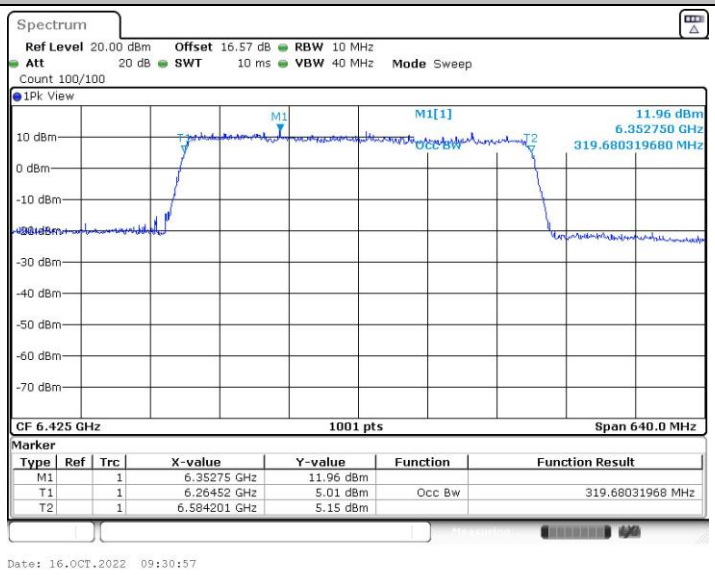

11BE320MIMO_Ant1_6585

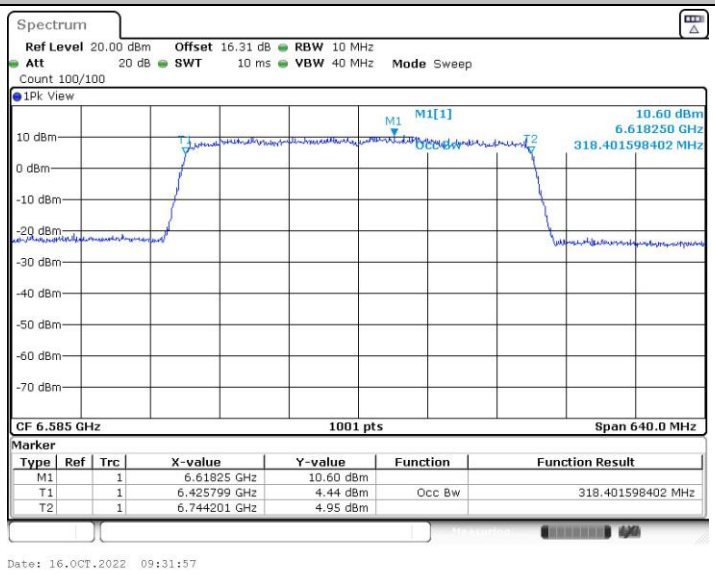


11BE320MIMO_Ant2_6585

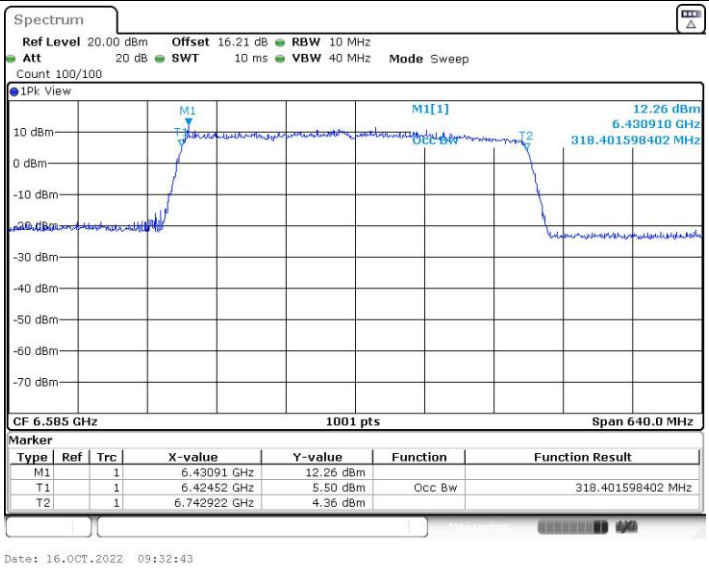

11BE320MIMO_Ant1_6745

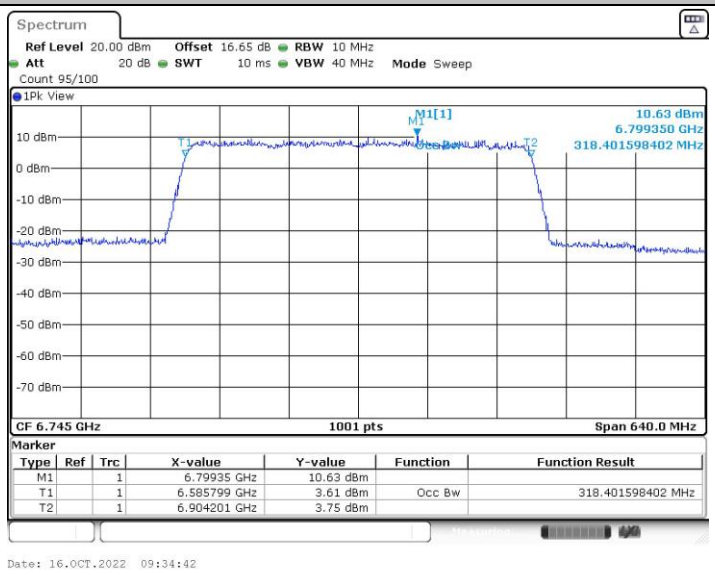


11BE320MIMO_Ant2_6745

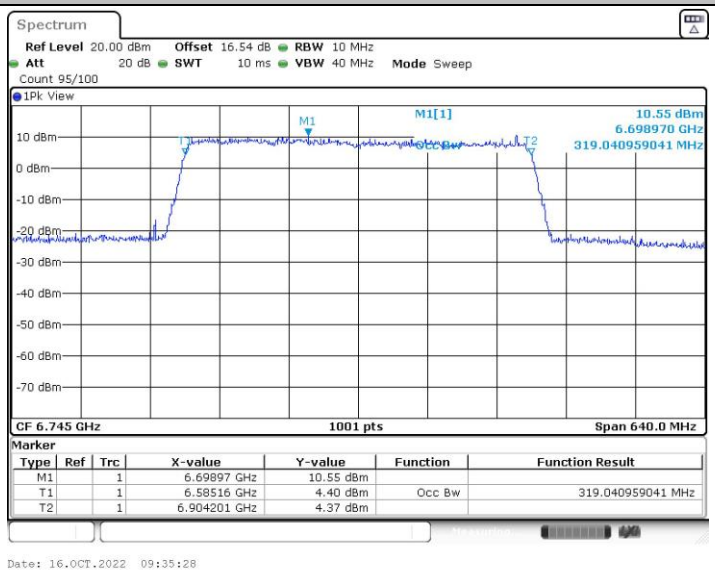

11BE320MIMO_Ant1_6905

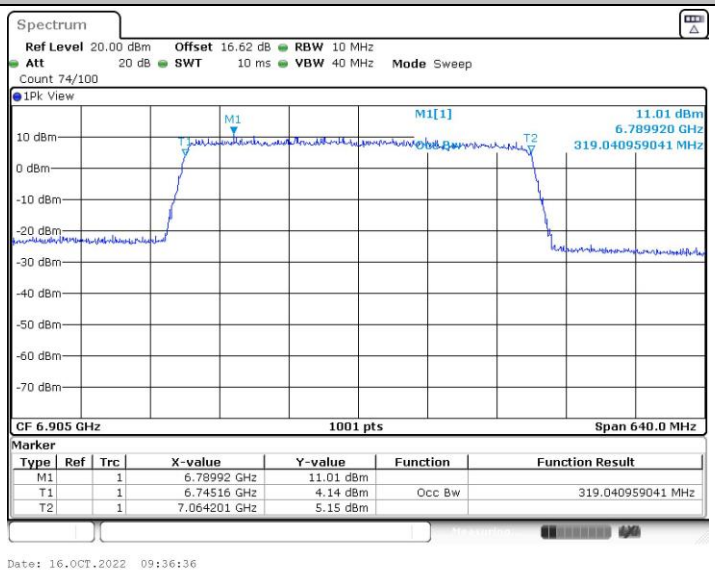


11BE320MIMO_Ant2_6905

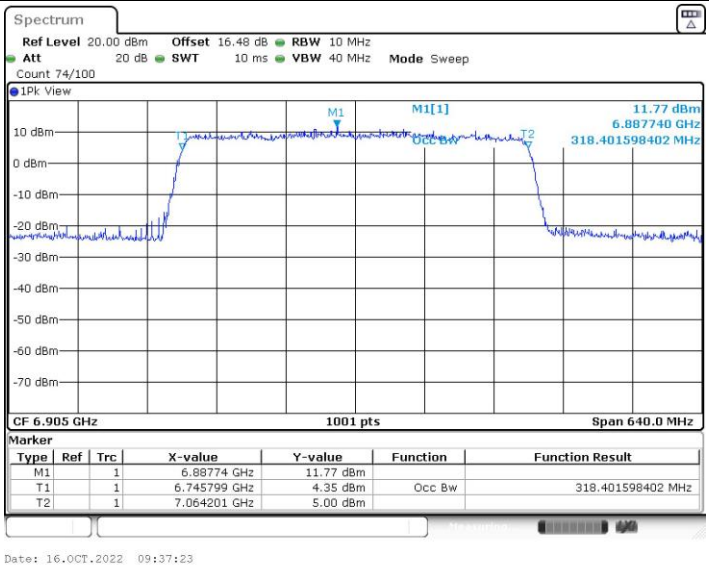

# Power spectral density

## Test Result

| TestMode | Antenna | Freq(MHz) | Result [dBm/MHz] | Gain [dBi] | EIRP [dBm/MHz] | Limit [dBm/MHz] | Verdict |
|---|---|---|---|---|---|---|---|
| 11A-CDD | Ant1 | 5955 | -6.51 | -0.60 | -7.11 | ≤-1.00 | PASS |
| | Ant2 | 5955 | -6.6 | -1.80 | -8.40 | ≤-1.00 | PASS |
| | total | 5955 | -3.54 | 1.83 | -1.71 | ≤-1.00 | PASS |
| | Ant1 | 6175 | -6.57 | -0.60 | -7.17 | ≤-1.00 | PASS |
| | Ant2 | 6175 | -6.69 | -1.80 | -8.49 | ≤-1.00 | PASS |
| | total | 6175 | -3.62 | 1.83 | -1.79 | ≤-1.00 | PASS |
| | Ant1 | 6415 | -6.44 | -0.60 | -7.04 | ≤-1.00 | PASS |
| | Ant2 | 6415 | -6.59 | -1.80 | -8.39 | ≤-1.00 | PASS |
| | total | 6415 | -3.50 | 1.83 | -1.67 | ≤-1.00 | PASS |
| | Ant1 | 6435 | -5.75 | -3.70 | -9.45 | ≤-1.00 | PASS |
| | Ant2 | 6435 | -5.72 | -1.30 | -7.02 | ≤-1.00 | PASS |
| | total | 6435 | -2.72 | 0.59 | -2.13 | ≤-1.00 | PASS |
| | Ant1 | 6475 | -5.72 | -3.70 | -9.42 | ≤-1.00 | PASS |
| | Ant2 | 6475 | -5.33 | -1.30 | -6.63 | ≤-1.00 | PASS |
| | total | 6475 | -2.51 | 0.59 | -1.92 | ≤-1.00 | PASS |
| | Ant1 | 6515 | -5.87 | -3.70 | -9.57 | ≤-1.00 | PASS |
| | Ant2 | 6515 | -4.81 | -1.30 | -6.11 | ≤-1.00 | PASS |
| | total | 6515 | -2.30 | 0.59 | -1.71 | ≤-1.00 | PASS |
| | Ant1 | 6535 | -7.44 | -0.70 | -8.14 | ≤-1.00 | PASS |
| | Ant2 | 6535 | -6.76 | -1.00 | -7.76 | ≤-1.00 | PASS |
| | total | 6535 | -4.08 | 2.16 | -1.92 | ≤-1.00 | PASS |
| | Ant1 | 6695 | -7.2 | -0.70 | -7.90 | ≤-1.00 | PASS |
| | Ant2 | 6695 | -6.24 | -1.00 | -7.24 | ≤-1.00 | PASS |
| | total | 6695 | -3.68 | 2.16 | -1.52 | ≤-1.00 | PASS |
| | Ant1 | 6855 | -6.98 | -0.70 | -7.68 | ≤-1.00 | PASS |
| | Ant2 | 6855 | -6.52 | -1.00 | -7.52 | ≤-1.00 | PASS |
| | total | 6855 | -3.73 | 2.16 | -1.57 | ≤-1.00 | PASS |
| | Ant1 | 6875 | -7.7 | -0.70 | -8.40 | ≤-1.00 | PASS |
| | Ant2 | 6875 | -6.86 | -1.00 | -7.86 | ≤-1.00 | PASS |
| | total | 6875 | -4.25 | 2.16 | -2.09 | ≤-1.00 | PASS |
| | Ant1 | 6895 | -6.91 | -0.70 | -7.61 | ≤-1.00 | PASS |
| | Ant2 | 6895 | -6.25 | -1.50 | -7.75 | ≤-1.00 | PASS |
| | total | 6895 | -3.56 | 1.92 | -1.64 | ≤-1.00 | PASS |
| | Ant1 | 6995 | -6.74 | -0.70 | -7.44 | ≤-1.00 | PASS |
| | Ant2 | 6995 | -6.85 | -1.50 | -8.35 | ≤-1.00 | PASS |
| | total | 6995 | -3.78 | 1.92 | -1.86 | ≤-1.00 | PASS |
| | Ant1 | 7095 | -6.35 | -0.70 | -7.05 | ≤-1.00 | PASS |
| | Ant2 | 7095 | -6.65 | -1.50 | -8.15 | ≤-1.00 | PASS |
| | total | 7095 | -3.49 | 1.92 | -1.57 | ≤-1.00 | PASS |
| 11BE20MIMO | Ant1 | 5955 | -6.69 | -0.60 | -7.29 | ≤-1.00 | PASS |
| | Ant2 | 5955 | -6.6 | -1.80 | -8.40 | ≤-1.00 | PASS |
| | total | 5955 | -3.63 | 1.83 | -1.80 | ≤-1.00 | PASS |
| | Ant1 | 6175 | -6.52 | -0.60 | -7.12 | ≤-1.00 | PASS |
| | Ant2 | 6175 | -6.57 | -1.80 | -8.37 | ≤-1.00 | PASS |

| | | | | | | | |
|---|---|---|---|---|---|---|---|
| | total | 6175 | -3.53 | 1.83 | -1.70 | ≤-1.00 | PASS |
| | Ant1 | 6415 | -6.39 | -0.60 | -6.99 | ≤-1.00 | PASS |
| | Ant2 | 6415 | -6.53 | -1.80 | -8.33 | ≤-1.00 | PASS |
| | total | 6415 | -3.45 | 1.83 | -1.62 | ≤-1.00 | PASS |
| | Ant1 | 6435 | -5.37 | -3.70 | -9.07 | ≤-1.00 | PASS |
| | Ant2 | 6435 | -5.18 | -1.30 | -6.48 | ≤-1.00 | PASS |
| | total | 6435 | -2.26 | 0.59 | -1.67 | ≤-1.00 | PASS |
| | Ant1 | 6475 | -5.66 | -3.70 | -9.36 | ≤-1.00 | PASS |
| | Ant2 | 6475 | -5.34 | -1.30 | -6.64 | ≤-1.00 | PASS |
| | total | 6475 | -2.49 | 0.59 | -1.90 | ≤-1.00 | PASS |
| | Ant1 | 6515 | -5.82 | -3.70 | -9.52 | ≤-1.00 | PASS |
| | Ant2 | 6515 | -4.84 | -1.30 | -6.14 | ≤-1.00 | PASS |
| | total | 6515 | -2.29 | 0.59 | -1.70 | ≤-1.00 | PASS |
| | Ant1 | 6535 | -7.3 | -0.70 | -8.00 | ≤-1.00 | PASS |
| | Ant2 | 6535 | -6.63 | -1.00 | -7.63 | ≤-1.00 | PASS |
| | total | 6535 | -3.94 | 2.16 | -1.78 | ≤-1.00 | PASS |
| | Ant1 | 6695 | -7.54 | -0.70 | -8.24 | ≤-1.00 | PASS |
| | Ant2 | 6695 | -6.61 | -1.00 | -7.61 | ≤-1.00 | PASS |
| | total | 6695 | -4.04 | 2.16 | -1.88 | ≤-1.00 | PASS |
| | Ant1 | 6855 | -7.28 | -0.70 | -7.98 | ≤-1.00 | PASS |
| | Ant2 | 6855 | -6.86 | -1.00 | -7.86 | ≤-1.00 | PASS |
| | total | 6855 | -4.05 | 2.16 | -1.89 | ≤-1.00 | PASS |
| | Ant1 | 6875 | -7.52 | -0.70 | -8.22 | ≤-1.00 | PASS |
| | Ant2 | 6875 | -6.35 | -1.00 | -7.35 | ≤-1.00 | PASS |
| | total | 6875 | -3.89 | 2.16 | -1.73 | ≤-1.00 | PASS |
| | Ant1 | 6895 | -7.29 | -0.70 | -7.99 | ≤-1.00 | PASS |
| | Ant2 | 6895 | -6.58 | -1.50 | -8.08 | ≤-1.00 | PASS |
| | total | 6895 | -3.91 | 1.92 | -1.99 | ≤-1.00 | PASS |
| | Ant1 | 6995 | -6.56 | -0.70 | -7.26 | ≤-1.00 | PASS |
| | Ant2 | 6995 | -6.74 | -1.50 | -8.24 | ≤-1.00 | PASS |
| | total | 6995 | -3.64 | 1.92 | -1.72 | ≤-1.00 | PASS |
| | Ant1 | 7095 | -6.69 | -0.70 | -7.39 | ≤-1.00 | PASS |
| | Ant2 | 7095 | -7.06 | -1.50 | -8.56 | ≤-1.00 | PASS |
| | total | 7095 | -3.86 | 1.92 | -1.94 | ≤-1.00 | PASS |
| 11BE40MIMO | Ant1 | 5965 | -7.17 | -0.60 | -7.77 | ≤-1.00 | PASS |
| | Ant2 | 5965 | -7.17 | -1.80 | -8.97 | ≤-1.00 | PASS |
| | total | 5965 | -4.16 | 1.83 | -2.33 | ≤-1.00 | PASS |
| | Ant1 | 6165 | -6.98 | -0.60 | -7.58 | ≤-1.00 | PASS |
| | Ant2 | 6165 | -6.42 | -1.80 | -8.22 | ≤-1.00 | PASS |
| | total | 6165 | -3.68 | 1.83 | -1.85 | ≤-1.00 | PASS |
| | Ant1 | 6405 | -6.49 | -0.60 | -7.09 | ≤-1.00 | PASS |
| | Ant2 | 6405 | -7.04 | -1.80 | -8.84 | ≤-1.00 | PASS |
| | total | 6405 | -3.75 | 1.83 | -1.92 | ≤-1.00 | PASS |
| | Ant1 | 6445 | -5.11 | -3.70 | -8.81 | ≤-1.00 | PASS |
| | Ant2 | 6445 | -5.5 | -1.30 | -6.80 | ≤-1.00 | PASS |
| | total | 6445 | -2.29 | 0.59 | -1.70 | ≤-1.00 | PASS |
| | Ant1 | 6485 | -5.41 | -3.70 | -9.11 | ≤-1.00 | PASS |
| | Ant2 | 6485 | -5.24 | -1.30 | -6.54 | ≤-1.00 | PASS |
| | total | 6485 | -2.31 | 0.59 | -1.72 | ≤-1.00 | PASS |
| | Ant1 | 6525 | -6.92 | -0.70 | -7.62 | ≤-1.00 | PASS |

| | | | | | | | |
|---|---|---|---|---|---|---|---|
| | Ant2 | 6525 | -6.68 | -1.00 | -7.68 | ≤-1.00 | PASS |
| | total | 6525 | -3.79 | 2.16 | -1.63 | ≤-1.00 | PASS |
| | Ant1 | 6565 | -7.18 | -0.70 | -7.88 | ≤-1.00 | PASS |
| | Ant2 | 6565 | -6.79 | -1.00 | -7.79 | ≤-1.00 | PASS |
| | total | 6565 | -3.97 | 2.16 | -1.81 | ≤-1.00 | PASS |
| | Ant1 | 6685 | -7.44 | -0.70 | -8.14 | ≤-1.00 | PASS |
| | Ant2 | 6685 | -6.36 | -1.00 | -7.36 | ≤-1.00 | PASS |
| | total | 6685 | -3.86 | 2.16 | -1.70 | ≤-1.00 | PASS |
| | Ant1 | 6845 | -7.02 | -0.70 | -7.72 | ≤-1.00 | PASS |
| | Ant2 | 6845 | -6.72 | -1.00 | -7.72 | ≤-1.00 | PASS |
| | total | 6845 | -3.86 | 2.16 | -1.70 | ≤-1.00 | PASS |
| | Ant1 | 6885 | -7.1 | -0.70 | -7.80 | ≤-1.00 | PASS |
| | Ant2 | 6885 | -6.31 | -1.50 | -7.81 | ≤-1.00 | PASS |
| | total | 6885 | -3.68 | 1.92 | -1.76 | ≤-1.00 | PASS |
| | Ant1 | 6925 | -6.99 | -0.70 | -7.69 | ≤-1.00 | PASS |
| | Ant2 | 6925 | -6.04 | -1.50 | -7.54 | ≤-1.00 | PASS |
| | total | 6925 | -3.48 | 1.92 | -1.56 | ≤-1.00 | PASS |
| | Ant1 | 6965 | -6.94 | -0.70 | -7.64 | ≤-1.00 | PASS |
| | Ant2 | 6965 | -6.21 | -1.50 | -7.71 | ≤-1.00 | PASS |
| | total | 6965 | -3.55 | 1.92 | -1.63 | ≤-1.00 | PASS |
| | Ant1 | 7085 | -6.52 | -0.70 | -7.22 | ≤-1.00 | PASS |
| | Ant2 | 7085 | -6.43 | -1.50 | -7.93 | ≤-1.00 | PASS |
| | total | 7085 | -3.46 | 1.92 | -1.54 | ≤-1.00 | PASS |
| 11BE80MIMO | Ant1 | 5985 | -6.49 | -0.60 | -7.09 | ≤-1.00 | PASS |
| | Ant2 | 5985 | -7.03 | -1.80 | -8.83 | ≤-1.00 | PASS |
| | total | 5985 | -3.74 | 1.83 | -1.91 | ≤-1.00 | PASS |
| | Ant1 | 6145 | -6.59 | -0.60 | -7.19 | ≤-1.00 | PASS |
| | Ant2 | 6145 | -6.45 | -1.80 | -8.25 | ≤-1.00 | PASS |
| | total | 6145 | -3.51 | 1.83 | -1.68 | ≤-1.00 | PASS |
| | Ant1 | 6385 | -6.89 | -0.60 | -7.49 | ≤-1.00 | PASS |
| | Ant2 | 6385 | -6.87 | -1.80 | -8.67 | ≤-1.00 | PASS |
| | total | 6385 | -3.87 | 1.83 | -2.04 | ≤-1.00 | PASS |
| | Ant1 | 6465 | -5.63 | -3.70 | -9.33 | ≤-1.00 | PASS |
| | Ant2 | 6465 | -4.87 | -1.30 | -6.17 | ≤-1.00 | PASS |
| | total | 6465 | -2.22 | 0.59 | -1.63 | ≤-1.00 | PASS |
| | Ant1 | 6545 | -7.36 | -0.70 | -8.06 | ≤-1.00 | PASS |
| | Ant2 | 6545 | -6.37 | -1.00 | -7.37 | ≤-1.00 | PASS |
| | total | 6545 | -3.83 | 2.16 | -1.67 | ≤-1.00 | PASS |
| | Ant1 | 6625 | -7.35 | -0.70 | -8.05 | ≤-1.00 | PASS |
| | Ant2 | 6625 | -6.47 | -1.00 | -7.47 | ≤-1.00 | PASS |
| | total | 6625 | -3.88 | 2.16 | -1.72 | ≤-1.00 | PASS |
| | Ant1 | 6705 | -7.5 | -0.70 | -8.20 | ≤-1.00 | PASS |
| | Ant2 | 6705 | -6.52 | -1.00 | -7.52 | ≤-1.00 | PASS |
| | total | 6705 | -3.97 | 2.16 | -1.81 | ≤-1.00 | PASS |
| | Ant1 | 6785 | -6.97 | -0.70 | -7.67 | ≤-1.00 | PASS |
| | Ant2 | 6785 | -6.77 | -1.00 | -7.77 | ≤-1.00 | PASS |
| | total | 6785 | -3.86 | 2.16 | -1.70 | ≤-1.00 | PASS |
| | Ant1 | 6865 | -7.27 | -0.70 | -7.97 | ≤-1.00 | PASS |
| | Ant2 | 6865 | -6.24 | -1.00 | -7.24 | ≤-1.00 | PASS |
| | total | 6865 | -3.71 | 2.16 | -1.55 | ≤-1.00 | PASS |

| | | | | | | | |
|---|---|---|---|---|---|---|---|
| | Ant1 | 6945 | -7.11 | -0.70 | -7.81 | ≤-1.00 | PASS |
| | Ant2 | 6945 | -6.11 | -1.50 | -7.61 | ≤-1.00 | PASS |
| | total | 6945 | -3.57 | 1.92 | -1.65 | ≤-1.00 | PASS |
| | Ant1 | 7025 | -6.61 | -0.70 | -7.31 | ≤-1.00 | PASS |
| | Ant2 | 7025 | -6.3 | -1.50 | -7.80 | ≤-1.00 | PASS |
| | total | 7025 | -3.44 | 1.92 | -1.52 | ≤-1.00 | PASS |
| 11BE160MIMO | Ant1 | 6025 | -6.28 | -0.60 | -6.88 | ≤-1.00 | PASS |
| | Ant2 | 6025 | -6.62 | -1.80 | -8.42 | ≤-1.00 | PASS |
| | total | 6025 | -3.44 | 1.83 | -1.61 | ≤-1.00 | PASS |
| | Ant1 | 6185 | -6.41 | -0.60 | -7.01 | ≤-1.00 | PASS |
| | Ant2 | 6185 | -6.47 | -1.80 | -8.27 | ≤-1.00 | PASS |
| | total | 6185 | -3.43 | 1.83 | -1.60 | ≤-1.00 | PASS |
| | Ant1 | 6345 | -6.82 | -0.60 | -7.42 | ≤-1.00 | PASS |
| | Ant2 | 6345 | -6.72 | -1.80 | -8.52 | ≤-1.00 | PASS |
| | total | 6345 | -3.76 | 1.83 | -1.93 | ≤-1.00 | PASS |
| | Ant1 | 6505 | -6.12 | -3.70 | -9.82 | ≤-1.00 | PASS |
| | Ant2 | 6505 | -5.31 | -1.30 | -6.61 | ≤-1.00 | PASS |
| | total | 6505 | -2.69 | 0.59 | -2.10 | ≤-1.00 | PASS |
| | Ant1 | 6665 | -7.44 | -0.70 | -8.14 | ≤-1.00 | PASS |
| | Ant2 | 6665 | -6.17 | -1.00 | -7.17 | ≤-1.00 | PASS |
| | total | 6665 | -3.75 | 2.16 | -1.59 | ≤-1.00 | PASS |
| | Ant1 | 6825 | -7.13 | -0.70 | -7.83 | ≤-1.00 | PASS |
| | Ant2 | 6825 | -6.89 | -1.00 | -7.89 | ≤-1.00 | PASS |
| | total | 6825 | -4.00 | 2.16 | -1.84 | ≤-1.00 | PASS |
| | Ant1 | 6985 | -6.94 | -0.70 | -7.64 | ≤-1.00 | PASS |
| | Ant2 | 6985 | -6.43 | -1.50 | -7.93 | ≤-1.00 | PASS |
| | total | 6985 | -3.67 | 1.92 | -1.75 | ≤-1.00 | PASS |
| 11BE320MIMO | Ant1 | 6105 | -11.45 | -0.60 | -12.05 | ≤-1.00 | PASS |
| | Ant2 | 6105 | -10.84 | -1.80 | -12.64 | ≤-1.00 | PASS |
| | total | 6105 | -8.12 | 1.83 | -6.29 | ≤-1.00 | PASS |
| | Ant1 | 6265 | -11.61 | -0.60 | -12.21 | ≤-1.00 | PASS |
| | Ant2 | 6265 | -11.22 | -1.80 | -13.02 | ≤-1.00 | PASS |
| | total | 6265 | -8.40 | 1.83 | -6.57 | ≤-1.00 | PASS |
| | Ant1 | 6425 | -10.63 | -0.60 | -11.23 | ≤-1.00 | PASS |
| | Ant2 | 6425 | -10.92 | -1.80 | -12.72 | ≤-1.00 | PASS |
| | total | 6425 | -7.76 | 1.83 | -5.93 | ≤-1.00 | PASS |
| | Ant1 | 6585 | -11.46 | -0.70 | -12.16 | ≤-1.00 | PASS |
| | Ant2 | 6585 | -10.92 | -1.00 | -11.92 | ≤-1.00 | PASS |
| | total | 6585 | -8.17 | 2.16 | -6.01 | ≤-1.00 | PASS |
| | Ant1 | 6745 | -11.73 | -0.70 | -12.43 | ≤-1.00 | PASS |
| | Ant2 | 6745 | -10.9 | -1.00 | -11.90 | ≤-1.00 | PASS |
| | total | 6745 | -8.28 | 2.16 | -6.12 | ≤-1.00 | PASS |
| | Ant1 | 6905 | -11.16 | -0.70 | -11.86 | ≤-1.00 | PASS |
| | Ant2 | 6905 | -10.14 | -1.50 | -11.64 | ≤-1.00 | PASS |
| | total | 6905 | -7.61 | 1.92 | -5.69 | ≤-1.00 | PASS |

Note：1. The Duty Cycle Factor is compensated in the graph.

## Test Graphs

11A-CDD_Ant1_5955

11A-CDD_Ant2_5955

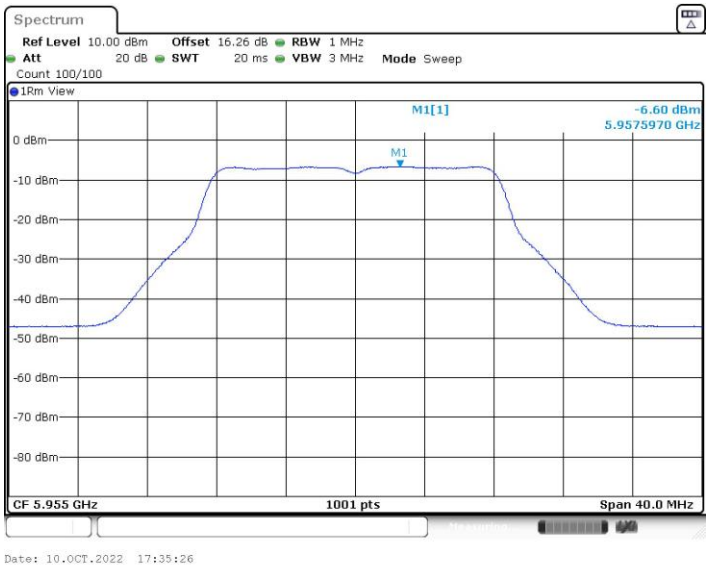

11A-CDD_Ant1_6175

11A-CDD_Ant2_6175

11A-CDD_Ant1_6415

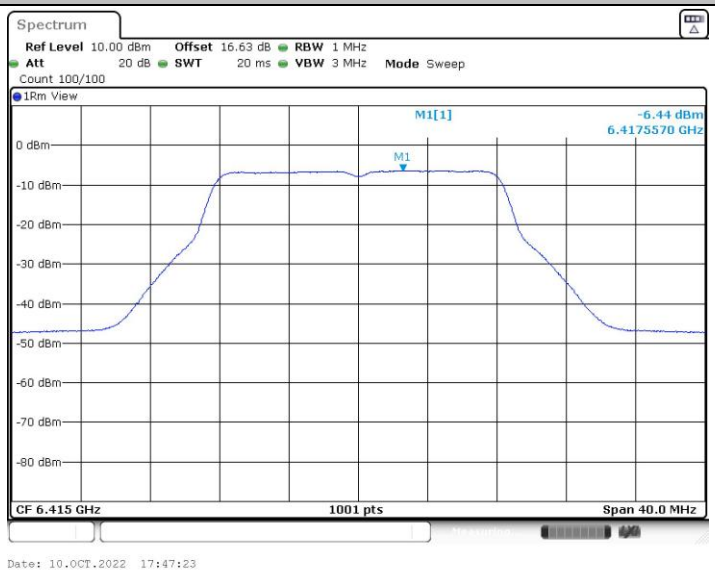


11A-CDD_Ant2_6415

11A-CDD_Ant1_6435

11A-CDD_Ant2_6435

11A-CDD_Ant1_6475

11A-CDD_Ant2_6475

11A-CDD_Ant1_6515

11A-CDD_Ant2_6515

11A-CDD_Ant1_6535

11A-CDD_Ant2_6535

11A-CDD_Ant1_6695

11A-CDD_Ant2_6695

11A-CDD_Ant1_6855

11A-CDD_Ant2_6855

11A-CDD_Ant1_6875

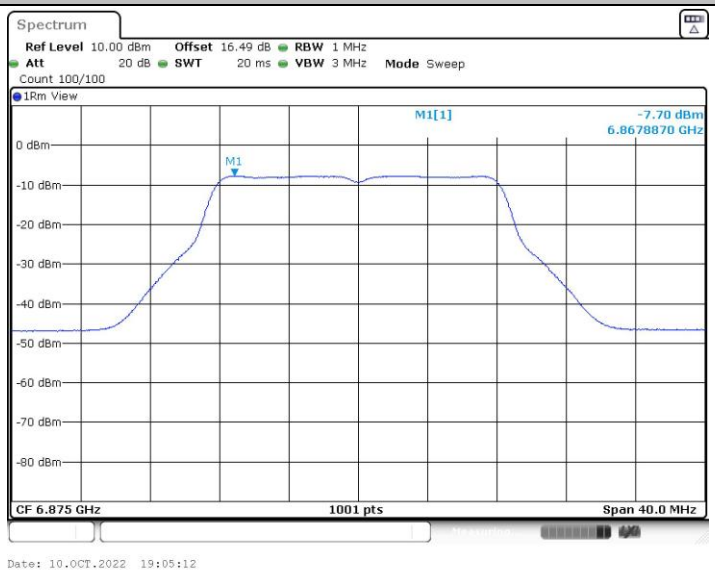


11A-CDD_Ant2_6875

11A-CDD_Ant1_6895

11A-CDD_Ant2_6895

11A-CDD_Ant1_6995

11A-CDD_Ant2_6995

11A-CDD_Ant1_7095

11A-CDD_Ant2_7095

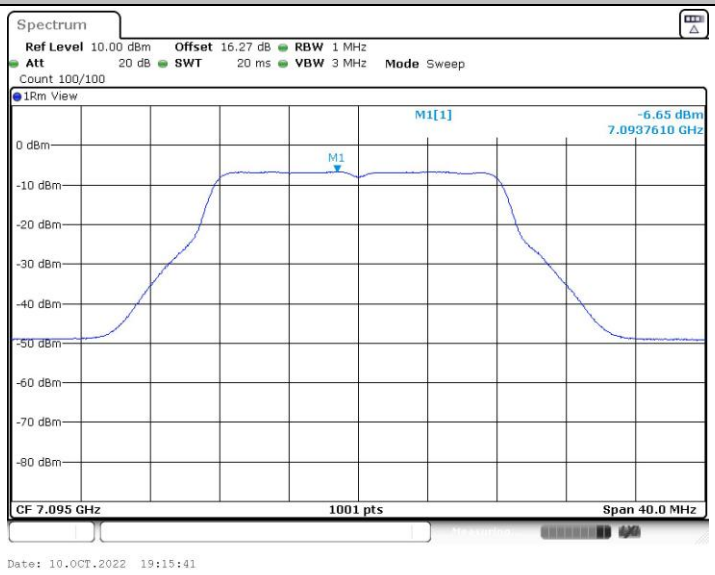

11BE20MIMO_Ant1_5955

11BE20MIMO_Ant2_5955