N71(10M)_DFT-s-OFDM_PI_2-BPSK_Outer_Full_Mid_CH

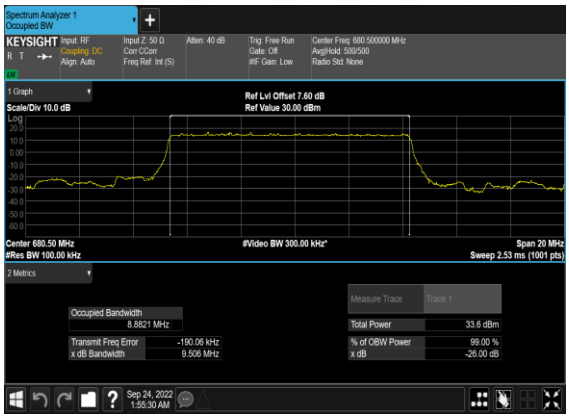

N71(10M)_DFT-s-OFDM_QPSK_Outer_Full_Mid_CH

N71(10M)_CP-OFDM_QPSK_Outer_Full_Mid_CH

N71(10M)_CP-OFDM_16 QAM_Outer_Full_Mid_CH

N71(10M)_CP-OFDM_64 QAM_Outer_Full_Mid_CH

N71(10M)_CP-OFDM_256 QAM_Outer_Full_Mid_CH

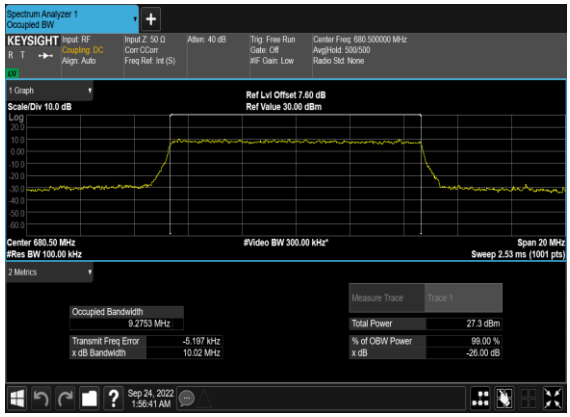

N71(15M)_DFT-s-OFDM_PI_2-BPSK_Outer_Full_Mid_CH

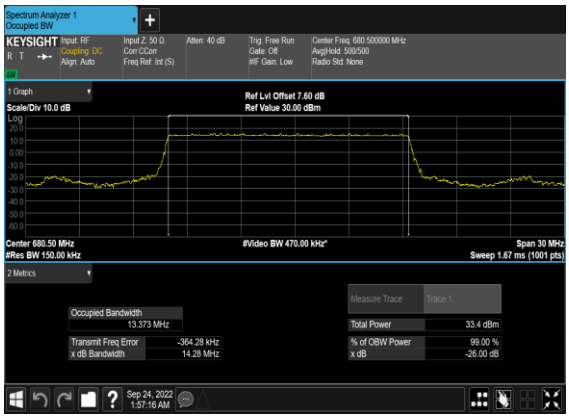

N71(15M)_DFT-s-OFDM_QPSK_Outer_Full_Mid_CH

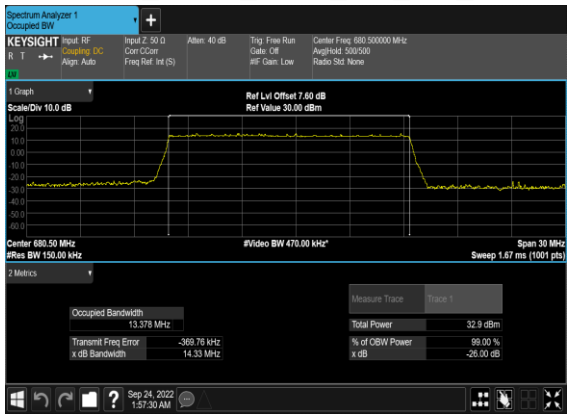

N71(15M)_CP-OFDM_QPSK_Outer_Full_Mid_CH

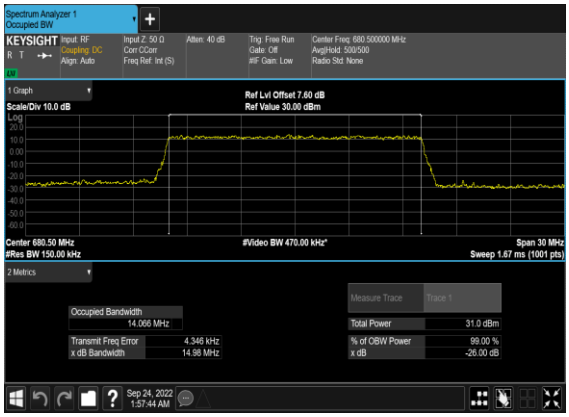

N71(15M)_CP-OFDM_16 QAM_Outer_Full_Mid_CH

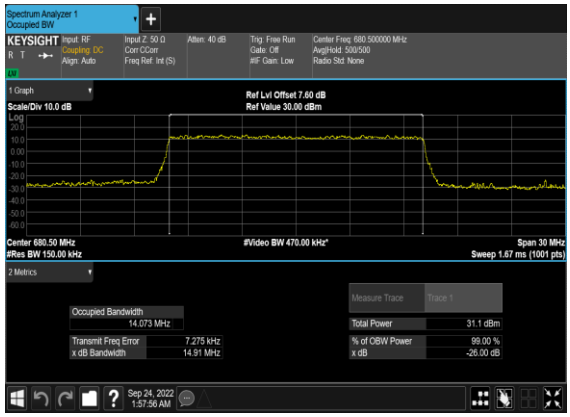

N71(15M)_CP-OFDM_64 QAM_Outer_Full_Mid_CH

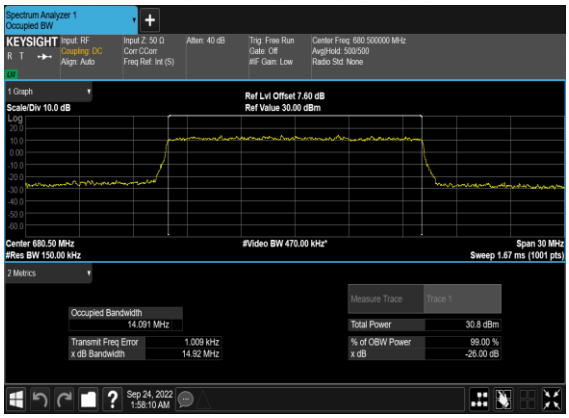

N71(15M)_CP-OFDM_256 QAM_Outer_Full_Mid_CH

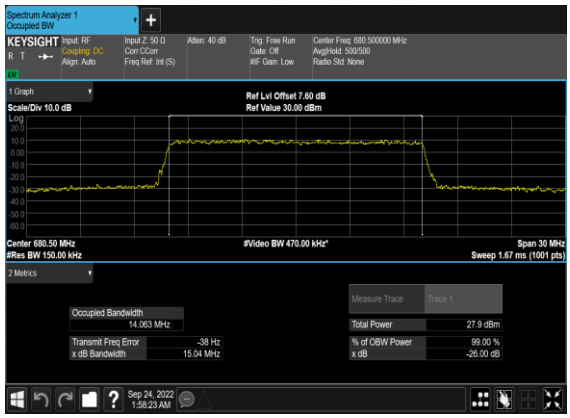

N71(20M)_DFT-s-OFDM_PI_2-BPSK_Outer_Full_Mid_CH

N71(20M)_DFT-s-OFDM_QPSK_Outer_Full_Mid_CH

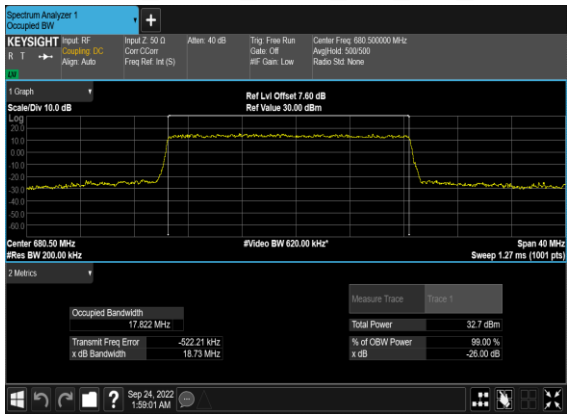

N71(20M)_CP-OFDM_QPSK_Outer_Full_Mid_CH

N71(20M)_CP-OFDM_16 QAM_Outer_Full_Mid_CH

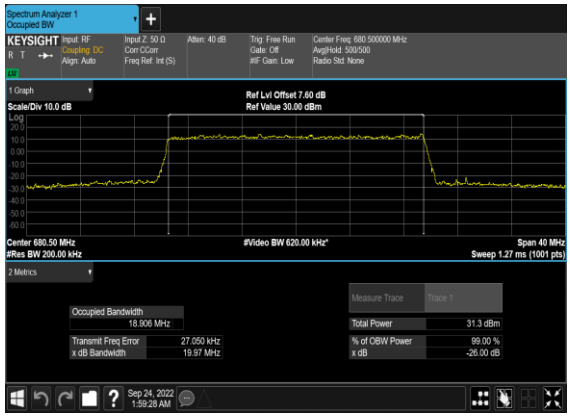

N71(20M)_CP-OFDM_64 QAM_Outer_Full_Mid_CH

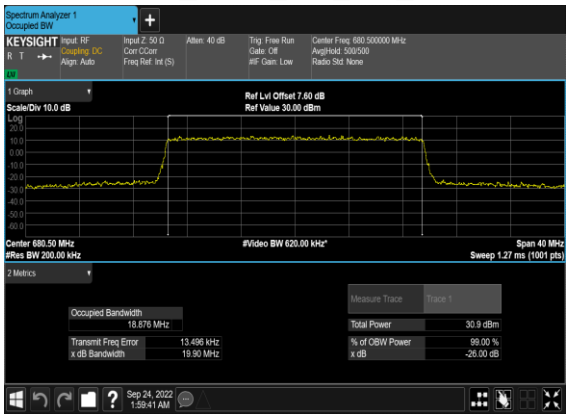

N71(20M)_CP-OFDM_256 QAM_Outer_Full_Mid_CH

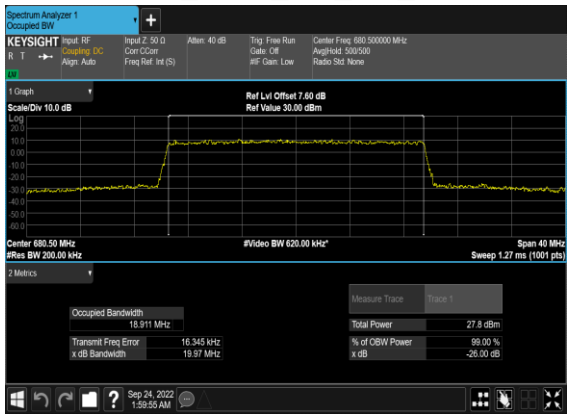

Conducted Spurious Emissions

NR Band	SCS (kHz)	Bandwidth (MHz)	Arfcn	Freq (MHz)	Modulation	RB	Result	Verdict
71	15	5	133100	665.5	DFT-s-OFDM BPSK	1@0	see graph	**---**
71	15	5	133100	665.5	DFT-s-OFDM BPSK	1@0	see graph	**PASS**
71	15	5	133100	665.5	DFT-s-OFDM QPSK	1@0	see graph	**---**
71	15	5	133100	665.5	DFT-s-OFDM QPSK	1@0	see graph	**PASS**
71	15	5	136100	680.5	DFT-s-OFDM BPSK	1@0	see graph	**---**
71	15	5	136100	680.5	DFT-s-OFDM BPSK	1@0	see graph	**PASS**
71	15	5	136100	680.5	DFT-s-OFDM QPSK	1@0	see graph	**---**
71	15	5	136100	680.5	DFT-s-OFDM QPSK	1@0	see graph	**PASS**
71	15	5	139100	695.5	DFT-s-OFDM BPSK	1@0	see graph	**---**
71	15	5	139100	695.5	DFT-s-OFDM BPSK	1@0	see graph	**PASS**
71	15	5	139100	695.5	DFT-s-OFDM QPSK	1@0	see graph	**---**
71	15	5	139100	695.5	DFT-s-OFDM QPSK	1@0	see graph	**PASS**
71	15	10	133600	668.0	DFT-s-OFDM BPSK	1@0	see graph	**---**
71	15	10	133600	668.0	DFT-s-OFDM BPSK	1@0	see graph	**PASS**
71	15	10	133600	668.0	DFT-s-OFDM QPSK	1@0	see graph	**---**
71	15	10	133600	668.0	DFT-s-OFDM QPSK	1@0	see graph	**PASS**
71	15	10	136100	680.5	DFT-s-OFDM BPSK	1@0	see graph	**---**
71	15	10	136100	680.5	DFT-s-OFDM BPSK	1@0	see graph	**PASS**
71	15	10	136100	680.5	DFT-s-OFDM QPSK	1@0	see graph	**---**
71	15	10	136100	680.5	DFT-s-OFDM QPSK	1@0	see graph	**PASS**
71	15	10	138600	693.0	DFT-s-OFDM BPSK	1@0	see graph	**---**
71	15	10	138600	693.0	DFT-s-OFDM BPSK	1@0	see graph	**PASS**

71	15	10	138600	693.0	DFT-s-OFDM QPSK	1@0	see graph	**---**
71	15	10	138600	693.0	DFT-s-OFDM QPSK	1@0	see graph	**PASS**
71	15	20	134600	673.0	DFT-s-OFDM BPSK	1@0	see graph	**---**
71	15	20	134600	673.0	DFT-s-OFDM BPSK	1@0	see graph	**PASS**
71	15	20	134600	673.0	DFT-s-OFDM QPSK	1@0	see graph	**---**
71	15	20	134600	673.0	DFT-s-OFDM QPSK	1@0	see graph	**PASS**
71	15	20	136100	680.5	DFT-s-OFDM BPSK	1@0	see graph	**---**
71	15	20	136100	680.5	DFT-s-OFDM BPSK	1@0	see graph	**PASS**
71	15	20	136100	680.5	DFT-s-OFDM QPSK	1@0	see graph	**---**
71	15	20	136100	680.5	DFT-s-OFDM QPSK	1@0	see graph	**PASS**
71	15	20	137600	688.0	DFT-s-OFDM BPSK	1@0	see graph	**---**
71	15	20	137600	688.0	DFT-s-OFDM BPSK	1@0	see graph	**PASS**
71	15	20	137600	688.0	DFT-s-OFDM QPSK	1@0	see graph	**---**
71	15	20	137600	688.0	DFT-s-OFDM QPSK	1@0	see graph	**PASS**

N71(5M)_DFT-s-OFDM_BPSK_Edge_1RB_Left_Low_CH

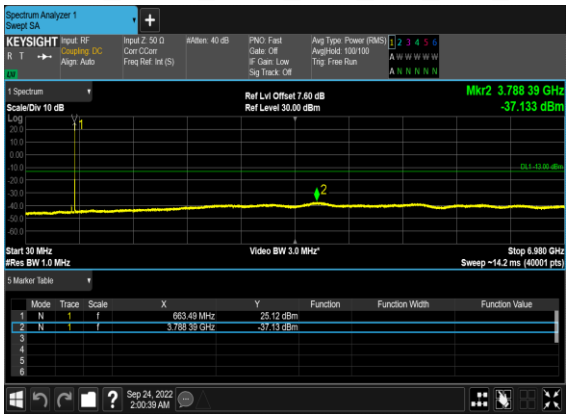

N71(5M)_DFT-s-OFDM_QPSK_Edge_1RB_Left_Low_CH

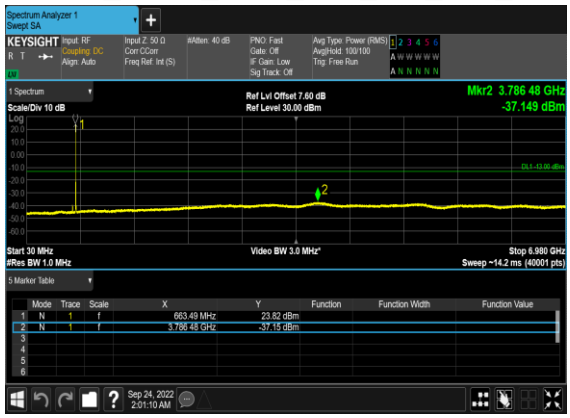

N71(5M)_DFT-s-OFDM_BPSK_Edge_1RB_Left_Mid_CH

N71(5M)_DFT-s-OFDM_QPSK_Edge_1RB_Left_Mid_CH

N71(5M)_DFT-s-OFDM_BPSK_Edge_1RB_Left_High_CH

N71(5M)_DFT-s-OFDM_QPSK_Edge_1RB_Left_High_CH

N71(10M)_DFT-s-OFDM_BPSK_Edge_1RB_Left_Low_CH

N71(10M)_DFT-s-OFDM_QPSK_Edge_1RB_Left_Low_CH

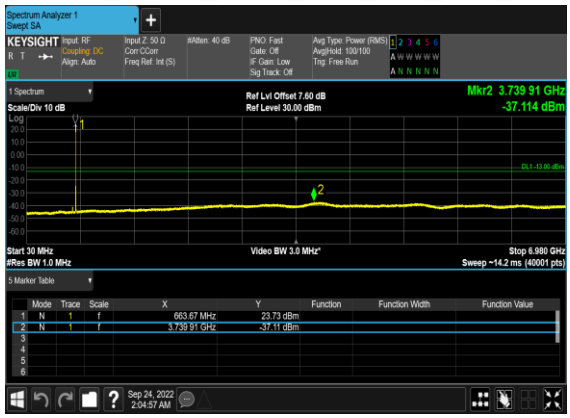

N71(10M)_DFT-s-OFDM_BPSK_Edge_1RB_Left_Mid_CH

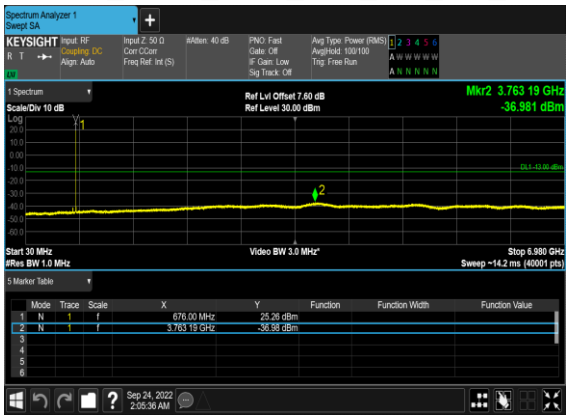

N71(10M)_DFT-s-OFDM_QPSK_Edge_1RB_Left_Mid_CH

N71(10M)_DFT-s-OFDM_BPSK_Edge_1RB_Left_High_CH

N71(10M)_DFT-s-OFDM_QPSK_Edge_1RB_Left_High_CH

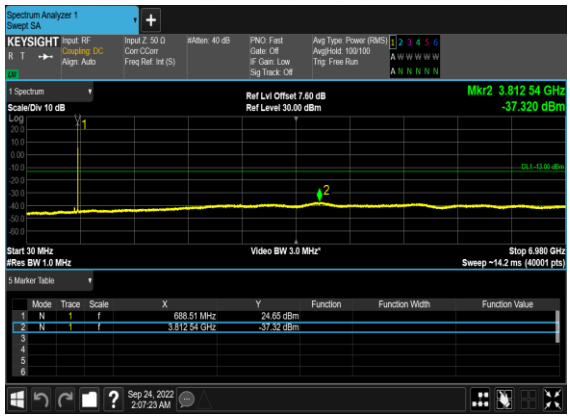

N71(20M)_DFT-s-OFDM_BPSK_Edge_1RB_Left_Low_CH

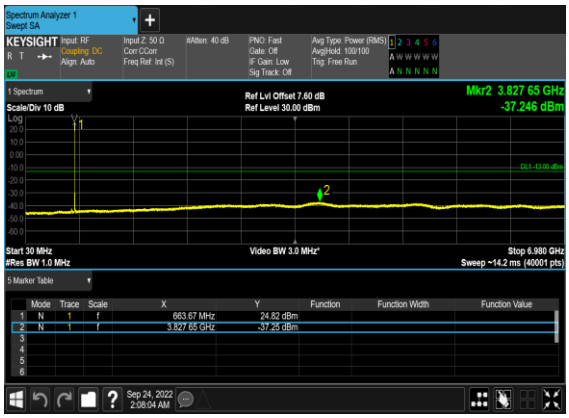

N71(20M)_DFT-s-OFDM_QPSK_Edge_1RB_Left_Low_CH

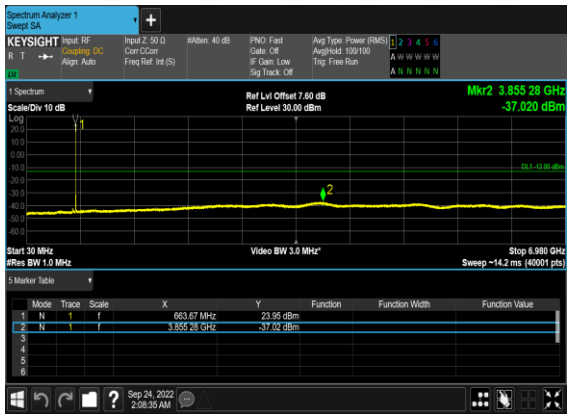

N71(20M)_DFT-s-OFDM_BPSK_Edge_1RB_Left_Mid_CH

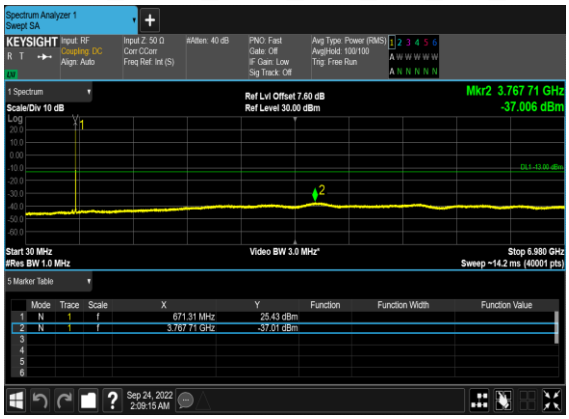

N71(20M)_DFT-s-OFDM_QPSK_Edge_1RB_Left_Mid_CH

N71(20M)_DFT-s-OFDM_BPSK_Edge_1RB_Left_High_CH

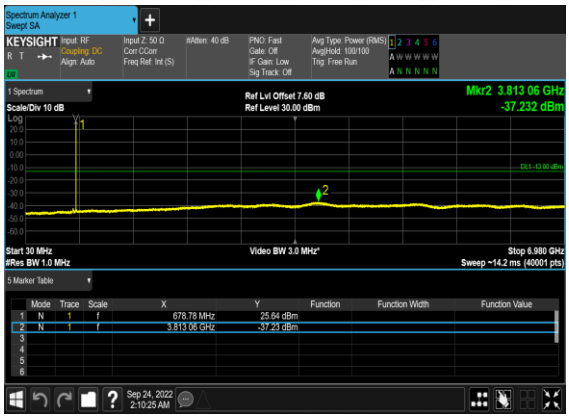

N71(20M)_DFT-s-OFDM_QPSK_Edge_1RB_Left_High_CH

Conducted Band Edge

NR Band	SCS (kHz)	Bandwidth (MHz)	Arfcn	Freq (MHz)	Modulation	RB	Result	Verdict
71	15	5	133100	665.5	DFT-s-OFDM BPSK	1@0	see graph	**PASS**
71	15	5	133100	665.5	DFT-s-OFDM QPSK	1@0	see graph	**PASS**
71	15	5	133100	665.5	DFT-s-OFDM BPSK	25@0	see graph	**PASS**
71	15	5	133100	665.5	DFT-s-OFDM QPSK	25@0	see graph	**PASS**
71	15	5	139100	695.5	DFT-s-OFDM BPSK	1@24	see graph	**PASS**
71	15	5	139100	695.5	DFT-s-OFDM QPSK	1@24	see graph	**PASS**
71	15	5	139100	695.5	DFT-s-OFDM BPSK	25@0	see graph	**PASS**
71	15	5	139100	695.5	DFT-s-OFDM QPSK	25@0	see graph	**PASS**
71	15	10	133600	668.0	DFT-s-OFDM BPSK	1@0	see graph	**PASS**
71	15	10	133600	668.0	DFT-s-OFDM QPSK	1@0	see graph	**PASS**
71	15	10	133600	668.0	DFT-s-OFDM BPSK	50@0	see graph	**PASS**
71	15	10	133600	668.0	DFT-s-OFDM QPSK	50@0	see graph	**PASS**
71	15	10	138600	693.0	DFT-s-OFDM BPSK	1@51	see graph	**PASS**
71	15	10	138600	693.0	DFT-s-OFDM QPSK	1@51	see graph	**PASS**
71	15	10	138600	693.0	DFT-s-OFDM BPSK	50@0	see graph	**PASS**
71	15	10	138600	693.0	DFT-s-OFDM QPSK	50@0	see graph	**PASS**
71	15	20	134600	673.0	DFT-s-OFDM BPSK	1@0	see graph	**PASS**
71	15	20	134600	673.0	DFT-s-OFDM QPSK	1@0	see graph	**PASS**
71	15	20	134600	673.0	DFT-s-OFDM BPSK	100@0	see graph	**PASS**
71	15	20	134600	673.0	DFT-s-OFDM QPSK	100@0	see graph	**PASS**
71	15	20	137600	688.0	DFT-s-OFDM BPSK	1@105	see graph	**PASS**
71	15	20	137600	688.0	DFT-s-OFDM QPSK	1@105	see graph	**PASS**
71	15	20	137600	688.0	DFT-s-OFDM BPSK	100@0	see graph	**PASS**
71	15	20	137600	688.0	DFT-s-OFDM QPSK	100@0	see graph	**PASS**

N71(5M)_DFT-s-OFDM_BPSK_Edge_1RB_Left_Low_CH

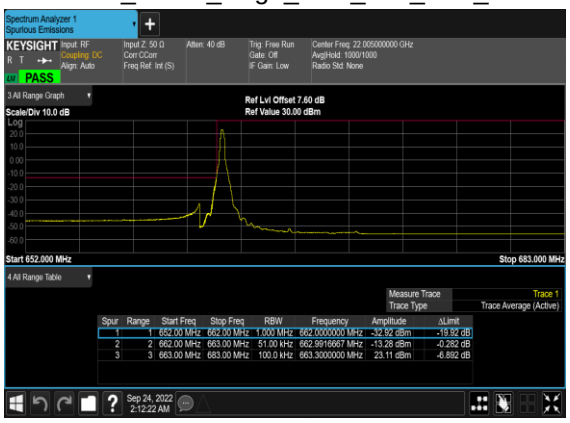

N71(5M)_DFT-s-OFDM_BPSK_Edge_1RB_Left_Low_CH_**CHP_PASS**

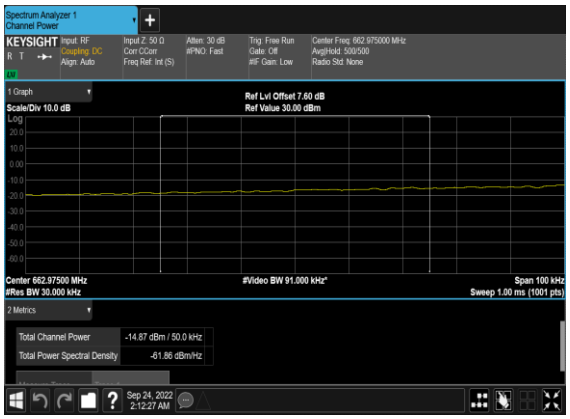

N71(5M)_DFT-s-OFDM_QPSK_Edge_1RB_Left_Low_CH

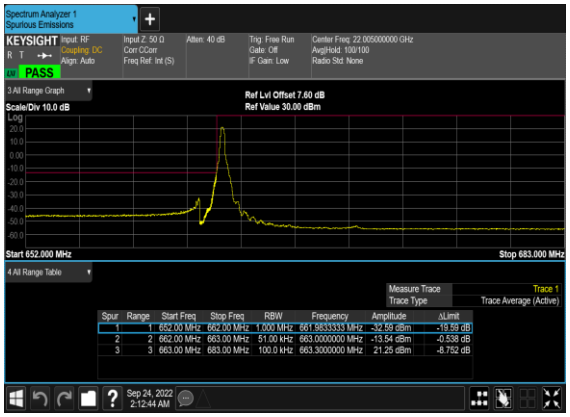

N71(5M)_DFT-s-OFDM_BPSK_Outer_Full_Low_CH

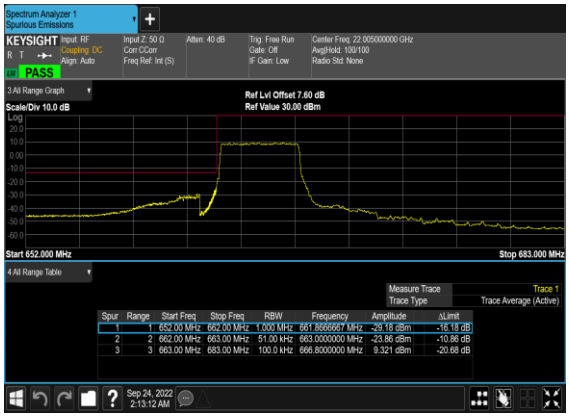

N71(5M)_DFT-s-OFDM_QPSK_Outer_Full_Low_CH

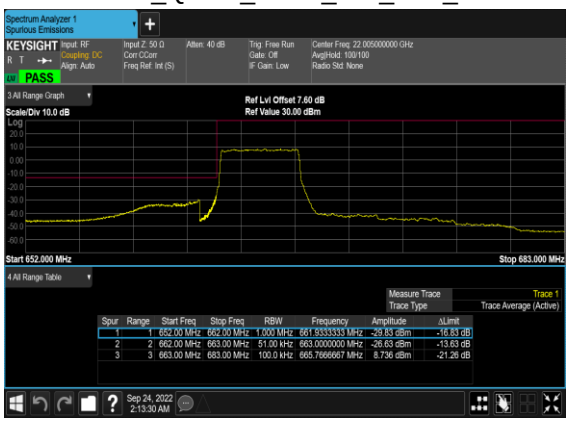

N71(5M)_DFT-s-OFDM_BPSK_Edge_1RB_Right_High_CH

N71(5M)_DFT-s-OFDM_QPSK_Edge_1RB_Right_High_CH

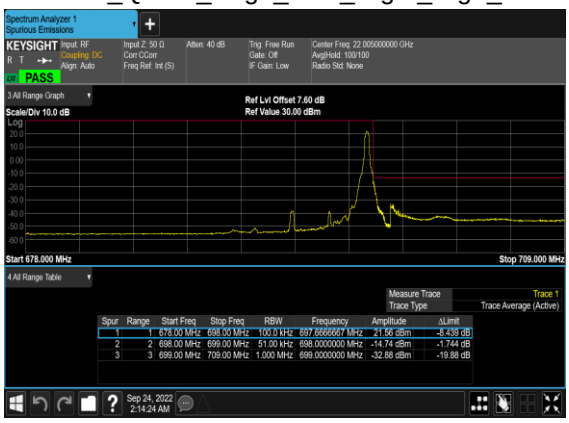

N71(5M)_DFT-s-OFDM_BPSK_Outer_Full_High_CH

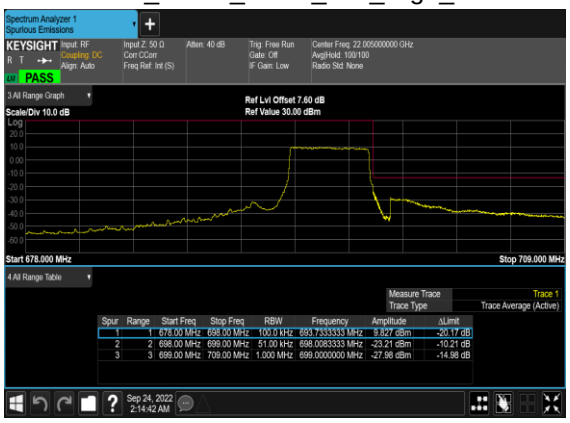

N71(5M)_DFT-s-OFDM_QPSK_Outer_Full_High_CH

N71(10M)_DFT-s-OFDM_BPSK_Edge_1RB_Left_Low_CH

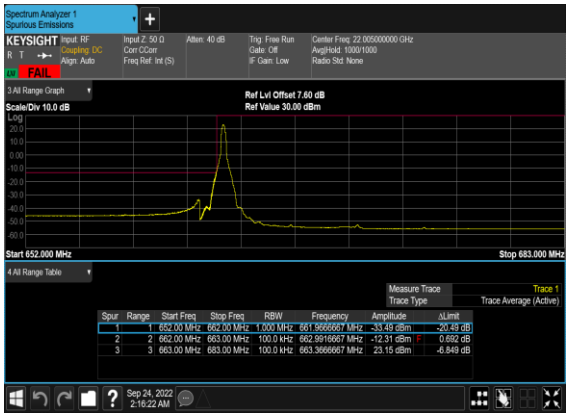

N71(10M)_DFT-s-OFDM_BPSK_Edge_1RB_Left_Low_CH_**CHP_PASS**

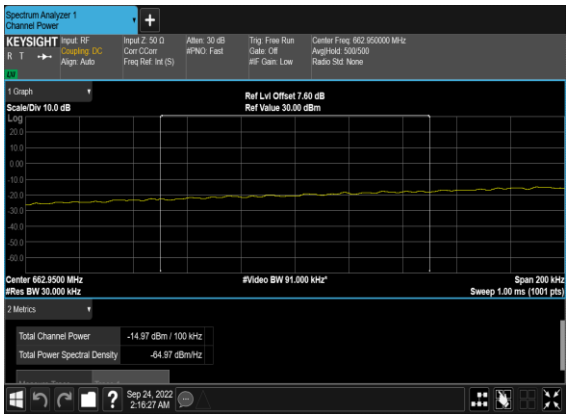

N71(10M)_DFT-s-OFDM_QPSK_Edge_1RB_Left_Low_CH

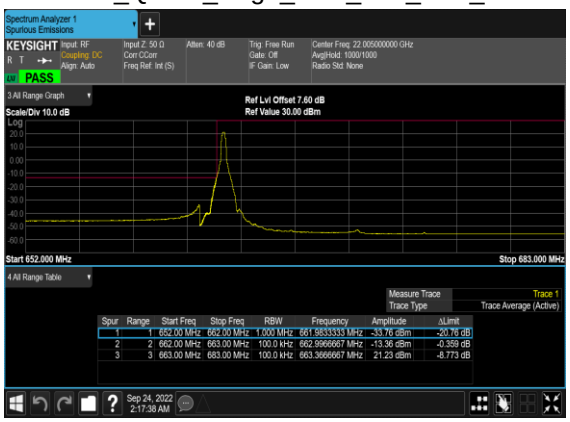

N71(10M)_DFT-s-OFDM_QPSK_Edge_1RB_Left_Low_CH_**CHP_PASS**

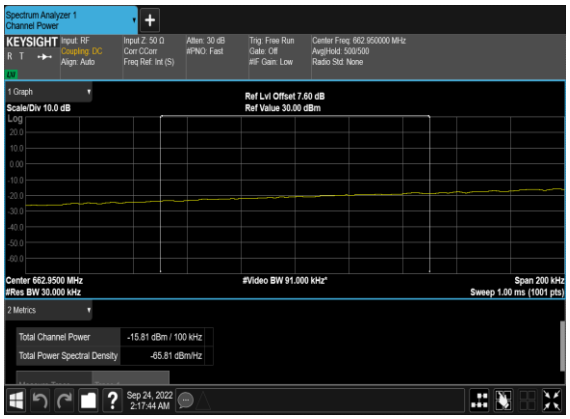

N71(10M)_DFT-s-OFDM_BPSK_Outer_Full_Low_CH

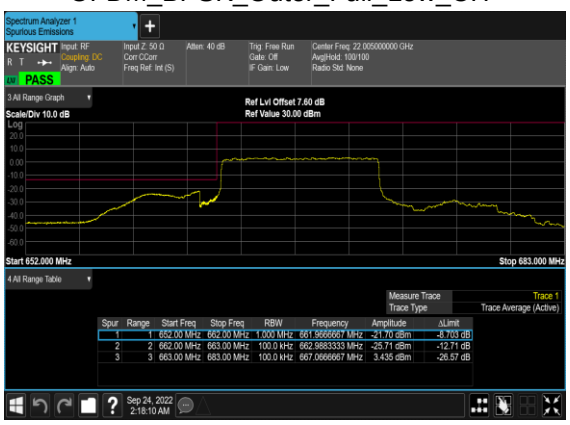

N71(10M)_DFT-s-OFDM_QPSK_Outer_Full_Low_CH

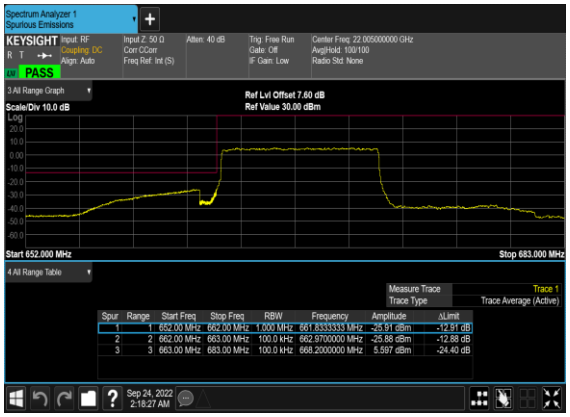

N71(10M)_DFT-s-OFDM_BPSK_Edge_1RB_Right_High_CH

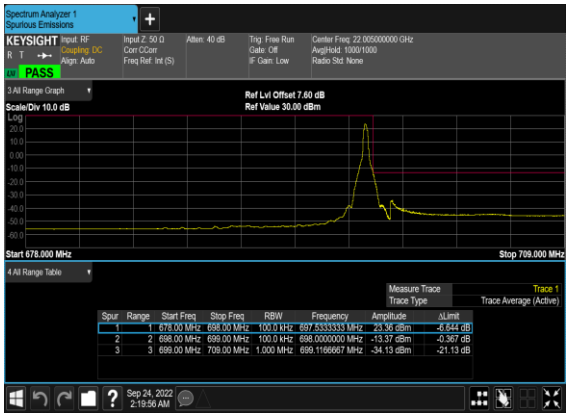

N71(10M)_DFT-s-OFDM_BPSK_Edge_1RB_Right_High_CH_**CHP_PASS**

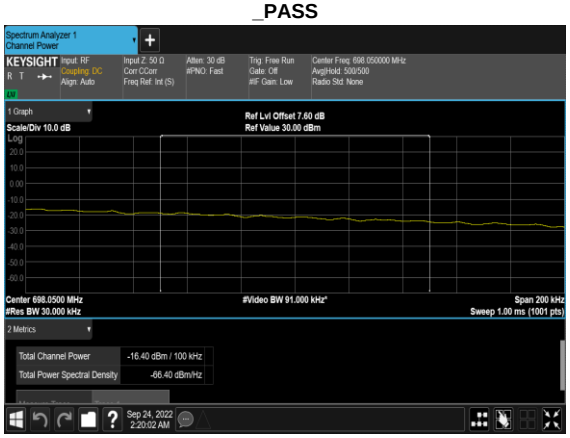

N71(10M)_DFT-s-OFDM_QPSK_Edge_1RB_Right_High_CH

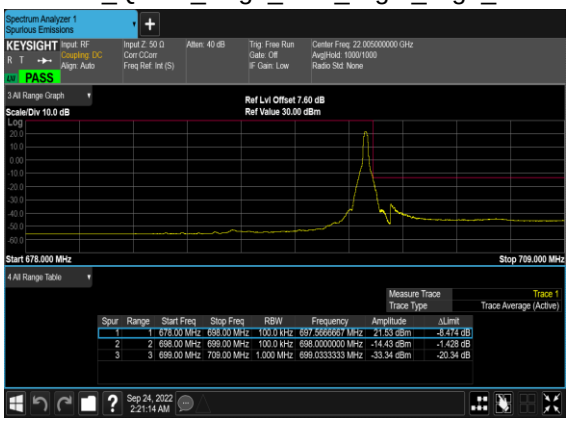

N71(10M)_DFT-s-OFDM_BPSK_Outer_Full_High_CH

N71(10M)_DFT-s-OFDM_QPSK_Outer_Full_High_CH

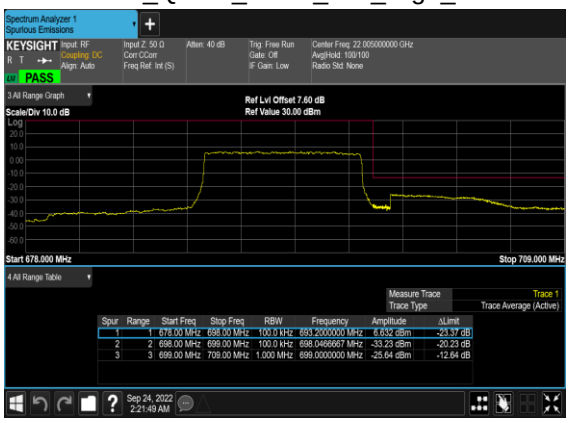

N71(20M)_DFT-s-OFDM_BPSK_Edge_1RB_Left_Low_CH

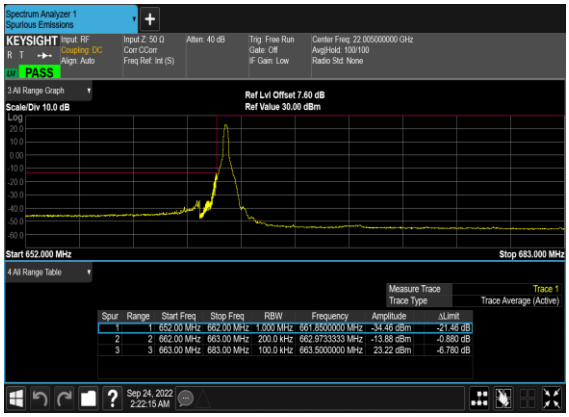

N71(20M)_DFT-s-OFDM_QPSK_Edge_1RB_Left_Low_CH

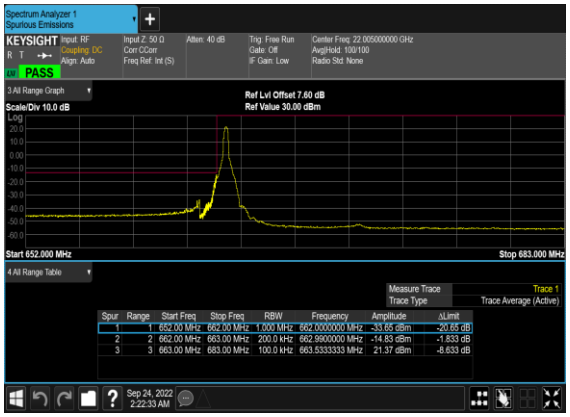

N71(20M)_DFT-s-OFDM_BPSK_Outer_Full_Low_CH

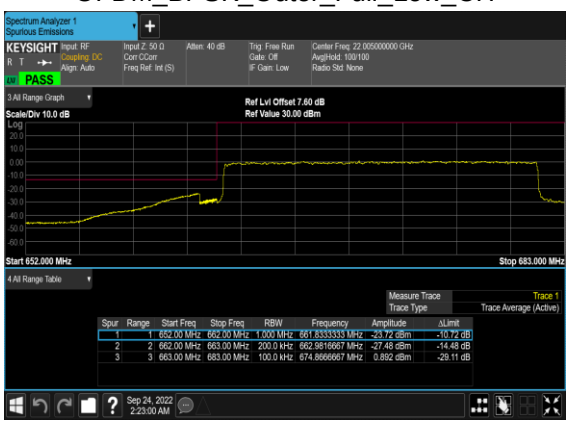

N71(20M)_DFT-s-OFDM_QPSK_Outer_Full_Low_CH

N71(20M)_DFT-s-OFDM_BPSK_Edge_1RB_Right_High_CH

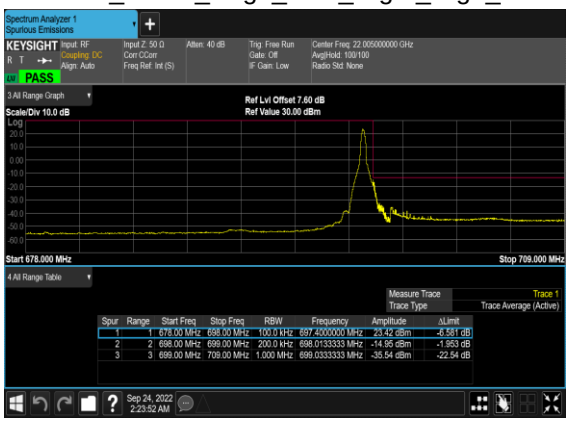

N71(20M)_DFT-s-OFDM_QPSK_Edge_1RB_Right_High_CH

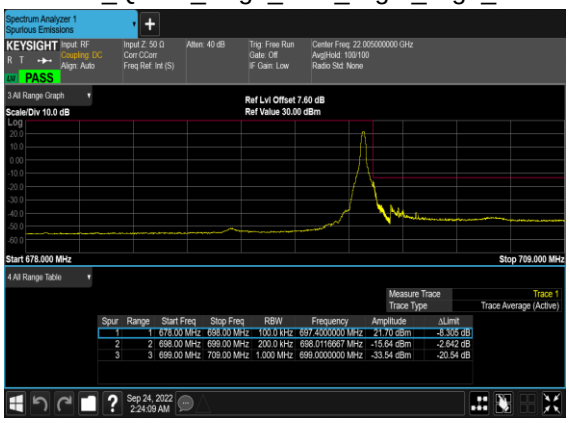

N71(20M)_DFT-s-OFDM_BPSK_Outer_Full_High_CH

N71(20M)_DFT-s-OFDM_QPSK_Outer_Full_High_CH

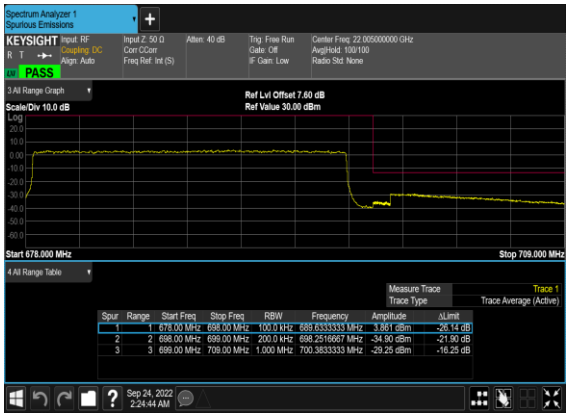

Appendix B. Test Results of Radiated Test

Radiated Spurious Emission

Test Engineer :	Zhicheng Li	Temperature :	22~25℃
		Relative Humidity :	48~52%

Note: Pre-scanned harmonic for the different antenna combinations, we choose the worst antenna mode to perform final test.

SA n5 / NR 20MHz(ANT0) / QPSK(ANT0)									
Channel	Frequency (MHz)	ERP (dBm)	Limit (dBm)	Over Limit (dB)	SPA Reading (dBm)	S.G. Power (dBm)	TX Cable loss (dB)	TX Antenna Gain (dBi)	Polarization (H/V)
Middle	1654.5	-66.74	-13	-53.74	-73.97	-69.99	4.00	9.40	H
	2481.75	-63.88	-13	-50.88	-75.50	-67.45	4.88	10.60	H
	3309	-61.80	-13	-48.80	-76.73	-66.73	5.52	12.60	H
	1654.5	-66.56	-13	-53.56	-73.87	-69.81	4.00	9.40	V
	2481.75	-63.70	-13	-50.70	-75.38	-67.27	4.88	10.60	V
	3309	-61.64	-13	-48.64	-76.51	-66.57	5.52	12.60	V

Remark: Spurious emissions within 30-1000MHz were found more than 20dB below limit line.

EN-DC_7A_n5A / LTE 10MHz(ANT3) + NR 20MHz(ANT0) / QPSK									
Channel	Frequency (MHz)	ERP/EIRP (dBm)	Limit (dBm)	Over Limit (dB)	SPA Reading (dBm)	S.G. Power (dBm)	TX Cable loss (dB)	TX Antenna Gain (dBi)	Polarization (H/V)
NR n5 Middle	1654.5	-66.60	-13	-53.60	-73.83	-69.85	4.00	9.40	H
	2481.75	-63.58	-13	-50.58	-75.20	-67.15	4.88	10.60	H
	3309	-62.18	-13	-49.18	-77.11	-67.11	5.52	12.60	H
	1654.5	-67.00	-13	-54.00	-74.31	-70.25	4.00	9.40	V
	2481.75	-61.97	-13	-48.97	-73.65	-65.54	4.88	10.60	V
	3309	-61.97	-13	-48.97	-76.84	-66.90	5.52	12.60	V
LTE Band7 Middle	5061.18	-61.57	-25	-36.57	-81.19	-67.13	7.14	12.70	H
	7591.77	-56.10	-25	-31.10	-79.67	-59.40	8.30	11.60	H
	10122.36	-54.16	-25	-29.16	-81.09	-55.68	10.48	12.00	H
	5061.18	-61.53	-25	-36.53	-81.02	-67.09	7.14	12.70	V
	7591.77	-56.18	-25	-31.18	-80.25	-59.48	8.30	11.60	V
	10122.36	-55.59	-25	-30.59	-81.21	-57.11	10.48	12.00	V

Remark: Spurious emissions within 30-1000MHz were found more than 20dB below limit line.

SA n7 / NR 40MHz(ANT3) / QPSK									
Channel	Frequency (MHz)	EIRP (dBm)	Limit (dBm)	Over Limit (dB)	SPA Reading (dBm)	S.G. Power (dBm)	TX Cable loss (dB)	TX Antenna Gain (dBi)	Polarization (H/V)
Middle	5051.50	-61.71	-25	-36.71	-81.32	-67.27	7.14	12.70	H
	7577.25	-56.63	-25	-31.63	-80.23	-59.93	8.30	11.60	H
	10103.00	-53.29	-25	-28.29	-80.23	-54.81	10.48	12.00	H
	5051.50	-61.85	-25	-36.85	-81.35	-67.41	7.14	12.70	V
	7577.25	-55.81	-25	-30.81	-79.89	-59.11	8.30	11.60	V
	10103.00	-55.01	-25	-30.01	-80.61	-56.53	10.48	12.00	V

Remark: Spurious emissions within 30-1000MHz were found more than 20dB below limit line.

EN-DC_66A_n7A / LTE 10MHz(ANT3) + NR 40MHz(ANT3) / QPSK									
Channel	Frequency (MHz)	ERP/EIRP (dBm)	Limit (dBm)	Over Limit (dB)	SPA Reading (dBm)	S.G. Power (dBm)	TX Cable loss (dB)	TX Antenna Gain (dBi)	Polarization (H/V)
NR n7 Middle	5051.50	-61.83	-25	-36.83	-81.44	-67.39	7.14	12.70	H
	7577.25	-56.66	-25	-31.66	-80.26	-59.96	8.30	11.60	H
	10103.00	-53.54	-25	-28.54	-80.48	-55.06	10.48	12.00	H
	5051.50	-61.88	-25	-36.88	-81.38	-67.44	7.14	12.70	V
	7577.25	-56.08	-25	-31.08	-80.16	-59.38	8.30	11.60	V
	10103.00	-54.92	-25	-29.92	-80.52	-56.44	10.48	12.00	V
LTE Band66 Middle	3481	-62.35	-13	-49.35	-77.67	-69.20	5.65	12.50	H
	5221.5	-61.41	-13	-48.41	-80.83	-67.08	7.13	12.80	H
	6962	-58.52	-13	-45.52	-80.73	-61.92	8.40	11.80	H
	3481	-62.55	-13	-49.55	-77.9	-69.40	5.65	12.50	V
	5221.5	-61.72	-13	-48.72	-80.73	-67.39	7.13	12.80	V
	6962	-58.18	-13	-45.18	-80.63	-61.58	8.40	11.80	V

Remark: Spurious emissions within 30-1000MHz were found more than 20dB below limit line.

SA n41 / NR 100MHz(ANT3) / QPSK									
Channel	Frequency (MHz)	EIRP (dBm)	Limit (dBm)	Over Limit (dB)	SPA Reading (dBm)	S.G. Power (dBm)	TX Cable loss (dB)	TX Antenna Gain (dBi)	Polarization (H/V)
Middle	5088.00	-61.16	-25	-36.16	-80.81	-66.72	7.14	12.70	H
	7632.00	-56.34	-25	-31.34	-79.85	-59.64	8.30	11.60	H
	10176.00	-53.37	-25	-28.37	-80.30	-54.89	10.48	12.00	H
	5088.00	-61.42	-25	-36.42	-80.9	-66.98	7.14	12.70	V
	7632.00	-55.99	-25	-30.99	-80.03	-59.29	8.30	11.60	V
	10176.00	-54.64	-25	-29.64	-80.34	-56.16	10.48	12.00	V

Remark: Spurious emissions within 30-1000MHz were found more than 20dB below limit line.

EN-DC_66A_n41A / LTE 10MHz(ANT3) + NR 100MHz(ANT3) / QPSK									
Channel	Frequency (MHz)	ERP/EIRP (dBm)	Limit (dBm)	Over Limit (dB)	SPA Reading (dBm)	S.G. Power (dBm)	TX Cable loss (dB)	TX Antenna Gain (dBi)	Polarization (H/V)
NR n41 Middle	5088.00	-61.07	-25	-36.07	-80.72	-66.63	7.14	12.70	H
	7632.00	-55.96	-25	-30.96	-79.47	-59.26	8.30	11.60	H
	10176.00	-53.48	-25	-28.48	-80.41	-55.00	10.48	12.00	H
	5088.00	-61.32	-25	-36.32	-80.8	-66.88	7.14	12.70	V
	7632.00	-55.54	-25	-30.54	-79.58	-58.84	8.30	11.60	V
	10176.00	-54.41	-25	-29.41	-80.11	-55.93	10.48	12.00	V
LTE Band66 Middle	3481	-61.74	-13	-48.74	-77.06	-68.59	5.65	12.50	H
	5221.5	-60.94	-13	-47.94	-80.36	-66.61	7.13	12.80	H
	6962	-57.69	-13	-44.69	-79.90	-61.09	8.40	11.80	H
	3481	-61.87	-13	-48.87	-77.22	-68.72	5.65	12.50	V
	5221.5	-61.53	-13	-48.53	-80.54	-67.20	7.13	12.80	V
	6962	-57.57	-13	-44.57	-80.02	-60.97	8.40	11.80	V

Remark: Spurious emissions within 30-1000MHz were found more than 20dB below limit line.

SA n66 / NR 20MHz(ANT3) / QPSK									
Channel	Frequency (MHz)	EIRP (dBm)	Limit (dBm)	Over Limit (dB)	SPA Reading (dBm)	S.G. Power (dBm)	TX Cable loss (dB)	TX Antenna Gain (dBi)	Polarization (H/V)
Middle	3486.5	-62.33	-13	-49.33	-77.68	-69.18	5.65	12.50	H
	5229.75	-61.29	-13	-48.29	-80.63	-66.96	7.13	12.80	H
	6973	-58.18	-13	-45.18	-80.41	-61.58	8.40	11.80	H
	3486.5	-62.71	-13	-49.71	-78.09	-69.56	5.65	12.50	V
	5229.75	-61.48	-13	-48.48	-80.4	-67.15	7.13	12.80	V
	6973	-58.14	-13	-45.14	-80.6	-61.54	8.40	11.80	V

Remark: Spurious emissions within 30-1000MHz were found more than 20dB below limit line.

EN-DC_2A_n66A / LTE 10MHz(ANT0) + NR 20MHz(ANT3) / QPSK									
Channel	Frequency (MHz)	ERP/EIRP (dBm)	Limit (dBm)	Over Limit (dB)	SPA Reading (dBm)	S.G. Power (dBm)	TX Cable loss (dB)	TX Antenna Gain (dBi)	Polarization (H/V)
NR n66 Middle	3471	-62.55	-13	-49.55	-77.82	-69.40	5.65	12.50	H
	5206.5	-61.02	-13	-48.02	-80.57	-66.69	7.13	12.80	H
	6942	-58.24	-13	-45.24	-80.42	-61.64	8.40	11.80	H
	3471	-62.59	-13	-49.59	-77.89	-69.44	5.65	12.50	V
	5206.5	-61.16	-13	-48.16	-80.32	-66.83	7.13	12.80	V
	6942	-58.17	-13	-45.17	-80.62	-61.57	8.40	11.80	V
LTE Band2 Middle	3751.18	-61.61	-13	-48.61	-78.27	-68.36	5.85	12.60	H
	5626.77	-59.11	-13	-46.11	-78.98	-64.91	7.30	13.10	H
	7502	-56.86	-13	-43.86	-80.57	-60.01	8.35	11.50	H
	3751.18	-61.87	-13	-48.87	-78.12	-68.62	5.85	12.60	V
	5626.77	-60.95	-13	-47.95	-79.95	-66.75	7.30	13.10	V
	7502	-56.45	-13	-43.45	-80.57	-59.60	8.35	11.50	V

Remark: Spurious emissions within 30-1000MHz were found more than 20dB below limit line.

EN-DC_5A_n66A / LTE 10MHz(ANT0) + NR 20MHz(ANT3) / QPSK									
Channel	Frequency (MHz)	ERP/EIRP (dBm)	Limit (dBm)	Over Limit (dB)	SPA Reading (dBm)	S.G. Power (dBm)	TX Cable loss (dB)	TX Antenna Gain (dBi)	Polarization (H/V)
NR n66 Middle	3471	-62.73	-13	-49.73	-78.00	-69.58	5.65	12.50	H
	5206.5	-61.24	-13	-48.24	-80.79	-66.91	7.13	12.80	H
	6942	-58.49	-13	-45.49	-80.67	-61.89	8.40	11.80	H
	3471	-62.64	-13	-49.64	-77.94	-69.49	5.65	12.50	V
	5206.5	-61.66	-13	-48.66	-80.82	-67.33	7.13	12.80	V
	6942	-58.29	-13	-45.29	-80.74	-61.69	8.40	11.80	V
LTE Band5 Middle	1664.18	-67.50	-13	-54.50	-74.50	-70.75	4.00	9.40	H
	2496.27	-64.09	-13	-51.09	-75.77	-67.66	4.88	10.60	H
	3328.36	-62.82	-13	-49.82	-77.69	-67.75	5.52	12.60	H
	1664.18	-67.24	-13	-54.24	-74.38	-70.49	4.00	9.40	V
	2496.27	-64.19	-13	-51.19	-75.96	-67.76	4.88	10.60	V
	3328.36	-62.82	-13	-49.82	-77.67	-67.75	5.52	12.60	V

Remark: Spurious emissions within 30-1000MHz were found more than 20dB below limit line.

EN-DC_12A_n66A / LTE 10MHz(ANT0) + NR 20MHz(ANT3) / QPSK									
Channel	Frequency (MHz)	ERP/EIRP (dBm)	Limit (dBm)	Over Limit (dB)	SPA Reading (dBm)	S.G. Power (dBm)	TX Cable loss (dB)	TX Antenna Gain (dBi)	Polarization (H/V)
NR n66 Middle	3471	-62.79	-13	-49.79	-78.06	-69.64	5.65	12.50	H
	5206.5	-61.10	-13	-48.10	-80.65	-66.77	7.13	12.80	H
	6942	-58.47	-13	-45.47	-80.65	-61.87	8.40	11.80	H
	3471	-62.45	-13	-49.45	-77.75	-69.30	5.65	12.50	V
	5206.5	-61.29	-13	-48.29	-80.45	-66.96	7.13	12.80	V
	6942	-58.19	-13	-45.19	-80.64	-61.59	8.40	11.80	V
LTE Band12 Middle	1406	-64.90	-13	-51.90	-73.20	-68.15	4.00	9.40	H
	2109	-65.06	-13	-52.06	-75.57	-68.63	4.88	10.60	H
	2812	-62.70	-13	-49.70	-76.30	-67.63	5.52	12.60	H
	1406	-64.44	-13	-51.44	-72.63	-67.69	4.00	9.40	V
	2109	-64.73	-13	-51.73	-75.47	-68.30	4.88	10.60	V
	2812	-62.54	-13	-49.54	-76.07	-67.47	5.52	12.60	V

Remark: Spurious emissions within 30-1000MHz were found more than 20dB below limit line.

SA n71 / NR 20MHz(ANT0) / QPSK									
Channel	Frequency (MHz)	EIRP (dBm)	Limit (dBm)	Over Limit (dB)	SPA Reading (dBm)	S.G. Power (dBm)	TX Cable loss (dB)	TX Antenna Gain (dBi)	Polarization (H/V)
Middle	1342.5	-64.30	-13	-51.30	-71.89	-67.55	4.00	9.40	H
	2013.75	-65.21	-13	-52.21	-74.56	-68.78	4.88	10.60	H
	2685	-62.46	-13	-49.46	-75.37	-67.39	5.52	12.60	H
	1342.5	-64.64	-13	-51.64	-72.16	-67.89	4.00	9.40	V
	2013.75	-65.11	-13	-52.11	-74.57	-68.68	4.88	10.60	V
	2685	-62.72	-13	-49.72	-75.51	-67.65	5.52	12.60	V

Remark: Spurious emissions within 30-1000MHz were found more than 20dB below limit line.