N77(50M)_DFT-s-OFDM_BPSK_Edge_1RB_Left_Low_CH

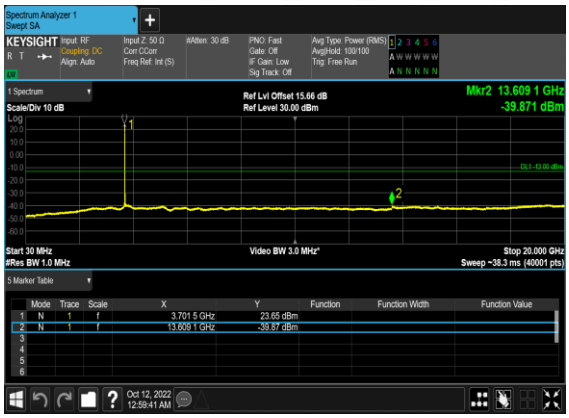

N77(50M)_DFT-s-OFDM_BPSK_Edge_1RB_Left_Low_CH

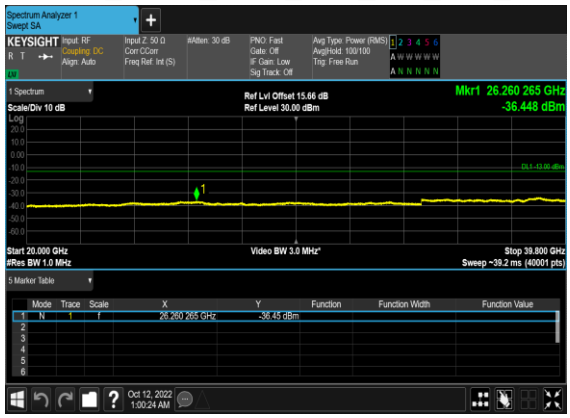

N77(50M)_DFT-s-OFDM_QPSK_Edge_1RB_Left_Low_CH

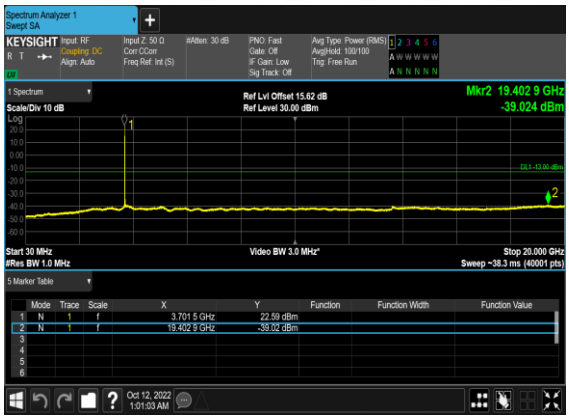

N77(50M)_DFT-s-OFDM_QPSK_Edge_1RB_Left_Low_CH

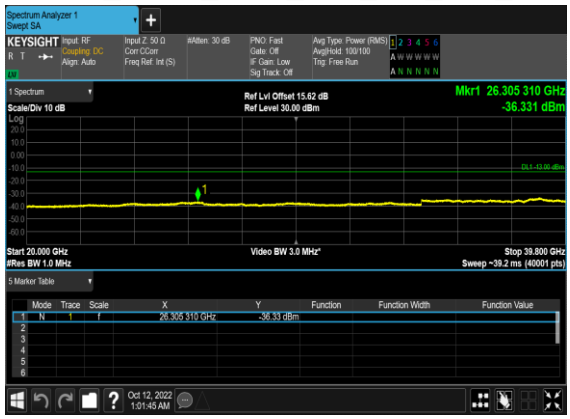

N77(50M)_DFT-s-OFDM_BPSK_Edge_1RB_Left_Mid_CH

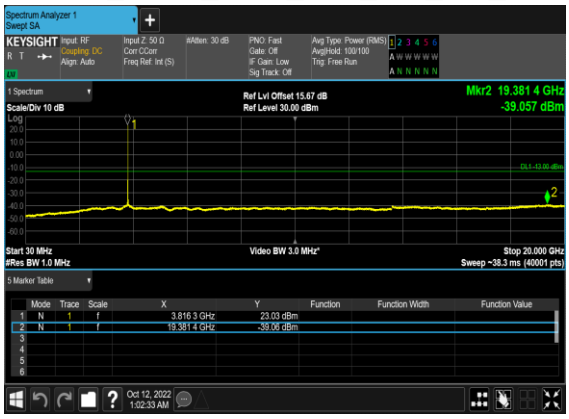

N77(50M)_DFT-s-OFDM_BPSK_Edge_1RB_Left_Mid_CH

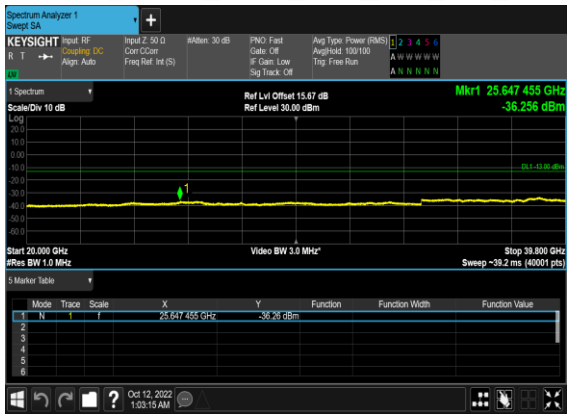

N77(50M)_DFT-s-OFDM_QPSK_Edge_1RB_Left_Mid_CH

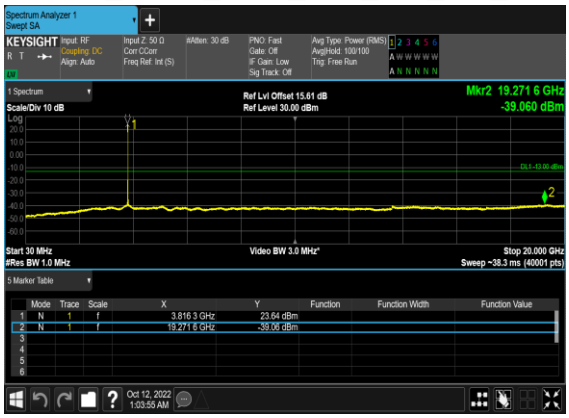

N77(50M)_DFT-s-OFDM_QPSK_Edge_1RB_Left_Mid_CH

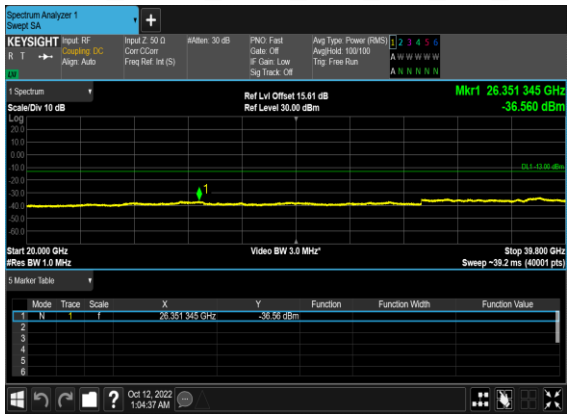

N77(50M)_DFT-s-OFDM_BPSK_Edge_1RB_Left_High_CH

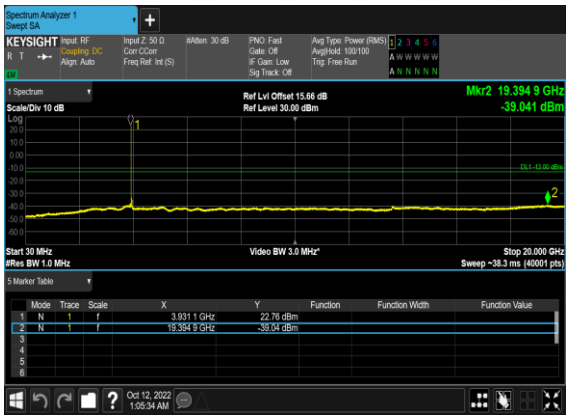

N77(50M)_DFT-s-OFDM_BPSK_Edge_1RB_Left_High_CH

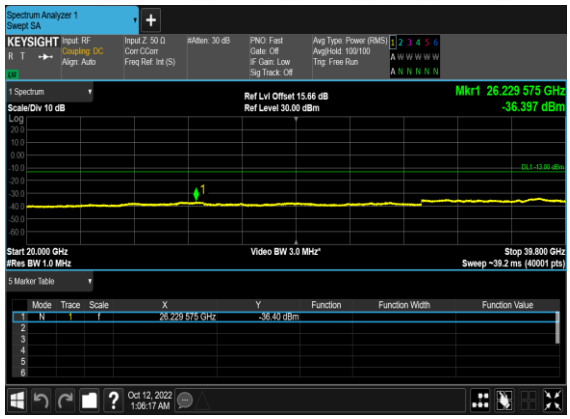

N77(50M)_DFT-s-OFDM_QPSK_Edge_1RB_Left_High_CH

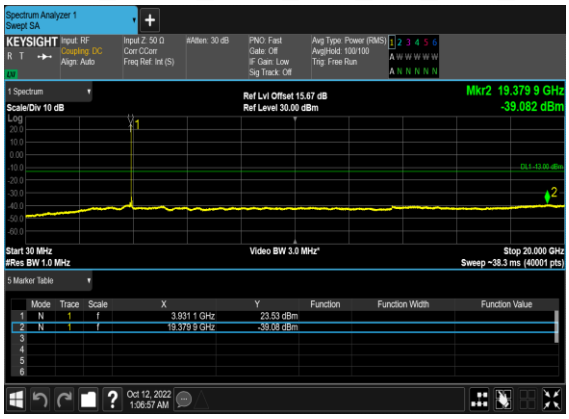

N77(50M)_DFT-s-OFDM_QPSK_Edge_1RB_Left_High_CH

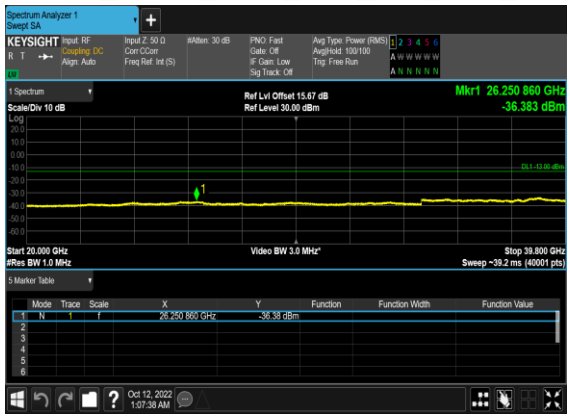

N77(100M)_DFT-s-OFDM_BPSK_Edge_1RB_Left_Low_CH

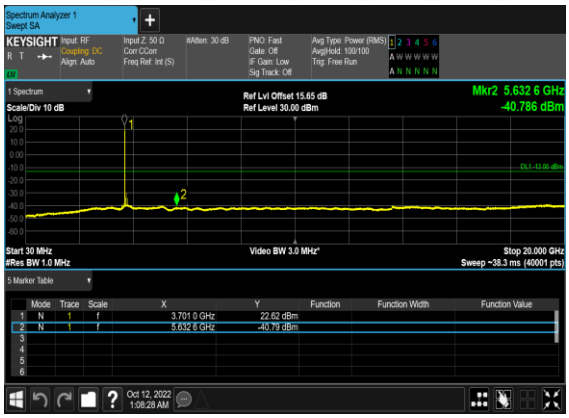

N77(100M)_DFT-s-OFDM_BPSK_Edge_1RB_Left_Low_CH

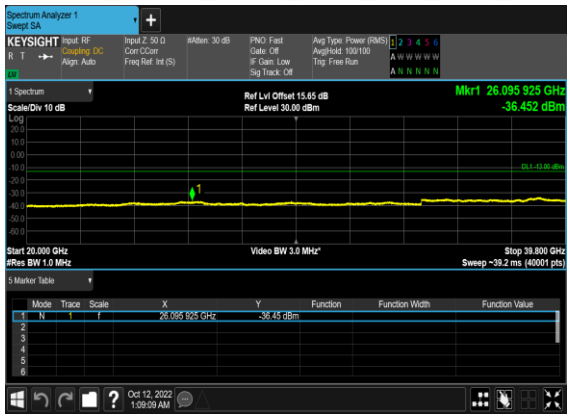

N77(100M)_DFT-s-OFDM_QPSK_Edge_1RB_Left_Low_CH

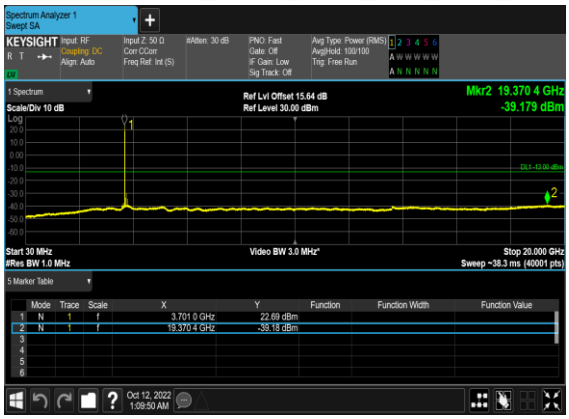

N77(100M)_DFT-s-OFDM_QPSK_Edge_1RB_Left_Low_CH

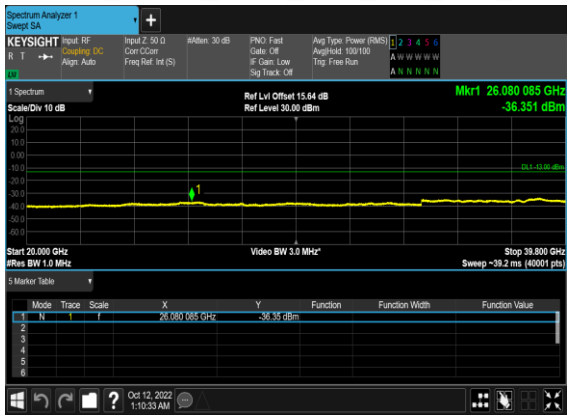

N77(100M)_DFT-s-OFDM_BPSK_Edge_1RB_Left_Mid_CH

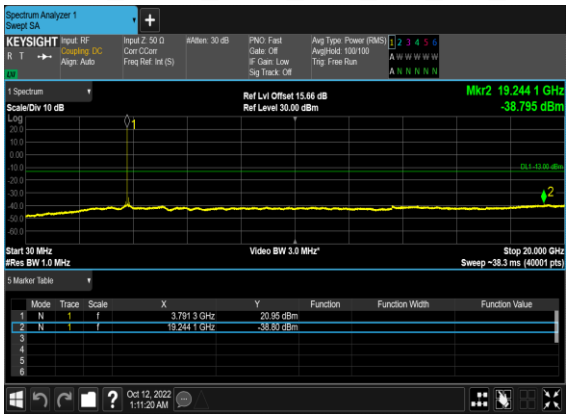

N77(100M)_DFT-s-OFDM_BPSK_Edge_1RB_Left_Mid_CH

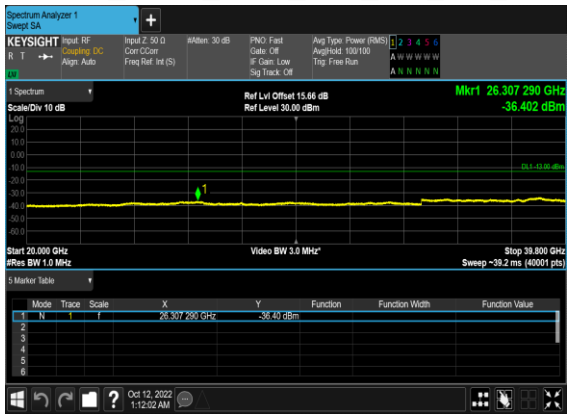

N77(100M)_DFT-s-OFDM_QPSK_Edge_1RB_Left_Mid_CH

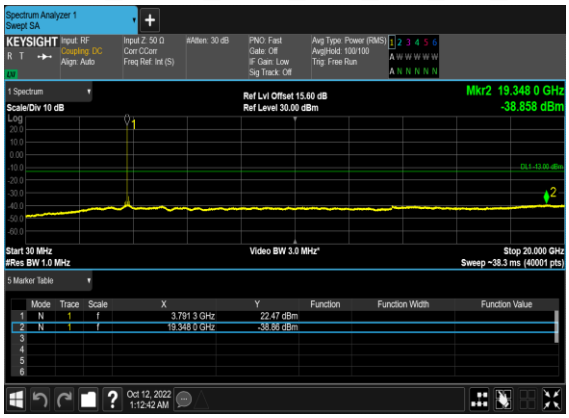

N77(100M)_DFT-s-OFDM_QPSK_Edge_1RB_Left_Mid_CH

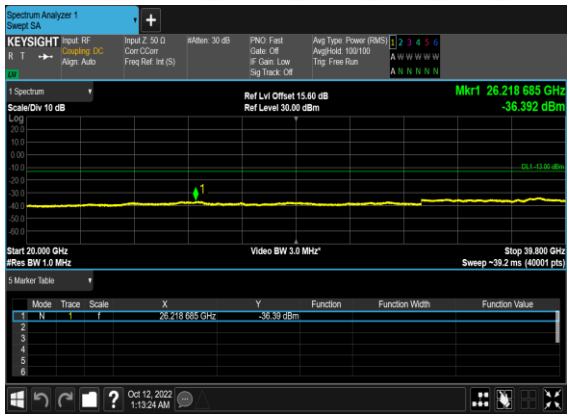

N77(100M)_DFT-s-OFDM_BPSK_Edge_1RB_Left_High_CH

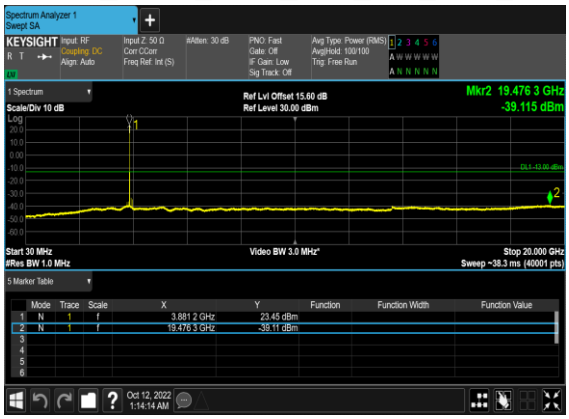

N77(100M)_DFT-s-OFDM_BPSK_Edge_1RB_Left_High_CH

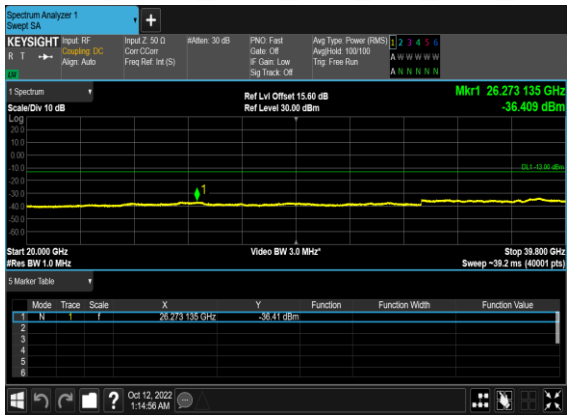

N77(100M)_DFT-s-OFDM_QPSK_Edge_1RB_Left_High_CH

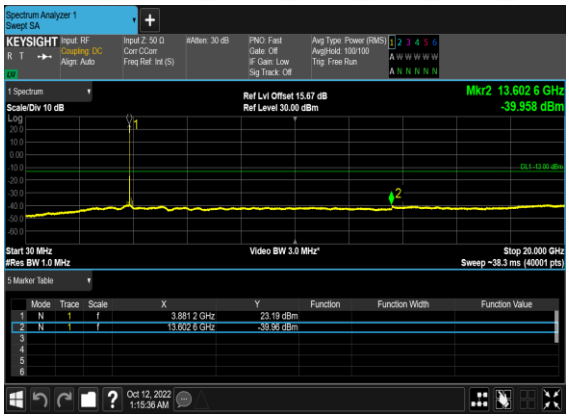

N77(100M)_DFT-s-OFDM_QPSK_Edge_1RB_Left_High_CH

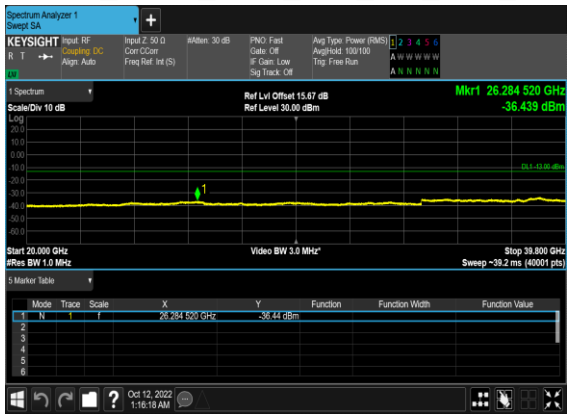

Conducted Band Edge

NR Band	SCS (kHz)	Bandwidth (MHz)	Arfcn	Freq (MHz)	Modulation	RB	Result	Verdict
77	30	10	647000	3705.0	DFT-s-OFDM BPSK	1@0	see graph	**PASS**
77	30	10	647000	3705.0	DFT-s-OFDM QPSK	1@0	see graph	**PASS**
77	30	10	647000	3705.0	DFT-s-OFDM BPSK	24@0	see graph	**PASS**
77	30	10	647000	3705.0	DFT-s-OFDM QPSK	24@0	see graph	**PASS**
77	30	10	665000	3975.0	DFT-s-OFDM BPSK	1@23	see graph	**PASS**
77	30	10	665000	3975.0	DFT-s-OFDM QPSK	1@23	see graph	**PASS**
77	30	10	665000	3975.0	DFT-s-OFDM BPSK	24@0	see graph	**PASS**
77	30	10	665000	3975.0	DFT-s-OFDM QPSK	24@0	see graph	**PASS**
77	30	50	648334	3725.01	DFT-s-OFDM BPSK	1@0	see graph	**PASS**
77	30	50	648334	3725.01	DFT-s-OFDM QPSK	1@0	see graph	**PASS**
77	30	50	648334	3725.01	DFT-s-OFDM BPSK	128@0	see graph	**PASS**
77	30	50	648334	3725.01	DFT-s-OFDM QPSK	128@0	see graph	**PASS**
77	30	50	663666	3954.99	DFT-s-OFDM BPSK	1@132	see graph	**PASS**
77	30	50	663666	3954.99	DFT-s-OFDM QPSK	1@132	see graph	**PASS**
77	30	50	663666	3954.99	DFT-s-OFDM BPSK	128@0	see graph	**PASS**
77	30	50	663666	3954.99	DFT-s-OFDM QPSK	128@0	see graph	**PASS**
77	30	100	650000	3750.0	DFT-s-OFDM BPSK	1@0	see graph	**PASS**
77	30	100	650000	3750.0	DFT-s-OFDM QPSK	1@0	see graph	**PASS**
77	30	100	650000	3750.0	DFT-s-OFDM BPSK	270@0	see graph	**PASS**
77	30	100	650000	3750.0	DFT-s-OFDM QPSK	270@0	see graph	**PASS**
77	30	100	662000	3930.0	DFT-s-OFDM BPSK	1@272	see graph	**PASS**
77	30	100	662000	3930.0	DFT-s-OFDM QPSK	1@272	see graph	**PASS**
77	30	100	662000	3930.0	DFT-s-OFDM BPSK	270@0	see graph	**PASS**
77	30	100	662000	3930.0	DFT-s-OFDM QPSK	270@0	see graph	**PASS**

N77(10M)_DFT-s-OFDM_BPSK_Edge_1RB_Left_Low_CH

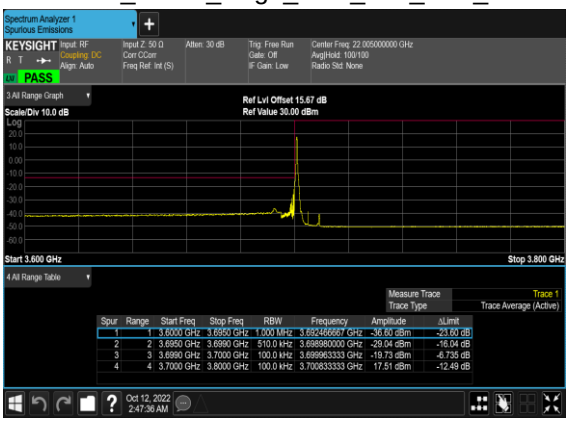

N77(10M)_DFT-s-OFDM_QPSK_Edge_1RB_Left_Low_CH

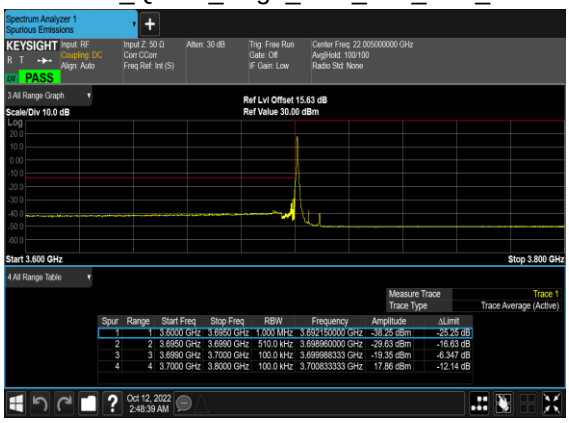

N77(10M)_DFT-s-OFDM_BPSK_Outer_Full_Low_CH

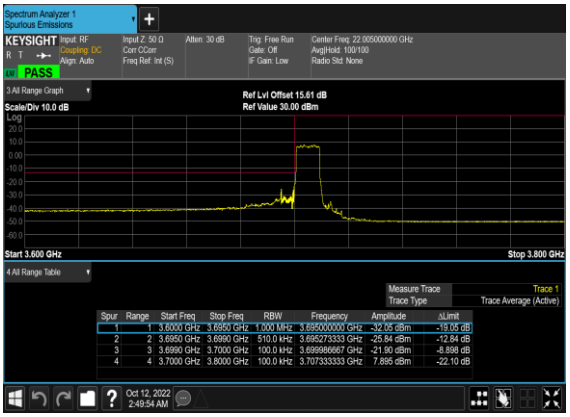

N77(10M)_DFT-s-OFDM_QPSK_Outer_Full_Low_CH

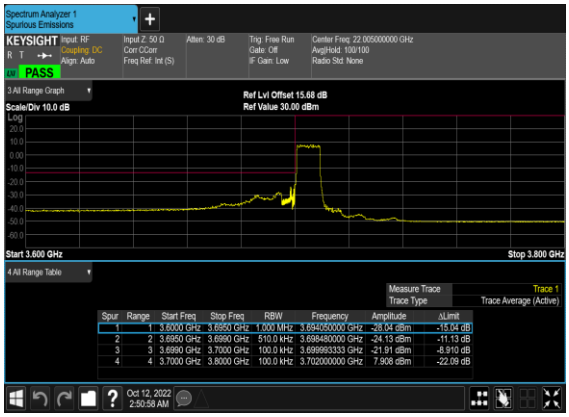

N77(10M)_DFT-s-OFDM_BPSK_Edge_1RB_Right_High_CH

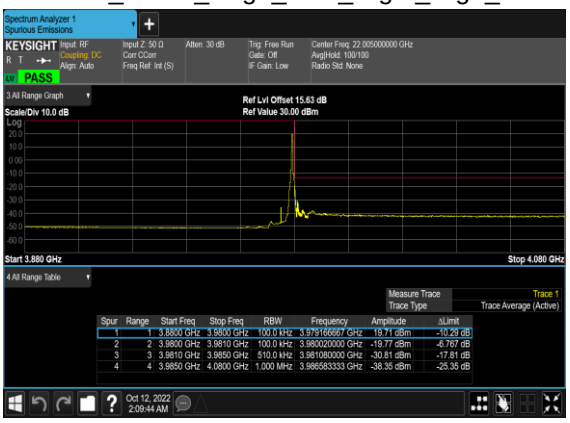

N77(10M)_DFT-s-OFDM_QPSK_Edge_1RB_Right_High_CH

N77(10M)_DFT-s-OFDM_BPSK_Outer_Full_High_CH

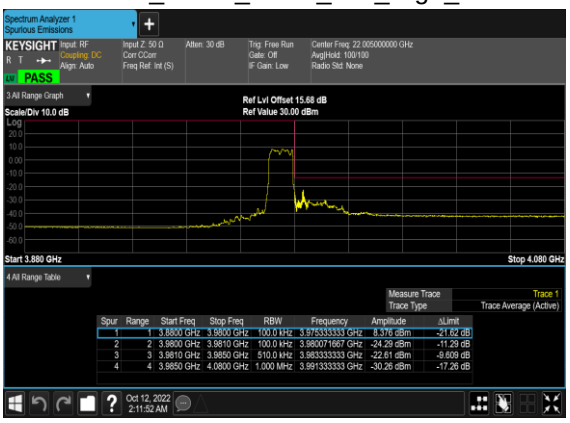

N77(10M)_DFT-s-OFDM_QPSK_Outer_Full_High_CH

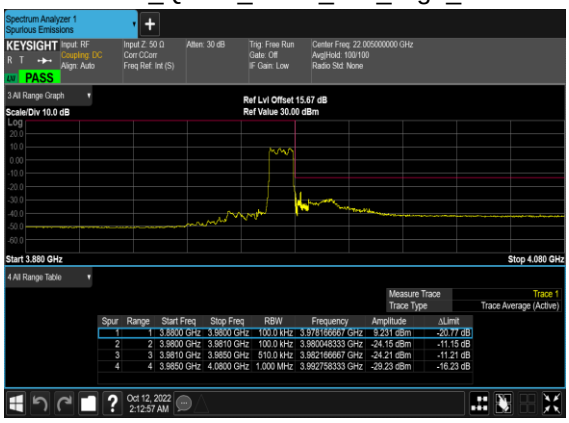

N77(50M)_DFT-s-OFDM_BPSK_Edge_1RB_Left_Low_CH

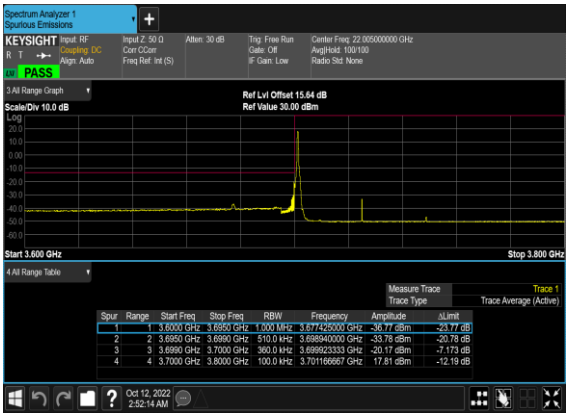

N77(50M)_DFT-s-OFDM_QPSK_Edge_1RB_Left_Low_CH

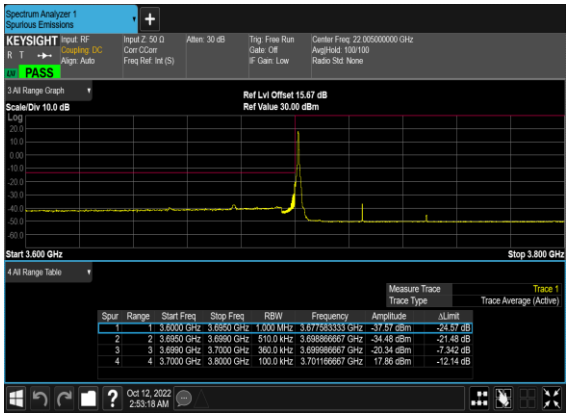

N77(50M)_DFT-s-OFDM_BPSK_Outer_Full_Low_CH

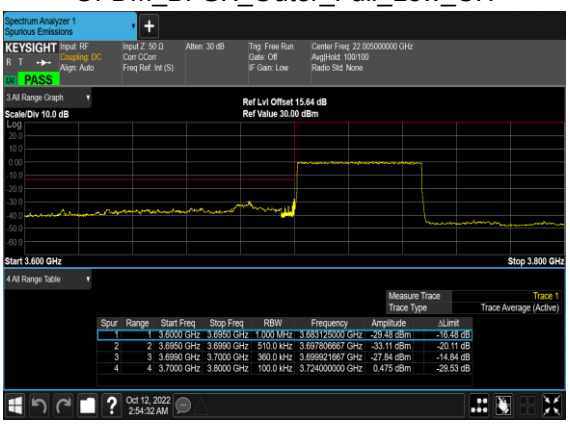

N77(50M)_DFT-s-OFDM_QPSK_Outer_Full_Low_CH

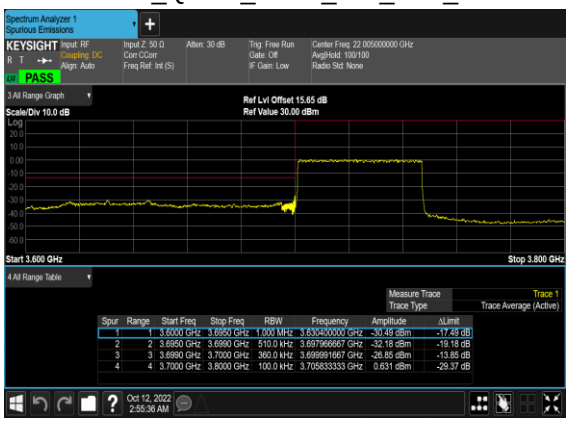

N77(50M)_DFT-s-OFDM_BPSK_Edge_1RB_Right_High_CH

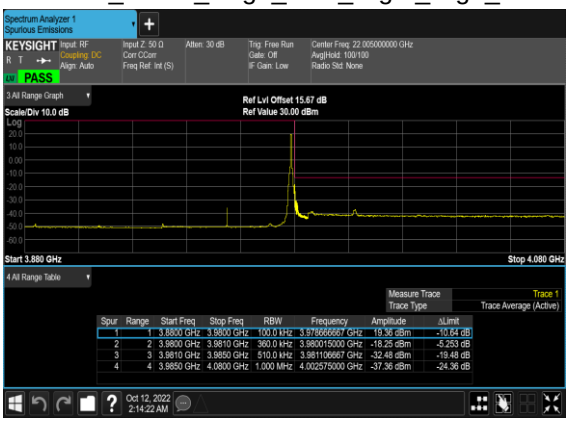

N77(50M)_DFT-s-OFDM_QPSK_Edge_1RB_Right_High_CH

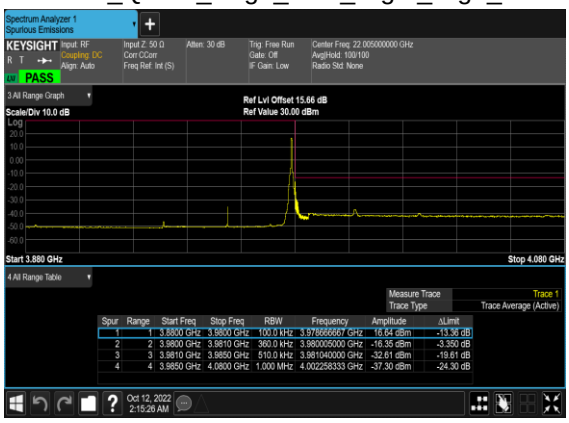

N77(50M)_DFT-s-OFDM_BPSK_Outer_Full_High_CH

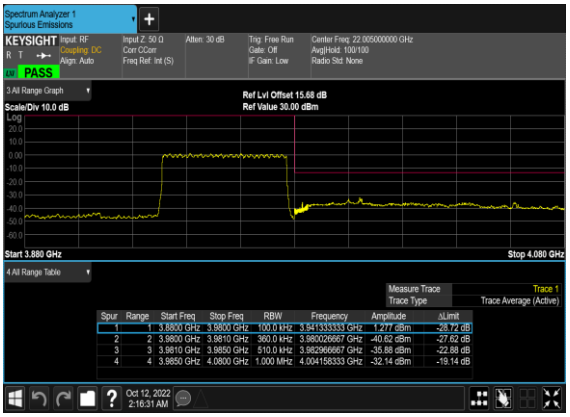

N77(50M)_DFT-s-OFDM_QPSK_Outer_Full_High_CH

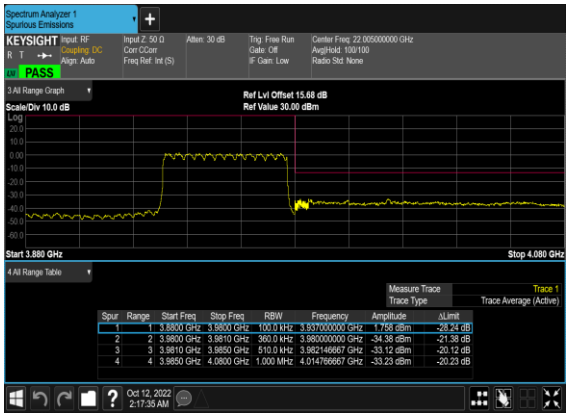

N77(100M)_DFT-s-OFDM_BPSK_Edge_1RB_Left_Low_CH

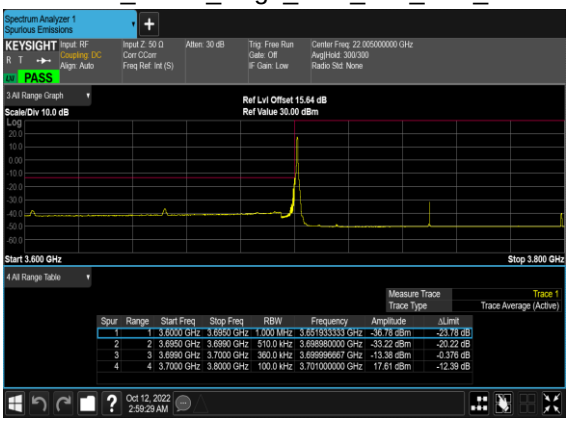

N77(100M)_DFT-s-OFDM_BPSK_Edge_1RB_Left_Low_CH_**CHP_PASS**

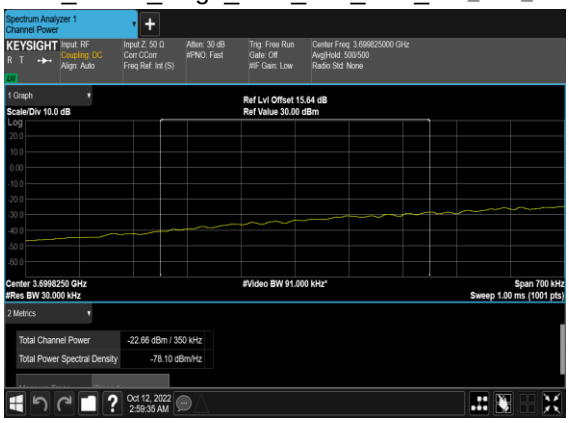

N77(100M)_DFT-s-OFDM_QPSK_Edge_1RB_Left_Low_CH

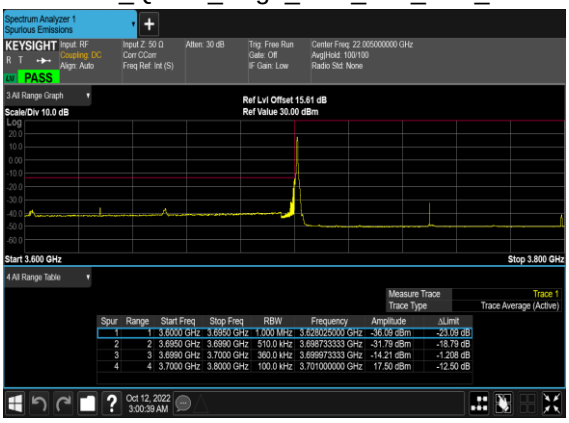

N77(100M)_DFT-s-OFDM_BPSK_Outer_Full_Low_CH

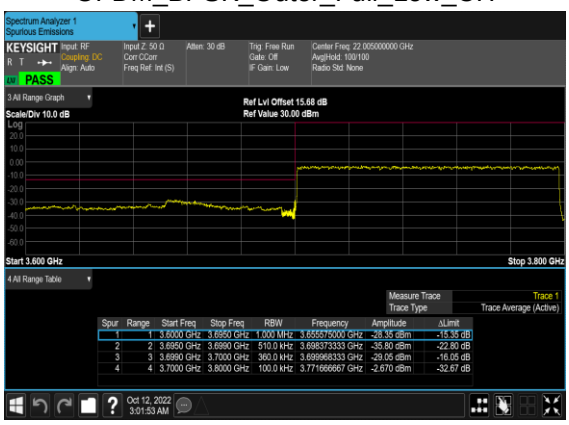

N77(100M)_DFT-s-OFDM_QPSK_Outer_Full_Low_CH

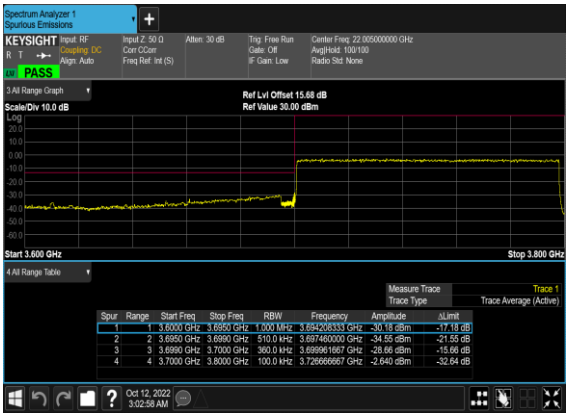

N77(100M)_DFT-s-OFDM_BPSK_Edge_1RB_Right_High_CH

N77(100M)_DFT-s-OFDM_BPSK_Edge_1RB_Right_High_CH_**CHP_PASS**

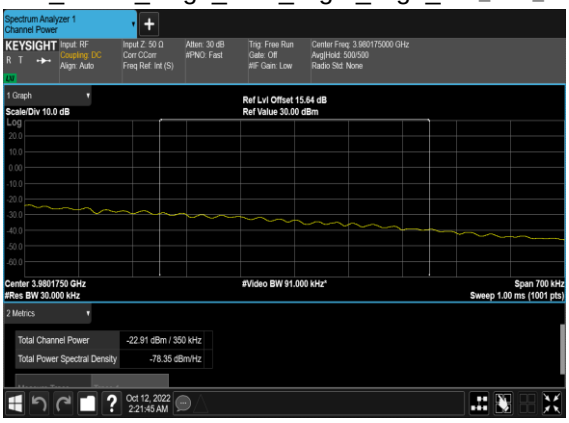

N77(100M)_DFT-s-OFDM_QPSK_Edge_1RB_Right_High_CH

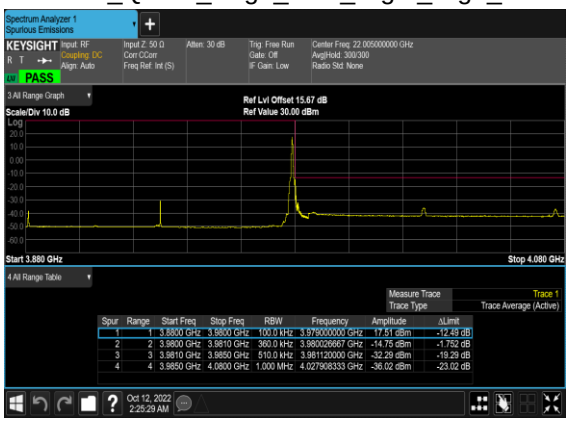

N77(100M)_DFT-s-OFDM_BPSK_Outer_Full_High_CH

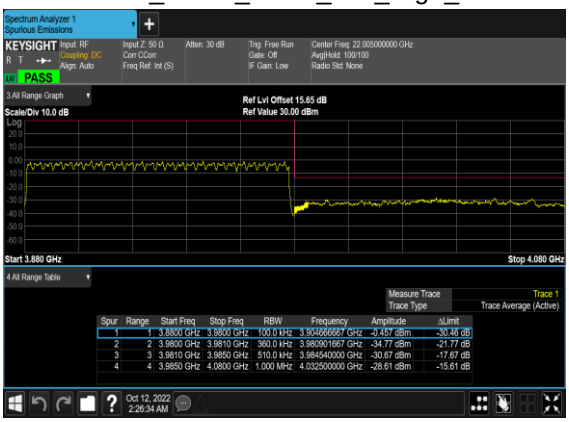

N77(100M)_DFT-s-OFDM_QPSK_Outer_Full_High_CH

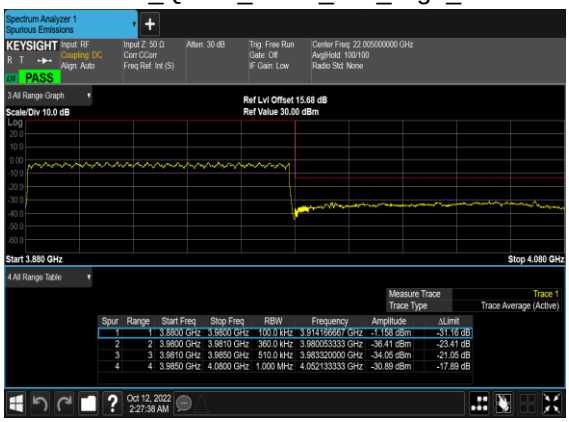

FR1 N78

Transmitter Conducted Output Power And EIRP, (G_T - L_C)=-3.6dB

NR Band	SCS (kHz)	Bandwidth (MHz)	Arfcn	Freq (MHz)	Modulation	RB	Conducted Power(dBm)	EIRP (dBm)	EIRP (W)
78	30	10	647000	3705	DFT-s-OFDM QPSK	1@1	26.15	22.55	0.1799
78	30	10	647000	3705	DFT-s-OFDM 16 QAM	1@1	25.26	21.66	0.1466
78	30	10	650000	3750	DFT-s-OFDM QPSK	1@1	26.62	23.02	0.2004
78	30	10	650000	3750	DFT-s-OFDM 16 QAM	1@1	26.2	22.6	0.1820
78	30	10	653000	3795	DFT-s-OFDM QPSK	1@1	26.86	23.26	0.2118
78	30	10	653000	3795	DFT-s-OFDM 16 QAM	1@1	26.54	22.94	0.1968
78	30	15	647168	3707.52	DFT-s-OFDM QPSK	1@1	26.14	22.54	0.1795
78	30	15	647168	3707.52	DFT-s-OFDM 16 QAM	1@1	25.49	21.89	0.1545
78	30	15	650000	3750	DFT-s-OFDM QPSK	1@1	26.84	23.24	0.2109
78	30	15	650000	3750	DFT-s-OFDM 16 QAM	1@1	26.38	22.78	0.1897
78	30	15	652832	3792.48	DFT-s-OFDM QPSK	1@1	26.9	23.3	0.2138
78	30	15	652832	3792.48	DFT-s-OFDM 16 QAM	1@1	26.18	22.58	0.1811
78	30	20	647334	3710.01	DFT-s-OFDM QPSK	1@1	26.27	22.67	0.1849
78	30	20	647334	3710.01	DFT-s-OFDM 16 QAM	1@1	25.42	21.82	0.1521
78	30	20	650000	3750	DFT-s-OFDM QPSK	1@1	26.91	23.31	0.2143
78	30	20	650000	3750	DFT-s-OFDM 16 QAM	1@1	26.51	22.91	0.1954
78	30	20	652666	3789.99	DFT-s-OFDM QPSK	1@1	26.9	23.3	0.2138
78	30	20	652666	3789.99	DFT-s-OFDM 16 QAM	1@1	26.7	23.1	0.2042
78	30	30	647668	3715.02	DFT-s-OFDM QPSK	1@1	26.28	22.68	0.1854
78	30	30	647668	3715.02	DFT-s-OFDM 16 QAM	1@1	25.53	21.93	0.1560
78	30	30	650000	3750	DFT-s-OFDM QPSK	1@1	26.85	23.25	0.2113
78	30	30	650000	3750	DFT-s-OFDM 16 QAM	1@1	26.63	23.03	0.2009
78	30	30	652332	3784.98	DFT-s-OFDM QPSK	1@1	26.88	23.28	0.2128
78	30	30	652332	3784.98	DFT-s-OFDM 16 QAM	1@1	26.48	22.88	0.1941
78	30	40	648000	3720	DFT-s-OFDM QPSK	1@1	26.36	22.76	0.1888
78	30	40	648000	3720	DFT-s-OFDM 16 QAM	1@1	25.52	21.92	0.1556

78	30	40	650000	3750	DFT-s-OFDM QPSK	1@1	26.89	23.29	0.2133
78	30	40	650000	3750	DFT-s-OFDM 16 QAM	1@1	26.56	22.96	0.1977
78	30	40	652000	3780	DFT-s-OFDM QPSK	1@1	26.85	23.25	0.2113
78	30	40	652000	3780	DFT-s-OFDM 16 QAM	1@1	26.39	22.79	0.1901
78	30	50	648334	3725.01	DFT-s-OFDM QPSK	1@1	26.13	22.53	0.1791
78	30	50	648334	3725.01	DFT-s-OFDM 16 QAM	1@1	25.22	21.62	0.1452
78	30	50	650000	3750	DFT-s-OFDM QPSK	1@1	26.52	22.92	0.1959
78	30	50	650000	3750	DFT-s-OFDM 16 QAM	1@1	26.23	22.63	0.1832
78	30	50	651666	3774.99	DFT-s-OFDM QPSK	1@1	26.44	22.84	0.1923
78	30	50	651666	3774.99	DFT-s-OFDM 16 QAM	1@1	26.16	22.56	0.1803
78	30	60	648668	3730.02	DFT-s-OFDM QPSK	1@1	25.94	22.34	0.1714
78	30	60	648668	3730.02	DFT-s-OFDM 16 QAM	1@1	25.4	21.8	0.1514
78	30	60	650000	3750	DFT-s-OFDM QPSK	1@1	26.25	22.65	0.1841
78	30	60	650000	3750	DFT-s-OFDM 16 QAM	1@1	25.9	22.3	0.1698
78	30	60	651332	3769.98	DFT-s-OFDM QPSK	1@1	26.61	23.01	0.2000
78	30	60	651332	3769.98	DFT-s-OFDM 16 QAM	1@1	26.27	22.67	0.1849
78	30	70	649000	3735	DFT-s-OFDM QPSK	1@1	25.99	22.39	0.1734
78	30	70	649000	3735	DFT-s-OFDM 16 QAM	1@1	25.39	21.79	0.1510
78	30	70	650000	3750	DFT-s-OFDM QPSK	1@1	25.95	22.35	0.1718
78	30	70	650000	3750	DFT-s-OFDM 16 QAM	1@1	25.54	21.94	0.1563
78	30	70	651000	3765	DFT-s-OFDM QPSK	1@1	26.55	22.95	0.1972
78	30	70	651000	3765	DFT-s-OFDM 16 QAM	1@1	26.31	22.71	0.1866
78	30	80	649334	3740.01	DFT-s-OFDM QPSK	1@1	26.06	22.46	0.1762
78	30	80	649334	3740.01	DFT-s-OFDM 16 QAM	1@1	25.43	21.83	0.1524
78	30	80	650000	3750	DFT-s-OFDM QPSK	1@1	26.19	22.59	0.1816
78	30	80	650000	3750	DFT-s-OFDM 16 QAM	1@1	25.41	21.81	0.1517
78	30	80	650666	3759.99	DFT-s-OFDM QPSK	1@1	26.14	22.54	0.1795
78	30	80	650666	3759.99	DFT-s-OFDM 16 QAM	1@1	25.89	22.29	0.1694
78	30	90	649668	3745.02	DFT-s-OFDM QPSK	1@1	26.11	22.51	0.1782
78	30	90	649668	3745.02	DFT-s-OFDM 16 QAM	1@1	25.34	21.74	0.1493
78	30	90	650000	3750	DFT-s-OFDM QPSK	1@1	26.17	22.57	0.1807

78	30	90	650000	3750	DFT-s-OFDM 16 QAM	1@1	25.33	21.73	0.1489
78	30	90	650332	3754.98	DFT-s-OFDM QPSK	1@1	26.29	22.69	0.1858
78	30	90	650332	3754.98	DFT-s-OFDM 16 QAM	1@1	25.49	21.89	0.1545
78	30	100	650000	3750	DFT-s-OFDM PI/2 BPSK	135@67	26.92	23.32	0.2148
78	30	100	650000	3750	DFT-s-OFDM PI/2 BPSK	1@1	26.28	22.68	0.1854
78	30	100	650000	3750	DFT-s-OFDM PI/2 BPSK	1@271	26.87	23.27	0.2123
78	30	100	650000	3750	DFT-s-OFDM QPSK	135@67	26.86	23.26	0.2118
78	30	100	650000	3750	DFT-s-OFDM QPSK	1@1	26.21	22.61	0.1824
78	30	100	650000	3750	DFT-s-OFDM QPSK	1@271	26.88	23.28	0.2128
78	30	100	650000	3750	DFT-s-OFDM 16 QAM	135@67	25.95	22.35	0.1718
78	30	100	650000	3750	DFT-s-OFDM 16 QAM	1@1	25.22	21.62	0.1452
78	30	100	650000	3750	DFT-s-OFDM 16 QAM	1@271	26.1	22.5	0.1778
78	30	100	650000	3750	DFT-s-OFDM 64 QAM	135@67	24.96	21.36	0.1368
78	30	100	650000	3750	DFT-s-OFDM 64 QAM	1@1	24.43	20.83	0.1211
78	30	100	650000	3750	DFT-s-OFDM 64 QAM	1@271	25.06	21.46	0.1400
78	30	100	650000	3750	DFT-s-OFDM 256 QAM	135@67	23.32	19.72	0.0938
78	30	100	650000	3750	DFT-s-OFDM 256 QAM	1@1	22.64	19.04	0.0802
78	30	100	650000	3750	DFT-s-OFDM 256 QAM	1@271	23.41	19.81	0.0957
78	30	100	650000	3750	CP-OFDM QPSK	137@68	25.46	21.86	0.1535
78	30	100	650000	3750	CP-OFDM QPSK	1@1	24.31	20.71	0.1178
78	30	100	650000	3750	CP-OFDM QPSK	1@271	25.45	21.85	0.1531

Appendix B. Test Results of Radiated Test

Radiated Spurious Emission

Test Engineer :	Zhaohui Liang	Temperature :	22~25℃
		Relative Humidity :	48~52%

Note: Pre-scanned harmonic for the different antenna combinations, we choose the worst antenna mode to perform final test.

SA n77 / NR 100MHz / QPSK DFT-s-OFDM / ANT10									
Channel	Frequency (MHz)	EIRP (dBm)	Limit (dBm)	Over Limit (dB)	SPA. Reading (dBm)	S.G. Power (dBm)	TX Cable loss (dB)	TX Antenna Gain (dBi)	Polarization (H/V)
Middle	7680.00	-57.85	-13	-44.85	-65.57	-61.15	8.30	11.60	H
	11520.00	-55.24	-13	-42.24	-69.34	-56.76	10.48	12.00	H
	15360.00	-51.96	-13	-38.96	-69.53	-53.66	11.80	13.50	H
	7680.00	-55.88	-13	-42.88	-65.31	-59.18	8.30	11.60	V
	11520.00	-52.30	-13	-39.30	-69.08	-53.82	10.48	12.00	V
	15360.00	-53.11	-13	-40.11	-69.70	-54.81	11.80	13.50	V

Remark: Spurious emissions within 30-1000MHz were found more than 20dB below limit line.

SA n78 / NR 100MHz / QPSK DFT-s-OFDM / ANT10									
Channel	Frequency (MHz)	EIRP (dBm)	Limit (dBm)	Over Limit (dB)	SPA. Reading (dBm)	S.G. Power (dBm)	TX Cable loss (dB)	TX Antenna Gain (dBi)	Polarization (H/V)
Middle	7401.00	-57.21	-13	-44.21	-65.62	-60.51	8.30	11.60	H
	11101.50	-55.08	-13	-42.08	-68.92	-56.60	10.48	12.00	H
	14802.00	-54.39	-13	-41.39	-70.01	-56.09	11.80	13.50	H
	7401.00	-57.05	-13	-44.05	-65.43	-60.35	8.30	11.60	V
	11101.50	-52.97	-13	-39.97	-68.74	-54.49	10.48	12.00	V
	14802.00	-54.33	-13	-41.33	-70.23	-56.03	11.80	13.50	V

Remark: Spurious emissions within 30-1000MHz were found more than 20dB below limit line.

EN-DC_2A_n78A / LTE 10MHz + NR 100MHz / QPSK / ANT3 (LTE) & ANT10(NR)									
Channel	Frequency (MHz)	EIRP (dBm)	Limit (dBm)	Over Limit (dB)	SPA. Reading (dBm)	S.G. Power (dBm)	TX Cable loss (dB)	TX Antenna Gain (dBi)	Polarization (H/V)
n78 Middle	7401.00	-57.51	-13	-44.51	-65.92	-60.81	8.30	11.60	H
	11101.50	-54.28	-13	-41.28	-68.12	-55.80	10.48	12.00	H
	14802.00	-54.08	-13	-41.08	-69.70	-55.78	11.80	13.50	H
	7401.00	-57.57	-13	-44.57	-65.95	-60.87	8.30	11.60	V
	11101.50	-52.31	-13	-39.31	-68.08	-53.83	10.48	12.00	V
	14802.00	-53.45	-13	-40.45	-69.35	-55.15	11.80	13.50	V
LTE Band 2 Middle	3760	-60.62	-13	-47.62	-62.75	-67.37	5.85	12.60	H
	5640	-59.44	-13	-46.44	-63.64	-65.24	7.30	13.10	H
	7520	-57.86	-13	-44.86	-65.96	-61.01	8.35	11.50	H
	3760	-58.13	-13	-45.13	-63.42	-64.88	5.85	12.60	V
	5640	-59.61	-13	-46.61	-63.96	-65.41	7.30	13.10	V
	7520	-56.42	-13	-43.42	-64.5	-59.57	8.35	11.50	V

Remark: Spurious emissions within 30-1000MHz were found more than 20dB below limit line.

EN-DC_5A_n78 / LTE 10MHz + NR 100MHz / QPSK / ANT0 (LTE) & ANT10(NR)									
Channel	Frequency (MHz)	EIRP (dBm)	Limit (dBm)	Over Limit (dB)	SPA. Reading (dBm)	S.G. Power (dBm)	TX Cable loss (dB)	TX Antenna Gain (dBi)	Polarization (H/V)
n78 Middle	7401.00	-57.79	-13	-44.79	-66.20	-61.09	8.30	11.60	H
	11101.50	-54.60	-13	-41.60	-68.44	-56.12	10.48	12.00	H
	14802.00	-54.51	-13	-41.51	-70.13	-56.21	11.80	13.50	H
	7401.00	-57.85	-13	-44.85	-66.23	-61.15	8.30	11.60	V
	11101.50	-52.76	-13	-39.76	-68.53	-54.28	10.48	12.00	V
	14802.00	-53.90	-13	-40.90	-69.80	-55.60	11.80	13.50	V
LTE Band 5 Middle	1673	-68.12	-13	-55.12	-60.81	-71.37	4.00	9.40	H
	2509.5	-61.94	-13	-48.94	-60.86	-65.51	4.88	10.60	H
	3346	-61.87	-13	-48.87	-63.07	-66.80	5.52	12.60	H
	1673	-67.57	-13	-54.57	-60.97	-70.82	4.00	9.40	V
	2509.5	-61.71	-13	-48.71	-60.84	-65.28	4.88	10.60	V
	3346	-61.38	-13	-48.38	-62.88	-66.31	5.52	12.60	V

Remark: Spurious emissions within 30-1000MHz were found more than 20dB below limit line.

EN-DC_7A_n78 / LTE 10MHz + NR 100MHz / QPSK / ANT3 (LTE) & ANT10(NR)									
Channel	Frequency (MHz)	EIRP (dBm)	Limit (dBm)	Over Limit (dB)	SPA. Reading (dBm)	S.G. Power (dBm)	TX Cable loss (dB)	TX Antenna Gain (dBi)	Polarization (H/V)
n78 Middle	7401.00	-58.18	-13	-45.18	-66.59	-61.48	8.30	11.60	H
	11101.50	-55.52	-13	-42.52	-69.36	-57.04	10.48	12.00	H
	14802.00	-55.03	-13	-42.03	-70.65	-56.73	11.80	13.50	H
	7401.00	-58.42	-13	-45.42	-66.8	-61.72	8.30	11.60	V
	11101.50	-53.59	-13	-40.59	-69.36	-55.11	10.48	12.00	V
	14802.00	-54.82	-13	-41.82	-70.72	-56.52	11.80	13.50	V
LTE Band 7 Middle	5061.18	-60.88	-25	-35.88	-64.53	-66.44	7.14	12.70	H
	7591.77	-58.44	-25	-33.44	-66.33	-61.74	8.30	11.60	H
	10122.36	-56.52	-25	-31.52	-68.05	-58.04	10.48	12.00	H
	5061.18	-59.44	-25	-34.44	-64.3	-65.00	7.14	12.70	V
	7591.77	-57.99	-25	-32.99	-65.88	-61.29	8.30	11.60	V
	10122.36	-55.73	-25	-30.73	-68.31	-57.25	10.48	12.00	V

Remark: Spurious emissions within 30-1000MHz were found more than 20dB below limit line.

EN-DC_41A_n78 / LTE 10MHz + NR 100MHz / QPSK / ANT3 (LTE) & ANT10(NR)									
Channel	Frequency (MHz)	EIRP (dBm)	Limit (dBm)	Over Limit (dB)	SPA. Reading (dBm)	S.G. Power (dBm)	TX Cable loss (dB)	TX Antenna Gain (dBi)	Polarization (H/V)
n78 Middle	7401.00	-56.52	-13	-43.52	-64.93	-59.82	8.30	11.60	H
	11101.50	-55.44	-13	-42.44	-69.28	-56.96	10.48	12.00	H
	14802.00	-54.78	-13	-41.78	-70.40	-56.48	11.80	13.50	H
	7401.00	-57.51	-13	-44.51	-65.89	-60.81	8.30	11.60	V
	11101.50	-52.91	-13	-39.91	-68.68	-54.43	10.48	12.00	V
	14802.00	-54.44	-13	-41.44	-70.34	-56.14	11.80	13.50	V
LTE Band 41 Middle	5186.00	-60.19	-25	-35.19	-64.55	-65.75	7.14	12.70	H
	7779.00	-57.54	-25	-32.54	-65.05	-60.84	8.30	11.60	H
	10372.00	-56.84	-25	-31.84	-68.60	-58.36	10.48	12.00	H
	5186.00	-59.72	-25	-34.72	-64.47	-65.28	7.14	12.70	V
	7779.00	-53.79	-25	-28.79	-65.07	-57.09	8.30	11.60	V
	10372.00	-54.55	-25	-29.55	-68.17	-56.07	10.48	12.00	V

Remark: Spurious emissions within 30-1000MHz were found more than 20dB below limit line.

EN-DC_38A_n78 / LTE 10MHz + NR 100MHz / QPSK / ANT3 (LTE) & ANT10(NR)									
Channel	Frequency (MHz)	EIRP (dBm)	Limit (dBm)	Over Limit (dB)	SPA. Reading (dBm)	S.G. Power (dBm)	TX Cable loss (dB)	TX Antenna Gain (dBi)	Polarization (H/V)
n78 Middle	7401.00	-56.33	-13	-43.33	-64.74	-59.63	8.30	11.60	H
	11101.50	-55.60	-13	-42.60	-69.44	-57.12	10.48	12.00	H
	14802.00	-54.46	-13	-41.46	-70.08	-56.16	11.80	13.50	H
	7401.00	-57.48	-13	-44.48	-65.86	-60.78	8.30	11.60	V
	11101.50	-53.38	-13	-40.38	-69.15	-54.90	10.48	12.00	V
	14802.00	-54.74	-13	-41.74	-70.64	-56.44	11.80	13.50	V
LTE Band 38 Middle	5190.00	-60.11	-25	-35.11	-64.47	-65.67	7.14	12.70	H
	7785.00	-57.94	-25	-32.94	-65.45	-61.24	8.30	11.60	H
	10380.00	-56.81	-25	-31.81	-68.60	-58.33	10.48	12.00	H
	5190.00	-59.59	-25	-34.59	-64.34	-65.15	7.14	12.70	V
	7785.00	-53.56	-25	-28.56	-64.84	-56.86	8.30	11.60	V
	10380.00	-55.12	-25	-30.12	-68.82	-56.64	10.48	12.00	V

EN-DC_66A_n78 / LTE 10MHz + NR 100MHz / QPSK / ANT3 (LTE) & ANT10(NR)									
Channel	Frequency (MHz)	EIRP (dBm)	Limit (dBm)	Over Limit (dB)	SPA. Reading (dBm)	S.G. Power (dBm)	TX Cable loss (dB)	TX Antenna Gain (dBi)	Polarization (H/V)
n78 Middle	7401.00	-54.68	-13	-41.68	-63.09	-57.98	8.30	11.60	H
	11101.50	-55.60	-13	-42.60	-69.44	-57.12	10.48	12.00	H
	14802.00	-55.04	-13	-42.04	-70.66	-56.74	11.80	13.50	H
	7401.00	-57.26	-13	-44.26	-65.64	-60.56	8.30	11.60	V
	11101.50	-53.63	-13	-40.63	-69.4	-55.15	10.48	12.00	V
	14802.00	-54.25	-13	-41.25	-70.15	-55.95	11.80	13.50	V
LTE Band 66 Middle	3490	-61.61	-13	-48.61	-63.45	-68.46	5.65	12.50	H
	5235	-60.29	-13	-47.29	-64.83	-65.96	7.13	12.80	H
	6980	-59.59	-13	-46.59	-66.33	-62.99	8.40	11.80	H
	3490	-60.54	-13	-47.54	-63.05	-67.39	5.65	12.50	V
	5235	-60.21	-13	-47.21	-64.82	-65.88	7.13	12.80	V
	6980	-58.69	-13	-45.69	-65.8	-62.09	8.40	11.80	V

Remark: Spurious emissions within 30-1000MHz were found more than 20dB below limit line.