FCC Radio Test Report

FCC ID	:	**2AFZZ16SG**
Equipment	:	**Mobile Phone**
Brand Name	:	**Redmi**
Model Name	:	**2201116SG**
Applicant	:	**Xiaomi Communications Co., Ltd. #019, 9th Floor, Building 6, 33 Xi'erqi Middle Road, Haidian District, Beijing, China, 100085**
Manufacturer	:	**Xiaomi Communications Co., Ltd. #019, 9th Floor, Building 6, 33 Xi'erqi Middle Road, Haidian District, Beijing, China, 100085**
Standard	:	**47 CFR FCC Part 15.247**

The product was received on Nov. 14, 2021, and testing was started from Dec. 06, 2021 and completed on Dec. 20, 2021. We, SPORTON INTERNATIONAL INC. Hsinhua Laboratory, would like to declare that the tested sample has been evaluated in accordance with the procedures given in ANSI C63.10-2013 and shown compliance with the applicable technical standards.

The test results in this report apply exclusively to the tested model / sample. Without written approval of SPORTON INTERNATIONAL INC. Hsinhua Laboratory, the test report shall not be reproduced except in full.

Allen Lin

Approved by: Allen Lin

SPORTON INTERNATIONAL INC. Hsinhua Laboratory

No.52, Huaya 1st Rd., Guishan Dist., Taoyuan City 333411, Taiwan

Table of Contents

HISTORY OF THIS TEST REPORT **3**

SUMMARY OF TEST RESULT **4**

1 GENERAL DESCRIPTION **5**

1.1 Information 5
1.2 Testing Applied Standards 7
1.3 Testing Location Information 7
1.4 Measurement Uncertainty 7

2 TEST CONFIGURATION OF EUT **8**

2.1 Test Channel Mode 8
2.2 The Worst Case Measurement Configuration 9
2.3 Accessories 10
2.4 Support Equipment 10
2.5 Test Setup Diagram 11

3 TRANSMITTER TEST RESULT **12**

3.1 AC Power-line Conducted Emissions 12
3.2 DTS Bandwidth 14
3.3 Maximum Conducted Output Power 15
3.4 Power Spectral Density 17
3.5 Emissions in Non-restricted Frequency Bands 18
3.6 Emissions in Restricted Frequency Bands 19

4 TEST EQUIPMENT AND CALIBRATION DATA **23**

APPENDIX A. TEST RESULTS OF AC POWER-LINE CONDUCTED EMISSIONS

APPENDIX B. TEST RESULTS OF DTS BANDWIDTH

APPENDIX C. TEST RESULTS OF MAXIMUM CONDUCTED OUTPUT POWER

APPENDIX D. TEST RESULTS OF POWER SPECTRAL DENSITY

APPENDIX E. TEST RESULTS OF EMISSIONS IN NON-RESTRICTED FREQUENCY BANDS

APPENDIX F. TEST RESULTS OF EMISSIONS IN RESTRICTED FREQUENCY BANDS

APPENDIX G. TEST PHOTOS

PHOTOGRAPHS OF EUT V01

History of this test report

Report No.	Version	Description	Issued Date
FR1N2204AC	01	Initial issue of report	Jan. 03, 2022

Summary of Test Result

Report Clause	Ref. Std. Clause	Test Items	Result (PASS/FAIL)	Remark
1.1.2	15.203	Antenna Requirement	PASS	-
3.1	15.207	AC Power-line Conducted Emissions	PASS	-
3.2	15.247(a)	DTS Bandwidth	PASS	-
3.3	15.247(b)	Maximum Conducted Output Power	PASS	-
3.4	15.247(e)	Power Spectral Density	PASS	-
3.5	15.247(d)	Emissions in Non-restricted Frequency Bands	PASS	-
3.6	15.247(d)	Emissions in Restricted Frequency Bands	PASS	-

Declaration of Conformity:
The test results with all measurement uncertainty excluded are presented in accordance with the regulation limits or requirements declared by manufacturers.
Comments and explanations:
None

Reviewed by: Ben Tseng

Report Producer: Michelle Tsai

1 General Description

1.1 Information

1.1.1 RF General Information

Frequency Range (MHz)	IEEE Std. 802.11	Ch. Frequency (MHz)	Channel Number
2400-2483.5	b, g, n (HT20)	2412-2462	1-11 [11]
2400-2483.5	n (HT40)	2422-2452	3-9 [7]

Band	Mode	BWch (MHz)	Nant
2.4-2.4835GHz	802.11b	20	1TX
2.4-2.4835GHz	802.11g	20	1TX
2.4-2.4835GHz	802.11n HT20	20	1TX
2.4-2.4835GHz	802.11n HT40	40	1TX

Note:
- 11b mode uses a combination of DSSS-DBPSK, DQPSK, CCK modulation.
- 11g, HT20 and HT40 use a combination of OFDM-BPSK, QPSK, 16QAM, 64QAM modulation.
- BWch is the nominal channel bandwidth.

1.1.2 Antenna Information

Ant.	Brand	Model Name	Antenna Type	Connector
1	MI	K6S	PIFA	I-pex

Ant.	Gain (dBi)					
	2.4G	Bluetooth	5G			
			UNII-1	UNII-2A	UNII-2C	UNII-3
1	-3.7	-3.7	-3.6	-3.9	-3.8	-4.3

For 2.4GHz function:
For IEEE 802.11 b/g/n mode (1TX/1RX)
Ant. 1 could transmit/receive simultaneously.
For BT function:
For IEEE 802.15.1 Bluetooth mode (1TX/1RX)
Ant. 1 and could transmit/receive simultaneously.
For 5GHz function:
For IEEE 802.11 a/n/ac mode (1TX/1RX)
Ant. 1 could transmit/receive simultaneously.

1.1.3 EUT Information

Operational Condition				
EUT Power Type	From AC Adapter / Host system / Battery			
EUT Function	☒	Point-to-multipoint	☐	Point-to-point
Beamforming Function	☐	With beamforming	☒	Without beamforming

Type of EUT		
☒	Stand-alone	
☐	Combined (EUT where the radio part is fully integrated within another device)	
	Combined Equipment - Brand Name / Model No.:	…
☐	Plug-in radio (EUT intended for a variety of host systems)	
	Host System - Brand Name / Model No.:	…
☐	Other:	

1.1.4 Mode Test Duty Cycle

Mode	DC	DCF(dB)	T(s)	VBW(Hz) ≥ 1/T
802.11b_Nss1,(1Mbps)_1TX	0.993	0.03	n/a (DC>=0.98)	n/a (DC>=0.98)
802.11g_Nss1,(6Mbps)_1TX	0.983	0.07	n/a (DC>=0.98)	n/a (DC>=0.98)
802.11n HT20_Nss1,(MCS0)_1TX	0.982	0.08	n/a (DC>=0.98)	n/a (DC>=0.98)
802.11n HT40_Nss1,(MCS0)_1TX	0.951	0.22	950u	3k

Note. If DC < 0.98, the DCF was added while measuring Output power and PSD.

1.2 Testing Applied Standards

According to the specifications of the manufacturer, the EUT must comply with the requirements of the following standards:

- 47 CFR FCC Part 15
- ANSI C63.10-2013

The following reference test guidance is not within the scope of accreditation of TAF:

- KDB 558074 D01 v05r02
- KDB 414788 D01 v01r01

1.3 Testing Location Information

Test Lab.：Sporton International Inc. Hsinhua Laboratory				
☒ Hsinhua (**TAF:** 3785)	**ADD:** No.52, Huaya 1st Rd., Guishan Dist., Taoyuan City 333411, Taiwan			
	TEL: 886-3-327-3456		**FAX:** 886-3-327-0973	
Test site Designation No. TW3785 with FCC.				
Test Condition	**Test Site No.**	**Test Engineer**	**Test Environment**	**Test Date**
AC Conduction	CO04-HY	Edward Wang	21.5~22.0°C / 50~54%	15/Dec/2021
RF Conducted	TH01-HY	Barry Hsiao	23.2~26.9°C / 50~60%	16/Dec/2021~20/Dec/2021
Radiated	03CH03-HY	Edward Wang	19.6~22.6°C / 47~58%	06/Dec/2021~09/Dec/2021
☐ Wen 33rd.St. (**TAF:** 3785)	**ADD:** No.14-1, Ln. 19, Wen 33rd St., Guishan Dist., Taoyuan City 333010, Taiwan			
	TEL: 886-3-318-0787		**FAX:** 886-3-318-0287	
Test site Designation No. TW0008 with FCC.				

1.4 Measurement Uncertainty

ISO/IEC 17025 requires that an estimate of the measurement uncertainties associated with the emissions test results be included in the report. The measurement uncertainties given below are based on a 95% confidence level (based on a coverage factor (k=2)

Test Items	**Uncertainty**	**Remark**
Conducted Emission (150kHz ~ 30MHz)	0.9 dB	Confidence levels of 95%
Radiated Emission (9kHz ~ 30MHz)	2.4 dB	Confidence levels of 95%
Radiated Emission (30MHz ~ 1,000MHz)	3.7 dB	Confidence levels of 95%
Radiated Emission (1GHz ~ 18GHz)	3.6 dB	Confidence levels of 95%
Radiated Emission (18GHz ~ 40GHz)	3.5 dB	Confidence levels of 95%
Conducted Emission	1.0 dB	Confidence levels of 95%
Temperature	0.41 °C	Confidence levels of 95%
Humidity	3.4 %	Confidence levels of 95%

2 Test Configuration of EUT

2.1 Test Channel Mode

Test Software Version	QRCT4

Mode	Power Setting
802.11b_Nss1,(1Mbps)_1TX	-
2412MHz	19
2417MHz	19.5
2437MHz	18.5
2457MHz	20.5
2462MHz	18
802.11g_Nss1,(6Mbps)_1TX	-
2412MHz	17.5
2417MHz	19
2437MHz	17.5
2457MHz	21.5
2462MHz	18.5
802.11n HT20_Nss1,(MCS0)_1TX	-
2412MHz	17.5
2417MHz	19
2437MHz	17.5
2457MHz	21
2462MHz	17.5
802.11n HT40_Nss1,(MCS0)_1TX	-
2422MHz	11.5
2427MHz	11.5
2437MHz	14.5
2447MHz	14.5
2452MHz	14

2.2 The Worst Case Measurement Configuration

The Worst Case Mode for Following Conformance Tests	
Tests Item	AC power-line conducted emissions
Condition	AC power-line conducted measurement for line and neutral Test Voltage: 120Vac / 60Hz
Operating Mode	CTX
1	Adapter Mode

The Worst Case Mode for Following Conformance Tests	
Tests Item	DTS Bandwidth Maximum Conducted Output Power Power Spectral Density Emissions in Non-restricted Frequency Bands
Test Condition	Conducted measurement at transmit chains

The Worst Case Mode for Following Conformance Tests			
Tests Item	Emissions in Restricted Frequency Bands		
Test Condition	Radiated measurement If EUT consist of multiple antenna assembly (multiple antenna are used in EUT regardless of spatial multiplexing MIMO configuration), the radiated test should be performed with highest antenna gain of each antenna type.		
Operating Mode < 1GHz	CTX		
1	Adapter Mode		
Operating Mode > 1GHz	CTX		
Orthogonal Planes of EUT	**X Plane**	**Y Plane**	**Z Plane**
Worst Planes of EUT			V

2.3 Accessories

AC Adapter	Brand Name	MI	Model Name	MDY-12-EJ
	Manufacturer	Salcomp		
	Power Rating	I/P: 100 - 240 Vac, 50/60Hz, 1.7A, Normal O/P:5.0Vdc, 3.0A, 15W, fast O/P: 5.0 - 20 Vdc, 6.2 - 3.25A, 67W		
Battery 1	Brand Name	MI	Model Name	BN5E
	Manufacturer	Dongguan Amperex Technology Limited		
	Power Rating	3.87 Vdc, 4900 mAh	Type	Li-ion
Battery 2	Brand Name	MI	Model Name	BN5E
	Manufacturer	Zhejiang sunwoda electronic Co., Ltd		
	Power Rating	3.87 Vdc, 4900 mAh	Type	Li-ion
USB Cable 1	Brand Name	MI	Model Name	H26250
	Manufacturer	Dehong		
	Signal Line	1.0 meter, non-shielded cable, without ferrite core		
USB Cable 2	Brand Name	MI	Model Name	L26250
	Manufacturer	Lux		
	Signal Line	1.0 meter, non-shielded cable, without ferrite core		

Reminder: Regarding to more detail and other information, please refer to user manual.

2.4 Support Equipment

Support Equipment – AC Conduction and Radiated					
No.	**Equipment**	**Brand Name**	**Model Name**	**FCC ID**	**Remark**
1	Notebook	HP	HSTNN-142C	-	-
2	AC Power Cable	Power sync	AC Power Cable	-	-
3	Adapter (For NB)	HP	HSTNN-CA40	-	-
4	Earphone	MI	EM023	-	Provided by Customer

Support Equipment – Conducted					
No.	**Equipment**	**Brand Name**	**Model Name**	**FCC ID**	**Remark**
1	Notebook	HP	HSTNN-142C	-	-
2	Adapter (For NB)	HP	HSTNN-CA40	-	-

2.5 Test Setup Diagram

Test Setup Diagram – AC Line Conducted Emission Test - Adapter Mode

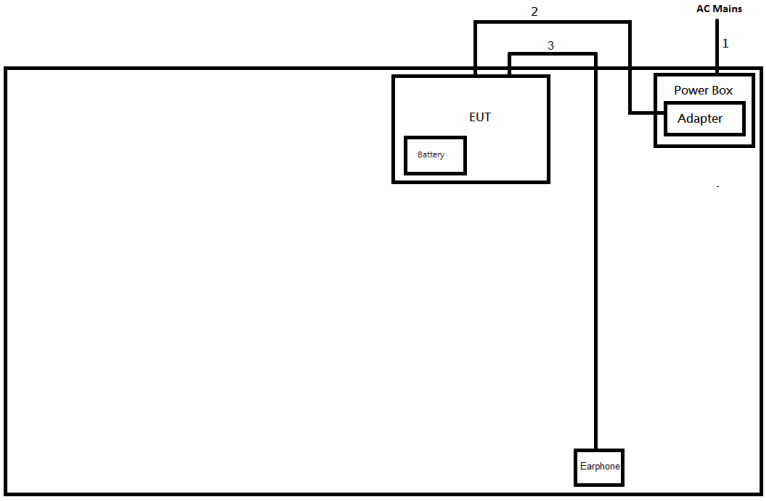

Item	Connection	Shielded	Length(m)	Remark
1	AC Power cable	No	1.8	-
2	USB cable	No	1.0	-
3	Audio cable	No	1.25	-

Test Setup Diagram - Radiated Test - Adapter Mode

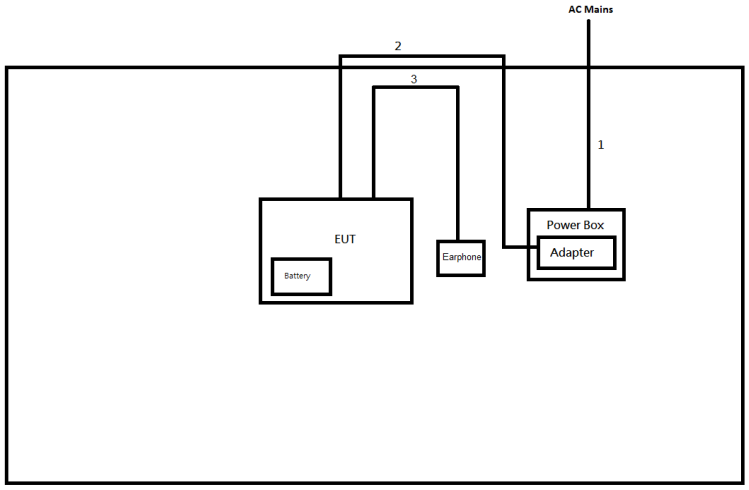

Item	Connection	Shielded	Length(m)	Remark
1	AC Power cable	No	1.8	-
2	USB cable	No	1.0	-
3	Audio cable	No	1.25	-

3 Transmitter Test Result

3.1 AC Power-line Conducted Emissions

3.1.1 AC Power-line Conducted Emissions Limit

AC Power-line Conducted Emissions Limit		
Frequency Emission (MHz)	**Quasi-Peak**	**Average**
0.15-0.5	66 - 56 *	56 - 46 *
0.5-5	56	46
5-30	60	50
Note 1: * Decreases with the logarithm of the frequency.		

3.1.2 Measuring Instruments

Refer a test equipment and calibration data table in this test report.

3.1.3 Test Procedures

Test Method
☒ Refer as ANSI C63.10-2013, clause 6.2 for AC power-line conducted emissions.

3.1.4 Measurement Results Calculation

The measured Level is calculated using:
Corrected Reading: Raw(Read Level) +LISN(LISN Factor) + CL(Cable Loss) + AT(Attenuator).

3.1.5 Test Setup

AC Power-line Conducted Emissions

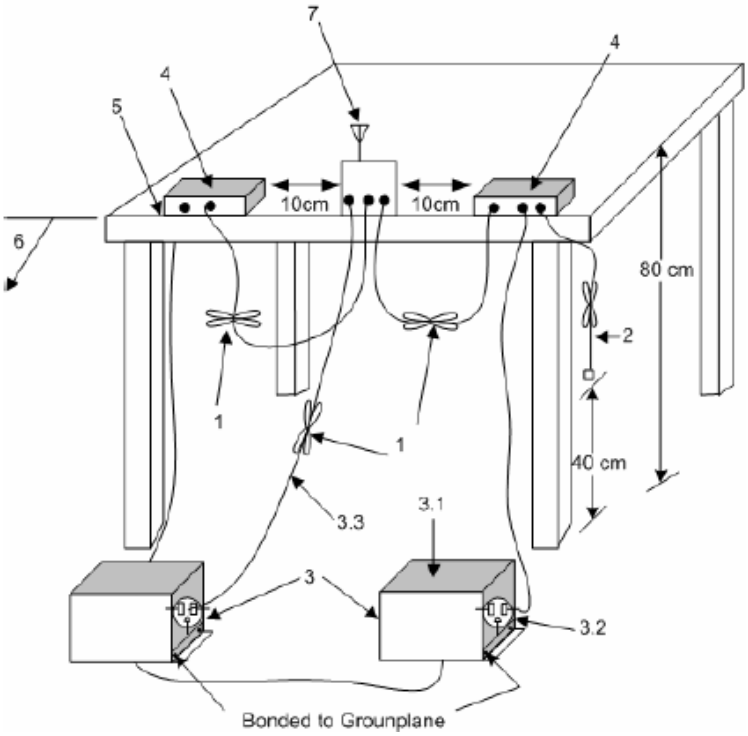

1—Interconnecting cables that hang closer than 40 cm to the ground plane shall be folded back and forth in the center forming a bundle 30 cm to 40 cm long.
2—The I/O cables that are not connected to an accessory shall be bundled in the center. The end of the cable may be terminated, if required, using the correct terminating impedance. The overall length shall not exceed 1 m.
3—EUT connected to one LISN. Unused LISN measuring port connectors shall be terminated in 50Ωloads. LISN may be placed on top of, or immediately beneath, reference ground plane.
3.1—All other equipment powered from additional LISN(s).
3.2—A multiple-outlet strip may be used for multiple power cords of non-EUT equipment.
3.3—LISN at least 80 cm from nearest part of EUT chassis.
4—Non-EUT components of EUT system being tested.
5—Rear of EUT, including peripherals, shall all be aligned and flush with edge of tabletop.
6—Edge of tabletop shall be 40 cm removed from a vertical conducting plane that is bonded to the ground plane.
7—Antenna can be integral or detachable. If detachable, then the antenna shall be attached for this test.

3.1.6 Test Result of AC Power-line Conducted Emissions

Refer as Appendix A

3.2 DTS Bandwidth

3.2.1 6dB Bandwidth Limit

6dB Bandwidth Limit
Systems using digital modulation techniques:
▪ 6 dB bandwidth ≥ 500 kHz.

3.2.2 Measuring Instruments

Refer a test equipment and calibration data table in this test report.

3.2.3 Test Procedures

Test Method	
▪ For the emission bandwidth shall be measured using one of the options below:	
	☒ Refer as KDB 558074. clause 8.2 (11.8 of ANSI C63.10) DTS bandwidth measurement.
	☐ Refer as RSS-Gen, clause 6.7 for occupied bandwidth testing.
	☐ Refer as ANSI C63.10, clause 6.9.3 for occupied bandwidth testing.

3.2.4 Test Setup

Emission Bandwidth


3.2.5 Test Result of Emission Bandwidth

Refer as Appendix B

3.3 Maximum Conducted Output Power

3.3.1 Maximum Conducted Output Power Limit

Maximum Conducted Output Power Limit			
	▪ If $G_{TX} \leq 6$ dBi, then $P_{Out} \leq 30$ dBm (1 W)		
	▪ Point-to-multipoint systems (P2M): If $G_{TX} > 6$ dBi, then $P_{Out} = 30 – (G_{TX} – 6)$ dBm		
	▪ Point-to-point systems (P2P): If $G_{TX} > 6$ dBi, then $P_{Out} = 30 – (G_{TX} – 6)/3$ dBm		
	▪ Smart antenna system (SAS):		
		- Single beam: If $G_{TX} > 6$ dBi, then $P_{Out} = 30 – (G_{TX} – 6)/3$ dBm	
		- Overlap beam: If $G_{TX} > 6$ dBi, then $P_{Out} = 30 – (G_{TX} – 6)/3$ dBm	
		- Aggregate power on all beams: If $G_{TX} > 6$ dBi, then $P_{Out} = 30 – (G_{TX} – 6)/3 + 8$dB dBm	
e.i.r.p. Power Limit:			
▪ 2400-2483.5 MHz Band			
	▪ Point-to-multipoint systems (P2M): $P_{eirp} \leq 36$ dBm (4 W)		
	▪ Point-to-point systems (P2P): $P_{eirp} \leq MAX(36, [P_{Out} + G_{TX}])$ dBm		
	▪ Smart antenna system (SAS)		
		- Single beam: $P_{eirp} \leq MAX(36, P_{Out} + G_{TX})$ dBm	
		- Overlap beam: $P_{eirp} \leq MAX(36, P_{Out} + G_{TX})$ dBm	
		- Aggregate power on all beams: $P_{eirp} \leq MAX(36, [P_{Out} + G_{TX} + 8])$ dBm	
P_{Out} = maximum peak conducted output power or maximum conducted output power in dBm, **G_{TX}** = the maximum transmitting antenna directional gain in dBi.			

3.3.2 Measuring Instruments

Refer a test equipment and calibration data table in this test report.

3.3.3 Test Procedures

Test Method	
▪ Maximum Peak Conducted Output Power	
	☐ Refer as KDB 558074, clause 8.3.1.1 (11.9.1.1 of ANSI C63.10) RBW ≥ EBW method.
	☐ Refer as KDB 558074, clause 8.3.1.2 (11.9.1.2 of ANSI C63.10) integrated band power method.
	☐ Refer as KDB 558074, clause 8.3.1.3 (11.9.1.3 of ANSI C63.10) peak power meter.
▪ Maximum Average Conducted Output Power	
	☐ Refer as KDB 558074, clause 8.3.2.2 (11.9.2.2 of ANSI C63.10) using a spectrum analyzer.
	☒ Refer as KDB 558074, clause 8.3.2.3 (11.9.2.3 of ANSI C63.10) using a power meter.
▪ For conducted measurement.	
	▪ If the EUT supports multiple transmit chains using options given below: Refer as KDB 662911, In-band power measurements. Using the measure-and-sum approach, measured all transmit ports individually. Sum the power (in linear power units e.g., mW) of all ports for each individual sample and save them.
	▪ If multiple transmit chains, EIRP calculation could be following as methods: $P_{total} = P_1 + P_2 + \ldots + P_n$ (calculated in linear unit [mW] and transfer to log unit [dBm]) $EIRP_{total} = P_{total} + DG$

3.3.4 Test Setup

Maximum Conducted Output Power (Power Meter)

3.3.5 Test Result of Maximum Conducted Output Power

Refer as Appendix C

3.4 Power Spectral Density

3.4.1 Power Spectral Density Limit

Power Spectral Density Limit
▪ Power Spectral Density (PSD) ≤ 8 dBm/3kHz

3.4.2 Measuring Instruments

Refer a test equipment and calibration data table in this test report.

3.4.3 Test Procedures

Test Method		
▪ Peak power spectral density procedures that the same method as used to determine the conducted output power. If maximum peak conducted output power was measured to demonstrate compliance to the output power limit, then the peak PSD procedure below (Method PKPSD) shall be used. If maximum conducted output power was measured to demonstrate compliance to the output power limit, then one of the average PSD procedures shall be used, as applicable based on the following criteria (the peak PSD procedure is also an acceptable option).		
	☒ Refer as KDB 558074, clause 8.4 (11.10 of ANSI C63.10) Max. PSD.	
▪ For conducted measurement.		
	▪ If The EUT supports multiple transmit chains using options given below:	
		▪ Measure and sum the spectra across the outputs. Refer as KDB 662911, In-band power spectral density (PSD). Sample all transmit ports simultaneously using a spectrum analyzer for each transmit port. Where the trace bin-by-bin of each transmit port summing can be performed. (i.e., in the first spectral bin of output 1 is summed with that in the first spectral bin of output 2 and that from the first spectral bin of output 3, and so on up to the NTX output to obtain the value for the first frequency bin of the summed spectrum.). Add up the amplitude (power) values for the different transmit chains and use this as the new data trace.

3.4.4 Test Setup

Power Spectral Density


3.4.5 Test Result of Power Spectral Density

Refer as Appendix D

3.5 Emissions in Non-restricted Frequency Bands

3.5.1 Emissions in Non-restricted Frequency Bands Limit

Un-restricted Band Emissions Limit	
RF output power procedure	**Limit (dB)**
Peak output power procedure	20
Average output power procedure	30

Note 1: If the peak output power procedure is used to measure the fundamental emission power to demonstrate compliance to requirements, then the peak conducted output power measured within any 100 kHz outside the authorized frequency band shall be attenuated by at least 20 dB relative to the maximum measured in-band peak level.

Note 2: If the average output power procedure is used to measure the fundamental emission power to demonstrate compliance to requirements, then the power in any 100 kHz outside of the authorized frequency band shall be attenuated by at least 30 dB relative to the maximum measured in-band average level.

3.5.2 Measuring Instruments

Refer a test equipment and calibration data table in this test report.

3.5.3 Test Procedures

Test Method
▪ Refer as KDB 558074, clause 8.5 (11.11 of ANSI C63.10) for non-restricted frequency bands.

3.5.4 Test Setup

Emissions in Non-restricted Frequency Bands

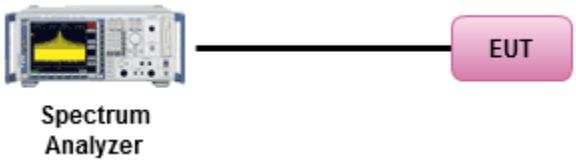

3.5.5 Test Result of Emissions in Non-restricted Frequency Bands

Refer as Appendix E

3.6 Emissions in Restricted Frequency Bands

3.6.1 Emissions in Restricted Frequency Bands Limit

Restricted Band Emissions Limit			
Frequency Range (MHz)	**Field Strength (uV/m)**	**Field Strength (dBuV/m)**	**Measure Distance (m)**
0.009~0.490	2400/F(kHz)	48.5 - 13.8	300
0.490~1.705	24000/F(kHz)	33.8 - 23	30
1.705~30.0	30	29	30
30~88	100	40	3
88~216	150	43.5	3
216~960	200	46	3
Above 960	500	54	3

Note 1: Test distance for frequencies at or above 30 MHz, measurements may be performed at a distance other than the limit distance provided they are not performed in the near field and the emissions to be measured can be detected by the measurement equipment. When performing measurements at a distance other than that specified, the results shall be extrapolated to the specified distance using an extrapolation factor of 20 dB/decade (inverse of linear distance for field-strength measurements, inverse of linear distance-squared for power-density measurements).

Note 2: Test distance for frequencies at below 30 MHz, measurements may be performed at a distance closer than the EUT limit distance; however, an attempt should be made to avoid making measurements in the near field. When performing measurements below 30 MHz at a closer distance than the limit distance, the results shall be extrapolated to the specified distance by either making measurements at a minimum of two or more distances on at least one radial to determine the proper extrapolation factor or by using the square of an inverse linear distance extrapolation factor (40 dB/decade). The test report shall specify the extrapolation method used to determine compliance of the EUT.

Note 3: Using the distance of 1m during the test for above 18 GHz, and the test value to correct for the distance factor at 3m.

3.6.2 Measuring Instruments

Refer a test equipment and calibration data table in this test report.

3.6.3 Test Procedures

Test Method	
▪ The average emission levels shall be measured in [duty cycle ≥ 98 or duty factor].	
▪ Refer as ANSI C63.10, clause 6.10.3 band-edge testing shall be performed at the lowest frequency channel and highest frequency channel within the allowed operating band.	
▪ For the transmitter unwanted emissions shall be measured using following options below:	
	▪ Refer as KDB 558074, clause 8.6 (11.12 of ANSI C63.10) for restricted frequency bands.
▪ For the transmitter band-edge emissions shall be measured using following options below:	
	▪ Refer as KDB 558074 clause 8.7.1, When the performing peak or average radiated measurements, emissions within 2 MHz of the authorized band edge may be measured using the marker-delta method described below.
	▪ Refer as KDB 558074, clause 8.7.2 (6.10.6 of ANSI C63.10) for marker-delta method for band-edge measurements.
	▪ Refer as KDB 558074, clause 8.7.3 for narrower resolution bandwidth (100kHz) using the band power and summing the spectral levels.
▪ Use the following spectrum analyzer settings:	
	▪ Set RBW=100 kHz for f < 1 GHz; VBW=3 * RBW; Sweep = auto; Detector function = peak; Trace = max hold.
	▪ Set RBW = 1 MHz, VBW= 3MHz for f ≥ 1 GHz for peak measurement. For average measurement, refer as 1.1.4.
▪ KDB 414788 Open-Field Test Sites and Chamber Correlation Justification.	
	▪ Based on FCC 15.31(f)(2): measurements may be performed at a distance closer than that specified in regulations; however, an attempt should be made to avoid making measurements in the near field.
	▪ Open-field site and chamber correlation testing had been performed and chamber measured test result is the worst case test result.
▪ For conducted and cabinet radiation measurement, refer as KDB 558074, clause 3 (12.7.4.2 of ANSI C63.10).	
	▪ For conducted unwanted emissions into restricted bands (absolute emission limits). Devices with multiple transmit chains using options given below: (1) Measure and sum the spectra across the outputs or (2) Measure and add 10 log(N) dB
	▪ For KDB 662911 The methodology described here may overestimate array gain, thereby resulting in apparent failures to satisfy the out-of-band limits even if the device is actually compliant. In such cases, compliance may be demonstrated by performing radiated tests around the frequencies at which the apparent failures occurred.

3.6.4 Measurement Results Calculation

The measured Level is calculated using:
Corrected Reading: Raw(Read Level) + AF(Antenna Factor) + CL(Cable Loss) - PA(Preamp Factor)

3.6.5 Test Setup

Emissions in Restricted Frequency Bands

9kHz ~30MHz

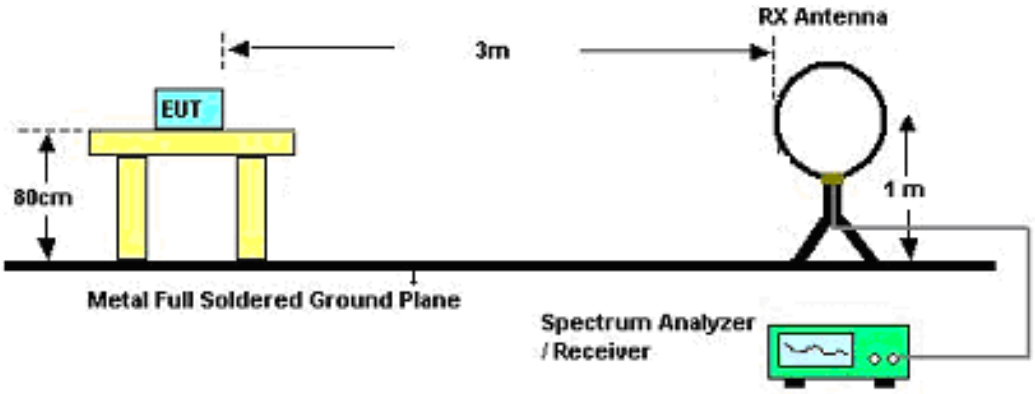

30MHz~1GHz

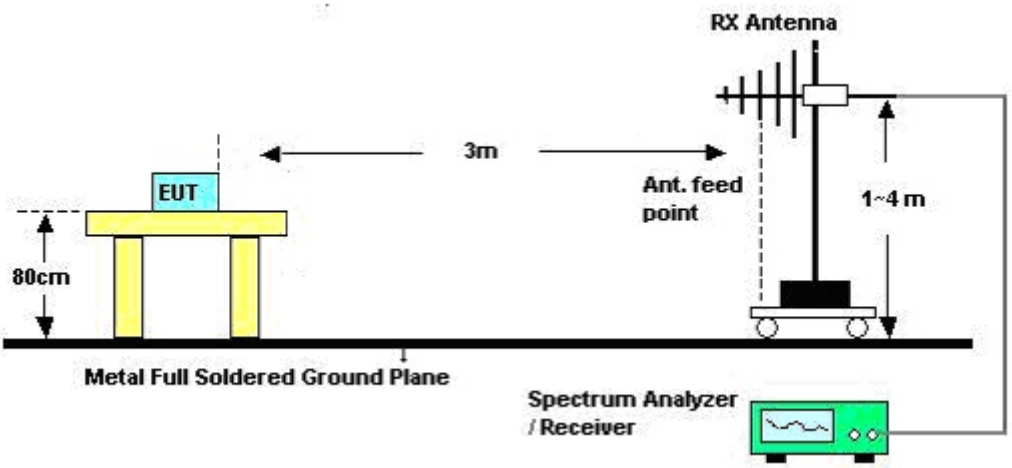

Above 1GHz

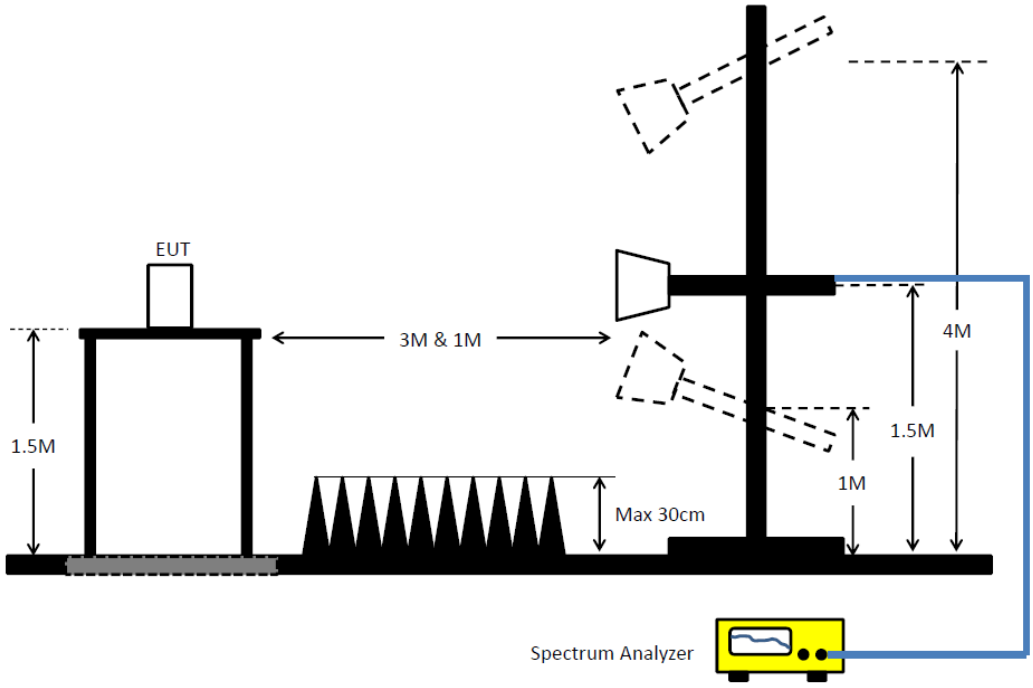

3.6.6 Test Result of Emissions in Restricted Frequency Bands (Below 30MHz)

The amplitude of spurious emissions which are attenuated by more than 20dB below the permissible value has no need to be reported.

3.6.7 Test Result of Emissions in Restricted Frequency Bands

Refer as Appendix F

4 Test Equipment and Calibration Data

Instrument for AC Conduction

Instrument	Manufacturer /Brand	Model No.	Serial No.	Spec.	Calibration Date	Calibration Due Date
EMI Test Receiver	R&S	ESR3	102051	9kHz ~ 3.6GHz	21/May/2021	20/May/2022
LISN	R&S	ENV216	101274	9kHz ~ 30MHz	13/May/2021	12/May/2022
LISN (Support Unit)	SCHWARZBECK MESS-ELEKTRONIK	NSLK 8127	8127477	9kHz ~ 30MHz	25/Feb/2021	24/Feb/2022
RF Cable 5m	TITAN	TITAN	CO04-cable-01	0.1MHz~200MHz	03/Mar/2021	02/Mar/2022
Impuls Begrenzer Pulse Limiter	SCHWARZBECK	VTSD 9561-F	9561-F041	9kHz ~ 30MHz	26/Oct/2021	25/Oct/2022

Instrument for Radiated Test

Instrument	Manufacturer /Brand	Model No.	Serial No.	Spec.	Calibration Date	Calibration Due Date
3m Semi Anechoic Chamber	SIDT FRANKONIA	SAC-3M	03CH03-HY	30MHz~1GHz 3m	03/Aug/2021	02/Aug/2022
3m Semi Anechoic Chamber	SIDT FRANKONIA	SAC-3M	03CH03-HY	1GHz~18GHz 3m	03/Aug/2021	02/Aug/2022
Signal Analyzer	R&S	FSV40	101500	10Hz~40GHz	12/Oct/2021	11/Oct/2022
Amplifier	HP	8447D	2944A08033	10kHz~1.3GHz	13/Apr/2021	12/Apr/2022
Microwave Preamplifier	Agilent	8449B	3008A02326	1GHz~26.5GHz	15/Jul/2021	14/Jul/2022
Bilog Antenna & 6dB Attenuator	SCHAFFNER / EMCI	CBL6112B / N-6-05	22237 / AT-N-0603	30MHz~1GHz	17/Oct/2021	16/Oct/2022
Double Ridged Guide Horn Antenna	SCHWARZBECK	BBHA 9120 D	2267	1GHz~18GHz	14/Sep/2021	13/Sep/2022
RF Cable-R03m	Jye Bao	RG142	CB021	9kHz~30MHz	16/Jun/2021	15/Jun/2022
RF Cable-R03m	Jye Bao	RG142	MY37335/4+CB021-1+CB021-2	30MHz~1GHz	17/Mar/2021	16/Mar/2022
RF CABLE 5+6m	HUBER+SUHNER	SUOFLEX 104	SN MY38596/4+SN 804300/4	1GHz~40GHz	28/Jul/2021	27/Jul/2022
Broadband Horn Antenna	SCHWARZBECK	BBHA 9170	BBHA 9170221	15GHz~40GHz	11/Mar/2021	10/Mar/2022
Microwave Premplifier	EMC INSTRUMENTS	EM18G40G	060604	18GHz ~ 40GHz	09/Mar/2021	08/Mar/2022
Loop Antenna	TESEQ	HLA 6120	31244	9kHz~30MHz	16/Mar/2021	15/Mar/2022
EMI Test Receiver	R&S	ESR3	102052	9kHz~3.6GHz	19/Apr/2021	18/Apr/2022

Instrument for Conducted Test

Instrument	Manufacturer /Brand	Model No.	Serial No.	Spec.	Calibration Date	Calibration Due Date
Signal Analyzer	R&S	FSV 40	101013	10Hz~40GHz	30/Mar/2021	29/Mar/2022
Programmable Temp. & Humi. Chamber	Giant Force	GTH-225-20-SP -SD	MAA1112-007	-20~100℃	21/May/2021	20/May/2022
SMB100A Signal Generator	R&S	SMB100A03	181147	100kHz~40GHz	21/Oct/2021	20/Oct/2022
Pulse Sensor	Anritsu	MA2411B	0917017	300MHz~40GHz	23/Feb/2021	22/Feb/2022
Power Meter	Anritsu	ML2495A	0949003	300MHz~40GHz	23/Feb/2021	22/Feb/2022

Summary

Mode	Result	Type	Freq (Hz)	Level (dBuV)	Limit (dBuV)	Margin (dB)	Condition
Mode 1	Pass	AV	7.324M	23.76	50.00	-26.24	Line

Mode Configure

Mode	Result	Type	Freq (Hz)	Level (dBuV)	Limit (dBuV)	Margin (dB)	Condition	Comments
Mode 1	Pass	QP	156.734k	35.45	65.64	-30.19	Line	-
Mode 1	Pass	AV	156.734k	22.73	55.64	-32.91	Line	-
Mode 1	Pass	QP	305.276k	20.28	60.09	-39.81	Line	-
Mode 1	Pass	AV	305.276k	16.28	50.09	-33.81	Line	-
Mode 1	Pass	QP	378.715k	24.43	58.31	-33.88	Line	-
Mode 1	Pass	AV	378.715k	16.73	48.31	-31.58	Line	-
Mode 1	Pass	QP	723.06k	16.43	56.00	-39.57	Line	-
Mode 1	Pass	AV	723.06k	13.80	46.00	-32.20	Line	-
Mode 1	Pass	QP	7.324M	27.63	60.00	-32.37	Line	-
Mode 1	Pass	AV	7.324M	23.76	50.00	-26.24	Line	-
Mode 1	Pass	QP	9.685M	24.61	60.00	-35.39	Line	-
Mode 1	Pass	AV	9.685M	21.05	50.00	-28.95	Line	-
Mode 1	Pass	QP	155.487k	35.85	65.69	-29.84	Neutral	-
Mode 1	Pass	AV	155.487k	23.21	55.69	-32.48	Neutral	-
Mode 1	Pass	QP	199.949k	31.80	63.61	-31.81	Neutral	-
Mode 1	Pass	AV	199.949k	20.12	53.61	-33.49	Neutral	-
Mode 1	Pass	QP	394.139k	28.54	57.97	-29.43	Neutral	-
Mode 1	Pass	AV	394.139k	21.04	47.97	-26.93	Neutral	-
Mode 1	Pass	QP	2.522M	16.64	56.00	-39.36	Neutral	-
Mode 1	Pass	AV	2.522M	14.54	46.00	-31.46	Neutral	-
Mode 1	Pass	QP	3.79M	19.97	56.00	-36.03	Neutral	-
Mode 1	Pass	AV	3.79M	17.02	46.00	-28.98	Neutral	-
Mode 1	Pass	QP	6.735M	26.53	60.00	-33.47	Neutral	-
Mode 1	Pass	AV	6.735M	23.18	50.00	-26.82	Neutral	-

Conducted Emissions at Powerline_Mode 1

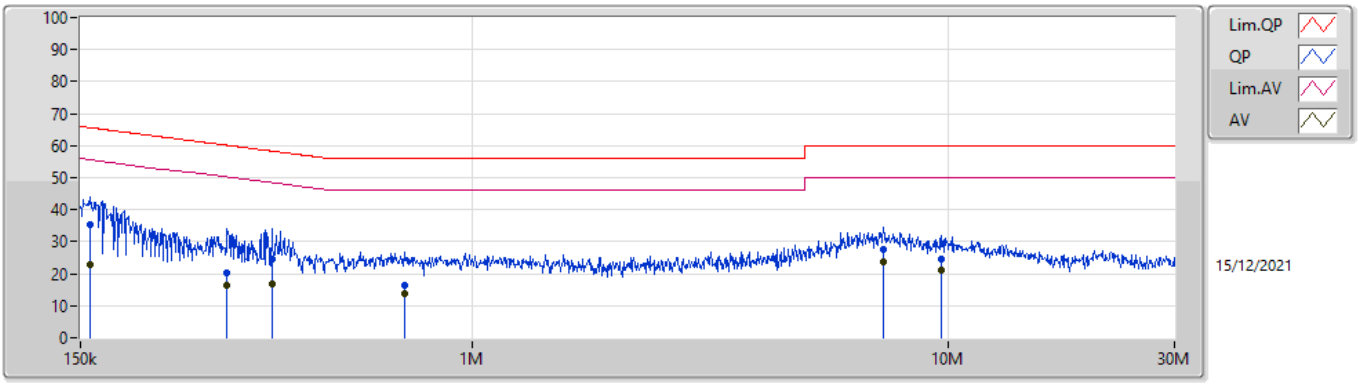

Type	Freq	Level	Limit	Margin	Factor	Condition	Comment	Raw	LISN	CL	AT
	(Hz)	(dBuV)	(dBuV)	(dB)	(dB)			(dBuV)	(dB)	(dB)	(dB)
QP	156.734k	35.45	65.64	-30.19	19.64	Line	-	15.81	9.69	0.04	9.91
AV	156.734k	22.73	55.64	-32.91	19.64	Line	-	3.09	9.69	0.04	9.91
QP	305.276k	20.28	60.09	-39.81	19.64	Line	-	0.64	9.68	0.05	9.91
AV	305.276k	16.28	50.09	-33.81	19.64	Line	-	-3.36	9.68	0.05	9.91
QP	378.715k	24.43	58.31	-33.88	19.65	Line	-	4.78	9.68	0.06	9.91
AV	378.715k	16.73	48.31	-31.58	19.65	Line	-	-2.92	9.68	0.06	9.91
QP	723.06k	16.43	56.00	-39.57	19.67	Line	-	-3.24	9.68	0.07	9.92
AV	723.06k	13.80	46.00	-32.20	19.67	Line	-	-5.87	9.68	0.07	9.92
QP	7.324M	27.63	60.00	-32.37	19.83	Line	-	7.80	9.72	0.18	9.93
AV	7.324M	23.76	50.00	-26.24	19.83	Line	-	3.93	9.72	0.18	9.93
QP	9.685M	24.61	60.00	-35.39	19.86	Line	-	4.75	9.73	0.20	9.93
AV	9.685M	21.05	50.00	-28.95	19.86	Line	-	1.19	9.73	0.20	9.93

Conducted Emissions at Powerline_Mode 1

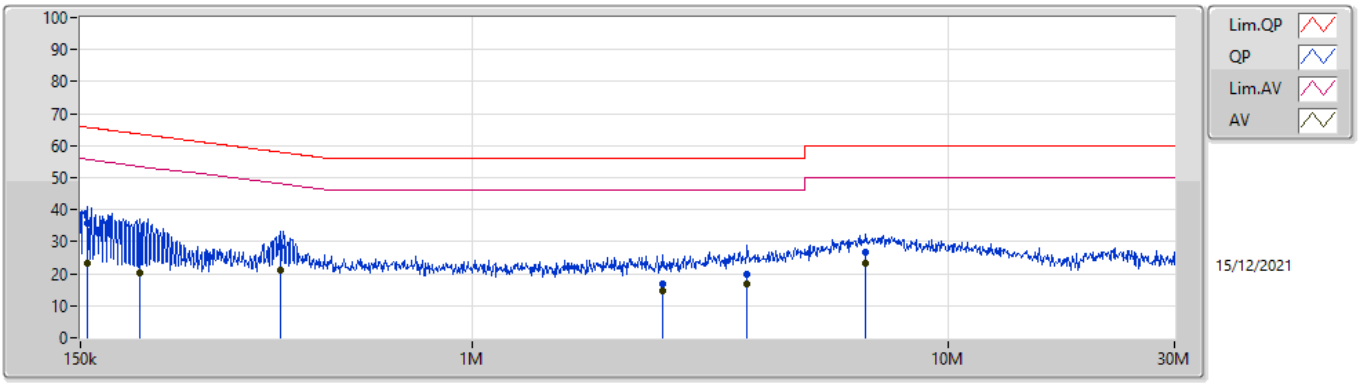

Type	Freq	Level	Limit	Margin	Factor	Condition	Comment	Raw	LISN	CL	AT
	(Hz)	(dBuV)	(dBuV)	(dB)	(dB)			(dBuV)	(dB)	(dB)	(dB)
QP	155.487k	35.85	65.69	-29.84	19.64	Neutral	-	16.21	9.69	0.04	9.91
AV	155.487k	23.21	55.69	-32.48	19.64	Neutral	-	3.57	9.69	0.04	9.91
QP	199.949k	31.80	63.61	-31.81	19.62	Neutral	-	12.18	9.67	0.04	9.91
AV	199.949k	20.12	53.61	-33.49	19.62	Neutral	-	0.50	9.67	0.04	9.91
QP	394.139k	28.54	57.97	-29.43	19.64	Neutral	-	8.90	9.67	0.06	9.91
AV	394.139k	21.04	47.97	-26.93	19.64	Neutral	-	1.40	9.67	0.06	9.91
QP	2.522M	16.64	56.00	-39.36	19.71	Neutral	-	-3.07	9.68	0.11	9.92
AV	2.522M	14.54	46.00	-31.46	19.71	Neutral	-	-5.17	9.68	0.11	9.92
QP	3.79M	19.97	56.00	-36.03	19.75	Neutral	-	0.22	9.69	0.14	9.92
AV	3.79M	17.02	46.00	-28.98	19.75	Neutral	-	-2.73	9.69	0.14	9.92
QP	6.735M	26.53	60.00	-33.47	19.82	Neutral	-	6.71	9.72	0.17	9.93
AV	6.735M	23.18	50.00	-26.82	19.82	Neutral	-	3.36	9.72	0.17	9.93

Summary

Mode	Max-N dB (Hz)	Max-OBW (Hz)	ITU-Code	Min-N dB (Hz)	Min-OBW (Hz)
2.4-2.4835GHz	-	-	-	-	-
802.11b_Nss1,(1Mbps)_1TX	9.05M	13.818M	13M8G1D	7.575M	13.718M
802.11g_Nss1,(6Mbps)_1TX	15.65M	16.642M	16M6D1D	15.225M	16.617M
802.11n HT20_Nss1,(MCS0)_1TX	16.525M	17.816M	17M8D1D	15.875M	17.791M
802.11n HT40_Nss1,(MCS0)_1TX	35.7M	36.432M	36M4D1D	35.1M	36.432M

Max-N dB = Maximum 6dB down bandwidth; Max-OBW = Maximum 99% occupied bandwidth;
Min-N dB = Minimum 6dB down bandwidth; Min-OBW = Minimum 99% occupied bandwidth

Result

Mode	Result	Limit (Hz)	Port 1-N dB (Hz)	Port 1-OBW (Hz)
802.11b_Nss1,(1Mbps)_1TX	-	-	-	-
2412MHz	Pass	500k	9.05M	13.793M
2437MHz	Pass	500k	7.575M	13.818M
2462MHz	Pass	500k	7.575M	13.718M
802.11g_Nss1,(6Mbps)_1TX	-	-	-	-
2412MHz	Pass	500k	15.45M	16.617M
2437MHz	Pass	500k	15.65M	16.642M
2462MHz	Pass	500k	15.225M	16.617M
802.11n HT20_Nss1,(MCS0)_1TX	-	-	-	-
2412MHz	Pass	500k	15.875M	17.816M
2437MHz	Pass	500k	15.925M	17.816M
2462MHz	Pass	500k	16.525M	17.791M
802.11n HT40_Nss1,(MCS0)_1TX	-	-	-	-
2422MHz	Pass	500k	35.1M	36.432M
2437MHz	Pass	500k	35.7M	36.432M
2452MHz	Pass	500k	35.1M	36.432M

Port X-N dB = Port X 6dB down bandwidth;
Port X-OBW = Port X 99% occupied bandwidth

802.11b_Nss1,(1Mbps)_1TX EBW

2412MHz

16/12/2021

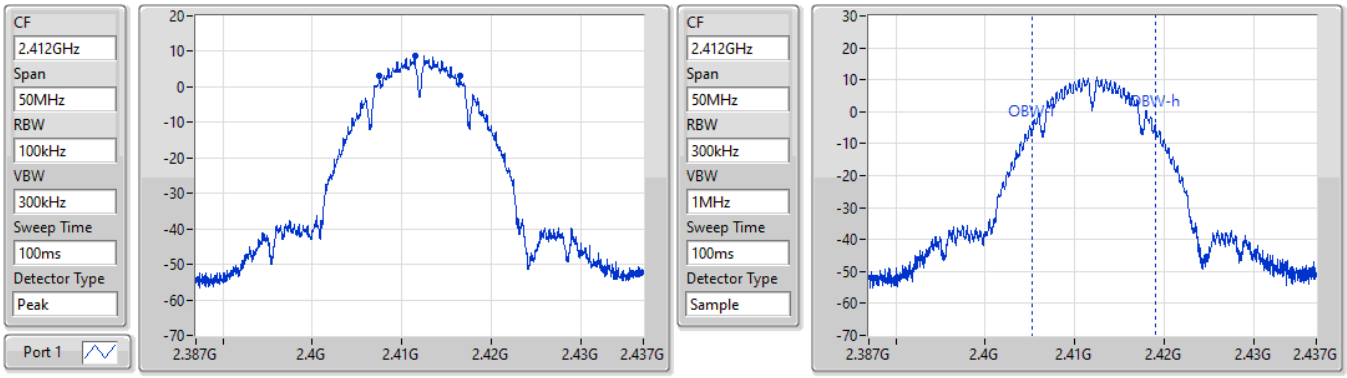

6dB(Hz)	Fl-6dB(Hz)	Fh-6dB(Hz)	OBW(Hz)	Fl-OBW(Hz)	Fh-OBW(Hz)	Limit(Hz)	Port
9.05M	2.407475G	2.416525G	13.793M	2.405178G	2.418972G	500k	1

802.11b_Nss1,(1Mbps)_1TX EBW

2437MHz

20/12/2021

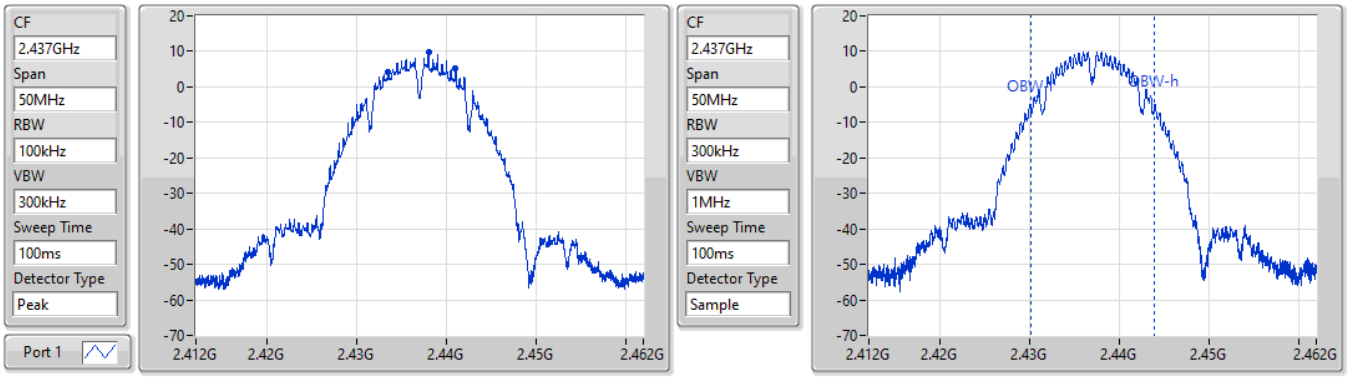

6dB(Hz)	Fl-6dB(Hz)	Fh-6dB(Hz)	OBW(Hz)	Fl-OBW(Hz)	Fh-OBW(Hz)	Limit(Hz)	Port
7.575M	2.43345G	2.441025G	13.818M	2.430103G	2.443922G	500k	1

802.11b_Nss1,(1Mbps)_1TX EBW

2462MHz

16/12/2021

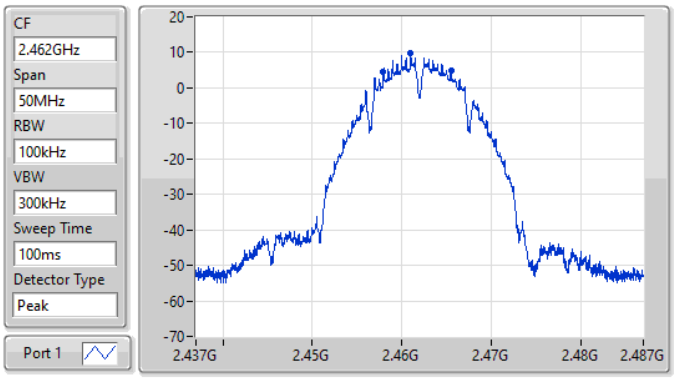

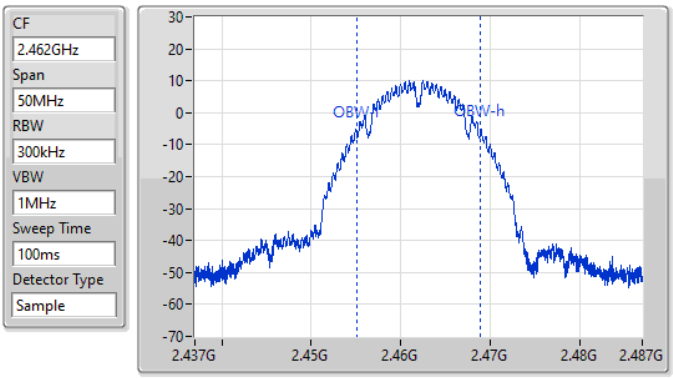

6dB(Hz)	Fl-6dB(Hz)	Fh-6dB(Hz)	OBW(Hz)	Fl-OBW(Hz)	Fh-OBW(Hz)	Limit(Hz)	Port
7.575M	2.45795G	2.465525G	13.718M	2.455128G	2.468847G	500k	1

802.11g_Nss1,(6Mbps)_1TX EBW

2412MHz

16/12/2021

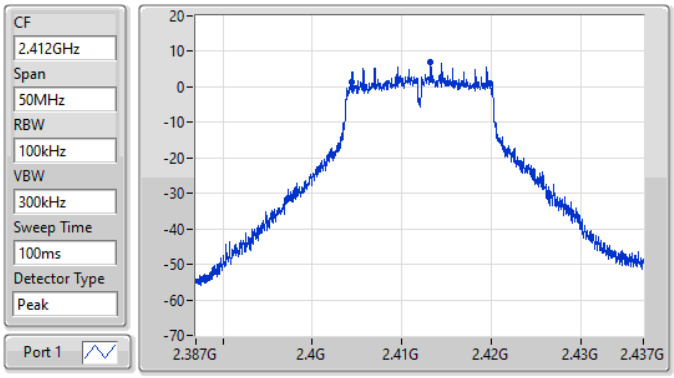

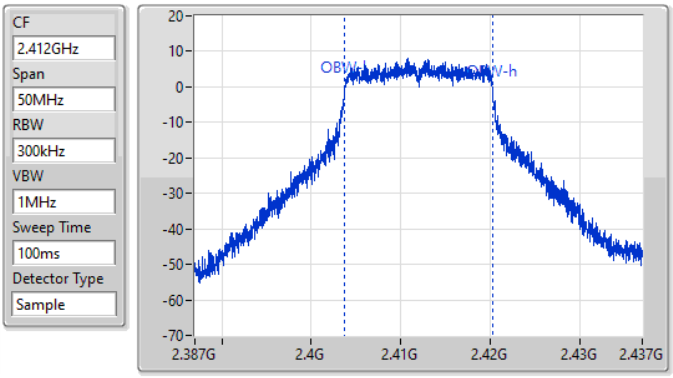

6dB(Hz)	Fl-6dB(Hz)	Fh-6dB(Hz)	OBW(Hz)	Fl-OBW(Hz)	Fh-OBW(Hz)	Limit(Hz)	Port
15.45M	2.404425G	2.419875G	16.617M	2.403704G	2.420321G	500k	1

802.11g_Nss1,(6Mbps)_1TX EBW

2437MHz

20/12/2021

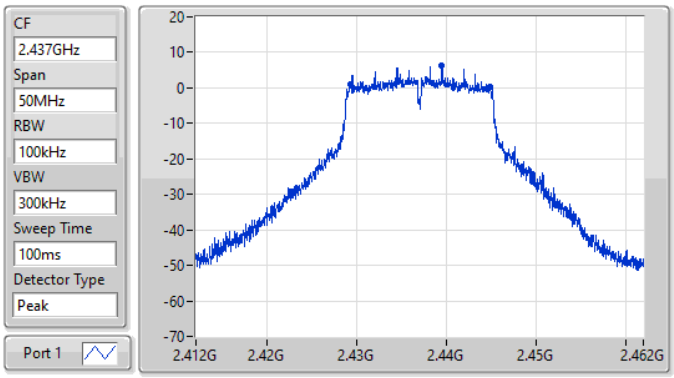

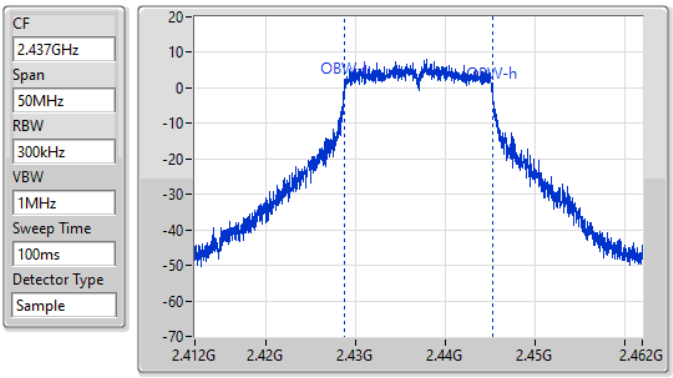

6dB(Hz)	Fl-6dB(Hz)	Fh-6dB(Hz)	OBW(Hz)	Fl-OBW(Hz)	Fh-OBW(Hz)	Limit(Hz)	Port
15.65M	2.429225G	2.444875G	16.642M	2.428654G	2.445296G	500k	1

802.11g_Nss1,(6Mbps)_1TX EBW

2462MHz

20/12/2021

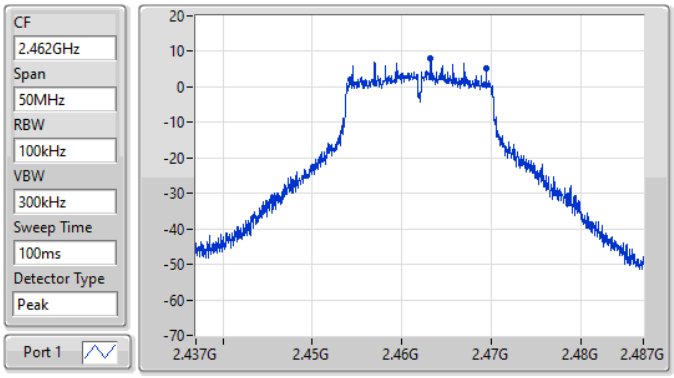

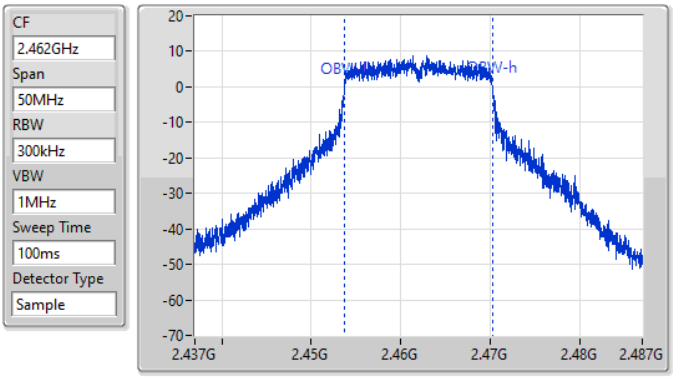

6dB(Hz)	Fl-6dB(Hz)	Fh-6dB(Hz)	OBW(Hz)	Fl-OBW(Hz)	Fh-OBW(Hz)	Limit(Hz)	Port
15.225M	2.45425G	2.469475G	16.617M	2.453679G	2.470296G	500k	1

802.11n HT20_Nss1,(MCS0)_1TX EBW

2412MHz

20/12/2021

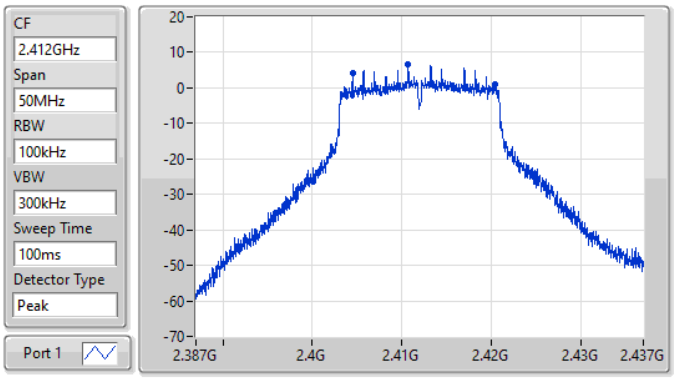

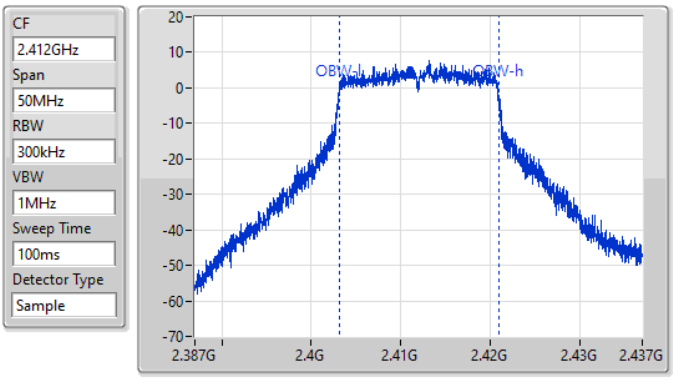

6dB(Hz)	Fl-6dB(Hz)	Fh-6dB(Hz)	OBW(Hz)	Fl-OBW(Hz)	Fh-OBW(Hz)	Limit(Hz)	Port
15.875M	2.4045G	2.420375G	17.816M	2.403104G	2.420921G	500k	1

802.11n HT20_Nss1,(MCS0)_1TX EBW

2437MHz

20/12/2021

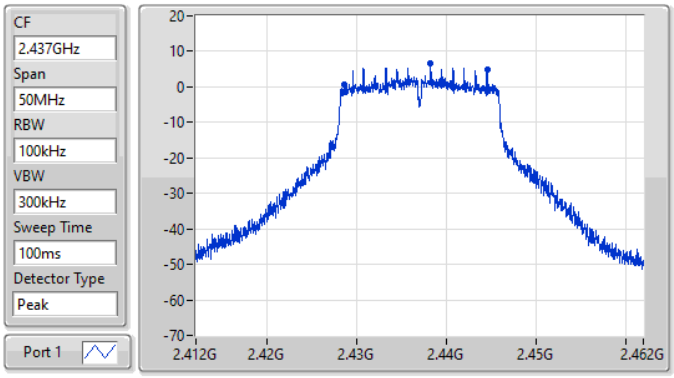

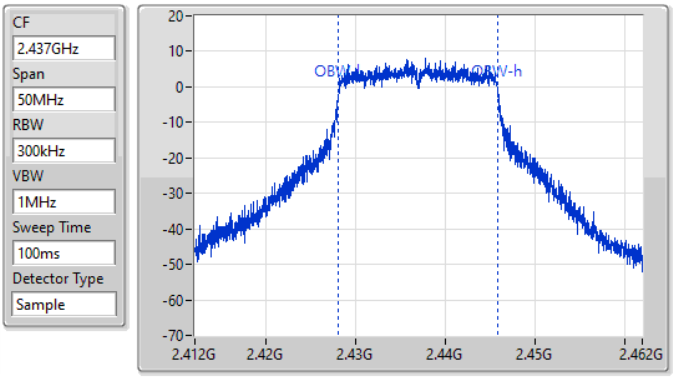

6dB(Hz)	Fl-6dB(Hz)	Fh-6dB(Hz)	OBW(Hz)	Fl-OBW(Hz)	Fh-OBW(Hz)	Limit(Hz)	Port
15.925M	2.4286G	2.444525G	17.816M	2.428079G	2.445896G	500k	1

802.11n HT20_Nss1,(MCS0)_1TX EBW

2462MHz

20/12/2021

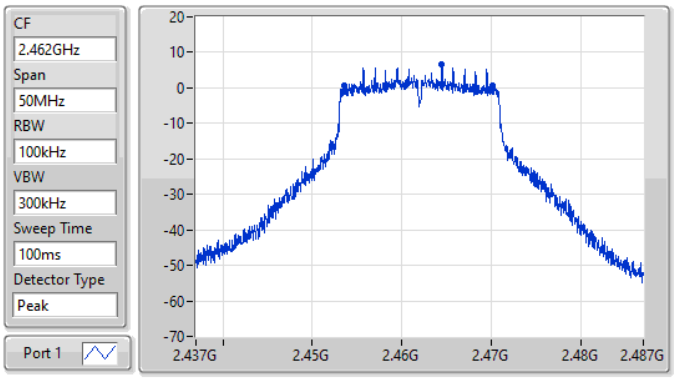

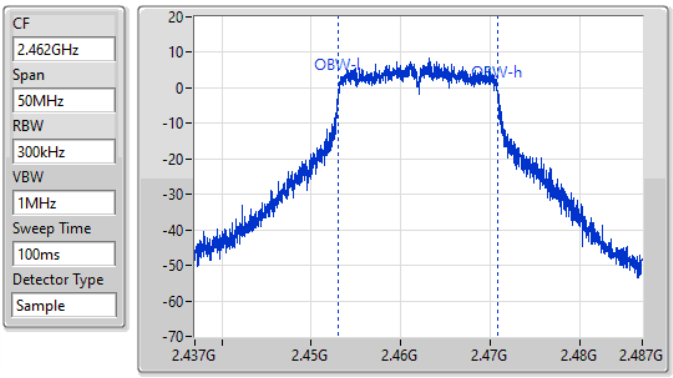

6dB(Hz)	Fl-6dB(Hz)	Fh-6dB(Hz)	OBW(Hz)	Fl-OBW(Hz)	Fh-OBW(Hz)	Limit(Hz)	Port
16.525M	2.4536G	2.470125G	17.791M	2.453079G	2.470871G	500k	1

802.11n HT40_Nss1,(MCS0)_1TX EBW

2422MHz

20/12/2021

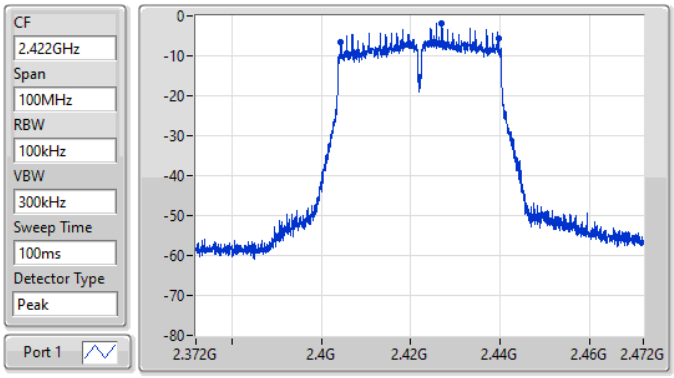

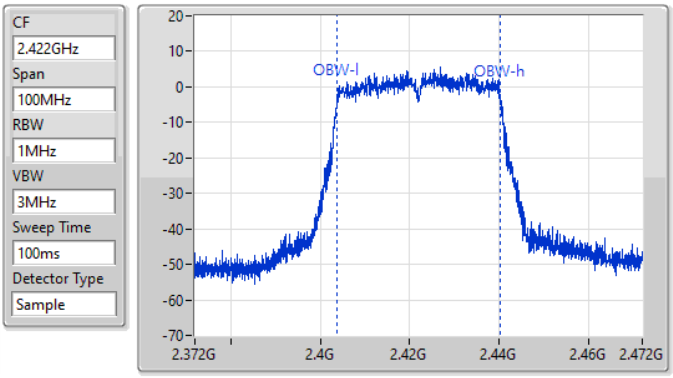

6dB(Hz)	Fl-6dB(Hz)	Fh-6dB(Hz)	OBW(Hz)	Fl-OBW(Hz)	Fh-OBW(Hz)	Limit(Hz)	Port
35.1M	2.40445G	2.43955G	36.432M	2.403859G	2.440291G	500k	1

802.11n HT40_Nss1,(MCS0)_1TX

EBW

2437MHz

20/12/2021

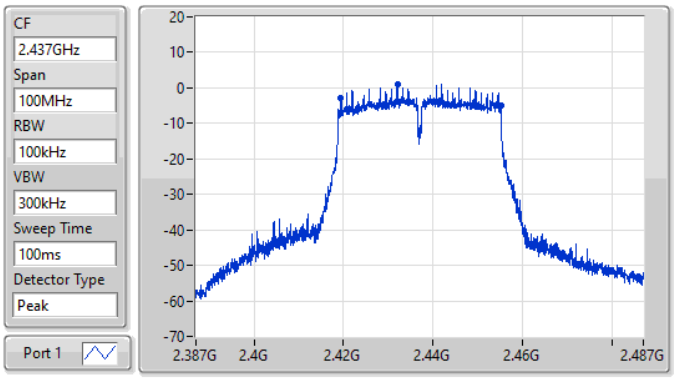

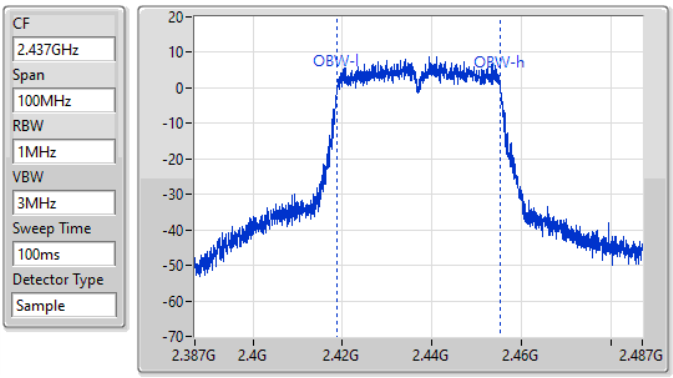

6dB(Hz)	Fl-6dB(Hz)	Fh-6dB(Hz)	OBW(Hz)	Fl-OBW(Hz)	Fh-OBW(Hz)	Limit(Hz)	Port
35.7M	2.41945G	2.45515G	36.432M	2.418809G	2.455241G	500k	1

802.11n HT40_Nss1,(MCS0)_1TX

EBW

2452MHz

20/12/2021

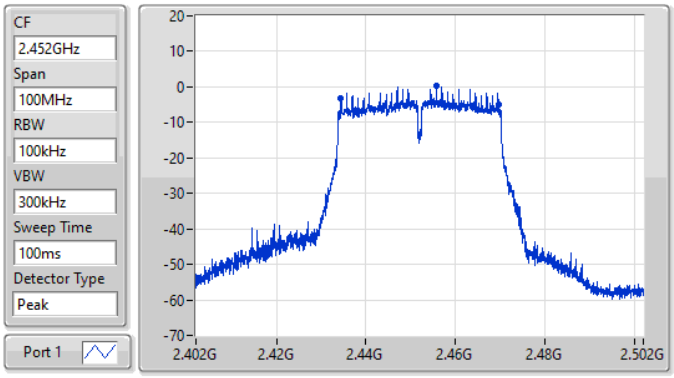

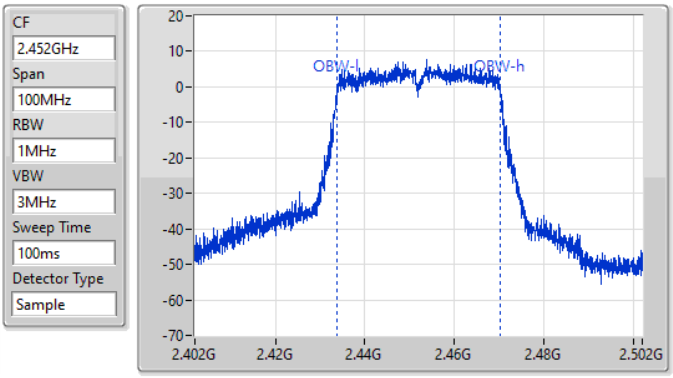

6dB(Hz)	Fl-6dB(Hz)	Fh-6dB(Hz)	OBW(Hz)	Fl-OBW(Hz)	Fh-OBW(Hz)	Limit(Hz)	Port
35.1M	2.43445G	2.46955G	36.432M	2.433809G	2.470241G	500k	1

Summary

Mode	Total Power (dBm)	Total Power (W)
2.4-2.4835GHz	-	-
802.11b_Nss1,(1Mbps)_1TX	20.84	0.12134
802.11g_Nss1,(6Mbps)_1TX	21.42	0.13868
802.11n HT20_Nss1,(MCS0)_1TX	20.83	0.12106
802.11n HT40_Nss1,(MCS0)_1TX	15.36	0.03436

Result

Mode	Result	DG (dBi)	Port 1 (dBm)	Total Power (dBm)	Power Limit (dBm)
802.11b_Nss1,(1Mbps)_1TX	-	-	-	-	-
2412MHz	Pass	-3.70	19.28	19.28	30.00
2417MHz	Pass	-3.70	19.63	19.63	30.00
2437MHz	Pass	-3.70	19.09	19.09	30.00
2457MHz	Pass	-3.70	20.84	20.84	30.00
2462MHz	Pass	-3.70	18.69	18.69	30.00
802.11g_Nss1,(6Mbps)_1TX	-	-	-	-	-
2412MHz	Pass	-3.70	17.23	17.23	30.00
2417MHz	Pass	-3.70	18.59	18.59	30.00
2437MHz	Pass	-3.70	17.63	17.63	30.00
2457MHz	Pass	-3.70	21.42	21.42	30.00
2462MHz	Pass	-3.70	18.73	18.73	30.00
802.11n HT20_Nss1,(MCS0)_1TX	-	-	-	-	-
2412MHz	Pass	-3.70	17.19	17.19	30.00
2417MHz	Pass	-3.70	18.41	18.41	30.00
2437MHz	Pass	-3.70	17.40	17.40	30.00
2457MHz	Pass	-3.70	20.83	20.83	30.00
2462MHz	Pass	-3.70	17.66	17.66	30.00
802.11n HT40_Nss1,(MCS0)_1TX	-	-	-	-	-
2422MHz	Pass	-3.70	12.02	12.02	30.00
2427MHz	Pass	-3.70	12.15	12.15	30.00
2437MHz	Pass	-3.70	15.36	15.36	30.00
2447MHz	Pass	-3.70	15.01	15.01	30.00
2452MHz	Pass	-3.70	14.45	14.45	30.00

DG = Directional Gain; Port X = Port X output power

Summary

Mode	PD (dBm/RBW)
2.4-2.4835GHz	-
802.11b_Nss1,(1Mbps)_1TX	-6.68
802.11g_Nss1,(6Mbps)_1TX	-8.97
802.11n HT20_Nss1,(MCS0)_1TX	-9.13
802.11n HT40_Nss1,(MCS0)_1TX	-14.52

RBW = 3kHz;

Result

Mode	Result	DG (dBi)	Port 1 (dBm/RBW)	PD (dBm/RBW)	PD Limit (dBm/RBW)
802.11b_Nss1,(1Mbps)_1TX	-	-	-	-	-
2412MHz	Pass	-3.70	-9.02	-9.02	8.00
2437MHz	Pass	-3.70	-8.74	-8.74	8.00
2462MHz	Pass	-3.70	-6.68	-6.68	8.00
802.11g_Nss1,(6Mbps)_1TX	-	-	-	-	-
2412MHz	Pass	-3.70	-11.01	-11.01	8.00
2437MHz	Pass	-3.70	-10.03	-10.03	8.00
2462MHz	Pass	-3.70	-8.97	-8.97	8.00
802.11n HT20_Nss1,(MCS0)_1TX	-	-	-	-	-
2412MHz	Pass	-3.70	-9.13	-9.13	8.00
2437MHz	Pass	-3.70	-9.68	-9.68	8.00
2462MHz	Pass	-3.70	-10.48	-10.48	8.00
802.11n HT40_Nss1,(MCS0)_1TX	-	-	-	-	-
2422MHz	Pass	-3.70	-17.91	-17.91	8.00
2437MHz	Pass	-3.70	-14.77	-14.77	8.00
2452MHz	Pass	-3.70	-14.52	-14.52	8.00

DG = Directional Gain; RBW = 3kHz;
PD = trace bin-by-bin of each transmits port summing can be performed maximum power density; Port X = Port X Power Density;

802.11b_Nss1,(1Mbps)_1TX PSD

2412MHz

16/12/2021

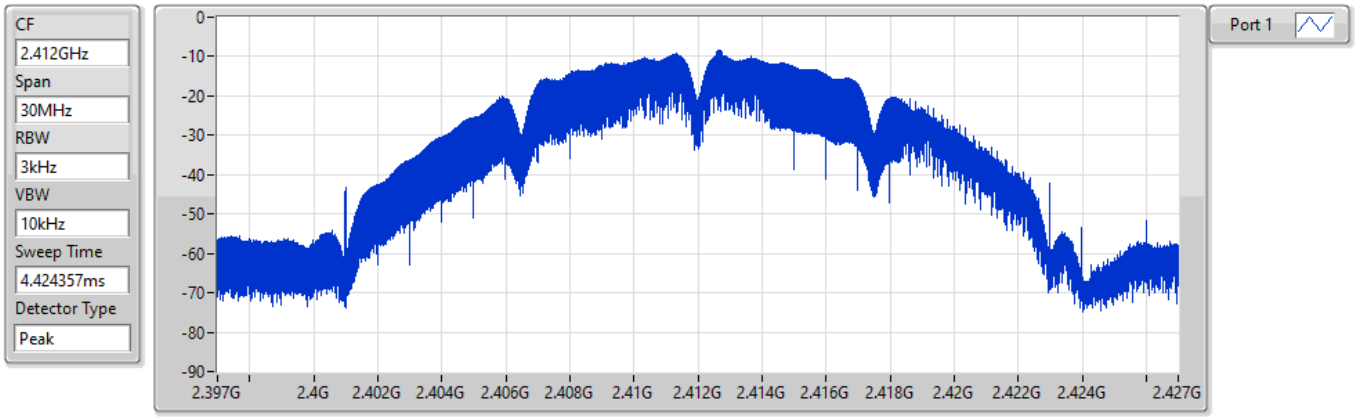

Sum	PD	Port 1
(dBm/RBW)	(dBm/RBW)	(dBm/RBW)
-9.02	-9.02	-9.02

802.11b_Nss1,(1Mbps)_1TX PSD

2437MHz

20/12/2021

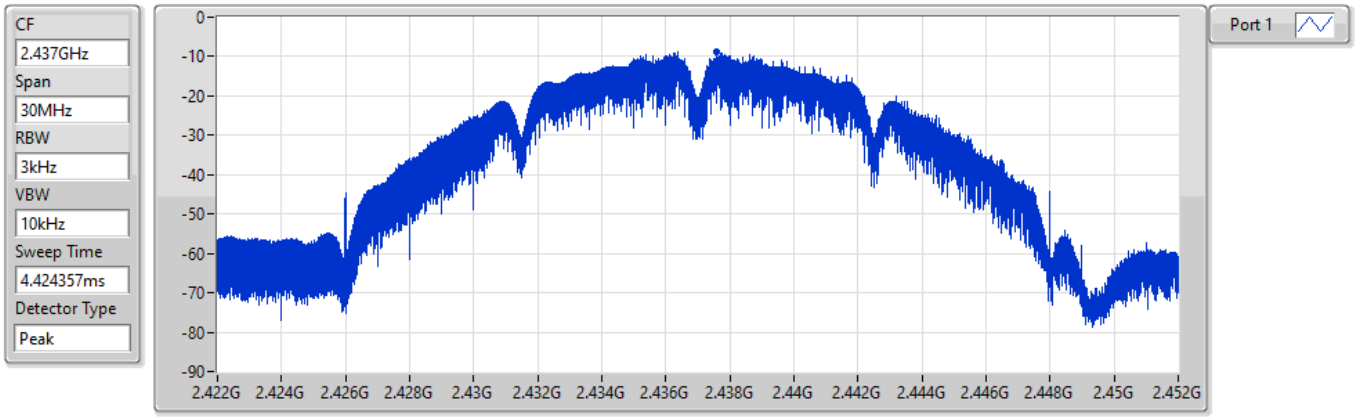

Sum	PD	Port 1
(dBm/RBW)	(dBm/RBW)	(dBm/RBW)
-8.74	-8.74	-8.74

802.11b_Nss1,(1Mbps)_1TX PSD

2462MHz

16/12/2021

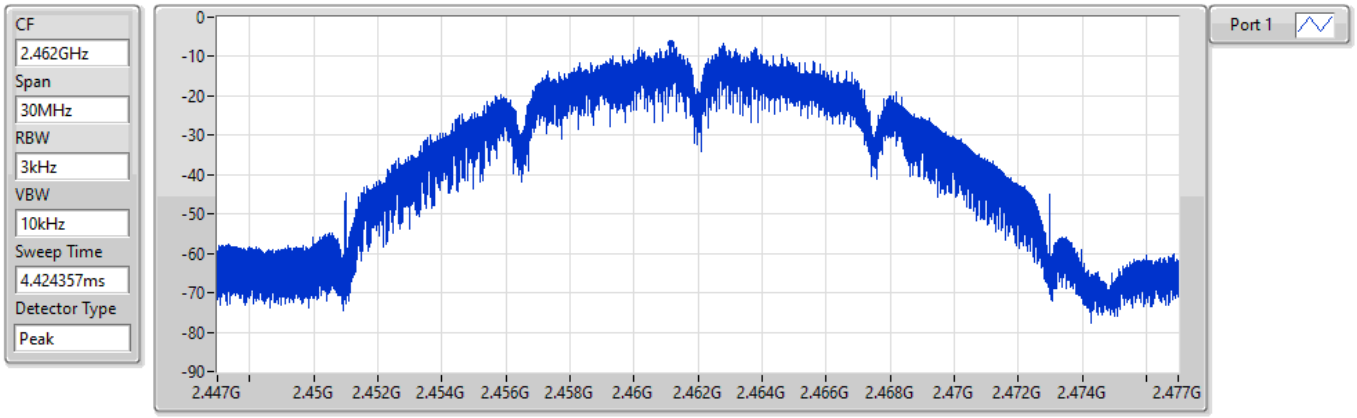

Sum	PD	Port 1
(dBm/RBW)	(dBm/RBW)	(dBm/RBW)
-6.68	-6.68	-6.68

802.11g_Nss1,(6Mbps)_1TX PSD

2412MHz

16/12/2021

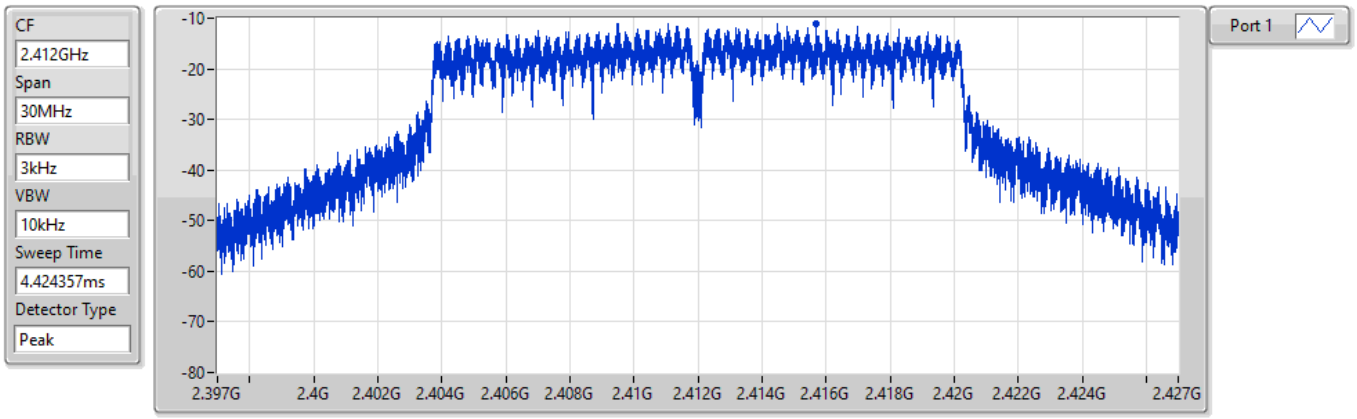

Sum	PD	Port 1
(dBm/RBW)	(dBm/RBW)	(dBm/RBW)
-11.01	-11.01	-11.01

802.11g_Nss1,(6Mbps)_1TX PSD

2437MHz

20/12/2021

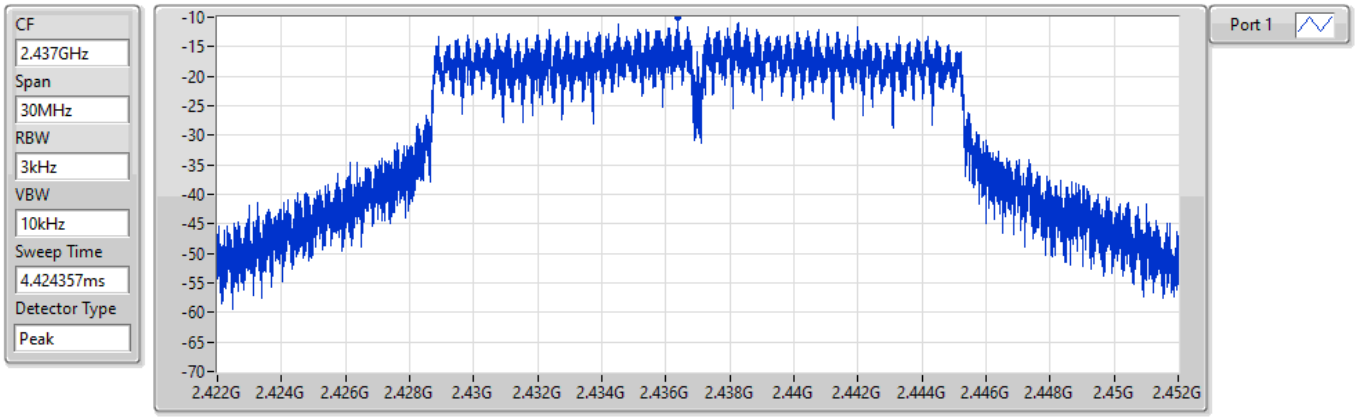

Sum	PD	Port 1
(dBm/RBW)	(dBm/RBW)	(dBm/RBW)
-10.03	-10.03	-10.03

802.11g_Nss1,(6Mbps)_1TX PSD

2462MHz

20/12/2021

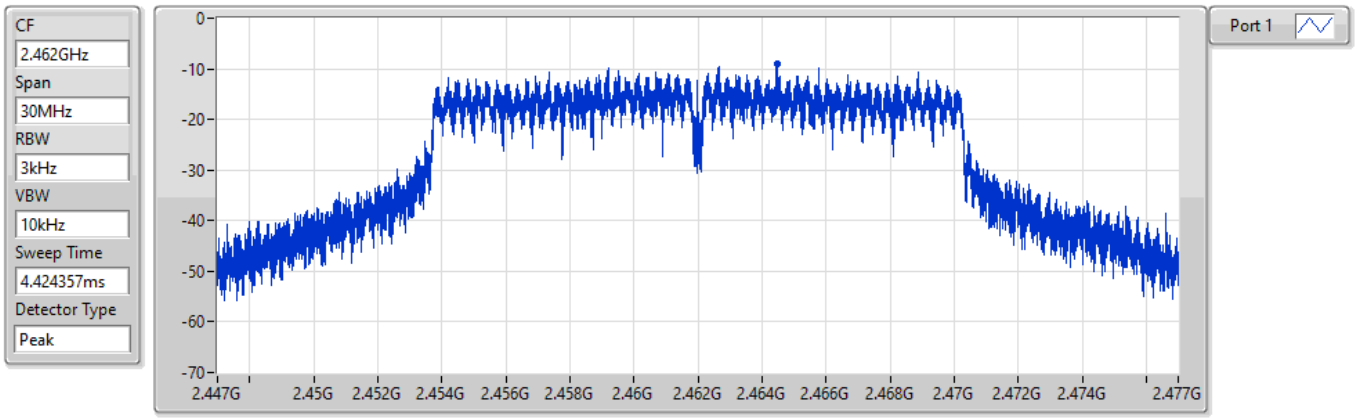

Sum	PD	Port 1
(dBm/RBW)	(dBm/RBW)	(dBm/RBW)
-8.97	-8.97	-8.97

802.11n HT20_Nss1,(MCS0)_1TX PSD

2412MHz

20/12/2021

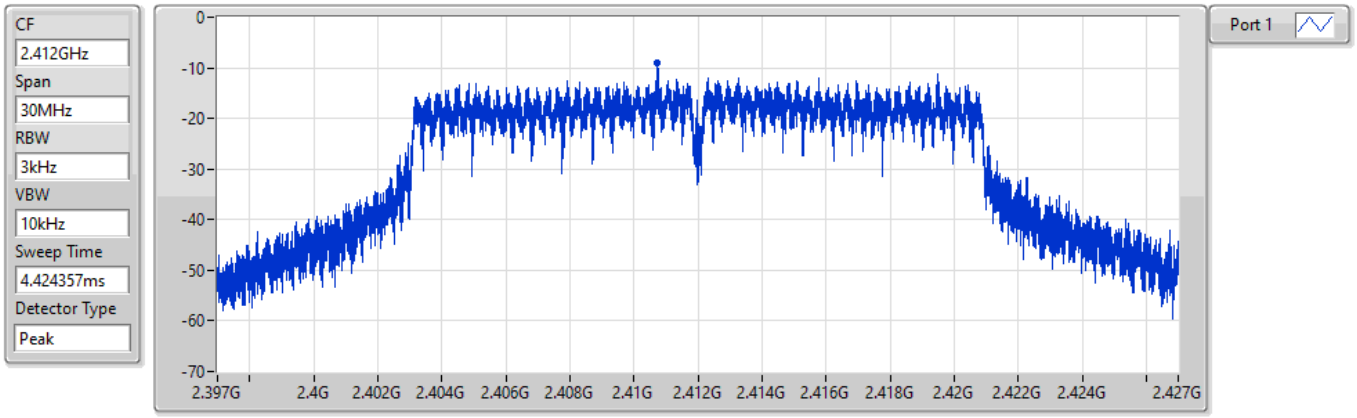

Sum	PD	Port 1
(dBm/RBW)	(dBm/RBW)	(dBm/RBW)
-9.13	-9.13	-9.13

802.11n HT20_Nss1,(MCS0)_1TX PSD

2437MHz

20/12/2021

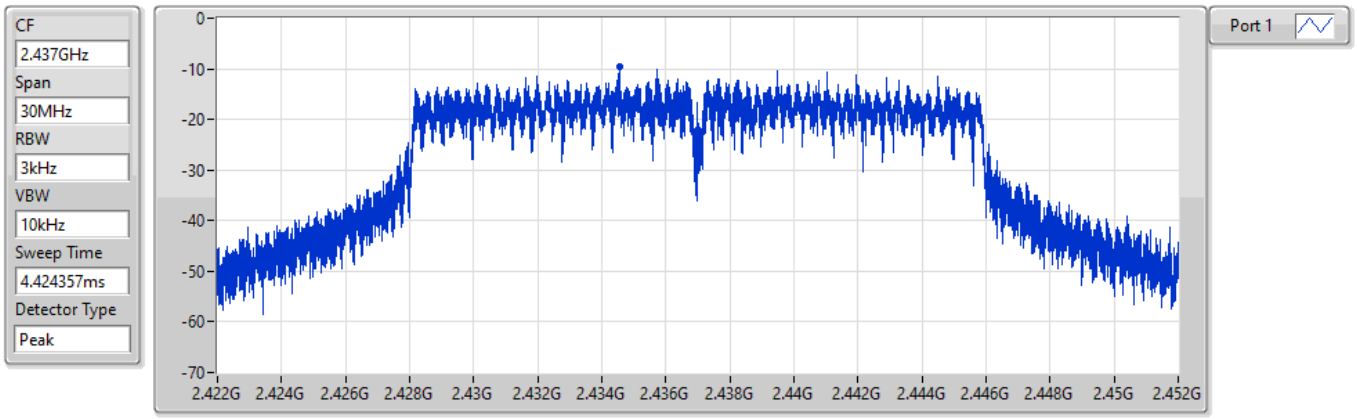

Sum	PD	Port 1
(dBm/RBW)	(dBm/RBW)	(dBm/RBW)
-9.68	-9.68	-9.68

802.11n HT20_Nss1,(MCS0)_1TX PSD

2462MHz

20/12/2021

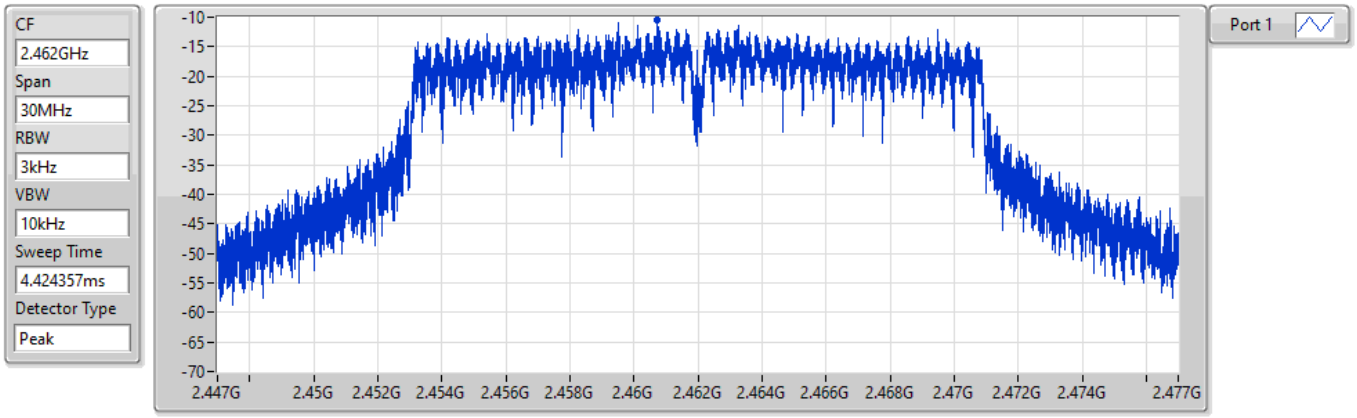

Sum	PD	Port 1
(dBm/RBW)	(dBm/RBW)	(dBm/RBW)
-10.48	-10.48	-10.48

802.11n HT40_Nss1,(MCS0)_1TX PSD

2422MHz

20/12/2021

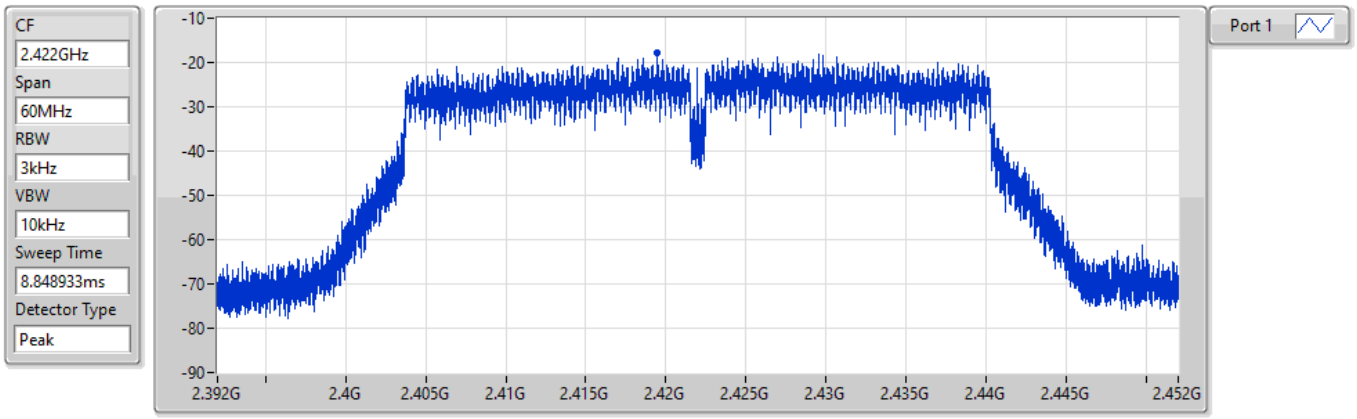

Sum	PD	Port 1
(dBm/RBW)	(dBm/RBW)	(dBm/RBW)
-17.91	-17.91	-17.91

802.11n HT40_Nss1,(MCS0)_1TX PSD

2437MHz

20/12/2021

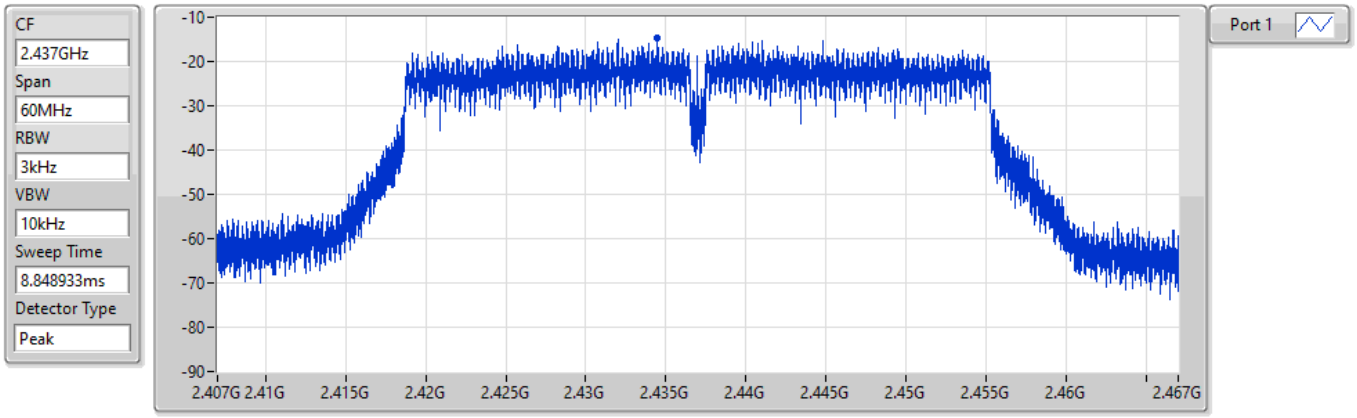

Sum	PD	Port 1
(dBm/RBW)	(dBm/RBW)	(dBm/RBW)
-14.77	-14.77	-14.77

802.11n HT40_Nss1,(MCS0)_1TX PSD

2452MHz

20/12/2021

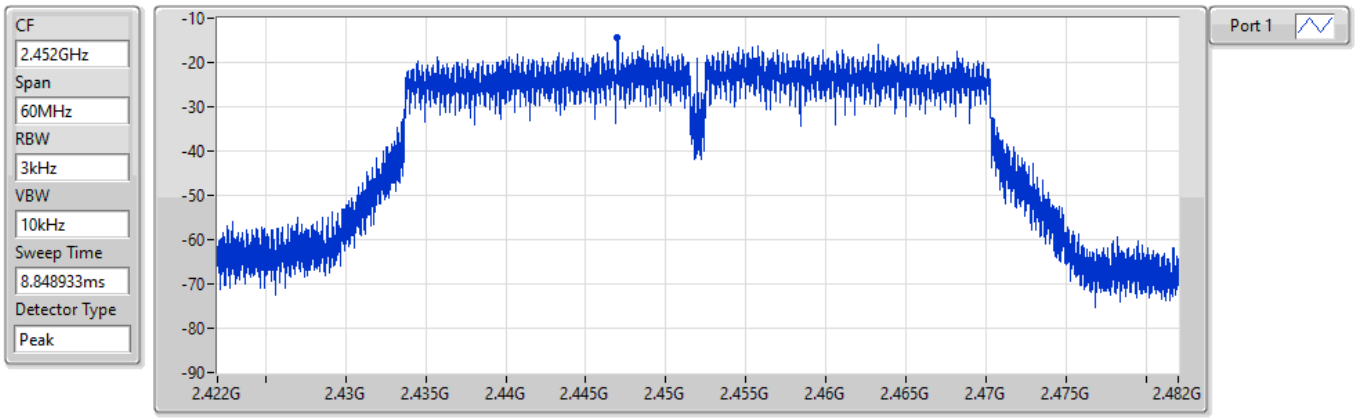

Sum	PD	Port 1
(dBm/RBW)	(dBm/RBW)	(dBm/RBW)
-14.52	-14.52	-14.52

Summary

Mode	Result	Ref (Hz)	Ref (dBm)	Limit (dBm)	Freq (Hz)	Level (dBm)	Freq (Hz)	Level (dBm)	Freq (Hz)	Level (dBm)	Freq (Hz)	Level (dBm)	Freq (Hz)	Level (dBm)	Port
2.4-2.4835GHz	-	-	-	-	-	-	-	-	-	-	-	-	-	-	-
802.11b_Nss1,(1Mbps)_1TX	Pass	2.41248G	8.28	-21.72	2.19777G	-56.42	2.3975G	-38.52	2.4G	-40.22	2.48428G	-53.23	24.44371G	-43.88	1
802.11g_Nss1,(6Mbps)_1TX	Pass	2.46325G	7.81	-22.19	2.12263G	-56.16	2.3999G	-25.00	2.4G	-24.38	2.48536G	-52.85	24.92695G	-43.17	1
802.11n HT20_Nss1,(MCS0)_1TX	Pass	2.46325G	6.97	-23.03	2.11768G	-56.13	2.39994G	-24.81	2.4G	-26.05	2.48448G	-52.67	24.47742G	-43.30	1
802.11n HT40_Nss1,(MCS0)_1TX	Pass	2.44075G	1.04	-28.96	1.99568G	-56.34	2.39952G	-40.56	2.4G	-46.40	2.48438G	-51.11	17.10516G	-43.90	1

Result

Mode	Result	Ref (Hz)	Ref (dBm)	Limit (dBm)	Freq (Hz)	Level (dBm)	Freq (Hz)	Level (dBm)	Freq (Hz)	Level (dBm)	Freq (Hz)	Level (dBm)	Freq (Hz)	Level (dBm)	Port
802.11b_Nss1,(1Mbps)_1TX	-	-	-	-	-	-	-	-	-	-	-	-	-	-	-
2412MHz	Pass	2.41248G	8.28	-21.72	2.19777G	-56.42	2.3975G	-38.52	2.4G	-40.22	2.48428G	-53.23	24.44371G	-43.88	1
2437MHz	Pass	2.41248G	8.28	-21.72	2.1136G	-56.77	2.3953G	-52.29	2.4G	-55.18	2.48472G	-53.60	24.53642G	-42.88	1
2462MHz	Pass	2.41248G	8.28	-21.72	1.63887G	-56.40	2.39216G	-55.36	2.4835G	-55.87	2.486G	-53.30	16.99556G	-43.66	1
802.11g_Nss1,(6Mbps)_1TX	-	-	-	-	-	-	-	-	-	-	-	-	-	-	-
2412MHz	Pass	2.46325G	7.81	-22.19	2.12263G	-56.16	2.3999G	-25.00	2.4G	-24.38	2.48536G	-52.85	24.92695G	-43.17	1
2437MHz	Pass	2.46325G	7.81	-22.19	2.16603G	-56.27	2.39954G	-52.57	2.4835G	-53.13	2.48414G	-51.64	24.15151G	-43.38	1
2462MHz	Pass	2.46325G	7.81	-22.19	2.12933G	-55.81	2.39832G	-51.95	2.4835G	-42.87	2.48386G	-42.66	17.17537G	-43.05	1
802.11n HT20_Nss1,(MCS0)_1TX	-	-	-	-	-	-	-	-	-	-	-	-	-	-	-
2412MHz	Pass	2.46325G	6.97	-23.03	2.11768G	-56.13	2.39994G	-24.81	2.4G	-26.05	2.48448G	-52.67	24.47742G	-43.30	1
2437MHz	Pass	2.46325G	6.97	-23.03	1.87303G	-56.15	2.3987G	-52.65	2.4G	-53.25	2.4841G	-51.92	16.93094G	-44.20	1
2462MHz	Pass	2.46325G	6.97	-23.03	2.30495G	-56.39	2.397G	-53.19	2.4835G	-48.88	2.48354G	-45.62	24.63476G	-43.54	1
802.11n HT40_Nss1,(MCS0)_1TX	-	-	-	-	-	-	-	-	-	-	-	-	-	-	-
2422MHz	Pass	2.44075G	1.04	-28.96	2.08728G	-56.52	2.39984G	-41.91	2.4G	-41.69	2.50846G	-54.59	24.86538G	-42.97	1
2437MHz	Pass	2.44075G	1.04	-28.96	1.99568G	-56.34	2.39952G	-40.56	2.4G	-46.40	2.48438G	-51.11	17.10516G	-43.90	1
2452MHz	Pass	2.44075G	1.04	-28.96	2.30368G	-55.78	2.39884G	-54.04	2.4835G	-50.73	2.4857G	-46.81	24.5064G	-44.04	1

802.11b_Nss1,(1Mbps)_1TX **CSENdB**

2412MHz

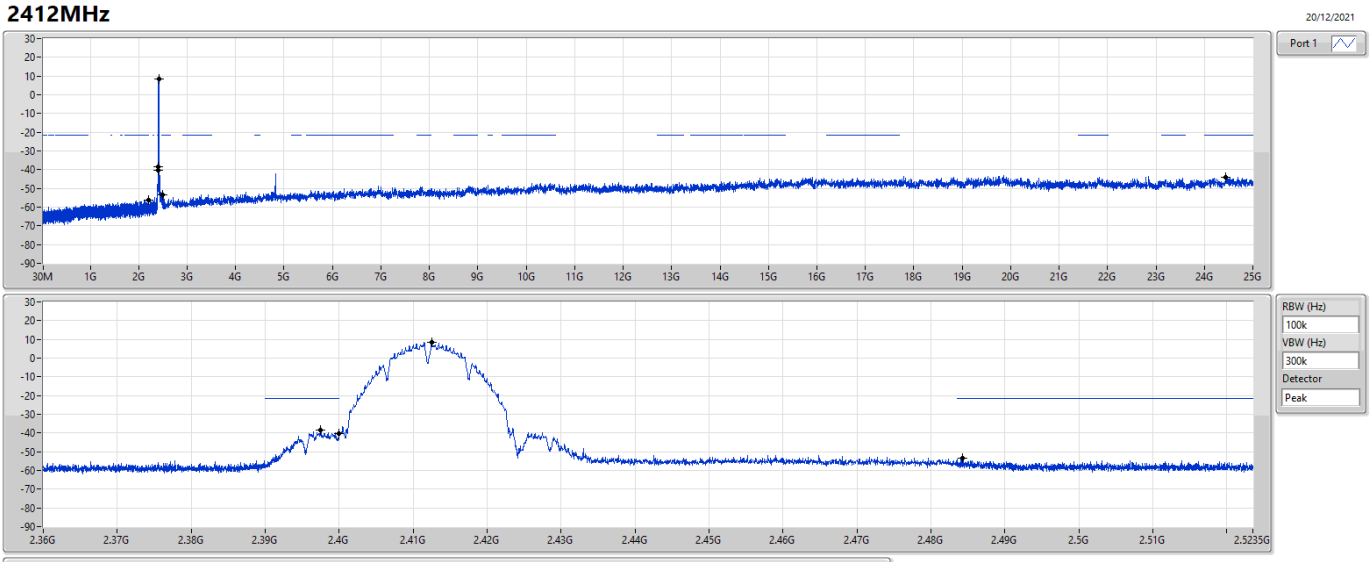

Ref(Hz)	Ref(dBm)	Limit(dBm)	Freq(Hz)	Level(dBm)	Freq(Hz)	Level(dBm)	Freq(Hz)	Level(dBm)	Freq(Hz)	Level(dBm)	Freq(Hz)	Level(dBm)	Port
2.41248G	8.28	-21.72	2.19777G	-56.42	2.3975G	-38.52	2.4G	-40.22	2.48428G	-53.23	24.44371G	-43.88	1

802.11b_Nss1,(1Mbps)_1TX **CSENdB**

2437MHz

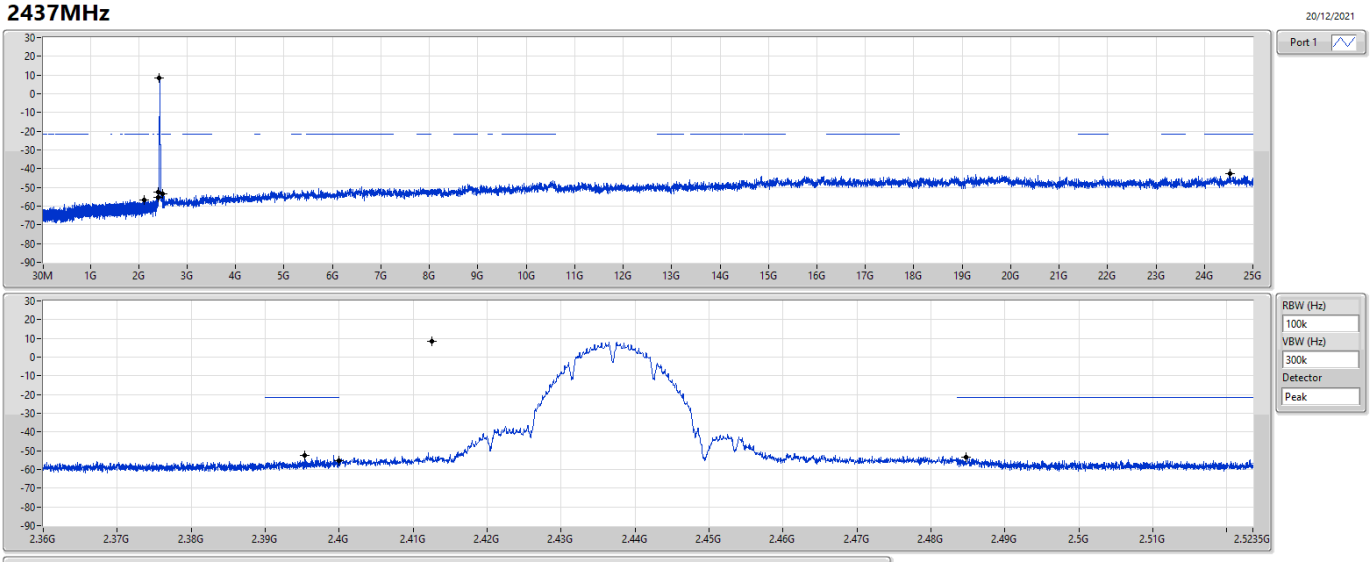

Ref(Hz)	Ref(dBm)	Limit(dBm)	Freq(Hz)	Level(dBm)	Freq(Hz)	Level(dBm)	Freq(Hz)	Level(dBm)	Freq(Hz)	Level(dBm)	Freq(Hz)	Level(dBm)	Port
2.41248G	8.28	-21.72	2.1136G	-56.77	2.3953G	-52.29	2.4G	-55.18	2.48472G	-53.60	24.53642G	-42.88	1

802.11b_Nss1,(1Mbps)_1TX **CSENdB**

2462MHz

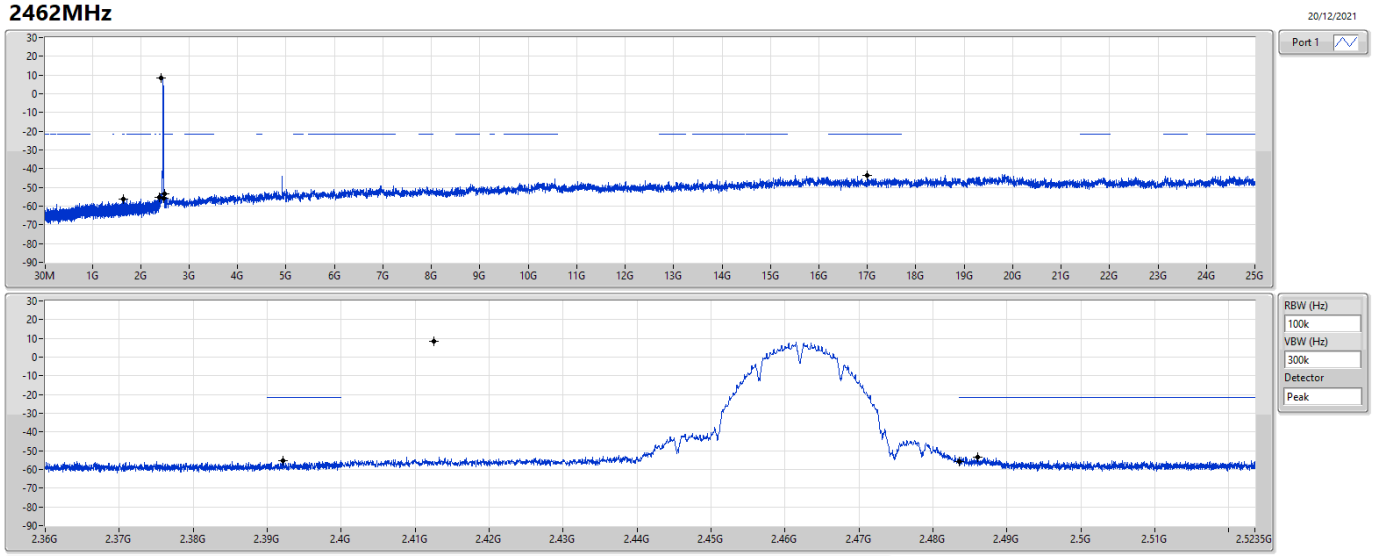

Ref(Hz)	Ref(dBm)	Limit(dBm)	Freq(Hz)	Level(dBm)	Freq(Hz)	Level(dBm)	Freq(Hz)	Level(dBm)	Freq(Hz)	Level(dBm)	Freq(Hz)	Level(dBm)	Port
2.41248G	8.28	-21.72	1.63887G	-56.40	2.39216G	-55.36	2.4835G	-55.87	2.486G	-53.30	16.99556G	-43.66	1

802.11g_Nss1,(6Mbps)_1TX **CSENdB**

2412MHz

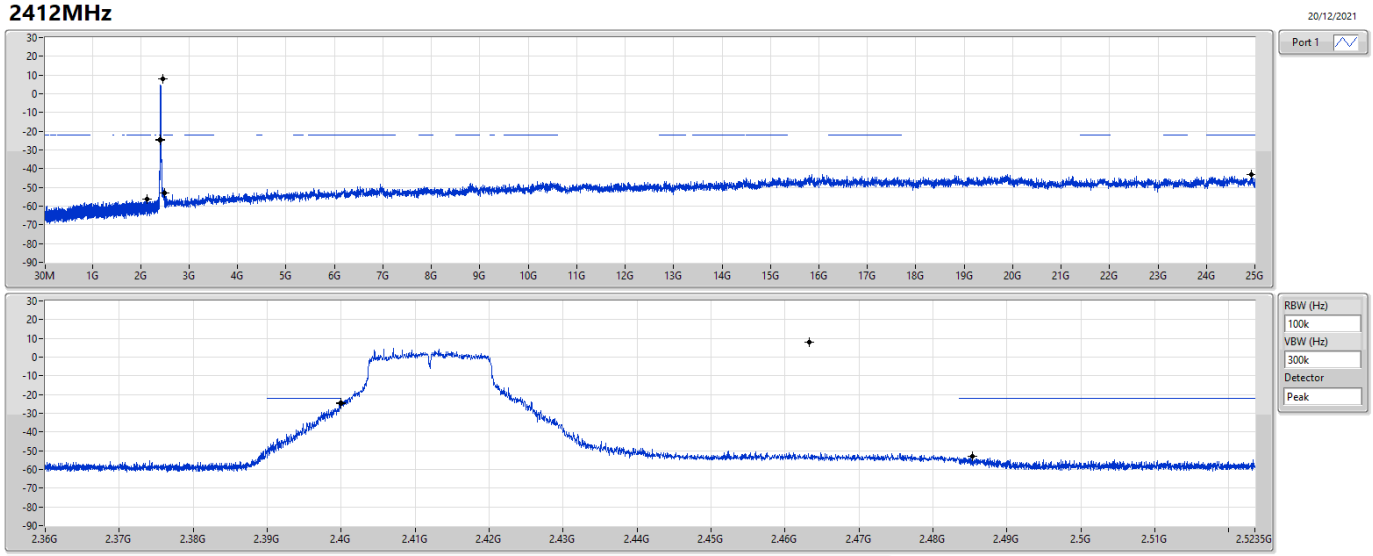

Ref(Hz)	Ref(dBm)	Limit(dBm)	Freq(Hz)	Level(dBm)	Freq(Hz)	Level(dBm)	Freq(Hz)	Level(dBm)	Freq(Hz)	Level(dBm)	Freq(Hz)	Level(dBm)	Port
2.46325G	7.81	-22.19	2.12263G	-56.16	2.3999G	-25.00	2.4G	-24.38	2.48536G	-52.85	24.92695G	-43.17	1

802.11g_Nss1,(6Mbps)_1TX **CSENdB**

2437MHz

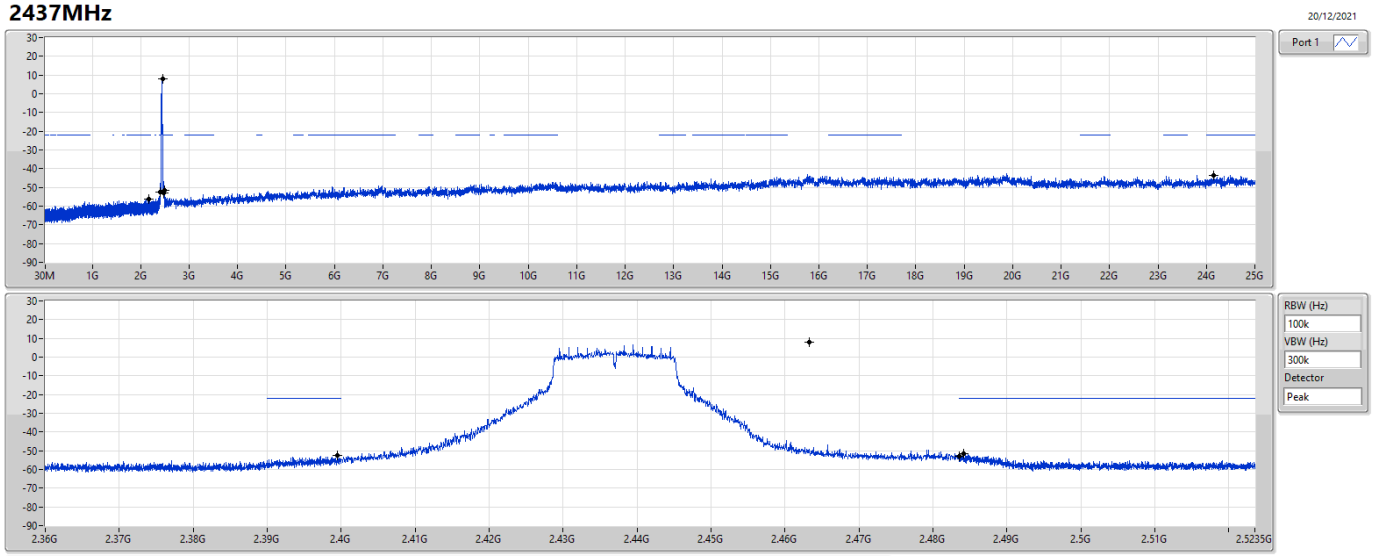

Ref(Hz)	Ref(dBm)	Limit(dBm)	Freq(Hz)	Level(dBm)	Freq(Hz)	Level(dBm)	Freq(Hz)	Level(dBm)	Freq(Hz)	Level(dBm)	Freq(Hz)	Level(dBm)	Port
2.46325G	7.81	-22.19	2.16603G	-56.27	2.39954G	-52.57	2.4835G	-53.13	2.48414G	-51.64	24.15151G	-43.38	1

802.11g_Nss1,(6Mbps)_1TX **CSENdB**

2462MHz

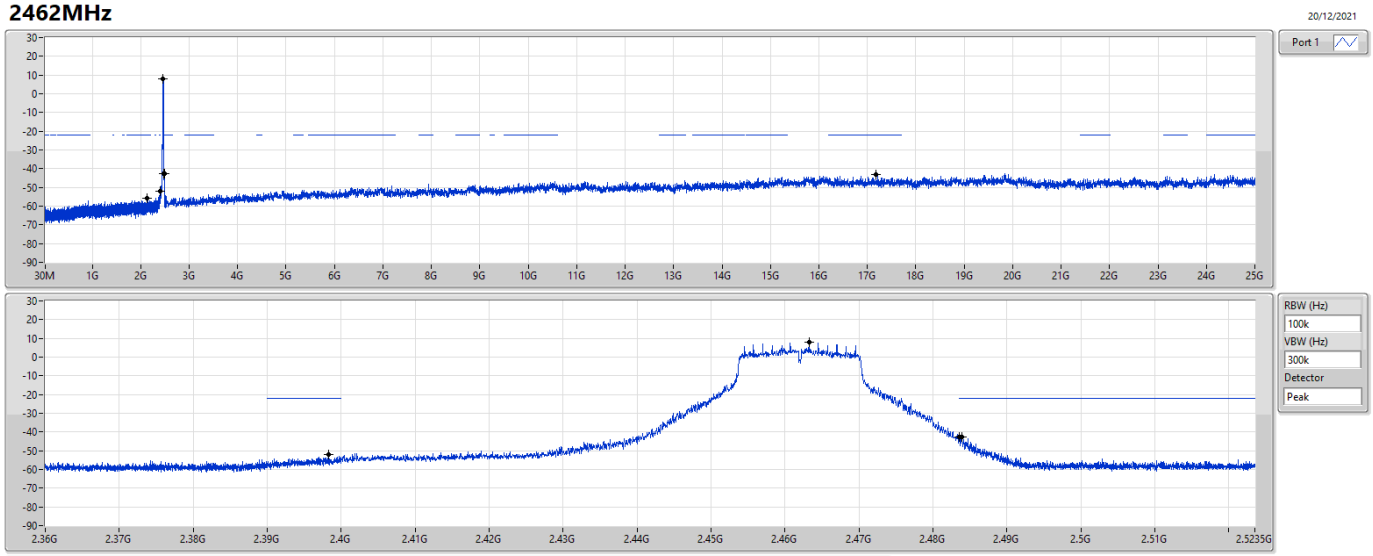

Ref(Hz)	Ref(dBm)	Limit(dBm)	Freq(Hz)	Level(dBm)	Freq(Hz)	Level(dBm)	Freq(Hz)	Level(dBm)	Freq(Hz)	Level(dBm)	Freq(Hz)	Level(dBm)	Port
2.46325G	7.81	-22.19	2.12933G	-55.81	2.39832G	-51.95	2.4835G	-42.87	2.48386G	-42.66	17.17537G	-43.05	1

802.11n HT20_Nss1,(MCS0)_1TX **CSENdB**

2412MHz

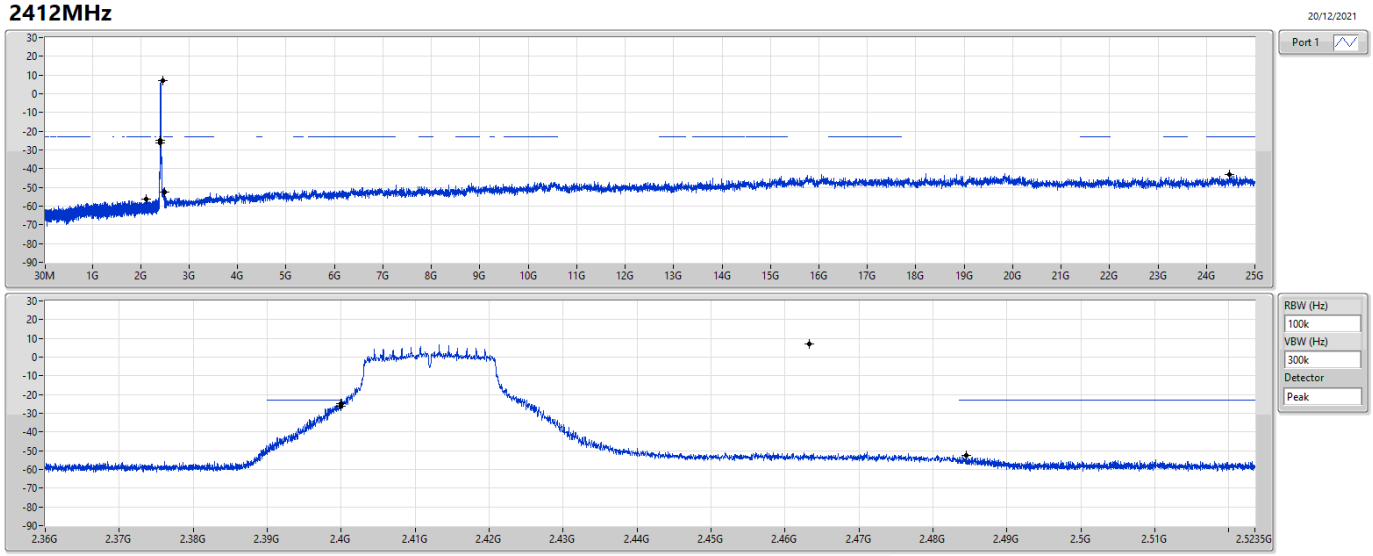

Ref(Hz)	Ref(dBm)	Limit(dBm)	Freq(Hz)	Level(dBm)	Freq(Hz)	Level(dBm)	Freq(Hz)	Level(dBm)	Freq(Hz)	Level(dBm)	Freq(Hz)	Level(dBm)	Port
2.46325G	6.97	-23.03	2.11768G	-56.13	2.39994G	-24.81	2.4G	-26.05	2.48448G	-52.67	24.47742G	-43.30	1

802.11n HT20_Nss1,(MCS0)_1TX **CSENdB**

2437MHz

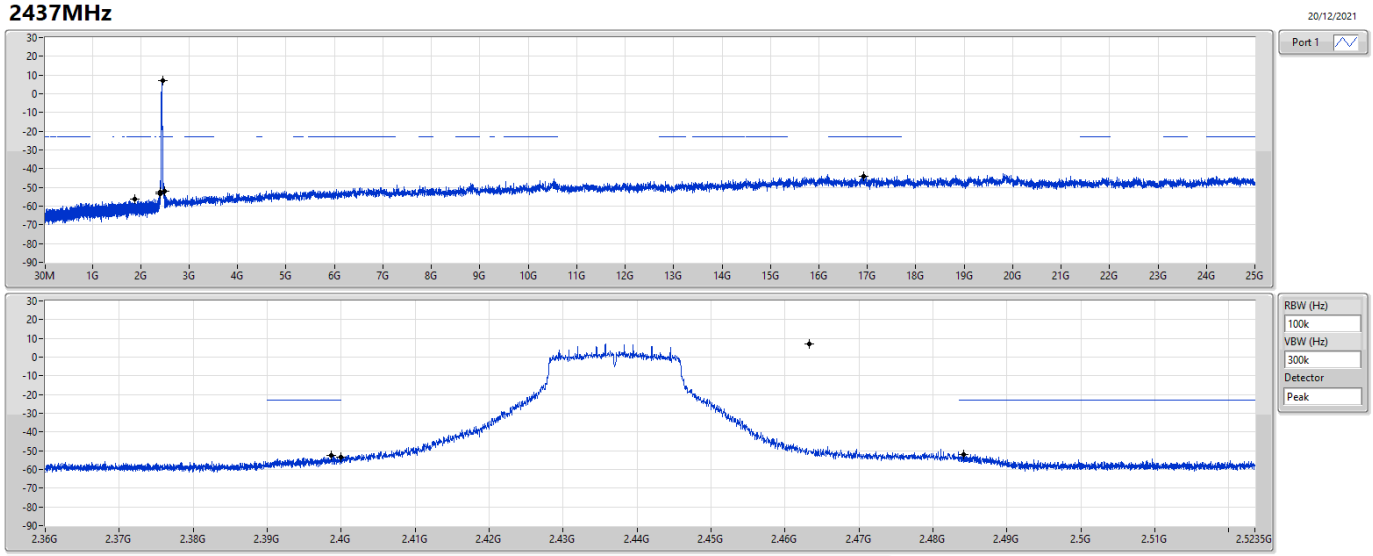

Ref(Hz)	Ref(dBm)	Limit(dBm)	Freq(Hz)	Level(dBm)	Freq(Hz)	Level(dBm)	Freq(Hz)	Level(dBm)	Freq(Hz)	Level(dBm)	Freq(Hz)	Level(dBm)	Port
2.46325G	6.97	-23.03	1.87303G	-56.15	2.3987G	-52.65	2.4G	-53.25	2.4841G	-51.92	16.93094G	-44.20	1

802.11n HT20_Nss1,(MCS0)_1TX **CSENdB**

2462MHz

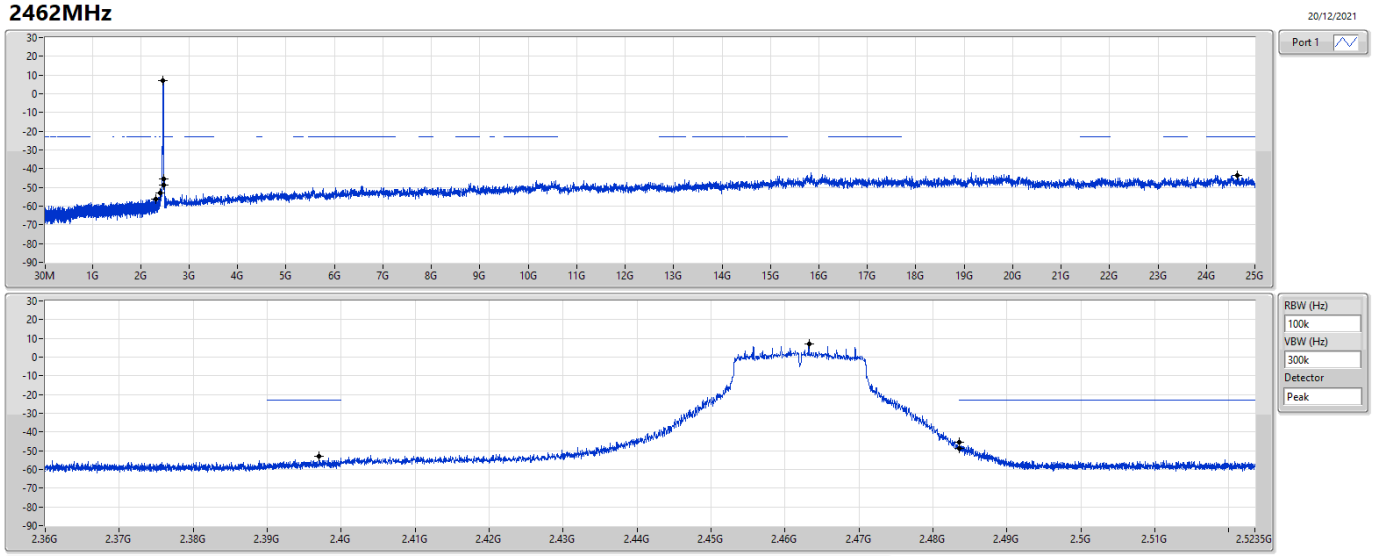

Ref(Hz)	Ref(dBm)	Limit(dBm)	Freq(Hz)	Level(dBm)	Freq(Hz)	Level(dBm)	Freq(Hz)	Level(dBm)	Freq(Hz)	Level(dBm)	Freq(Hz)	Level(dBm)	Port
2.46325G	6.97	-23.03	2.30495G	-56.39	2.397G	-53.19	2.4835G	-48.88	2.48354G	-45.62	24.63476G	-43.54	1

802.11n HT40_Nss1,(MCS0)_1TX **CSENdB**

2422MHz

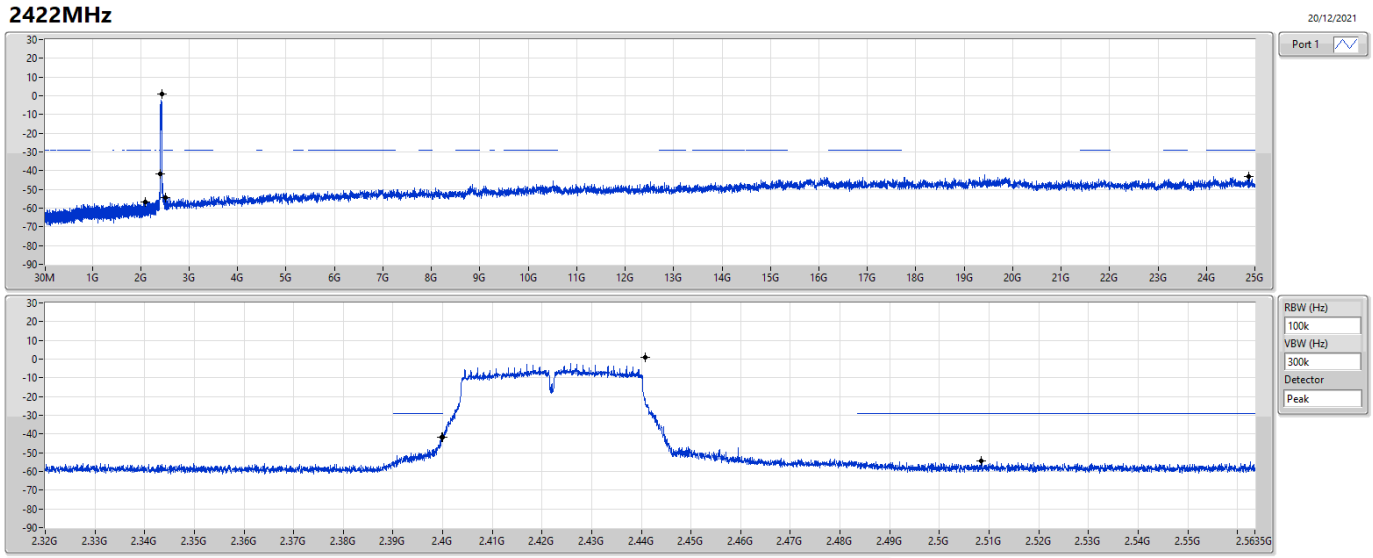

Ref(Hz)	Ref(dBm)	Limit(dBm)	Freq(Hz)	Level(dBm)	Freq(Hz)	Level(dBm)	Freq(Hz)	Level(dBm)	Freq(Hz)	Level(dBm)	Freq(Hz)	Level(dBm)	Port
2.44075G	1.04	-28.96	2.08728G	-56.52	2.39984G	-41.91	2.4G	-41.69	2.50846G	-54.59	24.86538G	-42.97	1

802.11n HT40_Nss1,(MCS0)_1TX **CSENdB**

2437MHz

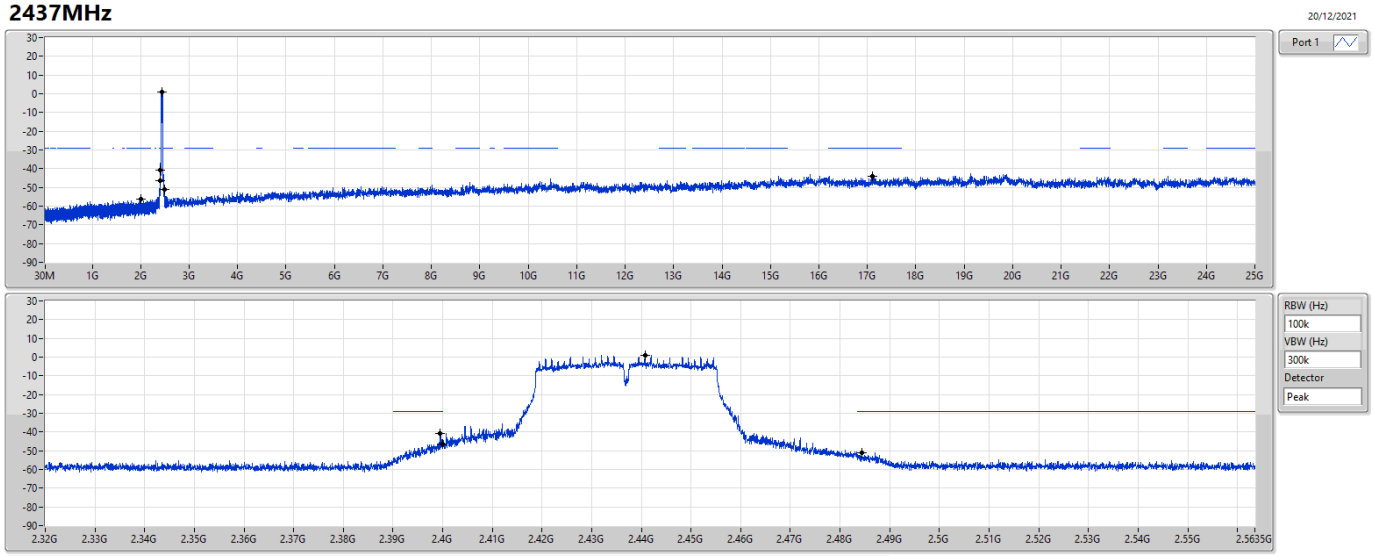

Ref(Hz)	Ref(dBm)	Limit(dBm)	Freq(Hz)	Level(dBm)	Freq(Hz)	Level(dBm)	Freq(Hz)	Level(dBm)	Freq(Hz)	Level(dBm)	Freq(Hz)	Level(dBm)	Port
2.44075G	1.04	-28.96	1.99568G	-56.34	2.39952G	-40.56	2.4G	-46.40	2.48438G	-51.11	17.10516G	-43.90	1

802.11n HT40_Nss1,(MCS0)_1TX **CSENdB**

2452MHz

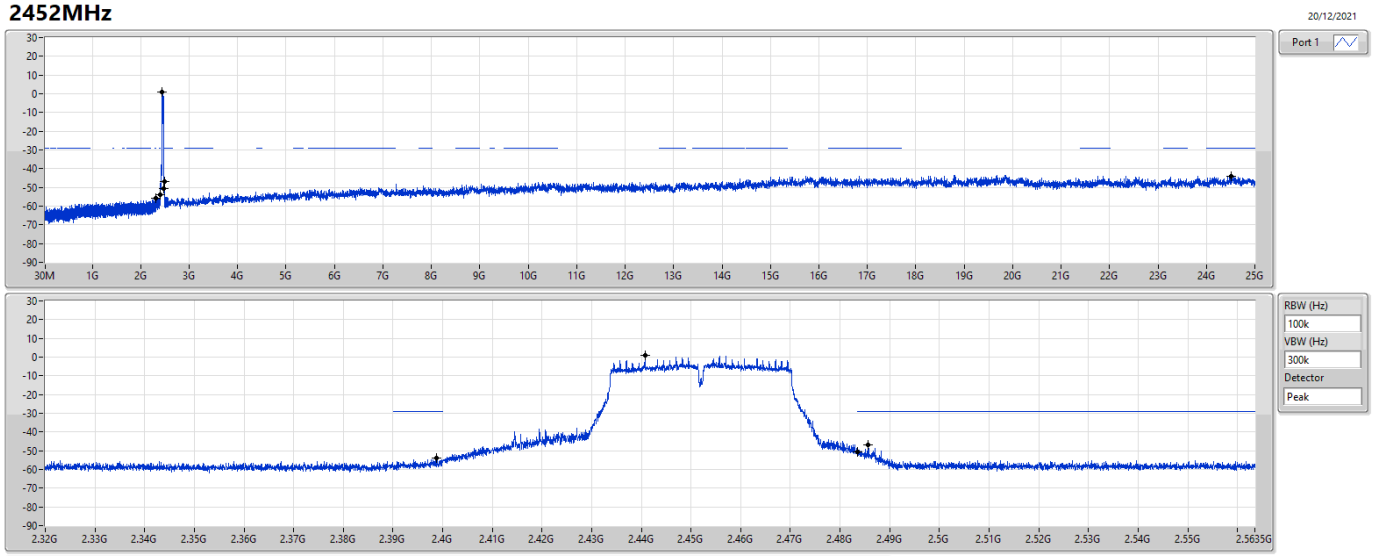

Ref(Hz)	Ref(dBm)	Limit(dBm)	Freq(Hz)	Level(dBm)	Freq(Hz)	Level(dBm)	Freq(Hz)	Level(dBm)	Freq(Hz)	Level(dBm)	Freq(Hz)	Level(dBm)	Port
2.44075G	1.04	-28.96	2.30368G	-55.78	2.39884G	-54.04	2.4835G	-50.73	2.4857G	-46.81	24.5064G	-44.04	1

Summary

Mode	Result	Type	Freq (Hz)	Level (dBuV/m)	Limit (dBuV/m)	Margin (dB)	Dist (m)	Condition	Azimuth (°)	Height (m)	Comments
2.4-2.4835GHz	-	-	-	-	-	-	-	-	-	-	-
802.11n HT40_Nss1,(MCS0)_1TX	Pass	PK	37.76M	29.83	40.00	-10.17	3	Vertical	0	1.00	-

Result

Mode	Result	Type	Freq (Hz)	Level (dBuV/m)	Limit (dBuV/m)	Margin (dB)	Dist (m)	Condition	Azimuth (°)	Height (m)	Comments
802.11n HT40_Nss1,(MCS0)_1TX	-	-	-	-	-	-	-	-	-	-	-
2437MHz	Pass	PK	37.76M	29.83	40.00	-10.17	3	Vertical	0	1.00	-
2437MHz	Pass	PK	90.14M	27.33	43.50	-16.17	3	Vertical	0	1.00	-
2437MHz	Pass	PK	146.4M	22.64	43.50	-20.86	3	Vertical	0	1.00	-
2437MHz	Pass	PK	270.56M	23.95	46.00	-22.05	3	Vertical	0	1.00	-
2437MHz	Pass	PK	371.44M	25.82	46.00	-20.18	3	Vertical	0	1.00	-
2437MHz	Pass	PK	464.56M	27.34	46.00	-18.66	3	Vertical	0	1.00	-
2437MHz	Pass	PK	148.34M	26.10	43.50	-17.40	3	Horizontal	360	1.00	-
2437MHz	Pass	PK	191.02M	24.82	43.50	-18.68	3	Horizontal	360	1.00	-
2437MHz	Pass	PK	274.44M	28.57	46.00	-17.43	3	Horizontal	360	1.00	-
2437MHz	Pass	PK	295.78M	26.53	46.00	-19.47	3	Horizontal	360	1.00	-
2437MHz	Pass	PK	418M	25.75	46.00	-20.25	3	Horizontal	360	1.00	-
2437MHz	Pass	PK	559.62M	27.38	46.00	-18.62	3	Horizontal	360	1.00	-

802.11n HT40_Nss1,(MCS0)_1TX

2437MHz_Adapter

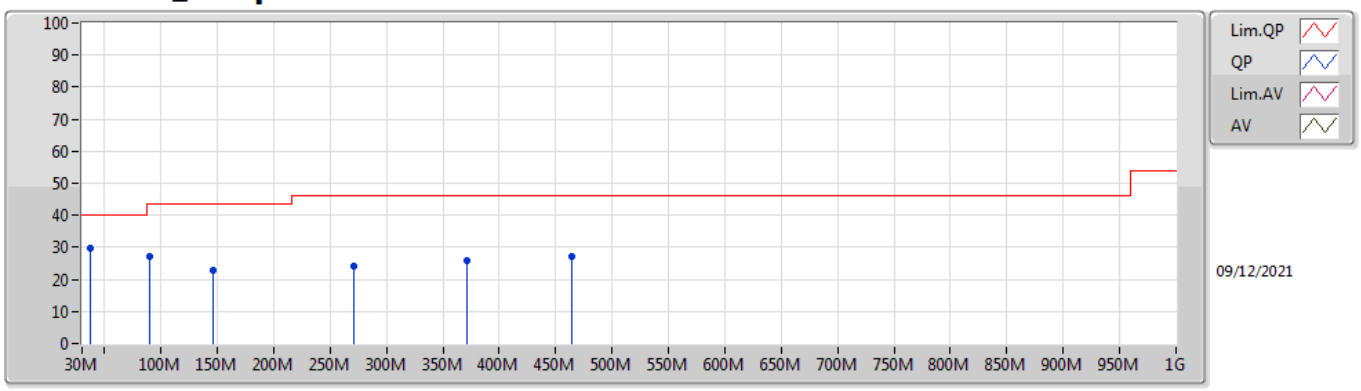

Type	Freq	Level	Limit	Margin	Factor	Dist	Condition	Azimuth	Height	Comment	Raw	AF	CL	PA
	(Hz)	(dBuV/m)	(dBuV/m)	(dB)	(dB)	(m)		(°)	(m)		(dBuV)	(dB)	(dB)	(dB)
PK	37.76M	29.83	40.00	-10.17	-7.39	3	Vertical	0	1.00	-	37.22	19.20	1.02	27.61
PK	90.14M	27.33	43.50	-16.17	-11.86	3	Vertical	0	1.00	-	39.19	14.03	1.58	27.47
PK	146.4M	22.64	43.50	-20.86	-9.53	3	Vertical	0	1.00	-	32.17	15.69	2.03	27.25
PK	270.56M	23.95	46.00	-22.05	-6.17	3	Vertical	0	1.00	-	30.12	17.81	2.77	26.75
PK	371.44M	25.82	46.00	-20.18	-3.80	3	Vertical	0	1.00	-	29.62	19.95	3.34	27.09
PK	464.56M	27.34	46.00	-18.66	-1.42	3	Vertical	0	1.00	-	28.76	22.56	3.74	27.72

802.11n HT40_Nss1,(MCS0)_1TX

2437MHz_Adapter

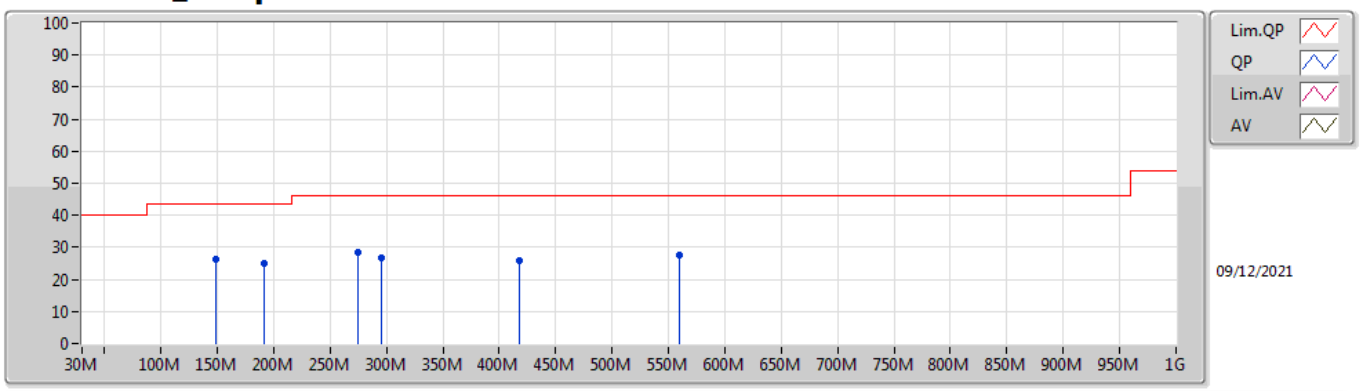

Type	Freq	Level	Limit	Margin	Factor	Dist	Condition	Azimuth	Height	Comment	Raw	AF	CL	PA
	(Hz)	(dBuV/m)	(dBuV/m)	(dB)	(dB)	(m)		(°)	(m)		(dBuV)	(dB)	(dB)	(dB)
PK	148.34M	26.10	43.50	-17.40	-9.66	3	Horizontal	360	1.00	-	35.76	15.54	2.05	27.25
PK	191.02M	24.82	43.50	-18.68	-10.65	3	Horizontal	360	1.00	-	35.47	14.11	2.33	27.09
PK	274.44M	28.57	46.00	-17.43	-6.18	3	Horizontal	360	1.00	-	34.75	17.78	2.79	26.75
PK	295.78M	26.53	46.00	-19.47	-5.70	3	Horizontal	360	1.00	-	32.23	18.18	2.90	26.78
PK	418M	25.75	46.00	-20.25	-2.10	3	Horizontal	360	1.00	-	27.85	21.80	3.53	27.43
PK	559.62M	27.38	46.00	-18.62	0.17	3	Horizontal	360	1.00	-	27.21	24.15	4.14	28.12

Summary

Mode	Result	Type	Freq (Hz)	Level (dBuV/m)	Limit (dBuV/m)	Margin (dB)	Dist (m)	Condition	Azimuth (°)	Height (m)	Comments
2.4-2.4835GHz	-	-	-	-	-	-	-	-	-	-	-
802.11b_Nss1,(1Mbps)_1TX	Pass	AV	4.92396G	50.78	54.00	-3.22	3	Horizontal	348	1.26	-
802.11g_Nss1,(6Mbps)_1TX	Pass	AV	2.4835G	50.85	54.00	-3.15	3	Horizontal	189	1.59	-
802.11n HT20_Nss1,(MCS0)_1TX	Pass	AV	2.4835G	50.85	54.00	-3.15	3	Horizontal	188	1.58	-
802.11n HT40_Nss1,(MCS0)_1TX	Pass	AV	2.4842G	50.86	54.00	-3.14	3	Horizontal	189	1.60	-

Result

Mode	Result	Type	Freq (Hz)	Level (dBuV/m)	Limit (dBuV/m)	Margin (dB)	Dist (m)	Condition	Azimuth (°)	Height (m)	Comments
802.11b_Nss1,(1Mbps)_1TX	-	-	-	-	-	-	-	-	-	-	-
2412MHz	Pass	AV	2.3892G	46.29	54.00	-7.71	3	Vertical	222	2.64	-
2412MHz	Pass	AV	2.4112G	91.57	Inf	-Inf	3	Vertical	222	2.64	-
2412MHz	Pass	PK	2.3652G	58.25	74.00	-15.75	3	Vertical	222	2.64	-
2412MHz	Pass	PK	2.4112G	94.15	Inf	-Inf	3	Vertical	222	2.64	-
2412MHz	Pass	AV	2.3886G	47.28	54.00	-6.72	3	Horizontal	198	1.08	-
2412MHz	Pass	AV	2.4112G	106.20	Inf	-Inf	3	Horizontal	198	1.08	-
2412MHz	Pass	PK	2.3634G	58.63	74.00	-15.37	3	Horizontal	198	1.08	-
2412MHz	Pass	PK	2.4112G	108.63	Inf	-Inf	3	Horizontal	198	1.08	-
2412MHz	Pass	AV	4.82396G	47.65	54.00	-6.35	3	Vertical	169	2.55	-
2412MHz	Pass	PK	4.82408G	51.02	74.00	-22.98	3	Vertical	169	2.55	-
2412MHz	Pass	AV	4.82396G	50.73	54.00	-3.27	3	Horizontal	184	1.32	-
2412MHz	Pass	PK	4.82404G	53.64	74.00	-20.36	3	Horizontal	184	1.32	-
2417MHz	Pass	AV	2.3898G	46.55	54.00	-7.45	3	Vertical	310	1.50	-
2417MHz	Pass	AV	2.4162G	94.65	Inf	-Inf	3	Vertical	310	1.50	-
2417MHz	Pass	PK	2.376G	57.88	74.00	-16.12	3	Vertical	310	1.50	-
2417MHz	Pass	PK	2.4162G	97.33	Inf	-Inf	3	Vertical	310	1.50	-
2417MHz	Pass	AV	2.39G	48.59	54.00	-5.41	3	Horizontal	188	1.48	-
2417MHz	Pass	AV	2.4162G	105.60	Inf	-Inf	3	Horizontal	188	1.48	-
2417MHz	Pass	PK	2.3878G	59.84	74.00	-14.16	3	Horizontal	188	1.48	-
2417MHz	Pass	PK	2.4162G	108.13	Inf	-Inf	3	Horizontal	188	1.48	-
2417MHz	Pass	AV	4.83396G	48.29	54.00	-5.71	3	Vertical	177	2.57	-
2417MHz	Pass	PK	4.83396G	52.00	74.00	-22.00	3	Vertical	177	2.57	-
2417MHz	Pass	AV	4.83396G	50.69	54.00	-3.31	3	Horizontal	201	1.01	-
2417MHz	Pass	PK	4.83396G	53.27	74.00	-20.73	3	Horizontal	201	1.01	-
2437MHz	Pass	AV	2.3894G	46.55	54.00	-7.45	3	Vertical	310	1.50	-
2437MHz	Pass	AV	2.4378G	96.64	Inf	-Inf	3	Vertical	310	1.50	-
2437MHz	Pass	AV	2.4994G	47.32	54.00	-6.68	3	Vertical	310	1.50	-
2437MHz	Pass	PK	2.3766G	57.61	74.00	-16.39	3	Vertical	310	1.50	-
2437MHz	Pass	PK	2.4382G	99.12	Inf	-Inf	3	Vertical	310	1.50	-
2437MHz	Pass	PK	2.499G	58.04	74.00	-15.96	3	Vertical	310	1.50	-
2437MHz	Pass	AV	2.3402G	48.51	54.00	-5.49	3	Horizontal	186	1.56	-
2437MHz	Pass	AV	2.4378G	108.09	Inf	-Inf	3	Horizontal	186	1.56	-
2437MHz	Pass	AV	2.4842G	48.25	54.00	-5.75	3	Horizontal	186	1.56	-
2437MHz	Pass	PK	2.3406G	60.25	74.00	-13.75	3	Horizontal	186	1.56	-
2437MHz	Pass	PK	2.4382G	110.86	Inf	-Inf	3	Horizontal	186	1.56	-
2437MHz	Pass	PK	2.4874G	58.51	74.00	-15.49	3	Horizontal	186	1.56	-
2437MHz	Pass	AV	4.87396G	47.89	54.00	-6.11	3	Vertical	177	2.56	-
2437MHz	Pass	PK	4.87396G	51.67	74.00	-22.33	3	Vertical	177	2.56	-
2437MHz	Pass	AV	4.87396G	50.67	54.00	-3.33	3	Horizontal	348	1.50	-
2437MHz	Pass	PK	4.87388G	53.54	74.00	-20.46	3	Horizontal	348	1.50	-
2457MHz	Pass	AV	2.4562G	101.88	Inf	-Inf	3	Vertical	149	2.98	-
2457MHz	Pass	AV	2.4996G	47.32	54.00	-6.68	3	Vertical	149	2.98	-
2457MHz	Pass	PK	2.4562G	104.74	Inf	-Inf	3	Vertical	149	2.98	-
2457MHz	Pass	PK	2.4936G	59.17	74.00	-14.83	3	Vertical	149	2.98	-
2457MHz	Pass	AV	2.4562G	105.10	Inf	-Inf	3	Horizontal	185	1.50	-
2457MHz	Pass	AV	2.498G	48.07	54.00	-5.93	3	Horizontal	185	1.50	-
2457MHz	Pass	PK	2.4562G	107.95	Inf	-Inf	3	Horizontal	185	1.50	-
2457MHz	Pass	PK	2.4906G	59.91	74.00	-14.09	3	Horizontal	185	1.50	-
2457MHz	Pass	AV	4.91396G	49.01	54.00	-4.99	3	Vertical	175	2.23	-
2457MHz	Pass	PK	4.91404G	52.52	74.00	-21.48	3	Vertical	175	2.23	-
2457MHz	Pass	AV	4.91396G	50.38	54.00	-3.62	3	Horizontal	345	1.34	-
2457MHz	Pass	PK	4.91388G	53.54	74.00	-20.46	3	Horizontal	345	1.34	-
2462MHz	Pass	AV	2.4628G	93.31	Inf	-Inf	3	Vertical	171	2.78	-
2462MHz	Pass	AV	2.4916G	47.54	54.00	-6.46	3	Vertical	171	2.78	-
2462MHz	Pass	PK	2.463G	95.84	Inf	-Inf	3	Vertical	171	2.78	-
2462MHz	Pass	PK	2.4924G	59.28	74.00	-14.72	3	Vertical	171	2.78	-
2462MHz	Pass	AV	2.464G	103.78	Inf	-Inf	3	Horizontal	186	1.50	-
2462MHz	Pass	AV	2.5G	48.08	54.00	-5.92	3	Horizontal	186	1.50	-
2462MHz	Pass	PK	2.463G	106.26	Inf	-Inf	3	Horizontal	186	1.50	-
2462MHz	Pass	PK	2.4864G	60.72	74.00	-13.28	3	Horizontal	186	1.50	-

Mode	Result	Type	Freq (Hz)	Level (dBuV/m)	Limit (dBuV/m)	Margin (dB)	Dist (m)	Condition	Azimuth (°)	Height (m)	Comments
2462MHz	Pass	AV	4.92396G	46.29	54.00	-7.71	3	Vertical	177	2.25	-
2462MHz	Pass	PK	4.9238G	50.46	74.00	-23.54	3	Vertical	177	2.25	-
2462MHz	Pass	AV	4.92396G	50.78	54.00	-3.22	3	Horizontal	348	1.26	-
2462MHz	Pass	PK	4.92388G	53.66	74.00	-20.34	3	Horizontal	348	1.26	-
802.11g_Nss1,(6Mbps)_1TX	-	-	-	-	-	-	-	-	-	-	-
2412MHz	Pass	AV	2.39G	46.55	54.00	-7.45	3	Vertical	330	1.94	-
2412MHz	Pass	AV	2.411G	92.31	Inf	-Inf	3	Vertical	330	1.94	-
2412MHz	Pass	PK	2.3846G	57.27	74.00	-16.73	3	Vertical	330	1.94	-
2412MHz	Pass	PK	2.4106G	100.91	Inf	-Inf	3	Vertical	330	1.94	-
2412MHz	Pass	AV	2.3898G	50.07	54.00	-3.93	3	Horizontal	186	1.63	-
2412MHz	Pass	AV	2.4112G	101.13	Inf	-Inf	3	Horizontal	186	1.63	-
2412MHz	Pass	PK	2.39G	61.27	74.00	-12.73	3	Horizontal	186	1.63	-
2412MHz	Pass	PK	2.4104G	109.57	Inf	-Inf	3	Horizontal	186	1.63	-
2412MHz	Pass	AV	4.80424G	34.31	54.00	-19.69	3	Vertical	190	1.05	-
2412MHz	Pass	PK	4.80552G	47.40	74.00	-26.60	3	Vertical	190	1.05	-
2412MHz	Pass	AV	4.82416G	36.46	54.00	-17.54	3	Horizontal	184	1.36	-
2412MHz	Pass	PK	4.82696G	48.95	74.00	-25.05	3	Horizontal	184	1.36	-
2417MHz	Pass	AV	2.39G	46.55	54.00	-7.45	3	Vertical	333	2.45	-
2417MHz	Pass	AV	2.4162G	90.55	Inf	-Inf	3	Vertical	333	2.45	-
2417MHz	Pass	PK	2.3702G	58.07	74.00	-15.93	3	Vertical	333	2.45	-
2417MHz	Pass	PK	2.4164G	98.98	Inf	-Inf	3	Vertical	333	2.45	-
2417MHz	Pass	AV	2.39G	50.24	54.00	-3.76	3	Horizontal	189	1.62	-
2417MHz	Pass	AV	2.416G	101.60	Inf	-Inf	3	Horizontal	189	1.62	-
2417MHz	Pass	PK	2.3898G	61.73	74.00	-12.27	3	Horizontal	189	1.62	-
2417MHz	Pass	PK	2.4146G	110.01	Inf	-Inf	3	Horizontal	189	1.62	-
2437MHz	Pass	AV	2.389G	46.55	54.00	-7.45	3	Vertical	311	1.25	-
2437MHz	Pass	AV	2.4378G	95.85	Inf	-Inf	3	Vertical	311	1.25	-
2437MHz	Pass	AV	2.4842G	47.51	54.00	-6.49	3	Vertical	311	1.25	-
2437MHz	Pass	PK	2.3482G	57.87	74.00	-16.13	3	Vertical	311	1.25	-
2437MHz	Pass	PK	2.441G	103.91	Inf	-Inf	3	Vertical	311	1.25	-
2437MHz	Pass	PK	2.4938G	59.36	74.00	-14.64	3	Vertical	311	1.25	-
2437MHz	Pass	AV	2.3898G	48.99	54.00	-5.01	3	Horizontal	189	1.59	-
2437MHz	Pass	AV	2.4378G	106.06	Inf	-Inf	3	Horizontal	189	1.59	-
2437MHz	Pass	AV	2.4835G	50.85	54.00	-3.15	3	Horizontal	189	1.59	-
2437MHz	Pass	PK	2.3414G	59.94	74.00	-14.06	3	Horizontal	189	1.59	-
2437MHz	Pass	PK	2.4378G	115.06	Inf	-Inf	3	Horizontal	189	1.59	-
2437MHz	Pass	PK	2.485G	61.20	74.00	-12.80	3	Horizontal	189	1.59	-
2437MHz	Pass	AV	4.87168G	34.98	54.00	-19.02	3	Vertical	282	1.52	-
2437MHz	Pass	PK	4.87576G	47.68	74.00	-26.32	3	Vertical	282	1.52	-
2437MHz	Pass	AV	4.872G	37.15	54.00	-16.85	3	Horizontal	178	1.37	-
2437MHz	Pass	PK	4.872G	49.75	74.00	-24.25	3	Horizontal	178	1.37	-
2457MHz	Pass	AV	2.4562G	89.14	Inf	-Inf	3	Vertical	307	1.17	-
2457MHz	Pass	AV	2.4992G	47.58	54.00	-6.42	3	Vertical	307	1.17	-
2457MHz	Pass	PK	2.4562G	97.18	Inf	-Inf	3	Vertical	307	1.17	-
2457MHz	Pass	PK	2.4882G	58.66	74.00	-15.34	3	Vertical	307	1.17	-
2457MHz	Pass	AV	2.4562G	103.29	Inf	-Inf	3	Horizontal	188	1.82	-
2457MHz	Pass	AV	2.4835G	50.85	54.00	-3.15	3	Horizontal	188	1.82	-
2457MHz	Pass	PK	2.4552G	111.89	Inf	-Inf	3	Horizontal	188	1.82	-
2457MHz	Pass	PK	2.4848G	61.90	74.00	-12.10	3	Horizontal	188	1.82	-
2462MHz	Pass	AV	2.4694G	87.11	Inf	-Inf	3	Vertical	315	1.28	-
2462MHz	Pass	AV	2.4846G	47.51	54.00	-6.49	3	Vertical	315	1.28	-
2462MHz	Pass	PK	2.4684G	95.60	Inf	-Inf	3	Vertical	315	1.28	-
2462MHz	Pass	PK	2.493G	59.42	74.00	-14.58	3	Vertical	315	1.28	-
2462MHz	Pass	AV	2.4628G	101.25	Inf	-Inf	3	Horizontal	187	1.52	-
2462MHz	Pass	AV	2.4835G	50.68	54.00	-3.32	3	Horizontal	187	1.52	-
2462MHz	Pass	PK	2.465G	109.80	Inf	-Inf	3	Horizontal	187	1.52	-
2462MHz	Pass	PK	2.484G	62.81	74.00	-11.19	3	Horizontal	187	1.52	-
2462MHz	Pass	AV	4.92208G	35.75	54.00	-18.25	3	Vertical	176	1.94	-
2462MHz	Pass	PK	4.92232G	48.40	74.00	-25.60	3	Vertical	176	1.94	-
2462MHz	Pass	AV	4.922G	36.43	54.00	-17.57	3	Horizontal	178	1.28	-
2462MHz	Pass	PK	4.92464G	48.75	74.00	-25.25	3	Horizontal	178	1.28	-
802.11n HT20_Nss1,(MCS0)_1TX	-	-	-	-	-	-	-	-	-	-	-

Mode	Result	Type	Freq (Hz)	Level (dBuV/m)	Limit (dBuV/m)	Margin (dB)	Dist (m)	Condition	Azimuth (°)	Height (m)	Comments
2412MHz	Pass	AV	2.364G	46.44	54.00	-7.56	3	Vertical	331	1.95	-
2412MHz	Pass	AV	2.4106G	89.69	Inf	-Inf	3	Vertical	331	1.95	-
2412MHz	Pass	PK	2.378G	58.49	74.00	-15.51	3	Vertical	331	1.95	-
2412MHz	Pass	PK	2.4108G	98.19	Inf	-Inf	3	Vertical	331	1.95	-
2412MHz	Pass	AV	2.39G	50.57	54.00	-3.43	3	Horizontal	187	1.61	-
2412MHz	Pass	AV	2.4106G	100.74	Inf	-Inf	3	Horizontal	187	1.61	-
2412MHz	Pass	PK	2.3898G	62.24	74.00	-11.76	3	Horizontal	187	1.61	-
2412MHz	Pass	PK	2.411G	109.55	Inf	-Inf	3	Horizontal	187	1.61	-
2412MHz	Pass	AV	4.7884G	36.11	54.00	-17.89	3	Vertical	190	1.50	-
2412MHz	Pass	PK	4.7972G	49.60	74.00	-24.40	3	Vertical	190	1.50	-
2412MHz	Pass	AV	4.8239G	35.80	54.00	-18.20	3	Horizontal	182	2.47	-
2412MHz	Pass	PK	4.8219G	48.83	74.00	-25.17	3	Horizontal	182	2.47	-
2417MHz	Pass	AV	2.3896G	46.55	54.00	-7.45	3	Vertical	334	2.45	-
2417MHz	Pass	AV	2.4156G	89.80	Inf	-Inf	3	Vertical	334	2.45	-
2417MHz	Pass	PK	2.372G	58.27	74.00	-15.73	3	Vertical	334	2.45	-
2417MHz	Pass	PK	2.416G	98.44	Inf	-Inf	3	Vertical	334	2.45	-
2417MHz	Pass	AV	2.39G	50.41	54.00	-3.59	3	Horizontal	189	1.62	-
2417MHz	Pass	AV	2.4156G	101.08	Inf	-Inf	3	Horizontal	189	1.62	-
2417MHz	Pass	PK	2.3894G	61.22	74.00	-12.78	3	Horizontal	189	1.62	-
2417MHz	Pass	PK	2.416G	110.12	Inf	-Inf	3	Horizontal	189	1.62	-
2437MHz	Pass	AV	2.389G	46.55	54.00	-7.45	3	Vertical	312	2.71	-
2437MHz	Pass	AV	2.4358G	91.42	Inf	-Inf	3	Vertical	312	2.71	-
2437MHz	Pass	AV	2.4846G	47.51	54.00	-6.49	3	Vertical	312	2.71	-
2437MHz	Pass	PK	2.3702G	58.00	74.00	-16.00	3	Vertical	312	2.71	-
2437MHz	Pass	PK	2.4374G	100.71	Inf	-Inf	3	Vertical	312	2.71	-
2437MHz	Pass	PK	2.4978G	59.18	74.00	-14.82	3	Vertical	312	2.71	-
2437MHz	Pass	AV	2.339G	49.10	54.00	-4.90	3	Horizontal	188	1.58	-
2437MHz	Pass	AV	2.4382G	105.47	Inf	-Inf	3	Horizontal	188	1.58	-
2437MHz	Pass	AV	2.4835G	50.85	54.00	-3.15	3	Horizontal	188	1.58	-
2437MHz	Pass	PK	2.3462G	60.55	74.00	-13.45	3	Horizontal	188	1.58	-
2437MHz	Pass	PK	2.4378G	114.47	Inf	-Inf	3	Horizontal	188	1.58	-
2437MHz	Pass	PK	2.4842G	61.90	74.00	-12.10	3	Horizontal	188	1.58	-
2437MHz	Pass	AV	4.87312G	34.70	54.00	-19.30	3	Vertical	291	1.00	-
2437MHz	Pass	PK	4.87024G	47.41	74.00	-26.59	3	Vertical	291	1.00	-
2437MHz	Pass	AV	4.8732G	36.64	54.00	-17.36	3	Horizontal	175	1.00	-
2437MHz	Pass	PK	4.8708G	48.99	74.00	-25.01	3	Horizontal	175	1.00	-
2457MHz	Pass	AV	2.4556G	87.49	Inf	-Inf	3	Vertical	307	1.17	-
2457MHz	Pass	AV	2.4964G	47.57	54.00	-6.43	3	Vertical	307	1.17	-
2457MHz	Pass	PK	2.456G	96.43	Inf	-Inf	3	Vertical	307	1.17	-
2457MHz	Pass	PK	2.4918G	59.09	74.00	-14.91	3	Vertical	307	1.17	-
2457MHz	Pass	AV	2.4488G	102.17	Inf	-Inf	3	Horizontal	186	1.60	-
2457MHz	Pass	AV	2.4835G	50.68	54.00	-3.32	3	Horizontal	186	1.60	-
2457MHz	Pass	PK	2.4532G	111.02	Inf	-Inf	3	Horizontal	186	1.60	-
2457MHz	Pass	PK	2.4854G	61.90	74.00	-12.10	3	Horizontal	186	1.60	-
2462MHz	Pass	AV	2.47G	87.09	Inf	-Inf	3	Vertical	205	1.02	-
2462MHz	Pass	AV	2.4864G	47.78	54.00	-6.22	3	Vertical	205	1.02	-
2462MHz	Pass	PK	2.466G	94.77	Inf	-Inf	3	Vertical	205	1.02	-
2462MHz	Pass	PK	2.4982G	59.58	74.00	-14.42	3	Vertical	205	1.02	-
2462MHz	Pass	AV	2.47G	100.16	Inf	-Inf	3	Horizontal	188	1.56	-
2462MHz	Pass	AV	2.4835G	50.85	54.00	-3.15	3	Horizontal	188	1.56	-
2462MHz	Pass	PK	2.466G	108.25	Inf	-Inf	3	Horizontal	188	1.56	-
2462MHz	Pass	PK	2.4842G	62.24	74.00	-11.76	3	Horizontal	188	1.56	-
2462MHz	Pass	AV	4.92416G	34.58	54.00	-19.42	3	Vertical	169	1.79	-
2462MHz	Pass	PK	4.92688G	46.94	74.00	-27.06	3	Vertical	169	1.79	-
2462MHz	Pass	AV	4.9212G	35.00	54.00	-19.00	3	Horizontal	178	1.55	-
2462MHz	Pass	PK	4.922G	47.98	74.00	-26.02	3	Horizontal	178	1.55	-
802.11n HT40_Nss1,(MCS0)_1TX	-	-	-	-	-	-	-	-	-	-	-
2422MHz	Pass	AV	2.388G	47.95	54.00	-6.05	3	Vertical	332	1.95	-
2422MHz	Pass	AV	2.4112G	81.15	Inf	-Inf	3	Vertical	332	1.95	-
2422MHz	Pass	AV	2.484G	48.69	54.00	-5.31	3	Vertical	332	1.95	-
2422MHz	Pass	PK	2.3616G	58.56	74.00	-15.44	3	Vertical	332	1.95	-
2422MHz	Pass	PK	2.4112G	88.89	Inf	-Inf	3	Vertical	332	1.95	-

Mode	Result	Type	Freq (Hz)	Level (dBuV/m)	Limit (dBuV/m)	Margin (dB)	Dist (m)	Condition	Azimuth (°)	Height (m)	Comments
2422MHz	Pass	PK	2.4924G	58.53	74.00	-15.47	3	Vertical	332	1.95	-
2422MHz	Pass	AV	2.3892G	50.72	54.00	-3.28	3	Horizontal	189	1.56	-
2422MHz	Pass	AV	2.4388G	92.11	Inf	-Inf	3	Horizontal	189	1.56	-
2422MHz	Pass	AV	2.4936G	49.59	54.00	-4.41	3	Horizontal	189	1.56	-
2422MHz	Pass	PK	2.3308G	60.51	74.00	-13.49	3	Horizontal	189	1.56	-
2422MHz	Pass	PK	2.4396G	100.30	Inf	-Inf	3	Horizontal	189	1.56	-
2422MHz	Pass	PK	2.4844G	59.26	74.00	-14.74	3	Horizontal	189	1.56	-
2422MHz	Pass	AV	4.82464G	34.55	54.00	-19.45	3	Vertical	0	2.45	-
2422MHz	Pass	PK	4.83728G	45.18	74.00	-28.82	3	Vertical	0	2.45	-
2422MHz	Pass	AV	4.84376G	33.59	54.00	-20.41	3	Horizontal	181	1.50	-
2422MHz	Pass	PK	4.84672G	44.09	74.00	-29.91	3	Horizontal	181	1.50	-
2427MHz	Pass	AV	2.361G	47.84	54.00	-6.16	3	Vertical	332	2.15	-
2427MHz	Pass	AV	2.4438G	81.85	Inf	-Inf	3	Vertical	332	2.15	-
2427MHz	Pass	AV	2.4926G	48.74	54.00	-5.26	3	Vertical	332	2.15	-
2427MHz	Pass	PK	2.3414G	57.95	74.00	-16.05	3	Vertical	332	2.15	-
2427MHz	Pass	PK	2.4442G	89.89	Inf	-Inf	3	Vertical	332	2.15	-
2427MHz	Pass	PK	2.485G	58.50	74.00	-15.50	3	Vertical	332	2.15	-
2427MHz	Pass	AV	2.3898G	50.57	54.00	-3.43	3	Horizontal	189	1.58	-
2427MHz	Pass	AV	2.4442G	93.51	Inf	-Inf	3	Horizontal	189	1.58	-
2427MHz	Pass	AV	2.4835G	49.74	54.00	-4.26	3	Horizontal	189	1.58	-
2427MHz	Pass	PK	2.3654G	60.02	74.00	-13.98	3	Horizontal	189	1.58	-
2427MHz	Pass	PK	2.4442G	101.73	Inf	-Inf	3	Horizontal	189	1.58	-
2427MHz	Pass	PK	2.4835G	60.24	74.00	-13.76	3	Horizontal	189	1.58	-
2437MHz	Pass	AV	2.3878G	48.16	54.00	-5.84	3	Vertical	312	2.71	-
2437MHz	Pass	AV	2.4386G	82.62	Inf	-Inf	3	Vertical	312	2.71	-
2437MHz	Pass	AV	2.487G	48.72	54.00	-5.28	3	Vertical	312	2.71	-
2437MHz	Pass	PK	2.3738G	57.53	74.00	-16.47	3	Vertical	312	2.71	-
2437MHz	Pass	PK	2.4386G	91.31	Inf	-Inf	3	Vertical	312	2.71	-
2437MHz	Pass	PK	2.499G	58.19	74.00	-15.81	3	Vertical	312	2.71	-
2437MHz	Pass	AV	2.343G	50.64	54.00	-3.36	3	Horizontal	189	1.60	-
2437MHz	Pass	AV	2.4418G	97.34	Inf	-Inf	3	Horizontal	189	1.60	-
2437MHz	Pass	AV	2.4842G	50.86	54.00	-3.14	3	Horizontal	189	1.60	-
2437MHz	Pass	PK	2.3894G	60.44	74.00	-13.56	3	Horizontal	189	1.60	-
2437MHz	Pass	PK	2.4422G	105.25	Inf	-Inf	3	Horizontal	189	1.60	-
2437MHz	Pass	PK	2.4878G	59.97	74.00	-14.03	3	Horizontal	189	1.60	-
2437MHz	Pass	AV	4.8848G	34.54	54.00	-19.46	3	Vertical	7	2.48	-
2437MHz	Pass	PK	4.85752G	45.07	74.00	-28.93	3	Vertical	7	2.48	-
2437MHz	Pass	AV	4.87408G	34.19	54.00	-19.81	3	Horizontal	179	1.49	-
2437MHz	Pass	PK	4.86944G	45.04	74.00	-28.96	3	Horizontal	179	1.49	-
2447MHz	Pass	AV	2.3818G	47.90	54.00	-6.10	3	Vertical	329	2.15	-
2447MHz	Pass	AV	2.4434G	86.47	Inf	-Inf	3	Vertical	329	2.15	-
2447MHz	Pass	AV	2.4978G	48.54	54.00	-5.46	3	Vertical	329	2.15	-
2447MHz	Pass	PK	2.3654G	58.32	74.00	-15.68	3	Vertical	329	2.15	-
2447MHz	Pass	PK	2.4446G	94.22	Inf	-Inf	3	Vertical	329	2.15	-
2447MHz	Pass	PK	2.4858G	59.70	74.00	-14.30	3	Vertical	329	2.15	-
2447MHz	Pass	AV	2.3486G	50.15	54.00	-3.85	3	Horizontal	189	1.60	-
2447MHz	Pass	AV	2.445G	97.67	Inf	-Inf	3	Horizontal	189	1.60	-
2447MHz	Pass	AV	2.4846G	50.86	54.00	-3.14	3	Horizontal	189	1.60	-
2447MHz	Pass	PK	2.3502G	59.82	74.00	-14.18	3	Horizontal	189	1.60	-
2447MHz	Pass	PK	2.4446G	105.46	Inf	-Inf	3	Horizontal	189	1.60	-
2447MHz	Pass	PK	2.487G	60.83	74.00	-13.17	3	Horizontal	189	1.60	-
2452MHz	Pass	AV	2.39G	47.74	54.00	-6.26	3	Vertical	327	2.57	-
2452MHz	Pass	AV	2.4496G	83.99	Inf	-Inf	3	Vertical	327	2.57	-
2452MHz	Pass	AV	2.4864G	48.49	54.00	-5.51	3	Vertical	327	2.57	-
2452MHz	Pass	PK	2.3528G	57.79	74.00	-16.21	3	Vertical	327	2.57	-
2452MHz	Pass	PK	2.454G	91.55	Inf	-Inf	3	Vertical	327	2.57	-
2452MHz	Pass	PK	2.4992G	58.64	74.00	-15.36	3	Vertical	327	2.57	-
2452MHz	Pass	AV	2.3628G	49.96	54.00	-4.04	3	Horizontal	188	1.61	-
2452MHz	Pass	AV	2.4472G	96.24	Inf	-Inf	3	Horizontal	188	1.61	-
2452MHz	Pass	AV	2.4844G	50.69	54.00	-3.31	3	Horizontal	188	1.61	-
2452MHz	Pass	PK	2.356G	59.68	74.00	-14.32	3	Horizontal	188	1.61	-
2452MHz	Pass	PK	2.4496G	103.73	Inf	-Inf	3	Horizontal	188	1.61	-

Mode	Result	Type	Freq (Hz)	Level (dBuV/m)	Limit (dBuV/m)	Margin (dB)	Dist (m)	Condition	Azimuth (°)	Height (m)	Comments
2452MHz	Pass	PK	2.4876G	59.79	74.00	-14.21	3	Horizontal	188	1.61	-
2452MHz	Pass	AV	4.9032G	34.30	54.00	-19.70	3	Vertical	6	2.48	-
2452MHz	Pass	PK	4.8912G	44.98	74.00	-29.02	3	Vertical	6	2.48	-
2452MHz	Pass	AV	4.91328G	34.27	54.00	-19.73	3	Horizontal	181	1.00	-
2452MHz	Pass	PK	4.89072G	44.84	74.00	-29.16	3	Horizontal	181	1.00	-

802.11b_Nss1,(1Mbps)_1TX

2412MHz_TX

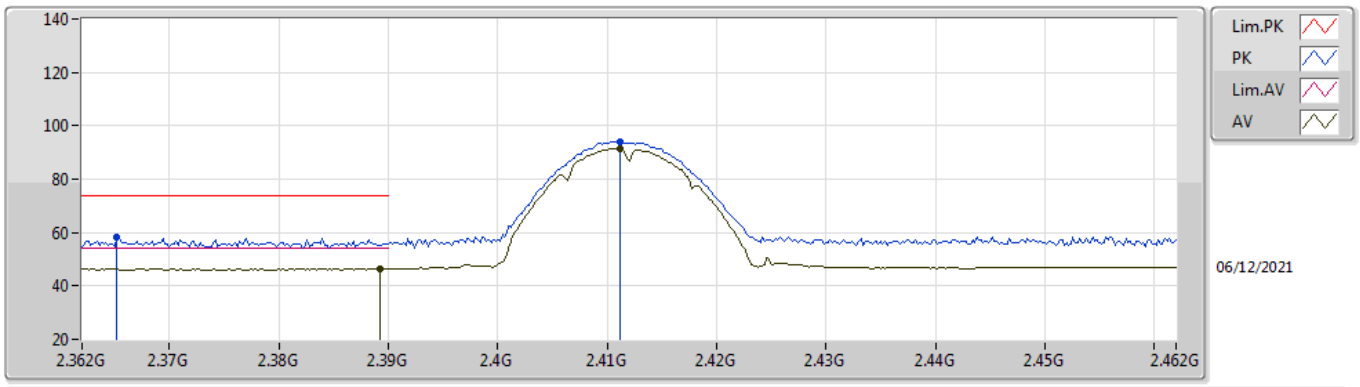

Type	Freq	Level	Limit	Margin	Factor	Dist	Condition	Azimuth	Height	Comment	Raw	AF	CL	PA
	(Hz)	(dBuV/m)	(dBuV/m)	(dB)	(dB)	(m)		(°)	(m)		(dBuV)	(dB)	(dB)	(dB)
AV	2.3892G	46.29	54.00	-7.71	31.75	3	Vertical	222	2.64	-	14.54	27.38	4.37	-
AV	2.4112G	91.57	Inf	-Inf	31.84	3	Vertical	222	2.64	-	59.73	27.44	4.40	-
PK	2.3652G	58.25	74.00	-15.75	31.67	3	Vertical	222	2.64	-	26.58	27.33	4.34	-
PK	2.4112G	94.15	Inf	-Inf	31.84	3	Vertical	222	2.64	-	62.31	27.44	4.40	-

802.11b_Nss1,(1Mbps)_1TX

2412MHz_TX

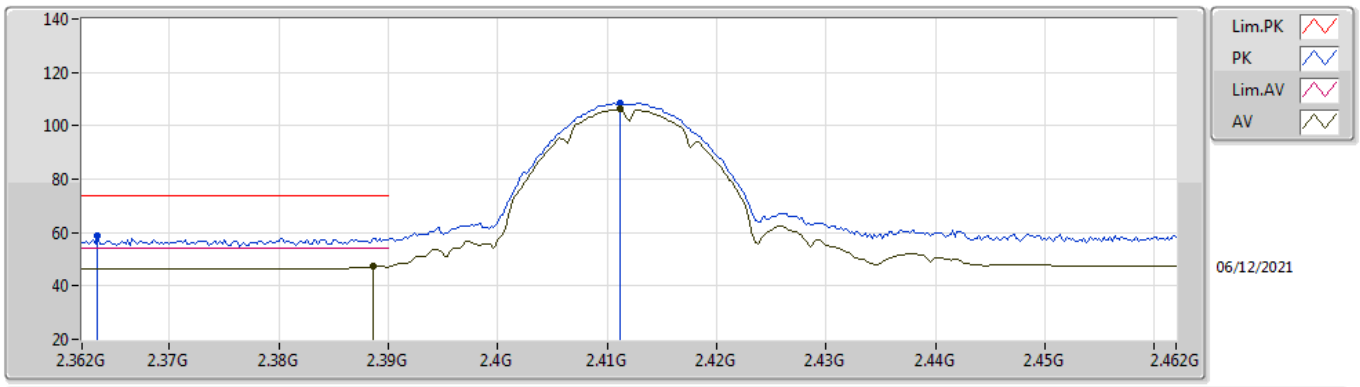

Type	Freq	Level	Limit	Margin	Factor	Dist	Condition	Azimuth	Height	Comment	Raw	AF	CL	PA
	(Hz)	(dBuV/m)	(dBuV/m)	(dB)	(dB)	(m)		(°)	(m)		(dBuV)	(dB)	(dB)	(dB)
AV	2.3886G	47.28	54.00	-6.72	31.75	3	Horizontal	198	1.08	-	15.53	27.38	4.37	-
AV	2.4112G	106.20	Inf	-Inf	31.84	3	Horizontal	198	1.08	-	74.36	27.44	4.40	-
PK	2.3634G	58.63	74.00	-15.37	31.67	3	Horizontal	198	1.08	-	26.96	27.33	4.34	-
PK	2.4112G	108.63	Inf	-Inf	31.84	3	Horizontal	198	1.08	-	76.79	27.44	4.40	-

802.11b_Nss1,(1Mbps)_1TX

2412MHz_TX

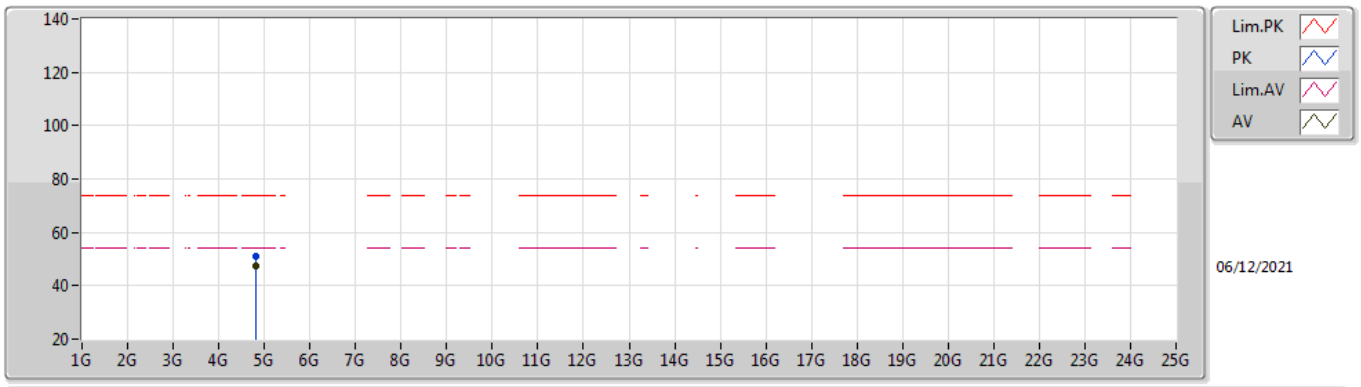

Type	Freq	Level	Limit	Margin	Factor	Dist	Condition	Azimuth	Height	Comment	Raw	AF	CL	PA
	(Hz)	(dBuV/m)	(dBuV/m)	(dB)	(dB)	(m)		(°)	(m)		(dBuV)	(dB)	(dB)	(dB)
AV	4.82396G	47.65	54.00	-6.35	4.42	3	Vertical	169	2.55	-	43.23	32.60	6.27	34.45
PK	4.82408G	51.02	74.00	-22.98	4.42	3	Vertical	169	2.55	-	46.60	32.60	6.27	34.45

802.11b_Nss1,(1Mbps)_1TX

2412MHz_TX

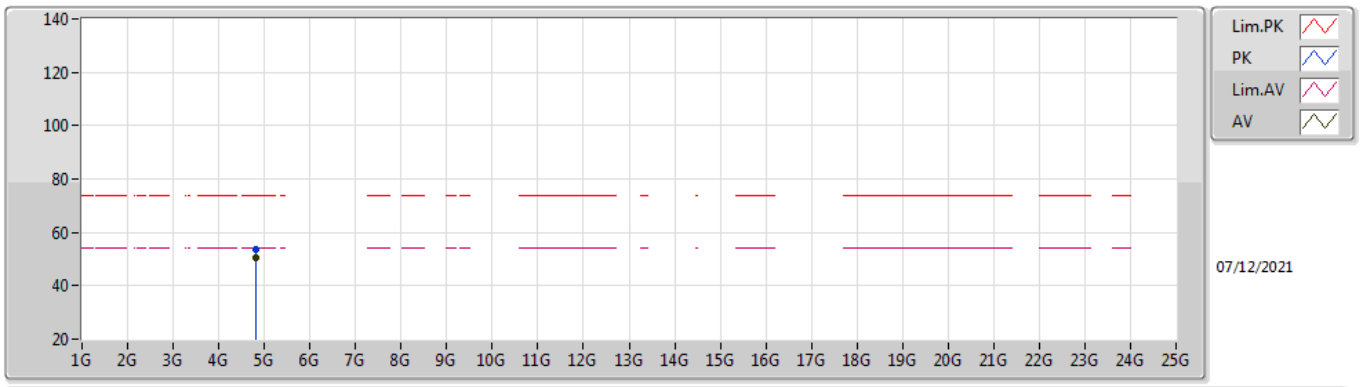

Type	Freq	Level	Limit	Margin	Factor	Dist	Condition	Azimuth	Height	Comment	Raw	AF	CL	PA
	(Hz)	(dBuV/m)	(dBuV/m)	(dB)	(dB)	(m)		(°)	(m)		(dBuV)	(dB)	(dB)	(dB)
AV	4.82396G	50.73	54.00	-3.27	4.42	3	Horizontal	184	1.32	-	46.31	32.60	6.27	34.45
PK	4.82404G	53.64	74.00	-20.36	4.42	3	Horizontal	184	1.32	-	49.22	32.60	6.27	34.45

802.11b_Nss1,(1Mbps)_1TX

2417MHz_TX

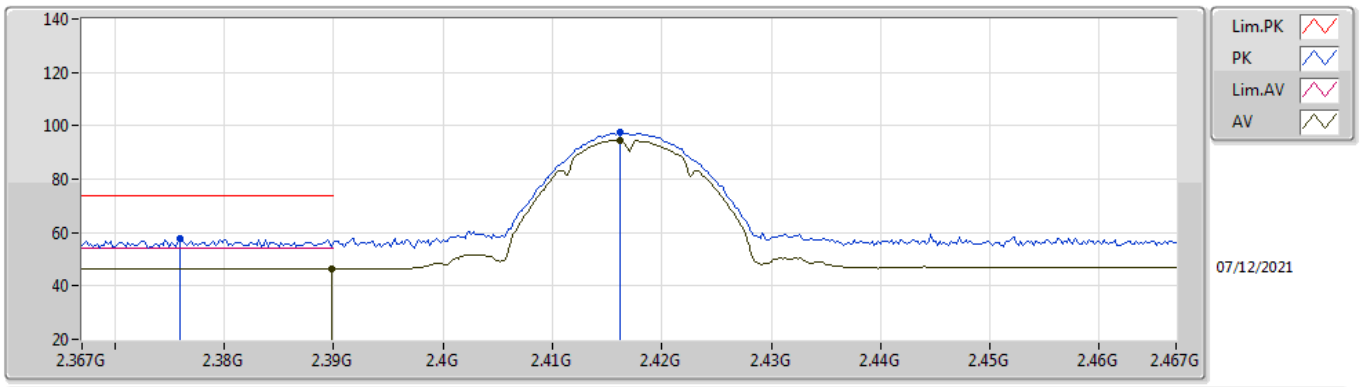

Type	Freq	Level	Limit	Margin	Factor	Dist	Condition	Azimuth	Height	Comment	Raw	AF	CL	PA
	(Hz)	(dBuV/m)	(dBuV/m)	(dB)	(dB)	(m)		(°)	(m)		(dBuV)	(dB)	(dB)	(dB)
AV	2.3898G	46.55	54.00	-7.45	31.75	3	Vertical	310	1.50	-	14.80	27.38	4.37	-
AV	2.4162G	94.65	Inf	-Inf	31.86	3	Vertical	310	1.50	-	62.79	27.46	4.40	-
PK	2.376G	57.88	74.00	-16.12	31.70	3	Vertical	310	1.50	-	26.18	27.35	4.35	-
PK	2.4162G	97.33	Inf	-Inf	31.86	3	Vertical	310	1.50	-	65.47	27.46	4.40	-

802.11b_Nss1,(1Mbps)_1TX

2417MHz_TX

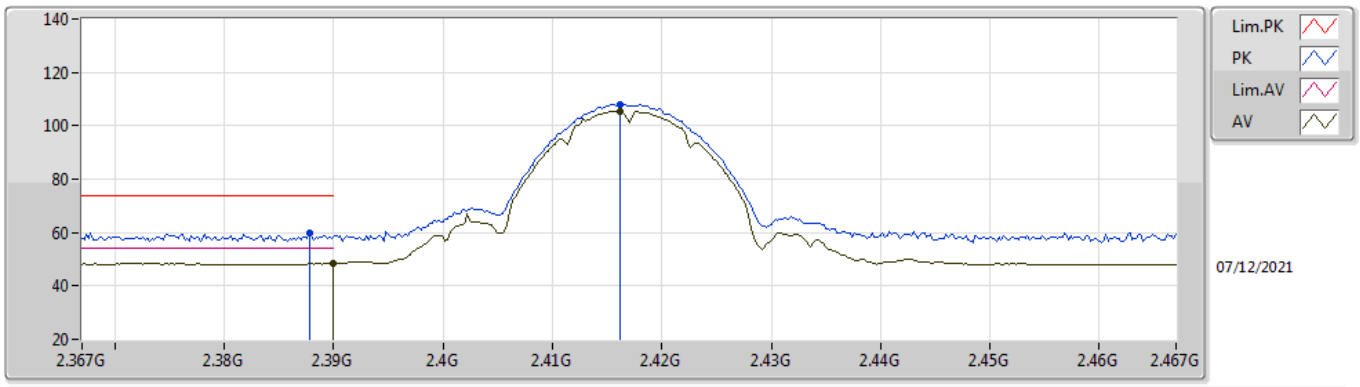

Type	Freq	Level	Limit	Margin	Factor	Dist	Condition	Azimuth	Height	Comment	Raw	AF	CL	PA
	(Hz)	(dBuV/m)	(dBuV/m)	(dB)	(dB)	(m)		(°)	(m)		(dBuV)	(dB)	(dB)	(dB)
AV	2.39G	48.59	54.00	-5.41	31.75	3	Horizontal	188	1.48	-	16.84	27.38	4.37	-
AV	2.4162G	105.60	Inf	-Inf	31.86	3	Horizontal	188	1.48	-	73.74	27.46	4.40	-
PK	2.3878G	59.84	74.00	-14.16	31.75	3	Horizontal	188	1.48	-	28.09	27.38	4.37	-
PK	2.4162G	108.13	Inf	-Inf	31.86	3	Horizontal	188	1.48	-	76.27	27.46	4.40	-

802.11b_Nss1,(1Mbps)_1TX

2417MHz_TX

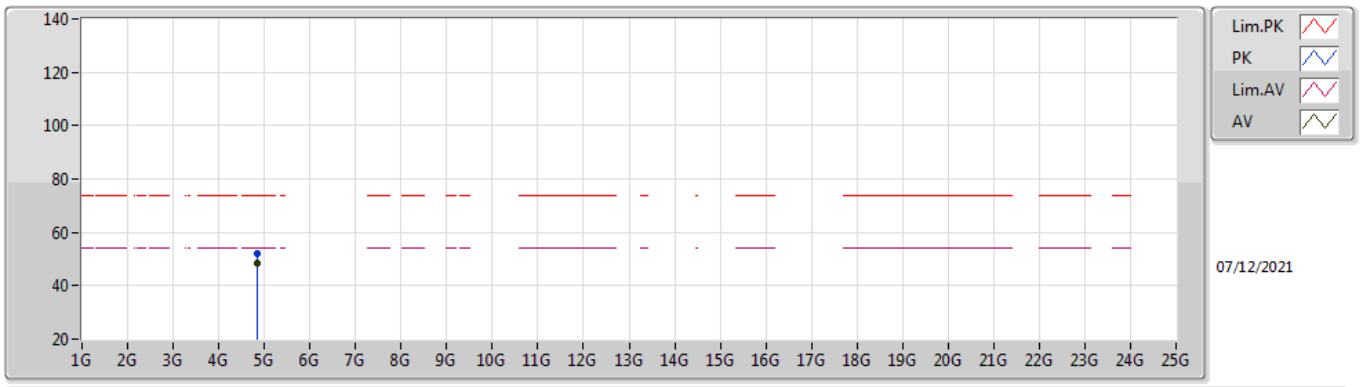

Type	Freq	Level	Limit	Margin	Factor	Dist	Condition	Azimuth	Height	Comment	Raw	AF	CL	PA
	(Hz)	(dBuV/m)	(dBuV/m)	(dB)	(dB)	(m)		(°)	(m)		(dBuV)	(dB)	(dB)	(dB)
AV	4.83396G	48.29	54.00	-5.71	4.47	3	Vertical	177	2.57	-	43.82	32.64	6.28	34.45
PK	4.83396G	52.00	74.00	-22.00	4.47	3	Vertical	177	2.57	-	47.53	32.64	6.28	34.45

802.11b_Nss1,(1Mbps)_1TX

2417MHz_TX

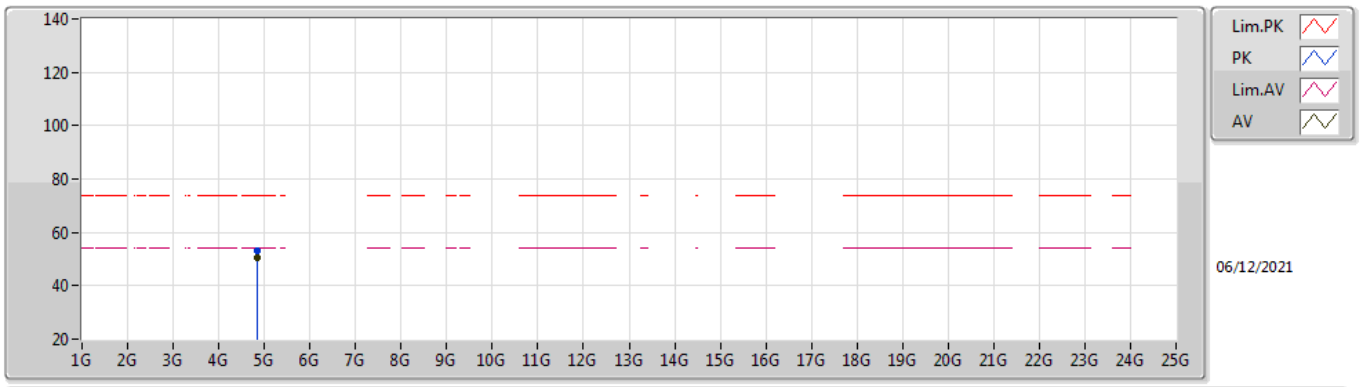

Type	Freq	Level	Limit	Margin	Factor	Dist	Condition	Azimuth	Height	Comment	Raw	AF	CL	PA
	(Hz)	(dBuV/m)	(dBuV/m)	(dB)	(dB)	(m)		(°)	(m)		(dBuV)	(dB)	(dB)	(dB)
AV	4.83396G	50.69	54.00	-3.31	4.47	3	Horizontal	201	1.01	-	46.22	32.64	6.28	34.45
PK	4.83396G	53.27	74.00	-20.73	4.47	3	Horizontal	201	1.01	-	48.80	32.64	6.28	34.45

802.11b_Nss1,(1Mbps)_1TX

2437MHz_TX

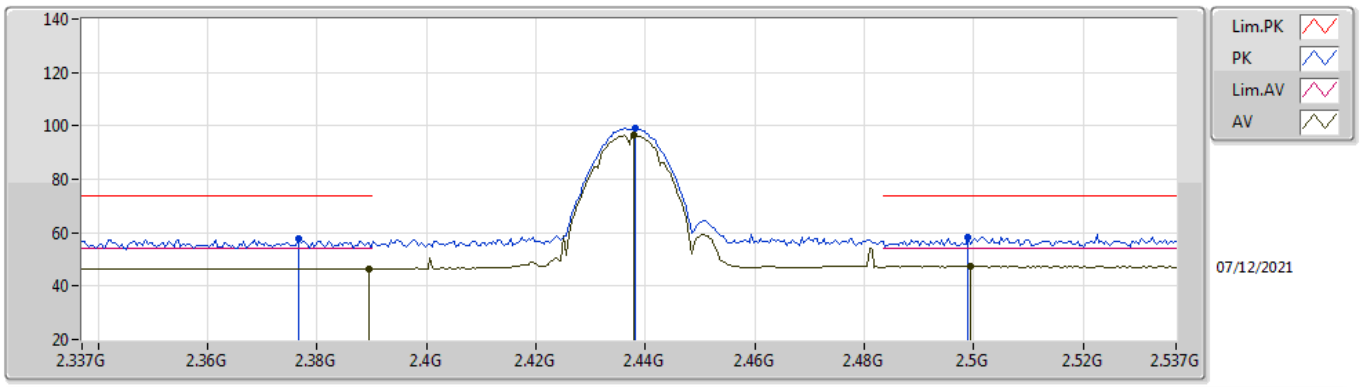

Type	Freq	Level	Limit	Margin	Factor	Dist	Condition	Azimuth	Height	Comment	Raw	AF	CL	PA
	(Hz)	(dBuV/m)	(dBuV/m)	(dB)	(dB)	(m)		(°)	(m)		(dBuV)	(dB)	(dB)	(dB)
AV	2.3894G	46.55	54.00	-7.45	31.75	3	Vertical	310	1.50	-	14.80	27.38	4.37	-
AV	2.4378G	96.64	Inf	-Inf	31.98	3	Vertical	310	1.50	-	64.66	27.55	4.43	-
AV	2.4994G	47.32	54.00	-6.68	32.42	3	Vertical	310	1.50	-	14.90	27.90	4.52	-
PK	2.3766G	57.61	74.00	-16.39	31.71	3	Vertical	310	1.50	-	25.90	27.35	4.36	-
PK	2.4382G	99.12	Inf	-Inf	31.99	3	Vertical	310	1.50	-	67.13	27.55	4.44	-
PK	2.499G	58.04	74.00	-15.96	32.41	3	Vertical	310	1.50	-	25.63	27.89	4.52	-

802.11b_Nss1,(1Mbps)_1TX

2437MHz_TX

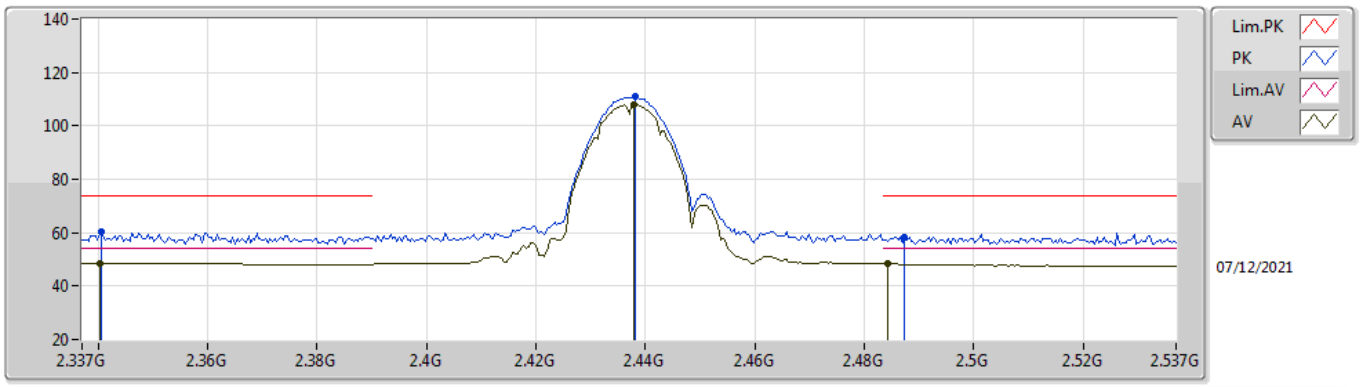

Type	Freq	Level	Limit	Margin	Factor	Dist	Condition	Azimuth	Height	Comment	Raw	AF	CL	PA
	(Hz)	(dBuV/m)	(dBuV/m)	(dB)	(dB)	(m)		(°)	(m)		(dBuV)	(dB)	(dB)	(dB)
AV	2.3402G	48.51	54.00	-5.49	31.58	3	Horizontal	186	1.56	-	16.93	27.26	4.32	-
AV	2.4378G	108.09	Inf	-Inf	31.98	3	Horizontal	186	1.56	-	76.11	27.55	4.43	-
AV	2.4842G	48.25	54.00	-5.75	32.31	3	Horizontal	186	1.56	-	15.94	27.81	4.50	-
PK	2.3406G	60.25	74.00	-13.75	31.58	3	Horizontal	186	1.56	-	28.67	27.26	4.32	-
PK	2.4382G	110.86	Inf	-Inf	31.99	3	Horizontal	186	1.56	-	78.87	27.55	4.44	-
PK	2.4874G	58.51	74.00	-15.49	32.33	3	Horizontal	186	1.56	-	26.18	27.82	4.51	-

802.11b_Nss1,(1Mbps)_1TX

2437MHz_TX

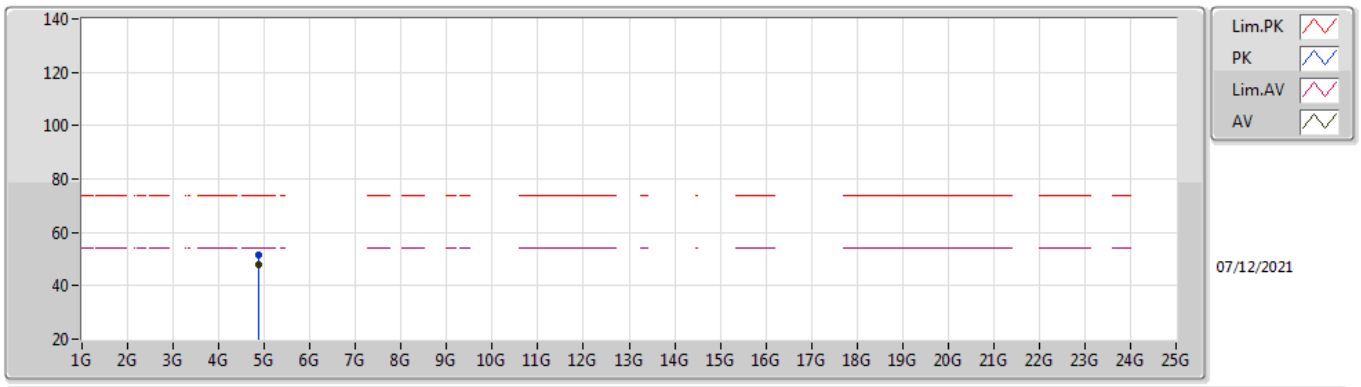

Type	Freq	Level	Limit	Margin	Factor	Dist	Condition	Azimuth	Height	Comment	Raw	AF	CL	PA
	(Hz)	(dBuV/m)	(dBuV/m)	(dB)	(dB)	(m)		(°)	(m)		(dBuV)	(dB)	(dB)	(dB)
AV	4.87396G	47.89	54.00	-6.11	4.61	3	Vertical	177	2.56	-	43.28	32.75	6.30	34.44
PK	4.87396G	51.67	74.00	-22.33	4.61	3	Vertical	177	2.56	-	47.06	32.75	6.30	34.44

802.11b_Nss1,(1Mbps)_1TX

2437MHz_TX

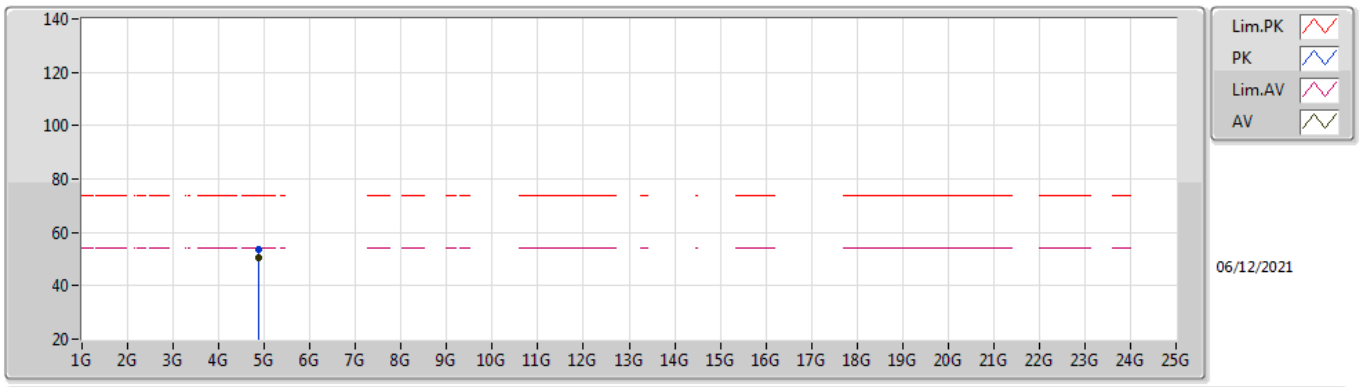

Type	Freq	Level	Limit	Margin	Factor	Dist	Condition	Azimuth	Height	Comment	Raw	AF	CL	PA
	(Hz)	(dBuV/m)	(dBuV/m)	(dB)	(dB)	(m)		(°)	(m)		(dBuV)	(dB)	(dB)	(dB)
AV	4.87396G	50.67	54.00	-3.33	4.61	3	Horizontal	348	1.50	-	46.06	32.75	6.30	34.44
PK	4.87388G	53.54	74.00	-20.46	4.61	3	Horizontal	348	1.50	-	48.93	32.75	6.30	34.44

802.11b_Nss1,(1Mbps)_1TX

2457MHz_TX

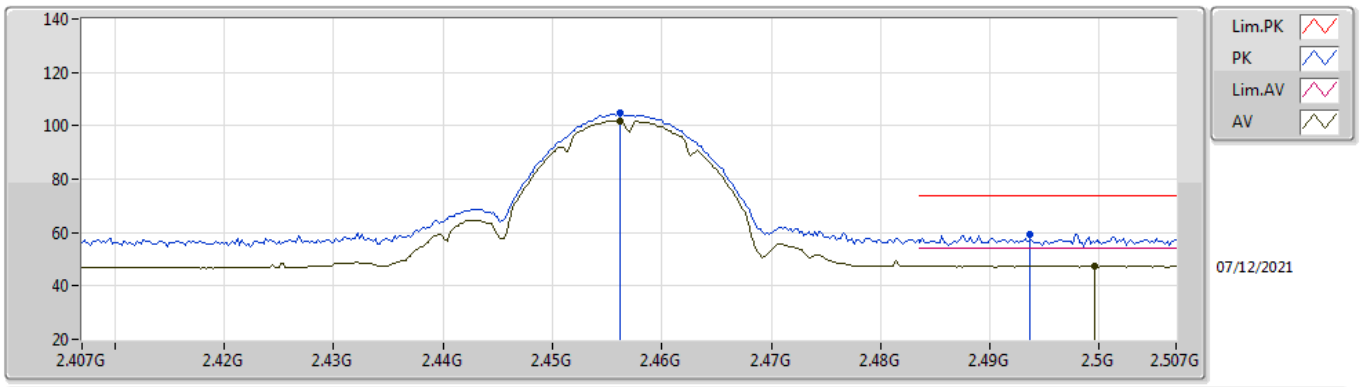

Type	Freq	Level	Limit	Margin	Factor	Dist	Condition	Azimuth	Height	Comment	Raw	AF	CL	PA
	(Hz)	(dBuV/m)	(dBuV/m)	(dB)	(dB)	(m)		(°)	(m)		(dBuV)	(dB)	(dB)	(dB)
AV	2.4562G	101.88	Inf	-Inf	32.10	3	Vertical	149	2.98	-	69.78	27.64	4.46	-
AV	2.4996G	47.32	54.00	-6.68	32.42	3	Vertical	149	2.98	-	14.90	27.90	4.52	-
PK	2.4562G	104.74	Inf	-Inf	32.10	3	Vertical	149	2.98	-	72.64	27.64	4.46	-
PK	2.4936G	59.17	74.00	-14.83	32.38	3	Vertical	149	2.98	-	26.79	27.86	4.52	-

802.11b_Nss1,(1Mbps)_1TX

2457MHz_TX

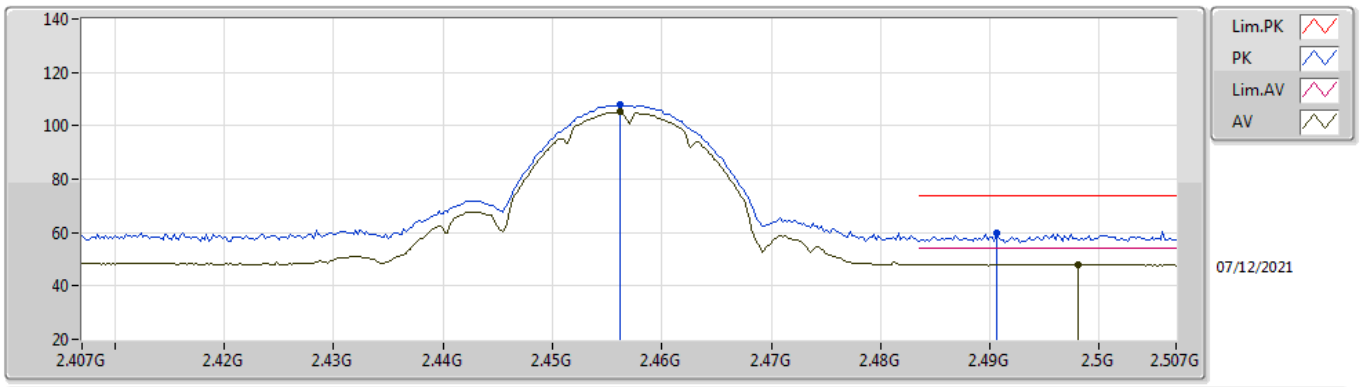

Type	Freq	Level	Limit	Margin	Factor	Dist	Condition	Azimuth	Height	Comment	Raw	AF	CL	PA
	(Hz)	(dBuV/m)	(dBuV/m)	(dB)	(dB)	(m)		(°)	(m)		(dBuV)	(dB)	(dB)	(dB)
AV	2.4562G	105.10	Inf	-Inf	32.10	3	Horizontal	185	1.50	-	73.00	27.64	4.46	-
AV	2.498G	48.07	54.00	-5.93	32.41	3	Horizontal	185	1.50	-	15.66	27.89	4.52	-
PK	2.4562G	107.95	Inf	-Inf	32.10	3	Horizontal	185	1.50	-	75.85	27.64	4.46	-
PK	2.4906G	59.91	74.00	-14.09	32.35	3	Horizontal	185	1.50	-	27.56	27.84	4.51	-

802.11b_Nss1,(1Mbps)_1TX

2457MHz_TX

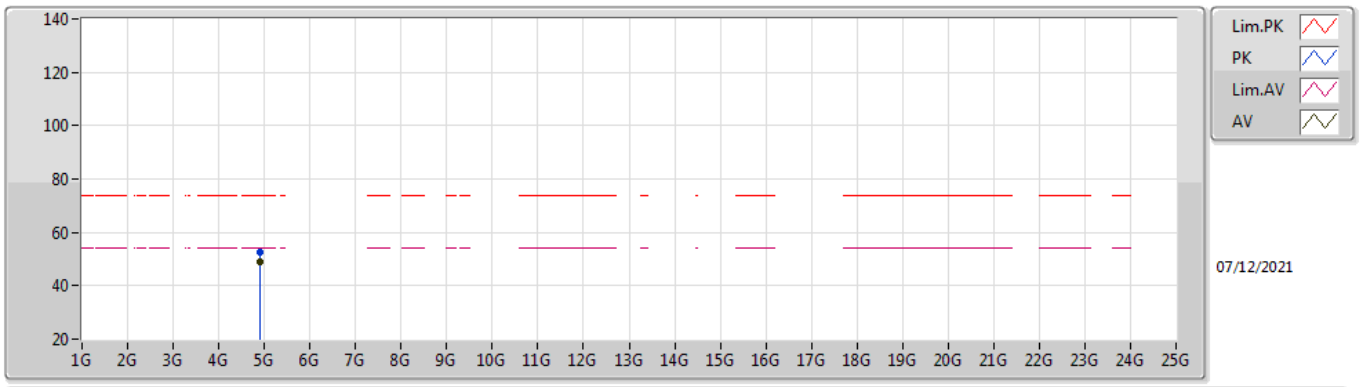

Type	Freq	Level	Limit	Margin	Factor	Dist	Condition	Azimuth	Height	Comment	Raw	AF	CL	PA
	(Hz)	(dBuV/m)	(dBuV/m)	(dB)	(dB)	(m)		(°)	(m)		(dBuV)	(dB)	(dB)	(dB)
AV	4.91396G	49.01	54.00	-4.99	4.77	3	Vertical	175	2.23	-	44.24	32.88	6.33	34.44
PK	4.91404G	52.52	74.00	-21.48	4.77	3	Vertical	175	2.23	-	47.75	32.88	6.33	34.44

802.11b_Nss1,(1Mbps)_1TX

2457MHz_TX

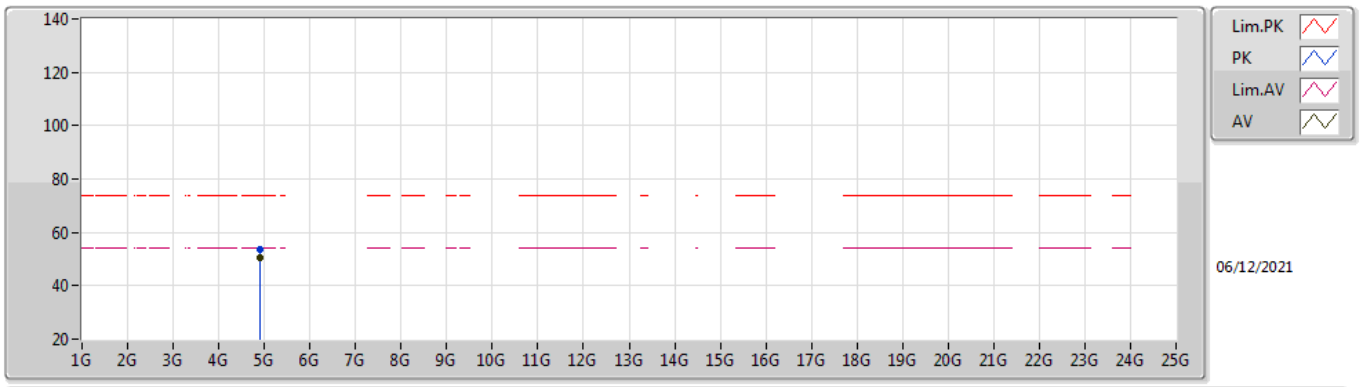

Type	Freq	Level	Limit	Margin	Factor	Dist	Condition	Azimuth	Height	Comment	Raw	AF	CL	PA
	(Hz)	(dBuV/m)	(dBuV/m)	(dB)	(dB)	(m)		(°)	(m)		(dBuV)	(dB)	(dB)	(dB)
AV	4.91396G	50.38	54.00	-3.62	4.77	3	Horizontal	345	1.34	-	45.61	32.88	6.33	34.44
PK	4.91388G	53.54	74.00	-20.46	4.77	3	Horizontal	345	1.34	-	48.77	32.88	6.33	34.44

802.11b_Nss1,(1Mbps)_1TX

2462MHz_TX

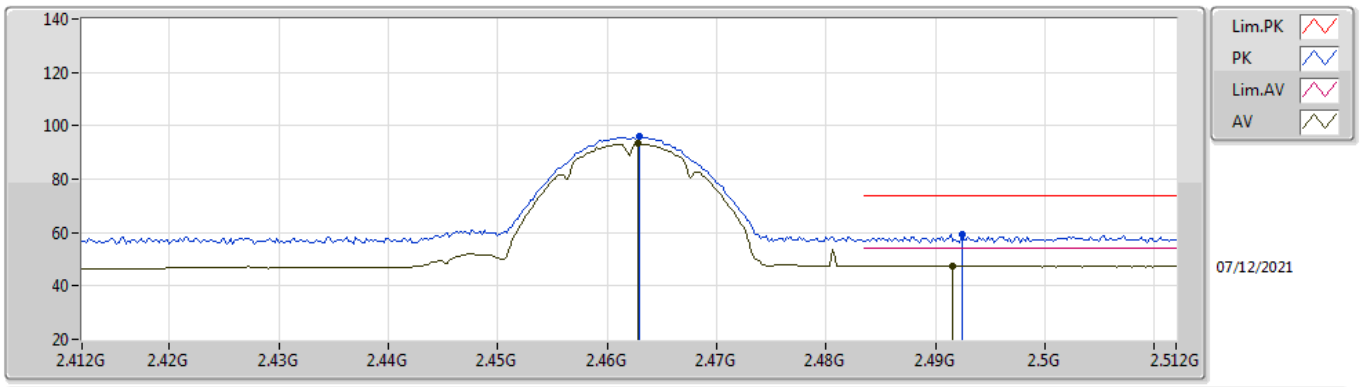

Type	Freq	Level	Limit	Margin	Factor	Dist	Condition	Azimuth	Height	Comment	Raw	AF	CL	PA
	(Hz)	(dBuV/m)	(dBuV/m)	(dB)	(dB)	(m)		(°)	(m)		(dBuV)	(dB)	(dB)	(dB)
AV	2.4628G	93.31	Inf	-Inf	32.15	3	Vertical	171	2.78	-	61.16	27.68	4.47	-
AV	2.4916G	47.54	54.00	-6.46	32.36	3	Vertical	171	2.78	-	15.18	27.85	4.51	-
PK	2.463G	95.84	Inf	-Inf	32.15	3	Vertical	171	2.78	-	63.69	27.68	4.47	-
PK	2.4924G	59.28	74.00	-14.72	32.36	3	Vertical	171	2.78	-	26.92	27.85	4.51	-

802.11b_Nss1,(1Mbps)_1TX

2462MHz_TX

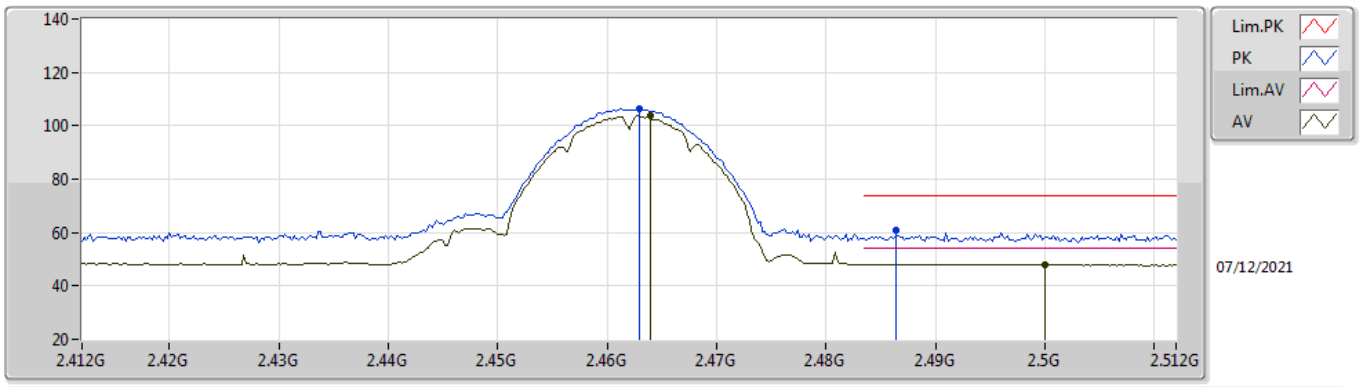

Type	Freq	Level	Limit	Margin	Factor	Dist	Condition	Azimuth	Height	Comment	Raw	AF	CL	PA
	(Hz)	(dBuV/m)	(dBuV/m)	(dB)	(dB)	(m)		(°)	(m)		(dBuV)	(dB)	(dB)	(dB)
AV	2.464G	103.78	Inf	-Inf	32.15	3	Horizontal	186	1.50	-	71.63	27.68	4.47	-
AV	2.5G	48.08	54.00	-5.92	32.43	3	Horizontal	186	1.50	-	15.65	27.90	4.53	-
PK	2.463G	106.26	Inf	-Inf	32.15	3	Horizontal	186	1.50	-	74.11	27.68	4.47	-
PK	2.4864G	60.72	74.00	-13.28	32.33	3	Horizontal	186	1.50	-	28.39	27.82	4.51	-

802.11b_Nss1,(1Mbps)_1TX

2462MHz_TX

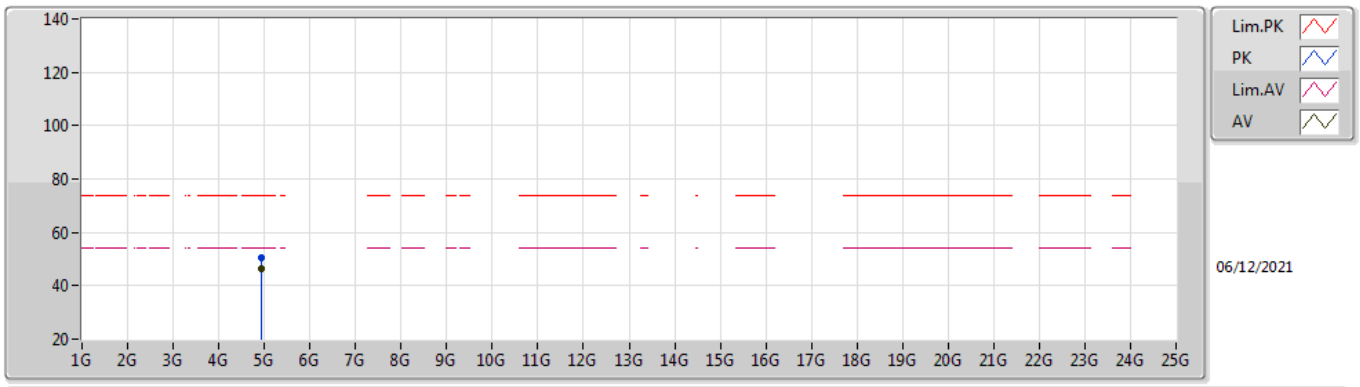

Type	Freq	Level	Limit	Margin	Factor	Dist	Condition	Azimuth	Height	Comment	Raw	AF	CL	PA
	(Hz)	(dBuV/m)	(dBuV/m)	(dB)	(dB)	(m)		(°)	(m)		(dBuV)	(dB)	(dB)	(dB)
AV	4.92396G	46.29	54.00	-7.71	4.83	3	Vertical	177	2.25	-	41.46	32.94	6.33	34.44
PK	4.9238G	50.46	74.00	-23.54	4.83	3	Vertical	177	2.25	-	45.63	32.94	6.33	34.44

802.11b_Nss1,(1Mbps)_1TX

2462MHz_TX

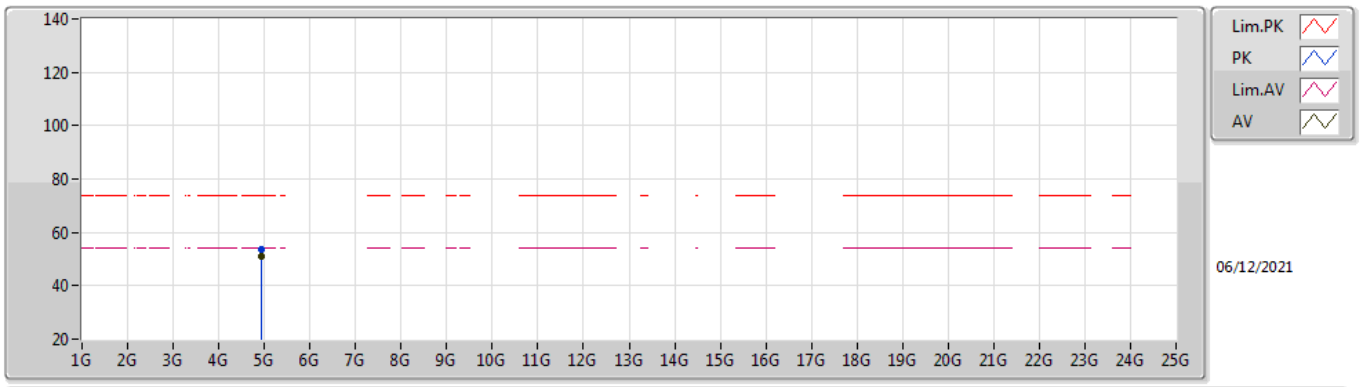

Type	Freq	Level	Limit	Margin	Factor	Dist	Condition	Azimuth	Height	Comment	Raw	AF	CL	PA
	(Hz)	(dBuV/m)	(dBuV/m)	(dB)	(dB)	(m)		(°)	(m)		(dBuV)	(dB)	(dB)	(dB)
AV	4.92396G	50.78	54.00	-3.22	4.83	3	Horizontal	348	1.26	-	45.95	32.94	6.33	34.44
PK	4.92388G	53.66	74.00	-20.34	4.83	3	Horizontal	348	1.26	-	48.83	32.94	6.33	34.44

802.11g_Nss1,(6Mbps)_1TX

2412MHz_TX

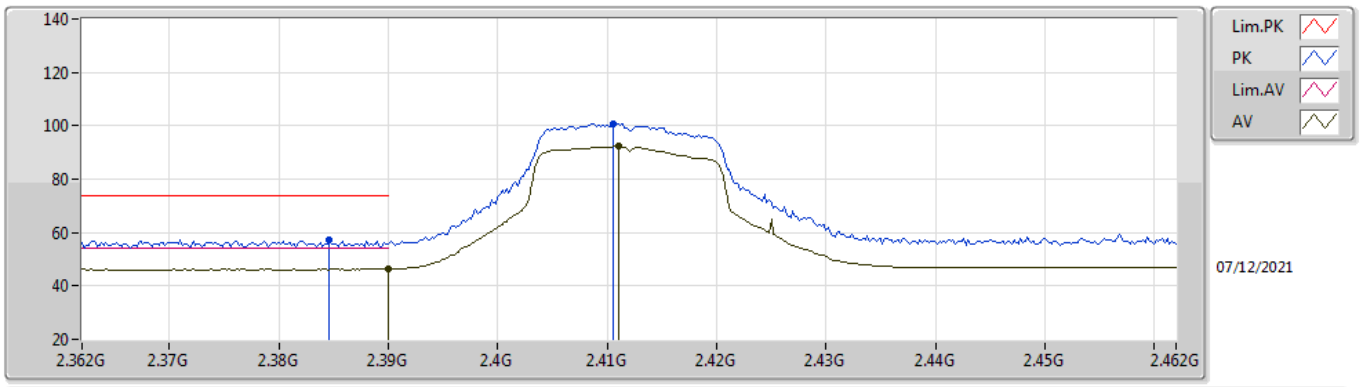

Type	Freq	Level	Limit	Margin	Factor	Dist	Condition	Azimuth	Height	Comment	Raw	AF	CL	PA
	(Hz)	(dBuV/m)	(dBuV/m)	(dB)	(dB)	(m)		(°)	(m)		(dBuV)	(dB)	(dB)	(dB)
AV	2.39G	46.55	54.00	-7.45	31.75	3	Vertical	330	1.94	-	14.80	27.38	4.37	-
AV	2.411G	92.31	Inf	-Inf	31.84	3	Vertical	330	1.94	-	60.47	27.44	4.40	-
PK	2.3846G	57.27	74.00	-16.73	31.73	3	Vertical	330	1.94	-	25.54	27.37	4.36	-
PK	2.4106G	100.91	Inf	-Inf	31.84	3	Vertical	330	1.94	-	69.07	27.44	4.40	-

802.11g_Nss1,(6Mbps)_1TX

2412MHz_TX

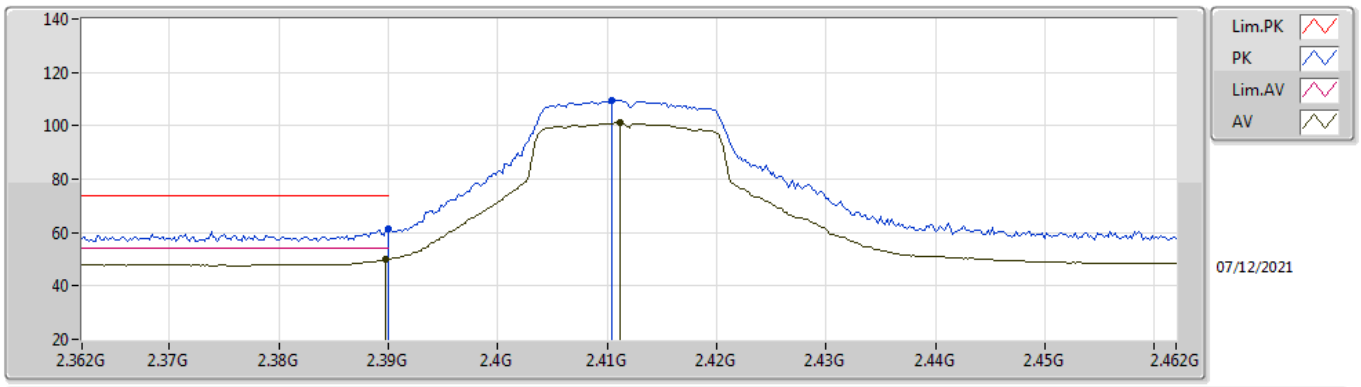

Type	Freq	Level	Limit	Margin	Factor	Dist	Condition	Azimuth	Height	Comment	Raw	AF	CL	PA
	(Hz)	(dBuV/m)	(dBuV/m)	(dB)	(dB)	(m)		(°)	(m)		(dBuV)	(dB)	(dB)	(dB)
AV	2.3898G	50.07	54.00	-3.93	31.75	3	Horizontal	186	1.63	-	18.32	27.38	4.37	-
AV	2.4112G	101.13	Inf	-Inf	31.84	3	Horizontal	186	1.63	-	69.29	27.44	4.40	-
PK	2.39G	61.27	74.00	-12.73	31.75	3	Horizontal	186	1.63	-	29.52	27.38	4.37	-
PK	2.4104G	109.57	Inf	-Inf	31.84	3	Horizontal	186	1.63	-	77.73	27.44	4.40	-

802.11g_Nss1,(6Mbps)_1TX

2412MHz_TX

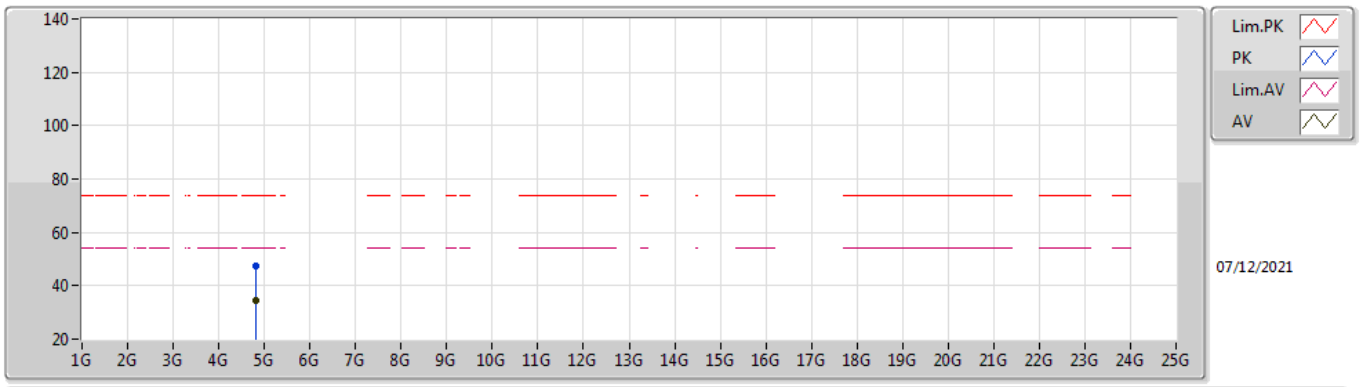

Type	Freq	Level	Limit	Margin	Factor	Dist	Condition	Azimuth	Height	Comment	Raw	AF	CL	PA
	(Hz)	(dBuV/m)	(dBuV/m)	(dB)	(dB)	(m)		(°)	(m)		(dBuV)	(dB)	(dB)	(dB)
AV	4.80424G	34.31	54.00	-19.69	4.33	3	Vertical	190	1.05	-	29.98	32.52	6.26	34.45
PK	4.80552G	47.40	74.00	-26.60	4.33	3	Vertical	190	1.05	-	43.07	32.52	6.26	34.45

802.11g_Nss1,(6Mbps)_1TX

2412MHz_TX

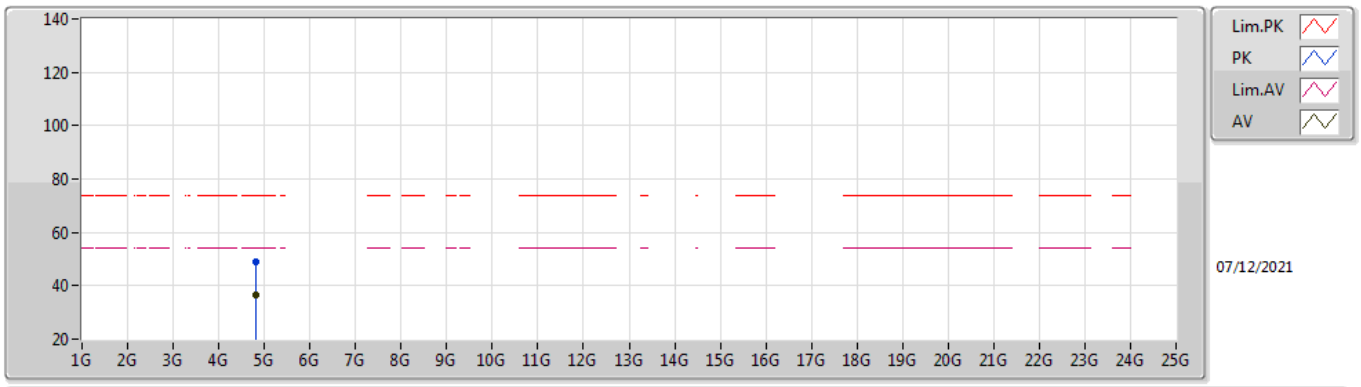

Type	Freq	Level	Limit	Margin	Factor	Dist	Condition	Azimuth	Height	Comment	Raw	AF	CL	PA
	(Hz)	(dBuV/m)	(dBuV/m)	(dB)	(dB)	(m)		(°)	(m)		(dBuV)	(dB)	(dB)	(dB)
AV	4.82416G	36.46	54.00	-17.54	4.42	3	Horizontal	184	1.36	-	32.04	32.60	6.27	34.45
PK	4.82696G	48.95	74.00	-25.05	4.44	3	Horizontal	184	1.36	-	44.51	32.61	6.28	34.45

802.11g_Nss1,(6Mbps)_1TX

2417MHz_TX

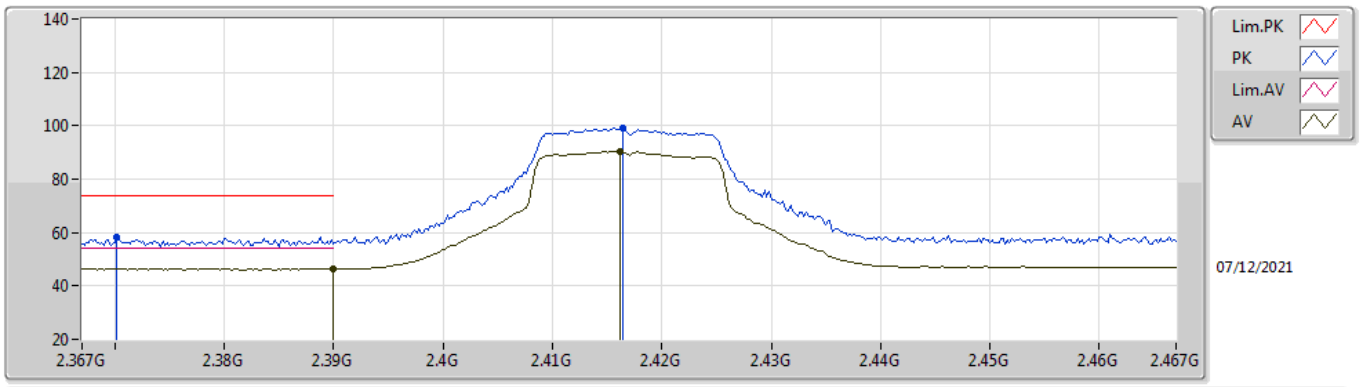

Type	Freq	Level	Limit	Margin	Factor	Dist	Condition	Azimuth	Height	Comment	Raw	AF	CL	PA
	(Hz)	(dBuV/m)	(dBuV/m)	(dB)	(dB)	(m)		(°)	(m)		(dBuV)	(dB)	(dB)	(dB)
AV	2.39G	46.55	54.00	-7.45	31.75	3	Vertical	333	2.45	-	14.80	27.38	4.37	-
AV	2.4162G	90.55	Inf	-Inf	31.86	3	Vertical	333	2.45	-	58.69	27.46	4.40	-
PK	2.3702G	58.07	74.00	-15.93	31.69	3	Vertical	333	2.45	-	26.38	27.34	4.35	-
PK	2.4164G	98.98	Inf	-Inf	31.87	3	Vertical	333	2.45	-	67.11	27.47	4.40	-

802.11g_Nss1,(6Mbps)_1TX

2417MHz_TX

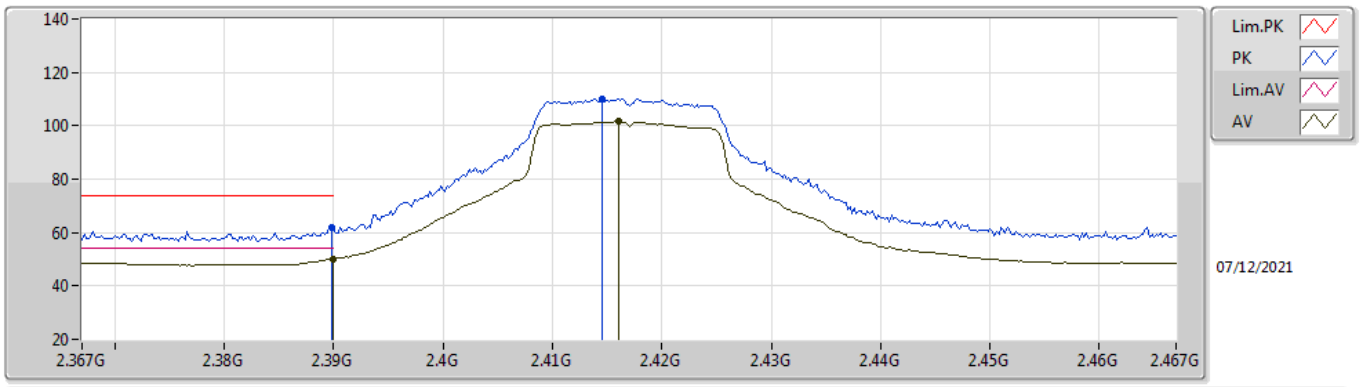

Type	Freq	Level	Limit	Margin	Factor	Dist	Condition	Azimuth	Height	Comment	Raw	AF	CL	PA
	(Hz)	(dBuV/m)	(dBuV/m)	(dB)	(dB)	(m)		(°)	(m)		(dBuV)	(dB)	(dB)	(dB)
AV	2.39G	50.24	54.00	-3.76	31.75	3	Horizontal	189	1.62	-	18.49	27.38	4.37	-
AV	2.416G	101.60	Inf	-Inf	31.86	3	Horizontal	189	1.62	-	69.74	27.46	4.40	-
PK	2.3898G	61.73	74.00	-12.27	31.75	3	Horizontal	189	1.62	-	29.98	27.38	4.37	-
PK	2.4146G	110.01	Inf	-Inf	31.86	3	Horizontal	189	1.62	-	78.15	27.46	4.40	-

802.11g_Nss1,(6Mbps)_1TX

2437MHz_TX

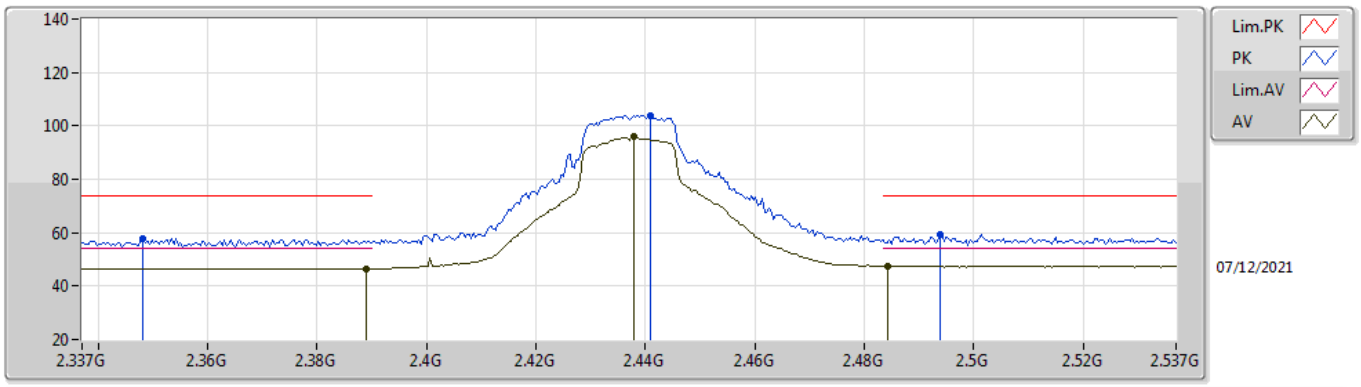

Type	Freq	Level	Limit	Margin	Factor	Dist	Condition	Azimuth	Height	Comment	Raw	AF	CL	PA
	(Hz)	(dBuV/m)	(dBuV/m)	(dB)	(dB)	(m)		(°)	(m)		(dBuV)	(dB)	(dB)	(dB)
AV	2.389G	46.55	54.00	-7.45	31.75	3	Vertical	311	1.25	-	14.80	27.38	4.37	-
AV	2.4378G	95.85	Inf	-Inf	31.98	3	Vertical	311	1.25	-	63.87	27.55	4.43	-
AV	2.4842G	47.51	54.00	-6.49	32.31	3	Vertical	311	1.25	-	15.20	27.81	4.50	-
PK	2.3482G	57.87	74.00	-16.13	31.62	3	Vertical	311	1.25	-	26.25	27.29	4.33	-
PK	2.441G	103.91	Inf	-Inf	32.00	3	Vertical	311	1.25	-	71.91	27.56	4.44	-
PK	2.4938G	59.36	74.00	-14.64	32.38	3	Vertical	311	1.25	-	26.98	27.86	4.52	-

802.11g_Nss1,(6Mbps)_1TX

2437MHz_TX

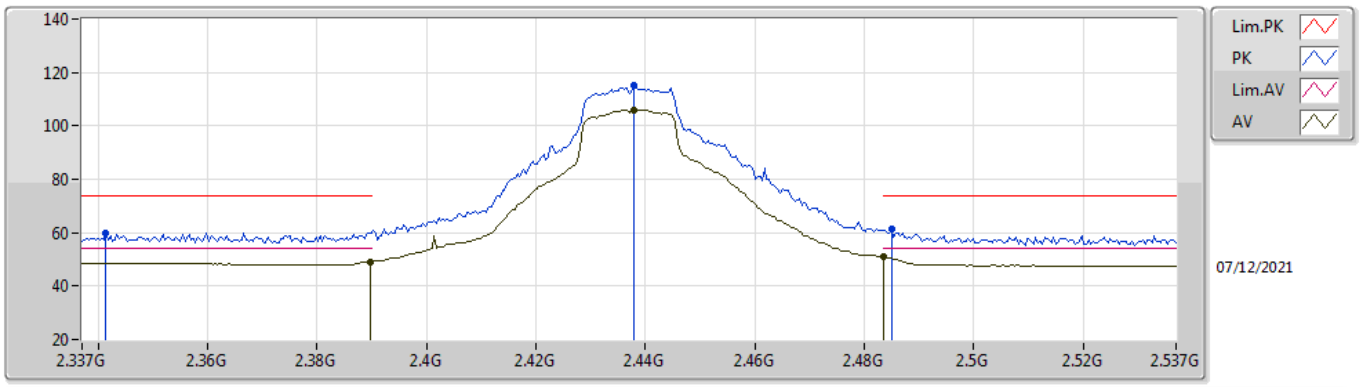

Type	Freq	Level	Limit	Margin	Factor	Dist	Condition	Azimuth	Height	Comment	Raw	AF	CL	PA
	(Hz)	(dBuV/m)	(dBuV/m)	(dB)	(dB)	(m)		(°)	(m)		(dBuV)	(dB)	(dB)	(dB)
AV	2.3898G	48.99	54.00	-5.01	31.75	3	Horizontal	189	1.59	-	17.24	27.38	4.37	-
AV	2.4378G	106.06	Inf	-Inf	31.98	3	Horizontal	189	1.59	-	74.08	27.55	4.43	-
AV	2.4835G	50.85	54.00	-3.15	32.30	3	Horizontal	189	1.59	-	18.55	27.80	4.50	-
PK	2.3414G	59.94	74.00	-14.06	31.59	3	Horizontal	189	1.59	-	28.35	27.27	4.32	-
PK	2.4378G	115.06	Inf	-Inf	31.98	3	Horizontal	189	1.59	-	83.08	27.55	4.43	-
PK	2.485G	61.20	74.00	-12.80	32.31	3	Horizontal	189	1.59	-	28.89	27.81	4.50	-

802.11g_Nss1,(6Mbps)_1TX

2437MHz_TX

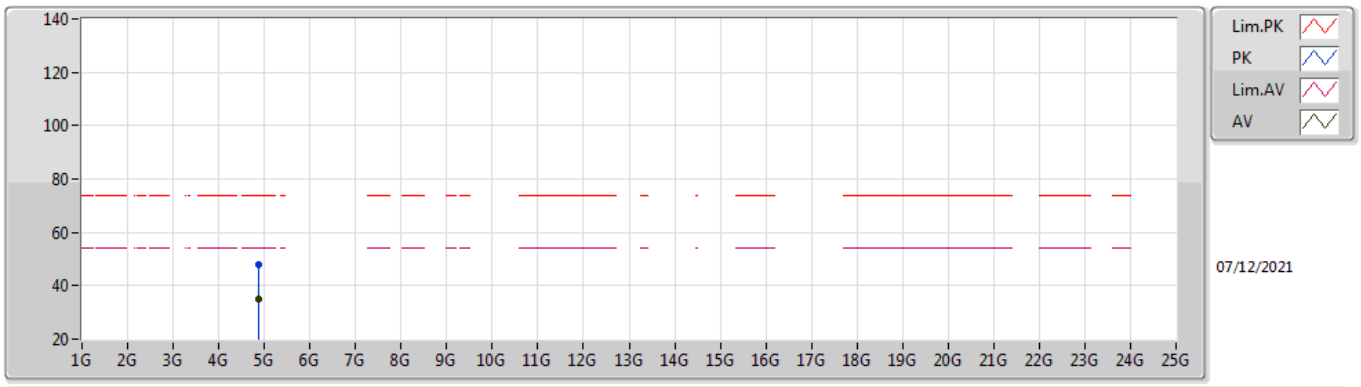

Type	Freq	Level	Limit	Margin	Factor	Dist	Condition	Azimuth	Height	Comment	Raw	AF	CL	PA
	(Hz)	(dBuV/m)	(dBuV/m)	(dB)	(dB)	(m)		(°)	(m)		(dBuV)	(dB)	(dB)	(dB)
AV	4.87168G	34.98	54.00	-19.02	4.60	3	Vertical	282	1.52	-	30.38	32.74	6.30	34.44
PK	4.87576G	47.68	74.00	-26.32	4.62	3	Vertical	282	1.52	-	43.06	32.75	6.31	34.44

802.11g_Nss1,(6Mbps)_1TX

2437MHz_TX

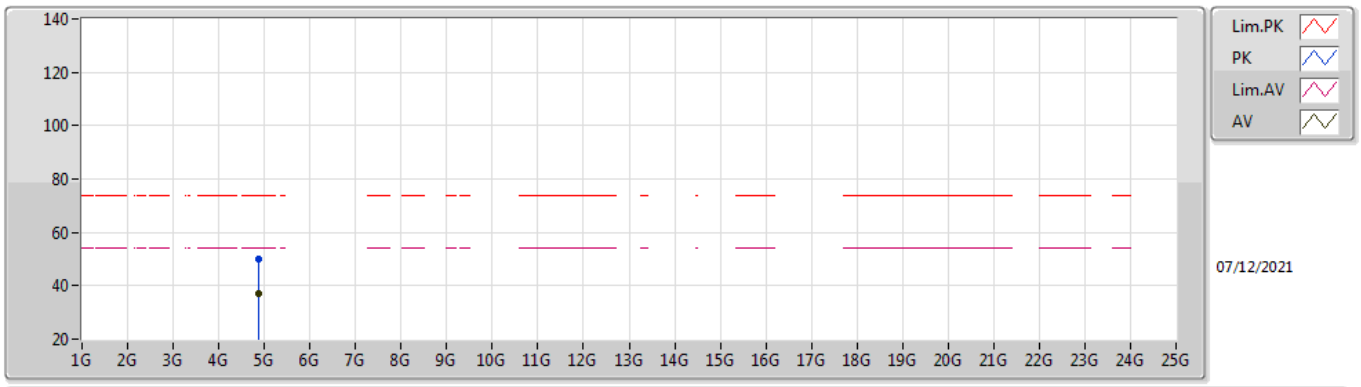

Type	Freq	Level	Limit	Margin	Factor	Dist	Condition	Azimuth	Height	Comment	Raw	AF	CL	PA
	(Hz)	(dBuV/m)	(dBuV/m)	(dB)	(dB)	(m)		(°)	(m)		(dBuV)	(dB)	(dB)	(dB)
AV	4.872G	37.15	54.00	-16.85	4.60	3	Horizontal	178	1.37	-	32.55	32.74	6.30	34.44
PK	4.872G	49.75	74.00	-24.25	4.60	3	Horizontal	178	1.37	-	45.15	32.74	6.30	34.44

802.11g_Nss1,(6Mbps)_1TX

2457MHz_TX

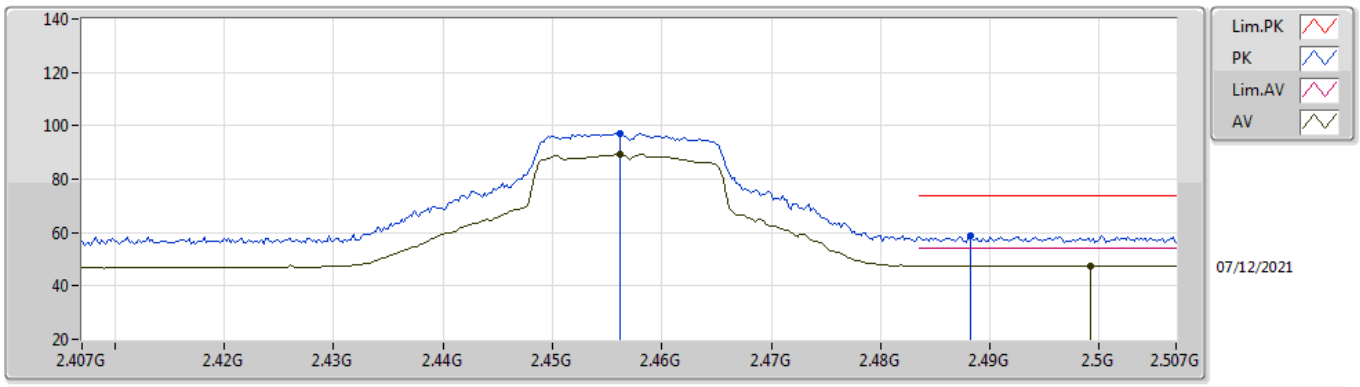

Type	Freq	Level	Limit	Margin	Factor	Dist	Condition	Azimuth	Height	Comment	Raw	AF	CL	PA
	(Hz)	(dBuV/m)	(dBuV/m)	(dB)	(dB)	(m)		(°)	(m)		(dBuV)	(dB)	(dB)	(dB)
AV	2.4562G	89.14	Inf	-Inf	32.10	3	Vertical	307	1.17	-	57.04	27.64	4.46	-
AV	2.4992G	47.58	54.00	-6.42	32.42	3	Vertical	307	1.17	-	15.16	27.90	4.52	-
PK	2.4562G	97.18	Inf	-Inf	32.10	3	Vertical	307	1.17	-	65.08	27.64	4.46	-
PK	2.4882G	58.66	74.00	-15.34	32.34	3	Vertical	307	1.17	-	26.32	27.83	4.51	-

802.11g_Nss1,(6Mbps)_1TX

2457MHz_TX

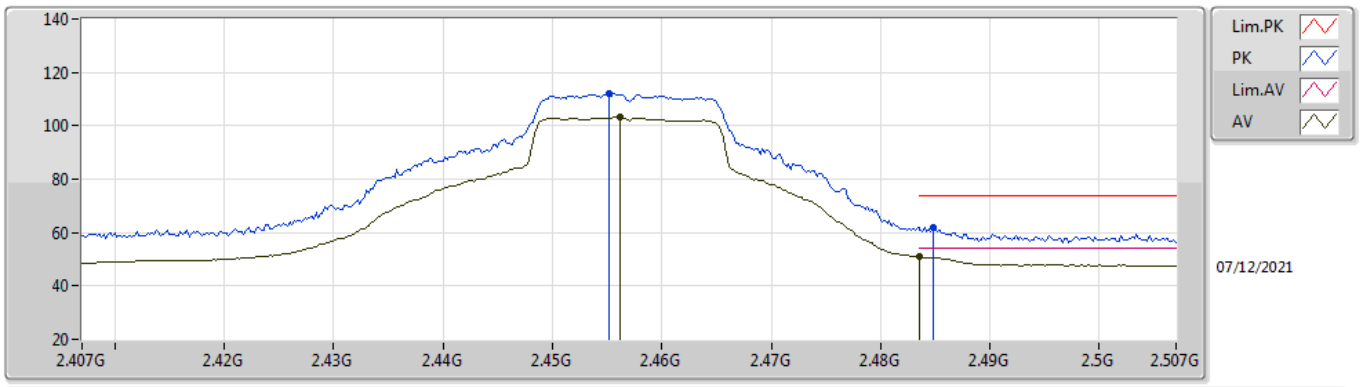

Type	Freq	Level	Limit	Margin	Factor	Dist	Condition	Azimuth	Height	Comment	Raw	AF	CL	PA
	(Hz)	(dBuV/m)	(dBuV/m)	(dB)	(dB)	(m)		(°)	(m)		(dBuV)	(dB)	(dB)	(dB)
AV	2.4562G	103.29	Inf	-Inf	32.10	3	Horizontal	188	1.82	-	71.19	27.64	4.46	-
AV	2.4835G	50.85	54.00	-3.15	32.30	3	Horizontal	188	1.82	-	18.55	27.80	4.50	-
PK	2.4552G	111.89	Inf	-Inf	32.09	3	Horizontal	188	1.82	-	79.80	27.63	4.46	-
PK	2.4848G	61.90	74.00	-12.10	32.31	3	Horizontal	188	1.82	-	29.59	27.81	4.50	-

802.11g_Nss1,(6Mbps)_1TX

2462MHz_TX

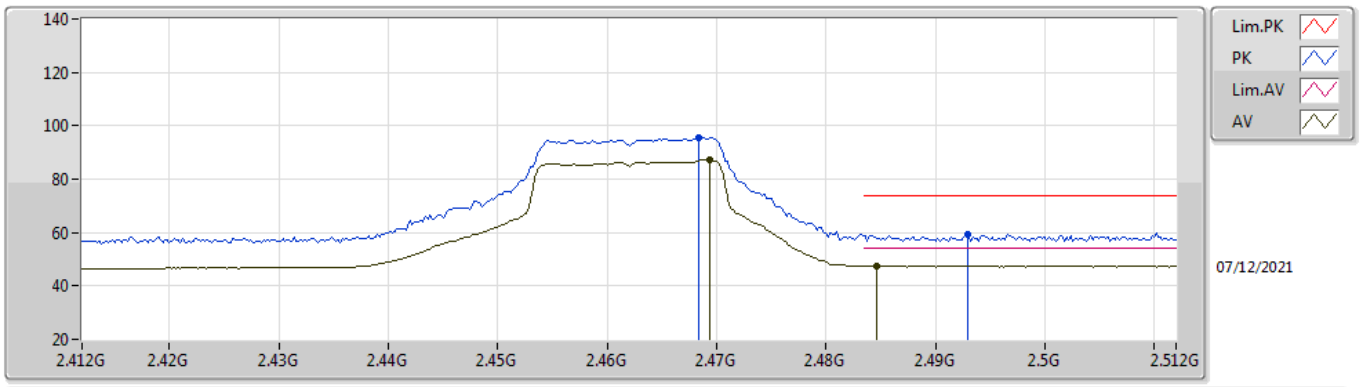

Type	Freq	Level	Limit	Margin	Factor	Dist	Condition	Azimuth	Height	Comment	Raw	AF	CL	PA
	(Hz)	(dBuV/m)	(dBuV/m)	(dB)	(dB)	(m)		(°)	(m)		(dBuV)	(dB)	(dB)	(dB)
AV	2.4694G	87.11	Inf	-Inf	32.20	3	Vertical	315	1.28	-	54.91	27.72	4.48	-
AV	2.4846G	47.51	54.00	-6.49	32.31	3	Vertical	315	1.28	-	15.20	27.81	4.50	-
PK	2.4684G	95.60	Inf	-Inf	32.19	3	Vertical	315	1.28	-	63.41	27.71	4.48	-
PK	2.493G	59.42	74.00	-14.58	32.37	3	Vertical	315	1.28	-	27.05	27.86	4.51	-

802.11g_Nss1,(6Mbps)_1TX

2462MHz_TX

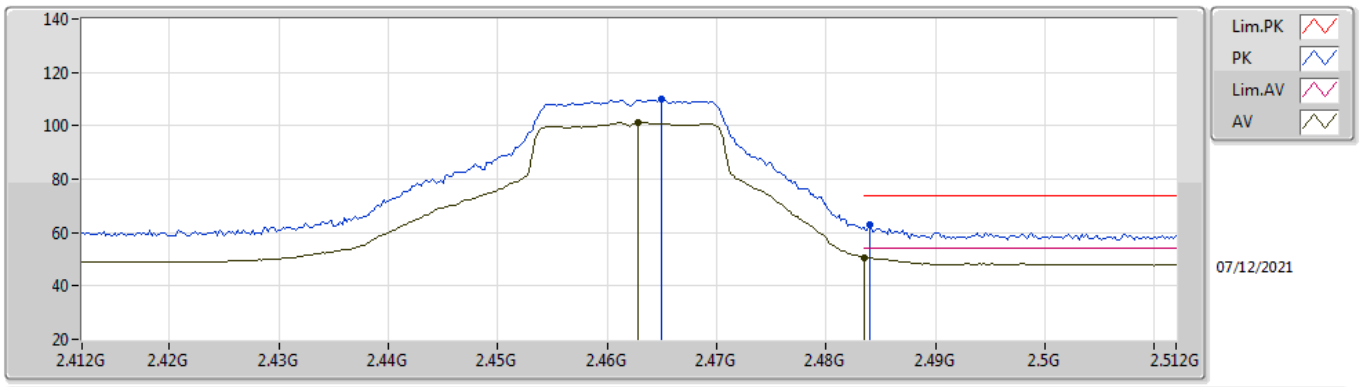

Type	Freq	Level	Limit	Margin	Factor	Dist	Condition	Azimuth	Height	Comment	Raw	AF	CL	PA
	(Hz)	(dBuV/m)	(dBuV/m)	(dB)	(dB)	(m)		(°)	(m)		(dBuV)	(dB)	(dB)	(dB)
AV	2.4628G	101.25	Inf	-Inf	32.15	3	Horizontal	187	1.52	-	69.10	27.68	4.47	-
AV	2.4835G	50.68	54.00	-3.32	32.30	3	Horizontal	187	1.52	-	18.38	27.80	4.50	-
PK	2.465G	109.80	Inf	-Inf	32.16	3	Horizontal	187	1.52	-	77.64	27.69	4.47	-
PK	2.484G	62.81	74.00	-11.19	32.30	3	Horizontal	187	1.52	-	30.51	27.80	4.50	-

802.11g_Nss1,(6Mbps)_1TX

2462MHz_TX

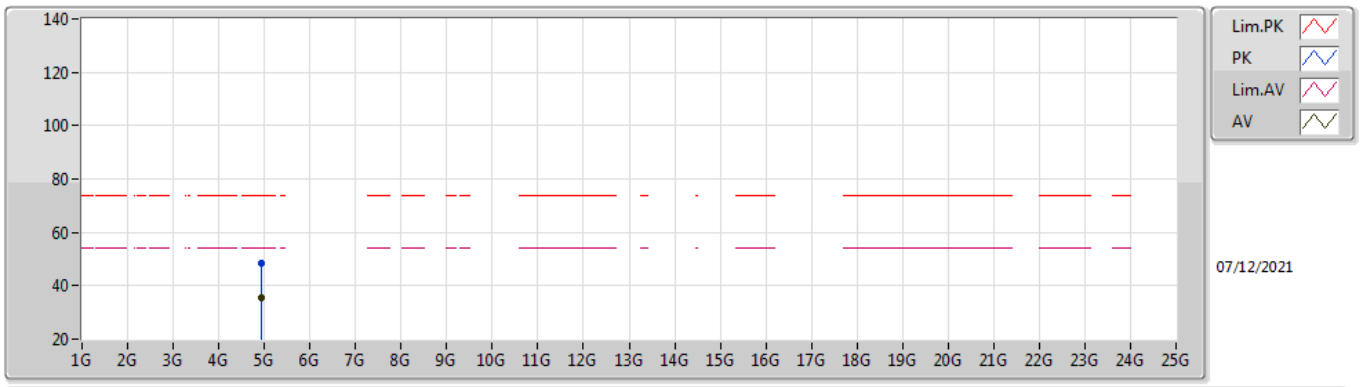

Type	Freq	Level	Limit	Margin	Factor	Dist	Condition	Azimuth	Height	Comment	Raw	AF	CL	PA
	(Hz)	(dBuV/m)	(dBuV/m)	(dB)	(dB)	(m)		(°)	(m)		(dBuV)	(dB)	(dB)	(dB)
AV	4.92208G	35.75	54.00	-18.25	4.82	3	Vertical	176	1.94	-	30.93	32.93	6.33	34.44
PK	4.92232G	48.40	74.00	-25.60	4.82	3	Vertical	176	1.94	-	43.58	32.93	6.33	34.44

802.11g_Nss1,(6Mbps)_1TX

2462MHz_TX

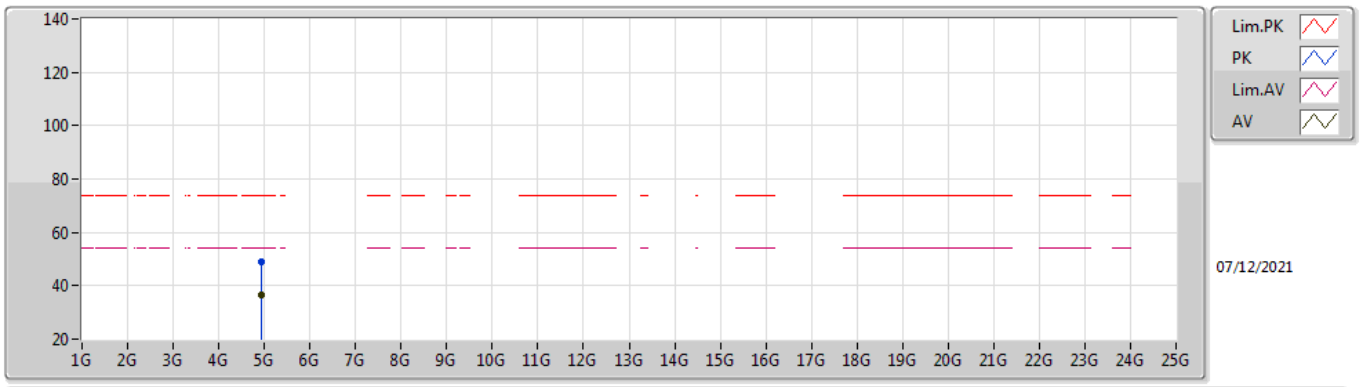

Type	Freq	Level	Limit	Margin	Factor	Dist	Condition	Azimuth	Height	Comment	Raw	AF	CL	PA
	(Hz)	(dBuV/m)	(dBuV/m)	(dB)	(dB)	(m)		(°)	(m)		(dBuV)	(dB)	(dB)	(dB)
AV	4.922G	36.43	54.00	-17.57	4.82	3	Horizontal	178	1.28	-	31.61	32.93	6.33	34.44
PK	4.92464G	48.75	74.00	-25.25	4.84	3	Horizontal	178	1.28	-	43.91	32.95	6.33	34.44

802.11n HT20_Nss1,(MCS0)_1TX

2412MHz_TX

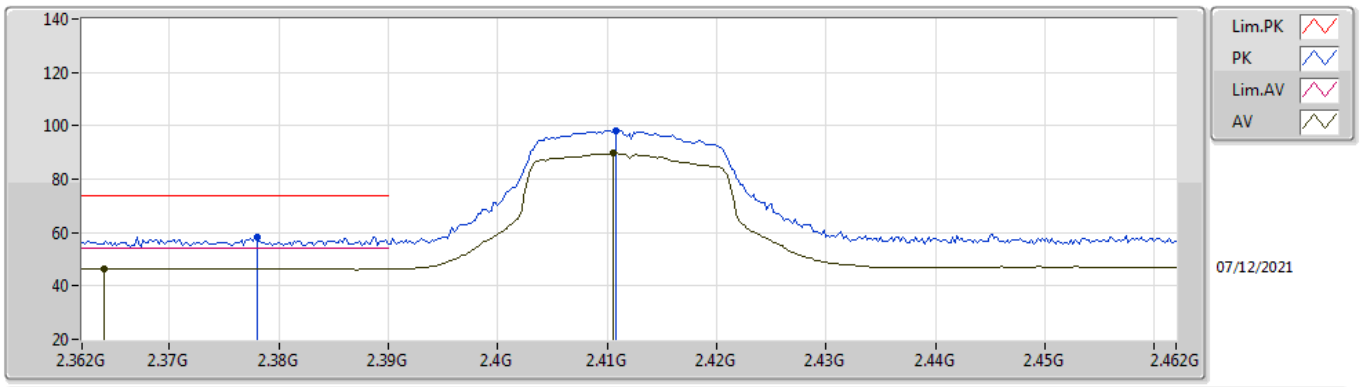

Type	Freq	Level	Limit	Margin	Factor	Dist	Condition	Azimuth	Height	Comment	Raw	AF	CL	PA
	(Hz)	(dBuV/m)	(dBuV/m)	(dB)	(dB)	(m)		(°)	(m)		(dBuV)	(dB)	(dB)	(dB)
AV	2.364G	46.44	54.00	-7.56	31.67	3	Vertical	331	1.95	-	14.77	27.33	4.34	-
AV	2.4106G	89.69	Inf	-Inf	31.84	3	Vertical	331	1.95	-	57.85	27.44	4.40	-
PK	2.378G	58.49	74.00	-15.51	31.72	3	Vertical	331	1.95	-	26.77	27.36	4.36	-
PK	2.4108G	98.19	Inf	-Inf	31.84	3	Vertical	331	1.95	-	66.35	27.44	4.40	-

802.11n HT20_Nss1,(MCS0)_1TX

2412MHz_TX

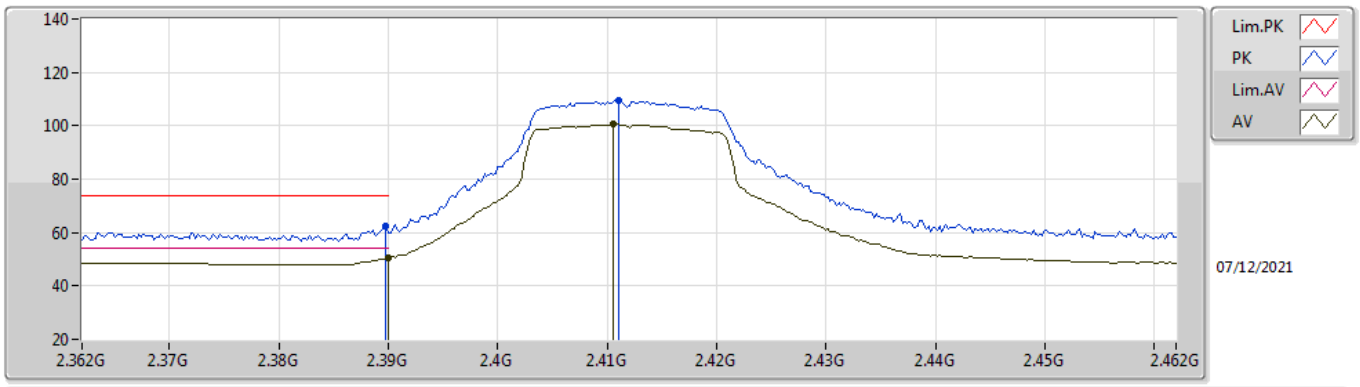

Type	Freq	Level	Limit	Margin	Factor	Dist	Condition	Azimuth	Height	Comment	Raw	AF	CL	PA
	(Hz)	(dBuV/m)	(dBuV/m)	(dB)	(dB)	(m)		(°)	(m)		(dBuV)	(dB)	(dB)	(dB)
AV	2.39G	50.57	54.00	-3.43	31.75	3	Horizontal	187	1.61	-	18.82	27.38	4.37	-
AV	2.4106G	100.74	Inf	-Inf	31.84	3	Horizontal	187	1.61	-	68.90	27.44	4.40	-
PK	2.3898G	62.24	74.00	-11.76	31.75	3	Horizontal	187	1.61	-	30.49	27.38	4.37	-
PK	2.411G	109.55	Inf	-Inf	31.84	3	Horizontal	187	1.61	-	77.71	27.44	4.40	-

802.11n HT20_Nss1,(MCS0)_1TX

2412MHz_TX

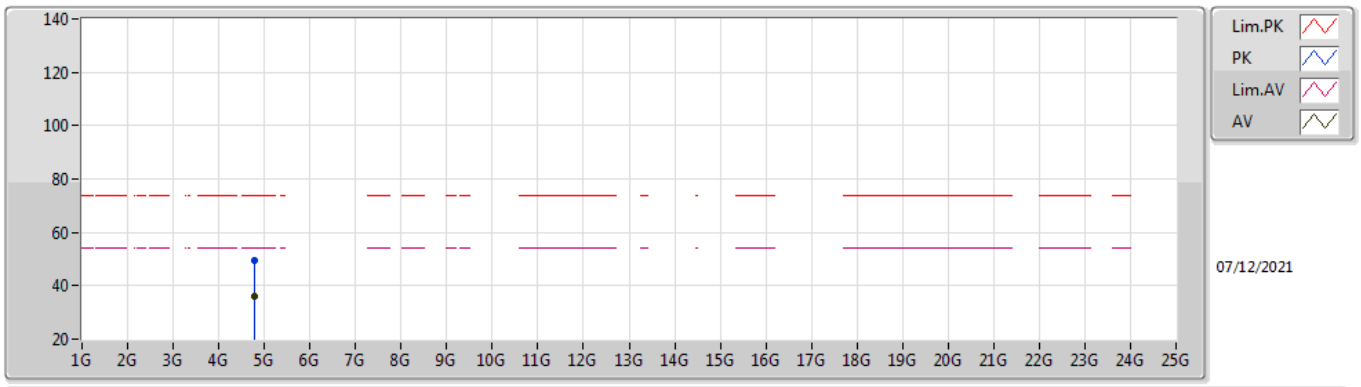

Type	Freq	Level	Limit	Margin	Factor	Dist	Condition	Azimuth	Height	Comment	Raw	AF	CL	PA
	(Hz)	(dBuV/m)	(dBuV/m)	(dB)	(dB)	(m)		(°)	(m)		(dBuV)	(dB)	(dB)	(dB)
AV	4.7884G	36.11	54.00	-17.89	4.23	3	Vertical	190	1.50	-	31.88	32.43	6.25	34.45
PK	4.7972G	49.60	74.00	-24.40	4.29	3	Vertical	190	1.50	-	45.31	32.48	6.26	34.45

802.11n HT20_Nss1,(MCS0)_1TX

2412MHz_TX

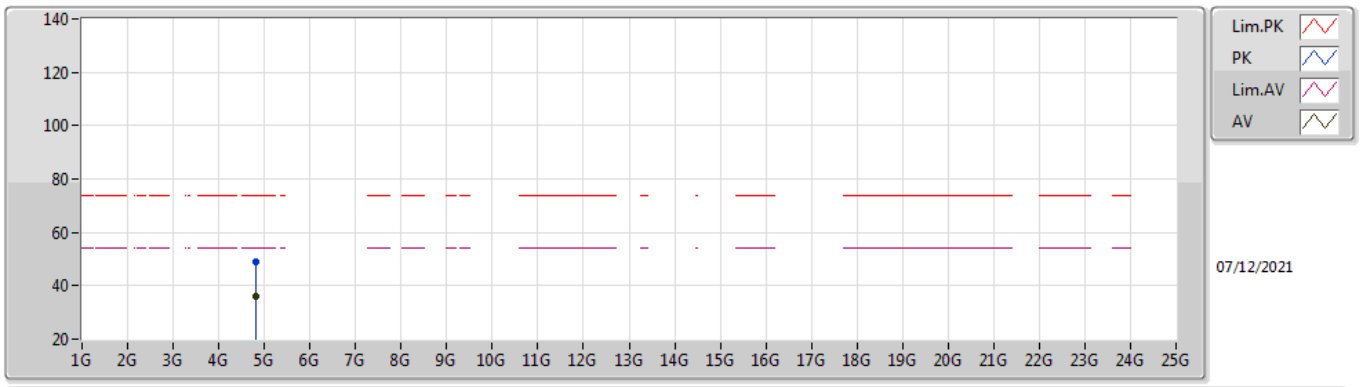

Type	Freq	Level	Limit	Margin	Factor	Dist	Condition	Azimuth	Height	Comment	Raw	AF	CL	PA
	(Hz)	(dBuV/m)	(dBuV/m)	(dB)	(dB)	(m)		(°)	(m)		(dBuV)	(dB)	(dB)	(dB)
AV	4.8239G	35.80	54.00	-18.20	4.42	3	Horizontal	182	2.47	-	31.38	32.60	6.27	34.45
PK	4.8219G	48.83	74.00	-25.17	4.41	3	Horizontal	182	2.47	-	44.42	32.59	6.27	34.45

802.11n HT20_Nss1,(MCS0)_1TX

2417MHz_TX

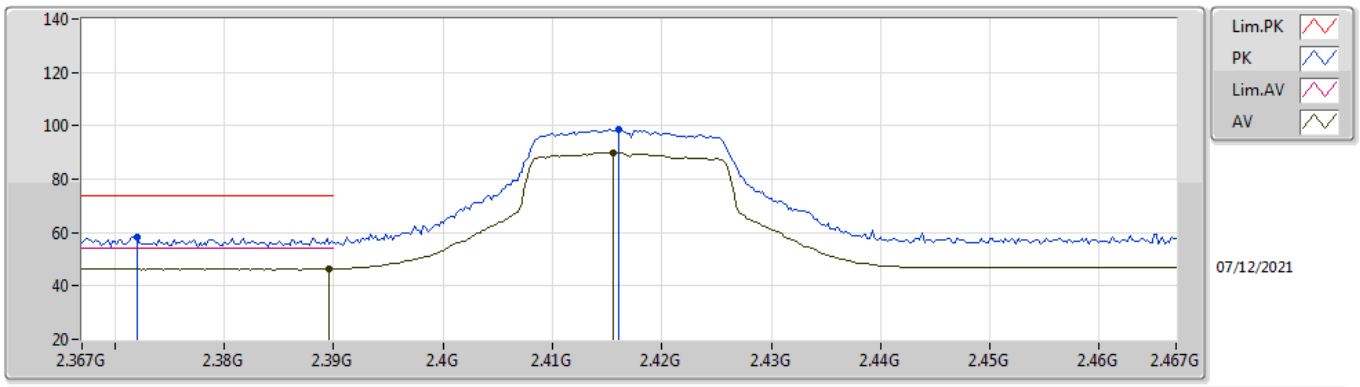

Type	Freq	Level	Limit	Margin	Factor	Dist	Condition	Azimuth	Height	Comment	Raw	AF	CL	PA
	(Hz)	(dBuV/m)	(dBuV/m)	(dB)	(dB)	(m)		(°)	(m)		(dBuV)	(dB)	(dB)	(dB)
AV	2.3896G	46.55	54.00	-7.45	31.75	3	Vertical	334	2.45	-	14.80	27.38	4.37	-
AV	2.4156G	89.80	Inf	-Inf	31.86	3	Vertical	334	2.45	-	57.94	27.46	4.40	-
PK	2.372G	58.27	74.00	-15.73	31.69	3	Vertical	334	2.45	-	26.58	27.34	4.35	-
PK	2.416G	98.44	Inf	-Inf	31.86	3	Vertical	334	2.45	-	66.58	27.46	4.40	-

802.11n HT20_Nss1,(MCS0)_1TX

2417MHz_TX

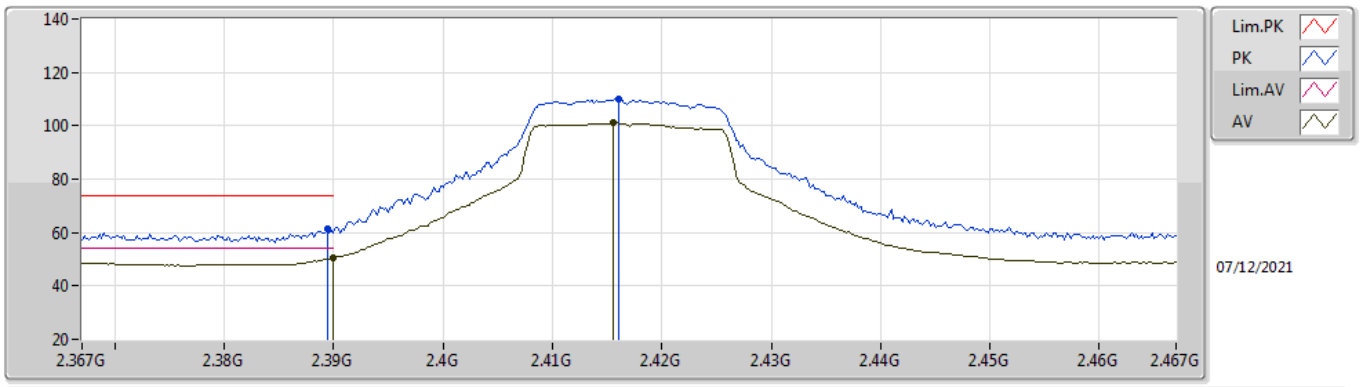

Type	Freq	Level	Limit	Margin	Factor	Dist	Condition	Azimuth	Height	Comment	Raw	AF	CL	PA
	(Hz)	(dBuV/m)	(dBuV/m)	(dB)	(dB)	(m)		(°)	(m)		(dBuV)	(dB)	(dB)	(dB)
AV	2.39G	50.41	54.00	-3.59	31.75	3	Horizontal	189	1.62	-	18.66	27.38	4.37	-
AV	2.4156G	101.08	Inf	-Inf	31.86	3	Horizontal	189	1.62	-	69.22	27.46	4.40	-
PK	2.3894G	61.22	74.00	-12.78	31.75	3	Horizontal	189	1.62	-	29.47	27.38	4.37	-
PK	2.416G	110.12	Inf	-Inf	31.86	3	Horizontal	189	1.62	-	78.26	27.46	4.40	-

802.11n HT20_Nss1,(MCS0)_1TX

2437MHz_TX

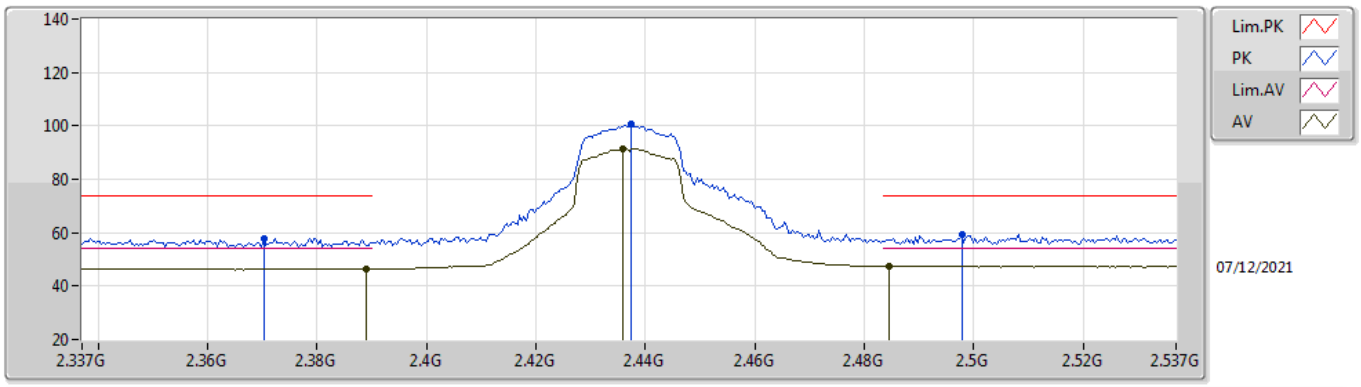

Type	Freq	Level	Limit	Margin	Factor	Dist	Condition	Azimuth	Height	Comment	Raw	AF	CL	PA
	(Hz)	(dBuV/m)	(dBuV/m)	(dB)	(dB)	(m)		(°)	(m)		(dBuV)	(dB)	(dB)	(dB)
AV	2.389G	46.55	54.00	-7.45	31.75	3	Vertical	312	2.71	-	14.80	27.38	4.37	-
AV	2.4358G	91.42	Inf	-Inf	31.97	3	Vertical	312	2.71	-	59.45	27.54	4.43	-
AV	2.4846G	47.51	54.00	-6.49	32.31	3	Vertical	312	2.71	-	15.20	27.81	4.50	-
PK	2.3702G	58.00	74.00	-16.00	31.69	3	Vertical	312	2.71	-	26.31	27.34	4.35	-
PK	2.4374G	100.71	Inf	-Inf	31.98	3	Vertical	312	2.71	-	68.73	27.55	4.43	-
PK	2.4978G	59.18	74.00	-14.82	32.41	3	Vertical	312	2.71	-	26.77	27.89	4.52	-

802.11n HT20_Nss1,(MCS0)_1TX

2437MHz_TX

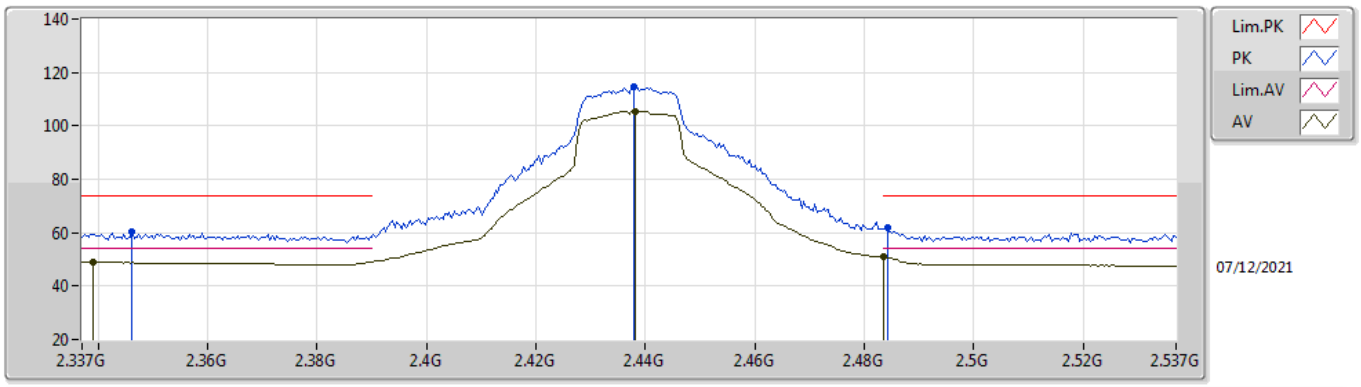

Type	Freq	Level	Limit	Margin	Factor	Dist	Condition	Azimuth	Height	Comment	Raw	AF	CL	PA
	(Hz)	(dBuV/m)	(dBuV/m)	(dB)	(dB)	(m)		(°)	(m)		(dBuV)	(dB)	(dB)	(dB)
AV	2.339G	49.10	54.00	-4.90	31.58	3	Horizontal	188	1.58	-	17.52	27.26	4.32	-
AV	2.4382G	105.47	Inf	-Inf	31.99	3	Horizontal	188	1.58	-	73.48	27.55	4.44	-
AV	2.4835G	50.85	54.00	-3.15	32.30	3	Horizontal	188	1.58	-	18.55	27.80	4.50	-
PK	2.3462G	60.55	74.00	-13.45	31.60	3	Horizontal	188	1.58	-	28.95	27.28	4.32	-
PK	2.4378G	114.47	Inf	-Inf	31.98	3	Horizontal	188	1.58	-	82.49	27.55	4.43	-
PK	2.4842G	61.90	74.00	-12.10	32.31	3	Horizontal	188	1.58	-	29.59	27.81	4.50	-

802.11n HT20_Nss1,(MCS0)_1TX

2437MHz_TX

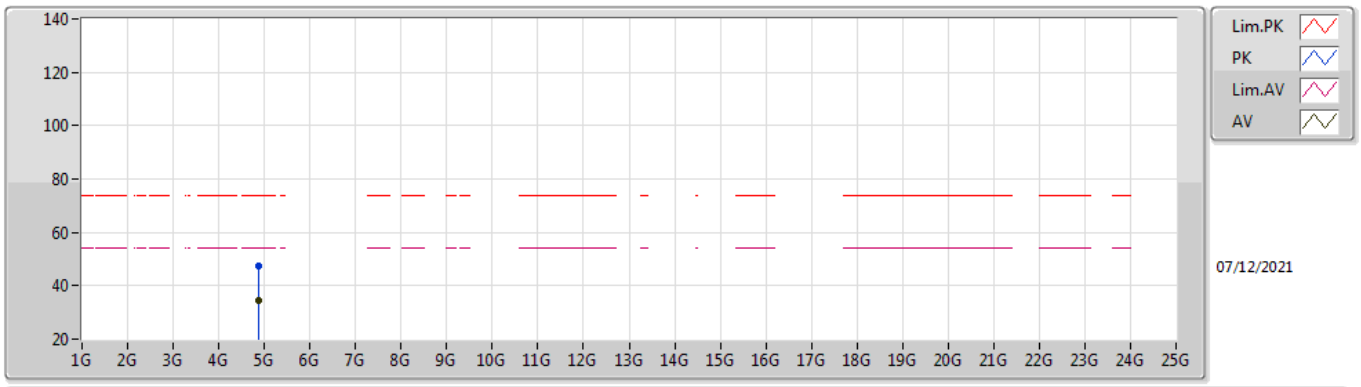

Type	Freq	Level	Limit	Margin	Factor	Dist	Condition	Azimuth	Height	Comment	Raw	AF	CL	PA
	(Hz)	(dBuV/m)	(dBuV/m)	(dB)	(dB)	(m)		(°)	(m)		(dBuV)	(dB)	(dB)	(dB)
AV	4.87312G	34.70	54.00	-19.30	4.61	3	Vertical	291	1.00	-	30.09	32.75	6.30	34.44
PK	4.87024G	47.41	74.00	-26.59	4.60	3	Vertical	291	1.00	-	42.81	32.74	6.30	34.44

802.11n HT20_Nss1,(MCS0)_1TX

2437MHz_TX

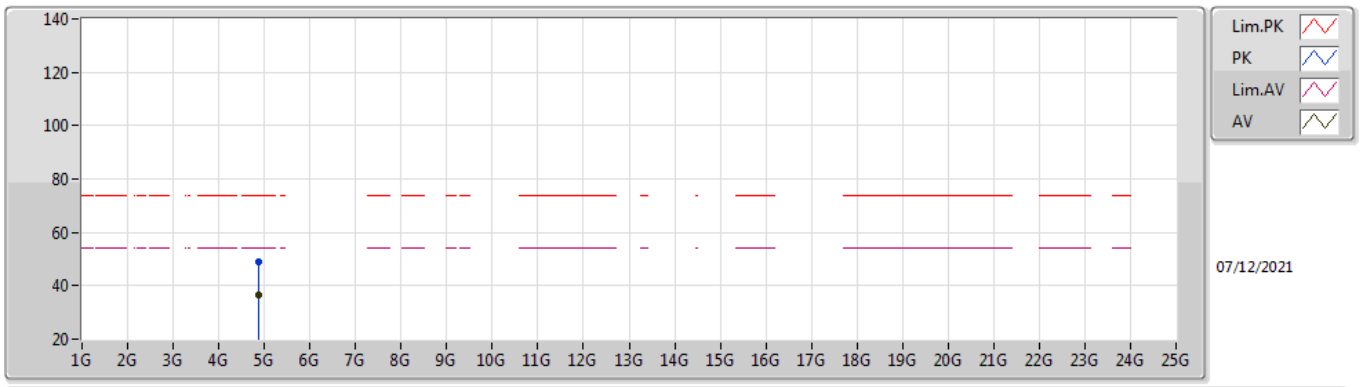

Type	Freq	Level	Limit	Margin	Factor	Dist	Condition	Azimuth	Height	Comment	Raw	AF	CL	PA
	(Hz)	(dBuV/m)	(dBuV/m)	(dB)	(dB)	(m)		(°)	(m)		(dBuV)	(dB)	(dB)	(dB)
AV	4.8732G	36.64	54.00	-17.36	4.61	3	Horizontal	175	1.00	-	32.03	32.75	6.30	34.44
PK	4.8708G	48.99	74.00	-25.01	4.60	3	Horizontal	175	1.00	-	44.39	32.74	6.30	34.44

802.11n HT20_Nss1,(MCS0)_1TX

2457MHz_TX

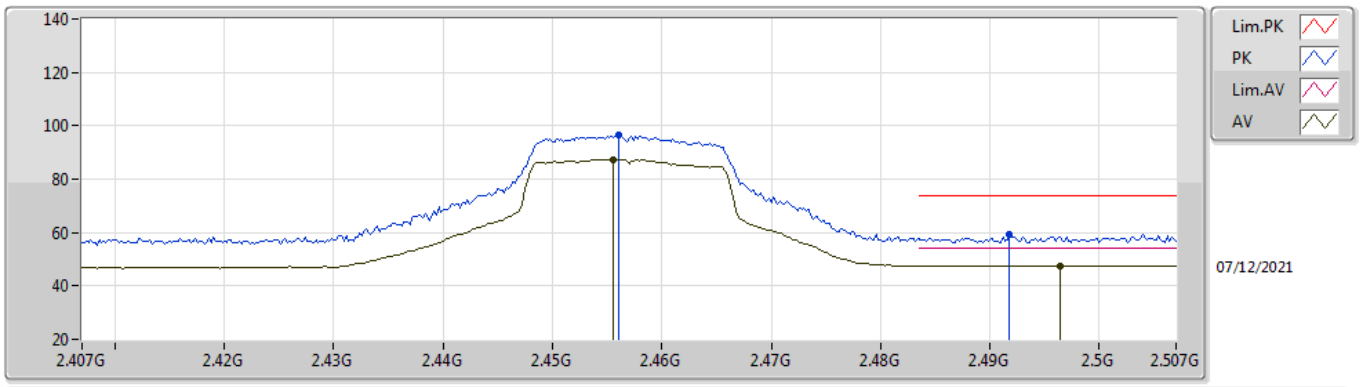

Type	Freq	Level	Limit	Margin	Factor	Dist	Condition	Azimuth	Height	Comment	Raw	AF	CL	PA
	(Hz)	(dBuV/m)	(dBuV/m)	(dB)	(dB)	(m)		(°)	(m)		(dBuV)	(dB)	(dB)	(dB)
AV	2.4556G	87.49	Inf	-Inf	32.09	3	Vertical	307	1.17	-	55.40	27.63	4.46	-
AV	2.4964G	47.57	54.00	-6.43	32.40	3	Vertical	307	1.17	-	15.17	27.88	4.52	-
PK	2.456G	96.43	Inf	-Inf	32.10	3	Vertical	307	1.17	-	64.33	27.64	4.46	-
PK	2.4918G	59.09	74.00	-14.91	32.36	3	Vertical	307	1.17	-	26.73	27.85	4.51	-

802.11n HT20_Nss1,(MCS0)_1TX

2457MHz_TX

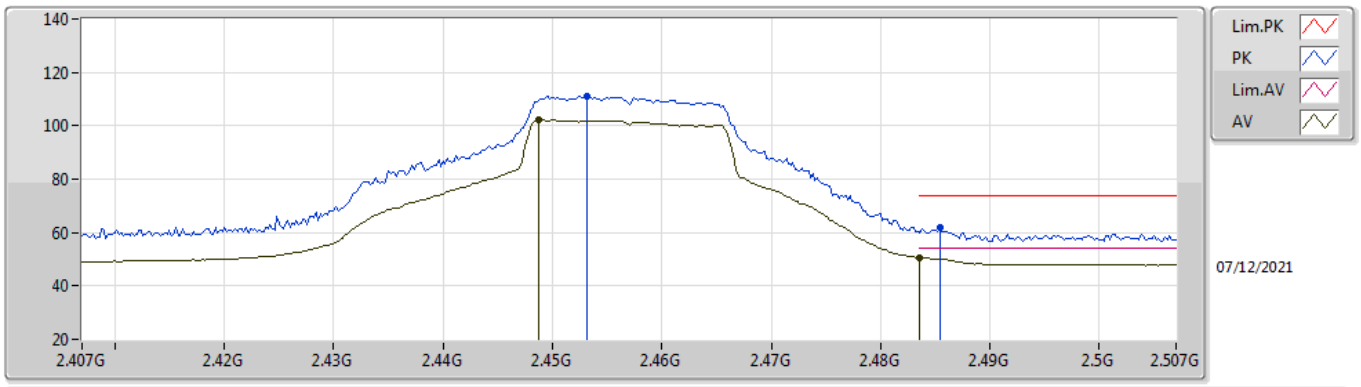

Type	Freq	Level	Limit	Margin	Factor	Dist	Condition	Azimuth	Height	Comment	Raw	AF	CL	PA
	(Hz)	(dBuV/m)	(dBuV/m)	(dB)	(dB)	(m)		(°)	(m)		(dBuV)	(dB)	(dB)	(dB)
AV	2.4488G	102.17	Inf	-Inf	32.05	3	Horizontal	186	1.60	-	70.12	27.60	4.45	-
AV	2.4835G	50.68	54.00	-3.32	32.30	3	Horizontal	186	1.60	-	18.38	27.80	4.50	-
PK	2.4532G	111.02	Inf	-Inf	32.08	3	Horizontal	186	1.60	-	78.94	27.62	4.46	-
PK	2.4854G	61.90	74.00	-12.10	32.31	3	Horizontal	186	1.60	-	29.59	27.81	4.50	-

802.11n HT20_Nss1,(MCS0)_1TX

2462MHz_TX

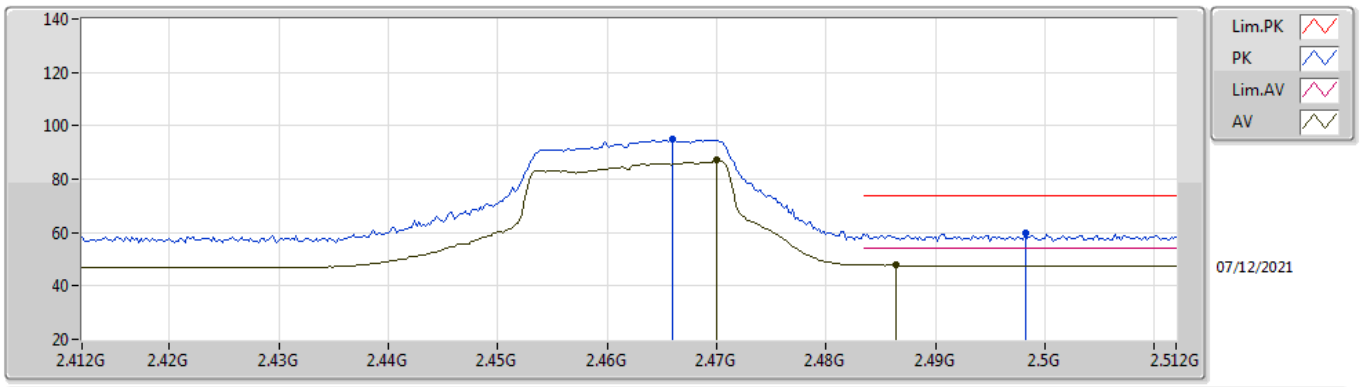

Type	Freq	Level	Limit	Margin	Factor	Dist	Condition	Azimuth	Height	Comment	Raw	AF	CL	PA
	(Hz)	(dBuV/m)	(dBuV/m)	(dB)	(dB)	(m)		(°)	(m)		(dBuV)	(dB)	(dB)	(dB)
AV	2.47G	87.09	Inf	-Inf	32.20	3	Vertical	205	1.02	-	54.89	27.72	4.48	-
AV	2.4864G	47.78	54.00	-6.22	32.33	3	Vertical	205	1.02	-	15.45	27.82	4.51	-
PK	2.466G	94.77	Inf	-Inf	32.18	3	Vertical	205	1.02	-	62.59	27.70	4.48	-
PK	2.4982G	59.58	74.00	-14.42	32.41	3	Vertical	205	1.02	-	27.17	27.89	4.52	-

802.11n HT20_Nss1,(MCS0)_1TX

2462MHz_TX

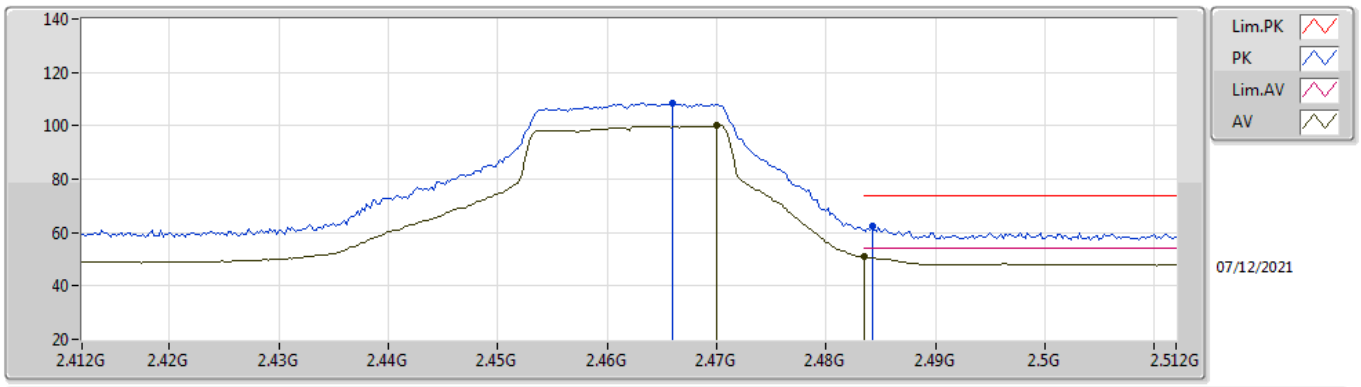

Type	Freq	Level	Limit	Margin	Factor	Dist	Condition	Azimuth	Height	Comment	Raw	AF	CL	PA
	(Hz)	(dBuV/m)	(dBuV/m)	(dB)	(dB)	(m)		(°)	(m)		(dBuV)	(dB)	(dB)	(dB)
AV	2.47G	100.16	Inf	-Inf	32.20	3	Horizontal	188	1.56	-	67.96	27.72	4.48	-
AV	2.4835G	50.85	54.00	-3.15	32.30	3	Horizontal	188	1.56	-	18.55	27.80	4.50	-
PK	2.466G	108.25	Inf	-Inf	32.18	3	Horizontal	188	1.56	-	76.07	27.70	4.48	-
PK	2.4842G	62.24	74.00	-11.76	32.31	3	Horizontal	188	1.56	-	29.93	27.81	4.50	-

802.11n HT20_Nss1,(MCS0)_1TX

2462MHz_TX

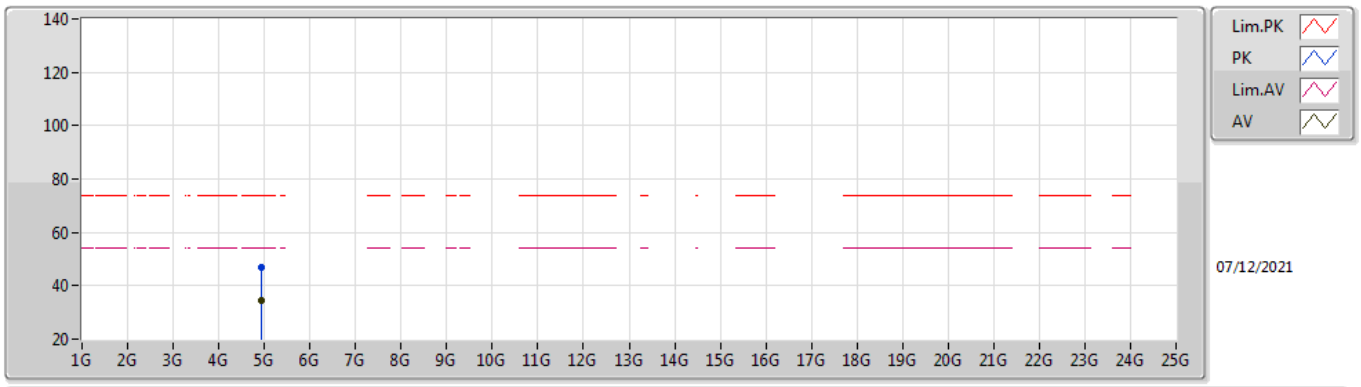

Type	Freq	Level	Limit	Margin	Factor	Dist	Condition	Azimuth	Height	Comment	Raw	AF	CL	PA
	(Hz)	(dBuV/m)	(dBuV/m)	(dB)	(dB)	(m)		(°)	(m)		(dBuV)	(dB)	(dB)	(dB)
AV	4.92416G	34.58	54.00	-19.42	4.83	3	Vertical	169	1.79	-	29.75	32.94	6.33	34.44
PK	4.92688G	46.94	74.00	-27.06	4.86	3	Vertical	169	1.79	-	42.08	32.96	6.34	34.44

802.11n HT20_Nss1,(MCS0)_1TX

2462MHz_TX

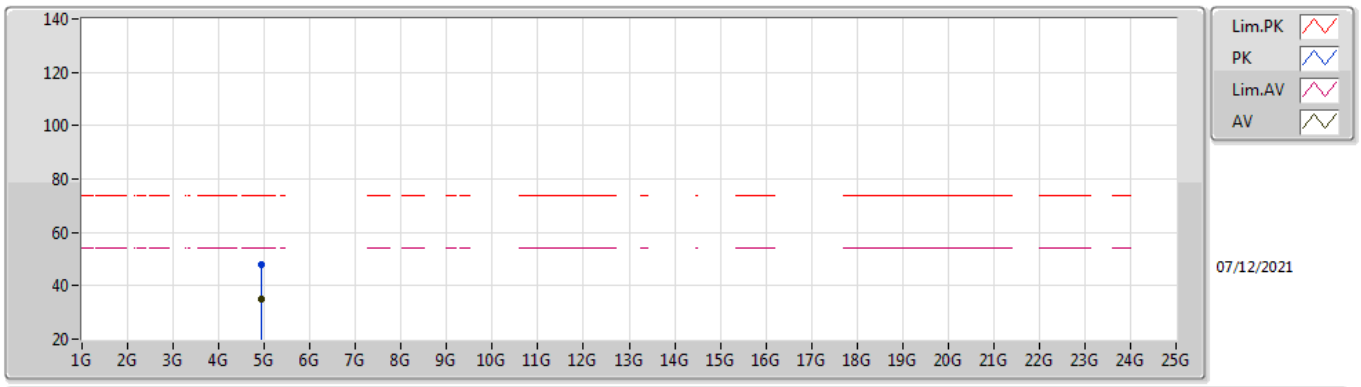

Type	Freq	Level	Limit	Margin	Factor	Dist	Condition	Azimuth	Height	Comment	Raw	AF	CL	PA
	(Hz)	(dBuV/m)	(dBuV/m)	(dB)	(dB)	(m)		(°)	(m)		(dBuV)	(dB)	(dB)	(dB)
AV	4.9212G	35.00	54.00	-19.00	4.82	3	Horizontal	178	1.55	-	30.18	32.93	6.33	34.44
PK	4.922G	47.98	74.00	-26.02	4.82	3	Horizontal	178	1.55	-	43.16	32.93	6.33	34.44

802.11n HT40_Nss1,(MCS0)_1TX

2422MHz_TX

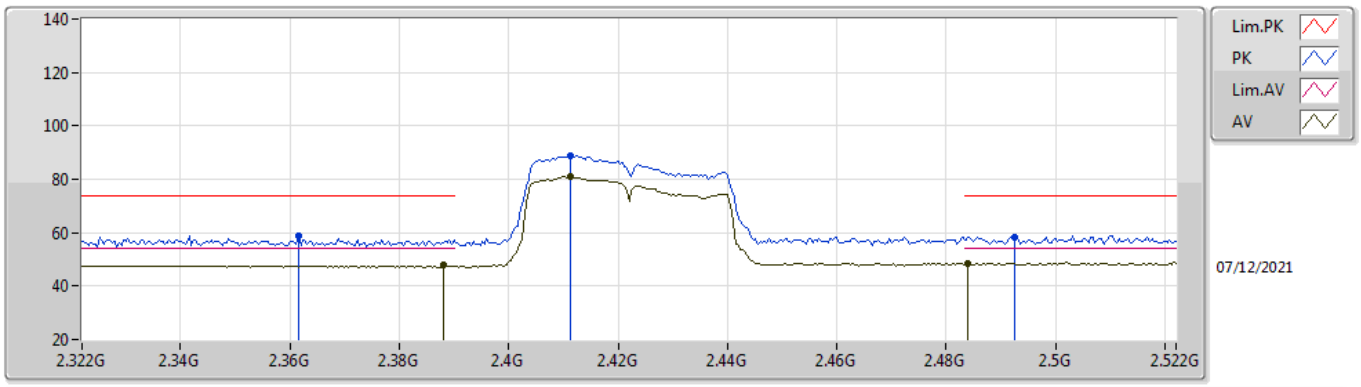

Type	Freq	Level	Limit	Margin	Factor	Dist	Condition	Azimuth	Height	Comment	Raw	AF	CL	PA
	(Hz)	(dBuV/m)	(dBuV/m)	(dB)	(dB)	(m)		(°)	(m)		(dBuV)	(dB)	(dB)	(dB)
AV	2.388G	47.95	54.00	-6.05	31.75	3	Vertical	332	1.95	-	16.20	27.38	4.37	-
AV	2.4112G	81.15	Inf	-Inf	31.84	3	Vertical	332	1.95	-	49.31	27.44	4.40	-
AV	2.484G	48.69	54.00	-5.31	32.30	3	Vertical	332	1.95	-	16.39	27.80	4.50	-
PK	2.3616G	58.56	74.00	-15.44	31.66	3	Vertical	332	1.95	-	26.90	27.32	4.34	-
PK	2.4112G	88.89	Inf	-Inf	31.84	3	Vertical	332	1.95	-	57.05	27.44	4.40	-
PK	2.4924G	58.53	74.00	-15.47	32.36	3	Vertical	332	1.95	-	26.17	27.85	4.51	-

802.11n HT40_Nss1,(MCS0)_1TX

2422MHz_TX

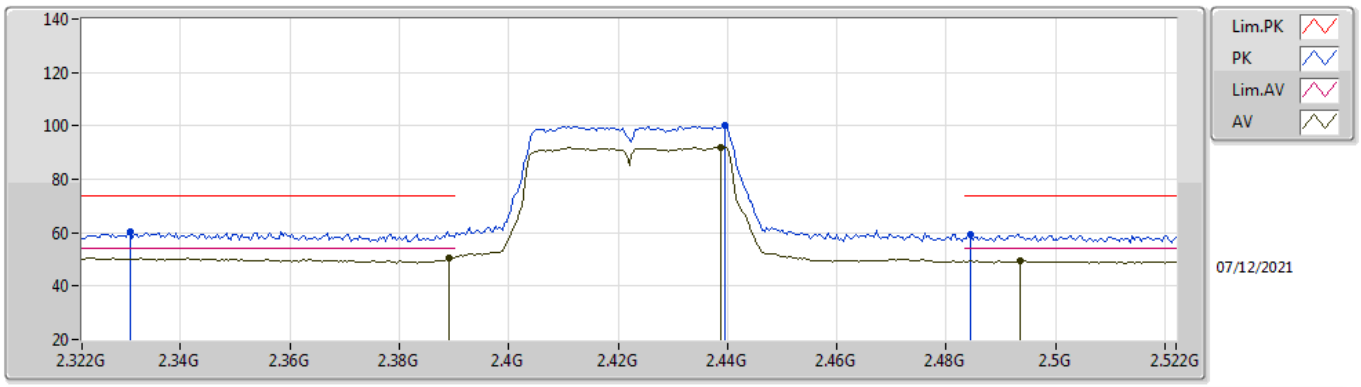

Type	Freq	Level	Limit	Margin	Factor	Dist	Condition	Azimuth	Height	Comment	Raw	AF	CL	PA
	(Hz)	(dBuV/m)	(dBuV/m)	(dB)	(dB)	(m)		(°)	(m)		(dBuV)	(dB)	(dB)	(dB)
AV	2.3892G	50.72	54.00	-3.28	31.75	3	Horizontal	189	1.56	-	18.97	27.38	4.37	-
AV	2.4388G	92.11	Inf	-Inf	32.00	3	Horizontal	189	1.56	-	60.11	27.56	4.44	-
AV	2.4936G	49.59	54.00	-4.41	32.38	3	Horizontal	189	1.56	-	17.21	27.86	4.52	-
PK	2.3308G	60.51	74.00	-13.49	31.53	3	Horizontal	189	1.56	-	28.98	27.22	4.31	-
PK	2.4396G	100.30	Inf	-Inf	32.00	3	Horizontal	189	1.56	-	68.30	27.56	4.44	-
PK	2.4844G	59.26	74.00	-14.74	32.31	3	Horizontal	189	1.56	-	26.95	27.81	4.50	-

802.11n HT40_Nss1,(MCS0)_1TX

2422MHz_TX

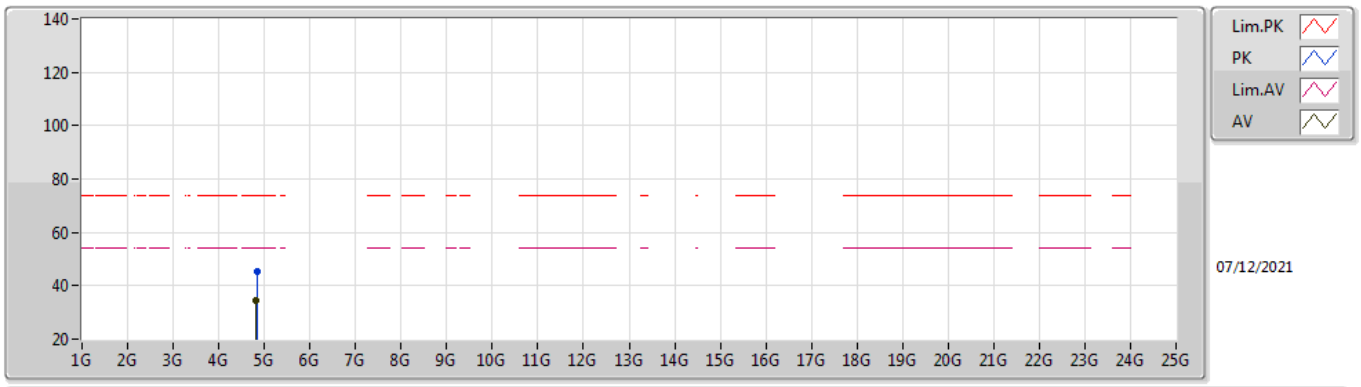

Type	Freq	Level	Limit	Margin	Factor	Dist	Condition	Azimuth	Height	Comment	Raw	AF	CL	PA
	(Hz)	(dBuV/m)	(dBuV/m)	(dB)	(dB)	(m)		(°)	(m)		(dBuV)	(dB)	(dB)	(dB)
AV	4.82464G	34.55	54.00	-19.45	4.42	3	Vertical	0	2.45	-	30.13	32.60	6.27	34.45
PK	4.83728G	45.18	74.00	-28.82	4.48	3	Vertical	0	2.45	-	40.70	32.65	6.28	34.45

802.11n HT40_Nss1,(MCS0)_1TX

2422MHz_TX

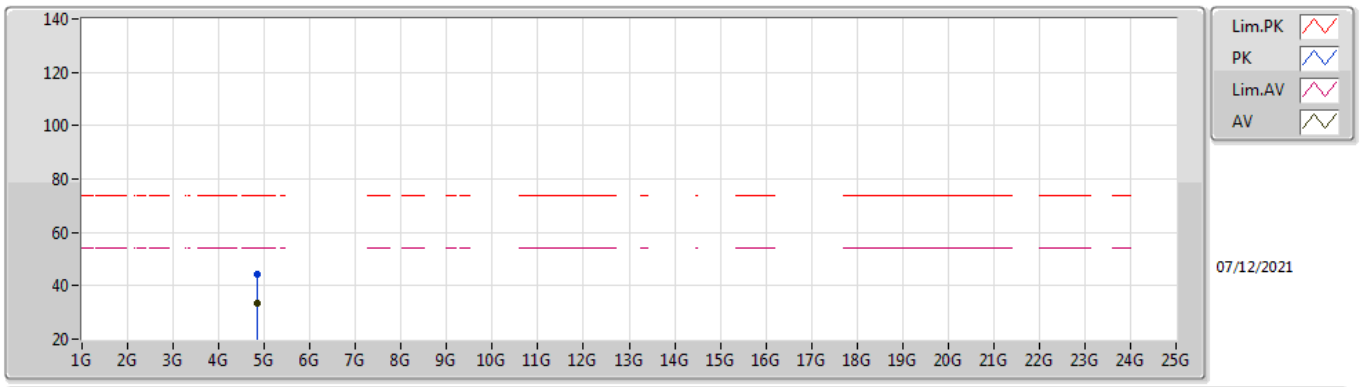

Type	Freq	Level	Limit	Margin	Factor	Dist	Condition	Azimuth	Height	Comment	Raw	AF	CL	PA
	(Hz)	(dBuV/m)	(dBuV/m)	(dB)	(dB)	(m)		(°)	(m)		(dBuV)	(dB)	(dB)	(dB)
AV	4.84376G	33.59	54.00	-20.41	4.52	3	Horizontal	181	1.50	-	29.07	32.68	6.29	34.45
PK	4.84672G	44.09	74.00	-29.91	4.53	3	Horizontal	181	1.50	-	39.56	32.69	6.29	34.45

802.11n HT40_Nss1,(MCS0)_1TX

2427MHz_TX

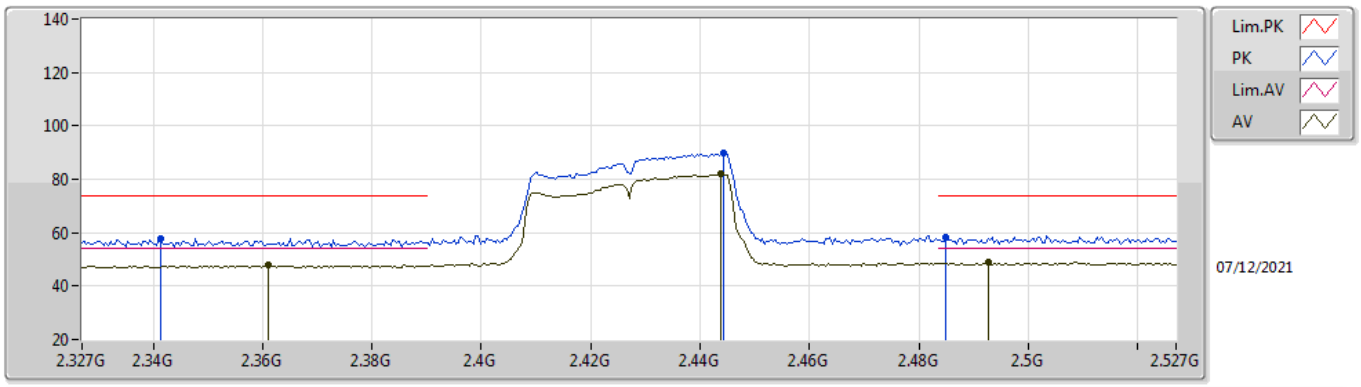

Type	Freq	Level	Limit	Margin	Factor	Dist	Condition	Azimuth	Height	Comment	Raw	AF	CL	PA
	(Hz)	(dBuV/m)	(dBuV/m)	(dB)	(dB)	(m)		(°)	(m)		(dBuV)	(dB)	(dB)	(dB)
AV	2.361G	47.84	54.00	-6.16	31.66	3	Vertical	332	2.15	-	16.18	27.32	4.34	-
AV	2.4438G	81.85	Inf	-Inf	32.02	3	Vertical	332	2.15	-	49.83	27.58	4.44	-
AV	2.4926G	48.74	54.00	-5.26	32.37	3	Vertical	332	2.15	-	16.37	27.86	4.51	-
PK	2.3414G	57.95	74.00	-16.05	31.59	3	Vertical	332	2.15	-	26.36	27.27	4.32	-
PK	2.4442G	89.89	Inf	-Inf	32.02	3	Vertical	332	2.15	-	57.87	27.58	4.44	-
PK	2.485G	58.50	74.00	-15.50	32.31	3	Vertical	332	2.15	-	26.19	27.81	4.50	-

802.11n HT40_Nss1,(MCS0)_1TX

2427MHz_TX

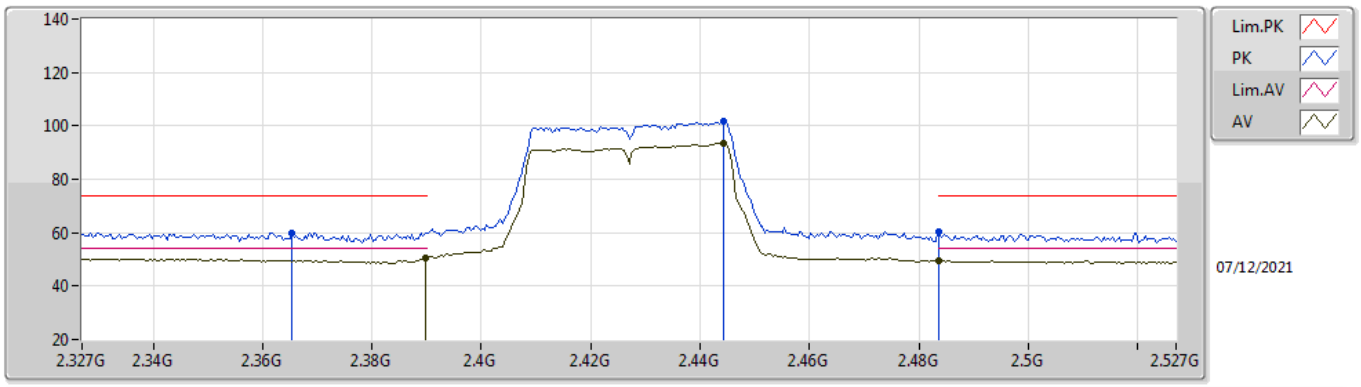

Type	Freq	Level	Limit	Margin	Factor	Dist	Condition	Azimuth	Height	Comment	Raw	AF	CL	PA
	(Hz)	(dBuV/m)	(dBuV/m)	(dB)	(dB)	(m)		(°)	(m)		(dBuV)	(dB)	(dB)	(dB)
AV	2.3898G	50.57	54.00	-3.43	31.75	3	Horizontal	189	1.58	-	18.82	27.38	4.37	-
AV	2.4442G	93.51	Inf	-Inf	32.02	3	Horizontal	189	1.58	-	61.49	27.58	4.44	-
AV	2.4835G	49.74	54.00	-4.26	32.30	3	Horizontal	189	1.58	-	17.44	27.80	4.50	-
PK	2.3654G	60.02	74.00	-13.98	31.67	3	Horizontal	189	1.58	-	28.35	27.33	4.34	-
PK	2.4442G	101.73	Inf	-Inf	32.02	3	Horizontal	189	1.58	-	69.71	27.58	4.44	-
PK	2.4835G	60.24	74.00	-13.76	32.30	3	Horizontal	189	1.58	-	27.94	27.80	4.50	-

802.11n HT40_Nss1,(MCS0)_1TX

2437MHz_TX

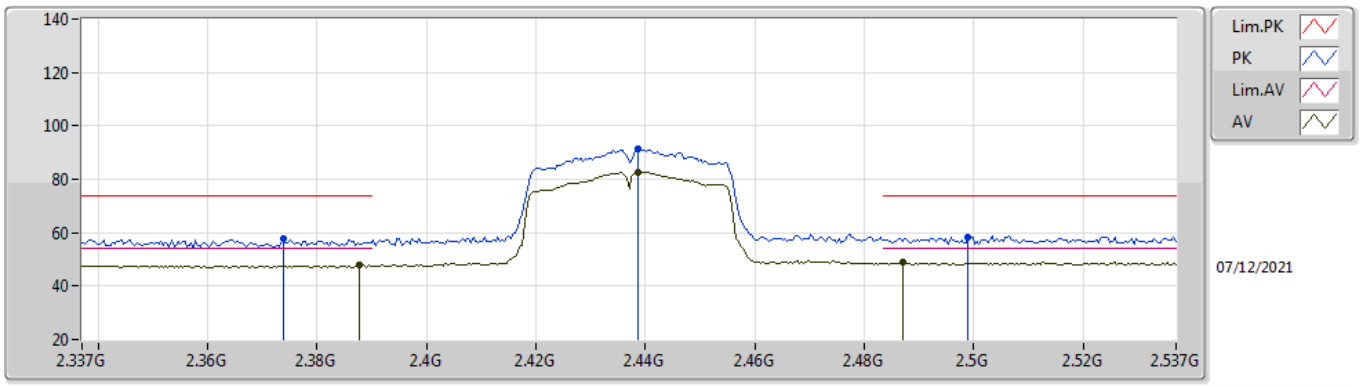

Type	Freq	Level	Limit	Margin	Factor	Dist	Condition	Azimuth	Height	Comment	Raw	AF	CL	PA
	(Hz)	(dBuV/m)	(dBuV/m)	(dB)	(dB)	(m)		(°)	(m)		(dBuV)	(dB)	(dB)	(dB)
AV	2.3878G	48.16	54.00	-5.84	31.75	3	Vertical	312	2.71	-	16.41	27.38	4.37	-
AV	2.4386G	82.62	Inf	-Inf	31.99	3	Vertical	312	2.71	-	50.63	27.55	4.44	-
AV	2.487G	48.72	54.00	-5.28	32.33	3	Vertical	312	2.71	-	16.39	27.82	4.51	-
PK	2.3738G	57.53	74.00	-16.47	31.70	3	Vertical	312	2.71	-	25.83	27.35	4.35	-
PK	2.4386G	91.31	Inf	-Inf	31.99	3	Vertical	312	2.71	-	59.32	27.55	4.44	-
PK	2.499G	58.19	74.00	-15.81	32.41	3	Vertical	312	2.71	-	25.78	27.89	4.52	-

802.11n HT40_Nss1,(MCS0)_1TX

2437MHz_TX

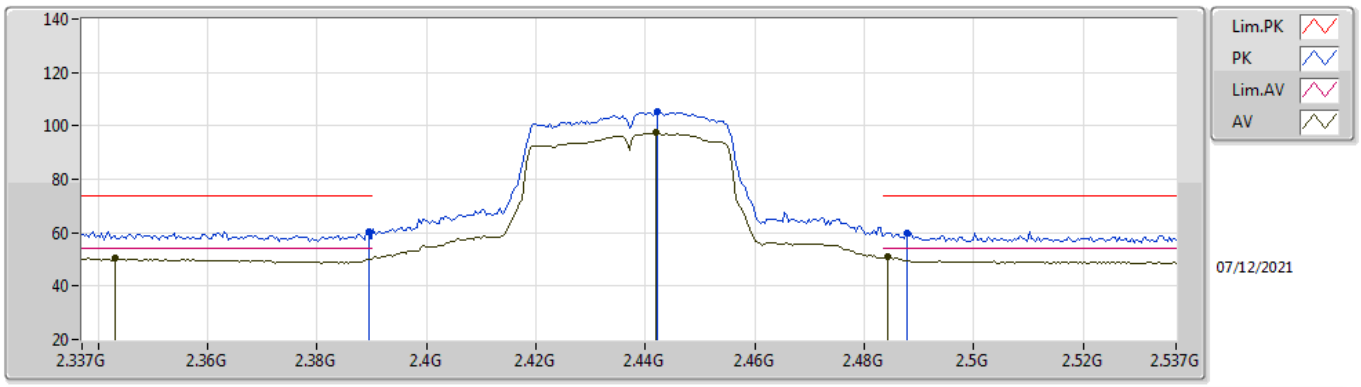

Type	Freq	Level	Limit	Margin	Factor	Dist	Condition	Azimuth	Height	Comment	Raw	AF	CL	PA
	(Hz)	(dBuV/m)	(dBuV/m)	(dB)	(dB)	(m)		(°)	(m)		(dBuV)	(dB)	(dB)	(dB)
AV	2.343G	50.64	54.00	-3.36	31.59	3	Horizontal	189	1.60	-	19.05	27.27	4.32	-
AV	2.4418G	97.34	Inf	-Inf	32.01	3	Horizontal	189	1.60	-	65.33	27.57	4.44	-
AV	2.4842G	50.86	54.00	-3.14	32.31	3	Horizontal	189	1.60	-	18.55	27.81	4.50	-
PK	2.3894G	60.44	74.00	-13.56	31.75	3	Horizontal	189	1.60	-	28.69	27.38	4.37	-
PK	2.4422G	105.25	Inf	-Inf	32.01	3	Horizontal	189	1.60	-	73.24	27.57	4.44	-
PK	2.4878G	59.97	74.00	-14.03	32.34	3	Horizontal	189	1.60	-	27.63	27.83	4.51	-

802.11n HT40_Nss1,(MCS0)_1TX

2437MHz_TX

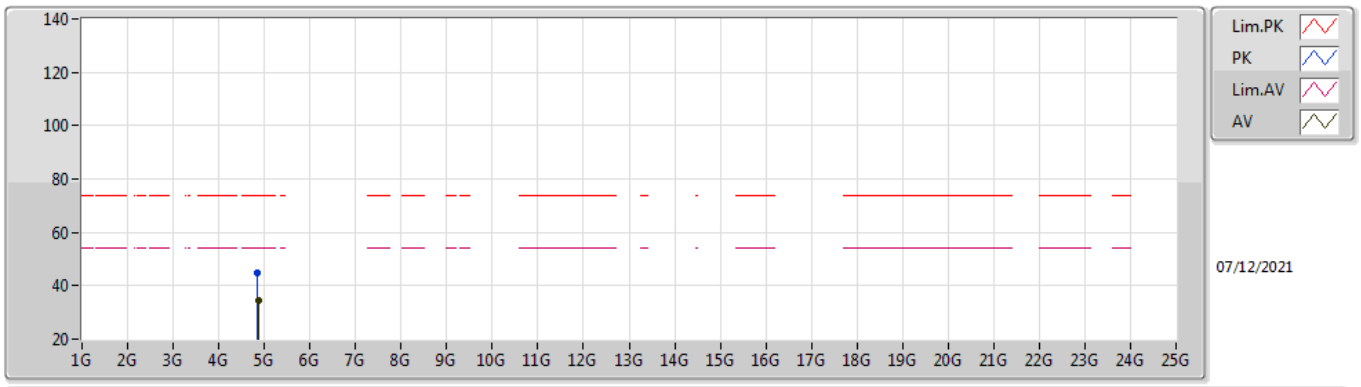

Type	Freq	Level	Limit	Margin	Factor	Dist	Condition	Azimuth	Height	Comment	Raw	AF	CL	PA
	(Hz)	(dBuV/m)	(dBuV/m)	(dB)	(dB)	(m)		(°)	(m)		(dBuV)	(dB)	(dB)	(dB)
AV	4.8848G	34.54	54.00	-19.46	4.64	3	Vertical	7	2.48	-	29.90	32.77	6.31	34.44
PK	4.85752G	45.07	74.00	-28.93	4.57	3	Vertical	7	2.48	-	40.50	32.72	6.29	34.44

802.11n HT40_Nss1,(MCS0)_1TX

2437MHz_TX

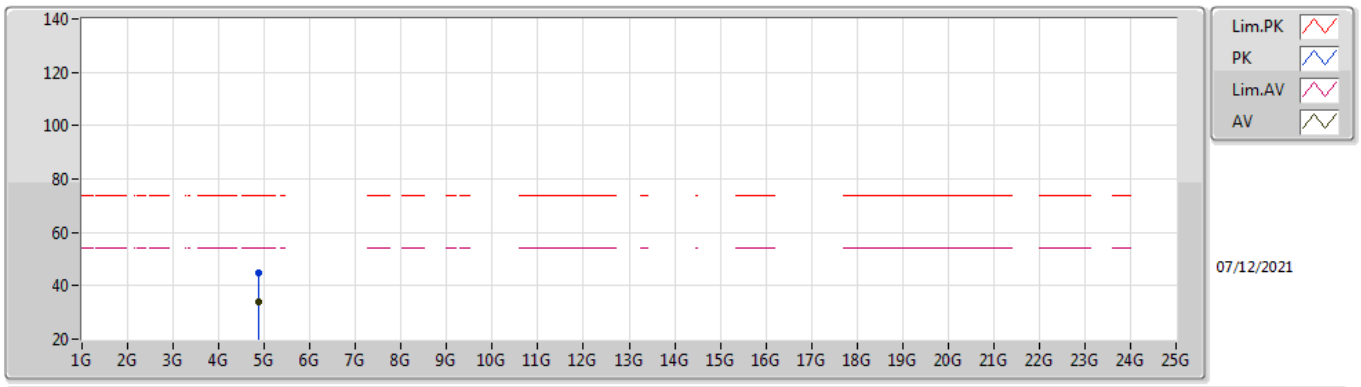

Type	Freq	Level	Limit	Margin	Factor	Dist	Condition	Azimuth	Height	Comment	Raw	AF	CL	PA
	(Hz)	(dBuV/m)	(dBuV/m)	(dB)	(dB)	(m)		(°)	(m)		(dBuV)	(dB)	(dB)	(dB)
AV	4.87408G	34.19	54.00	-19.81	4.61	3	Horizontal	179	1.49	-	29.58	32.75	6.30	34.44
PK	4.86944G	45.04	74.00	-28.96	4.60	3	Horizontal	179	1.49	-	40.44	32.74	6.30	34.44

802.11n HT40_Nss1,(MCS0)_1TX

2447MHz_TX

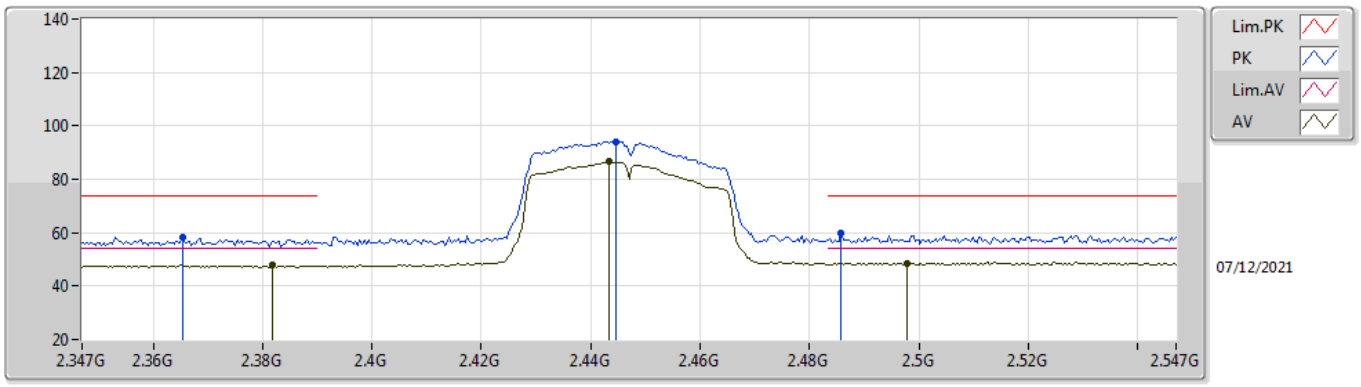

Type	Freq	Level	Limit	Margin	Factor	Dist	Condition	Azimuth	Height	Comment	Raw	AF	CL	PA
	(Hz)	(dBuV/m)	(dBuV/m)	(dB)	(dB)	(m)		(°)	(m)		(dBuV)	(dB)	(dB)	(dB)
AV	2.3818G	47.90	54.00	-6.10	31.72	3	Vertical	329	2.15	-	16.18	27.36	4.36	-
AV	2.4434G	86.47	Inf	-Inf	32.01	3	Vertical	329	2.15	-	54.46	27.57	4.44	-
AV	2.4978G	48.54	54.00	-5.46	32.41	3	Vertical	329	2.15	-	16.13	27.89	4.52	-
PK	2.3654G	58.32	74.00	-15.68	31.67	3	Vertical	329	2.15	-	26.65	27.33	4.34	-
PK	2.4446G	94.22	Inf	-Inf	32.02	3	Vertical	329	2.15	-	62.20	27.58	4.44	-
PK	2.4858G	59.70	74.00	-14.30	32.31	3	Vertical	329	2.15	-	27.39	27.81	4.50	-

802.11n HT40_Nss1,(MCS0)_1TX

2447MHz_TX

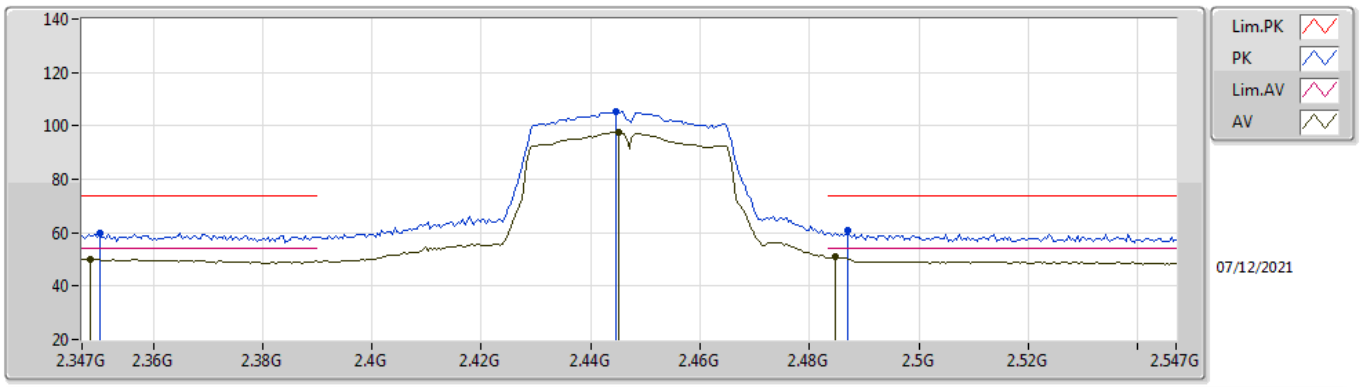

Type	Freq	Level	Limit	Margin	Factor	Dist	Condition	Azimuth	Height	Comment	Raw	AF	CL	PA
	(Hz)	(dBuV/m)	(dBuV/m)	(dB)	(dB)	(m)		(°)	(m)		(dBuV)	(dB)	(dB)	(dB)
AV	2.3486G	50.15	54.00	-3.85	31.62	3	Horizontal	189	1.60	-	18.53	27.29	4.33	-
AV	2.445G	97.67	Inf	-Inf	32.03	3	Horizontal	189	1.60	-	65.64	27.58	4.45	-
AV	2.4846G	50.86	54.00	-3.14	32.31	3	Horizontal	189	1.60	-	18.55	27.81	4.50	-
PK	2.3502G	59.82	74.00	-14.18	31.63	3	Horizontal	189	1.60	-	28.19	27.30	4.33	-
PK	2.4446G	105.46	Inf	-Inf	32.02	3	Horizontal	189	1.60	-	73.44	27.58	4.44	-
PK	2.487G	60.83	74.00	-13.17	32.33	3	Horizontal	189	1.60	-	28.50	27.82	4.51	-

802.11n HT40_Nss1,(MCS0)_1TX

2452MHz_TX

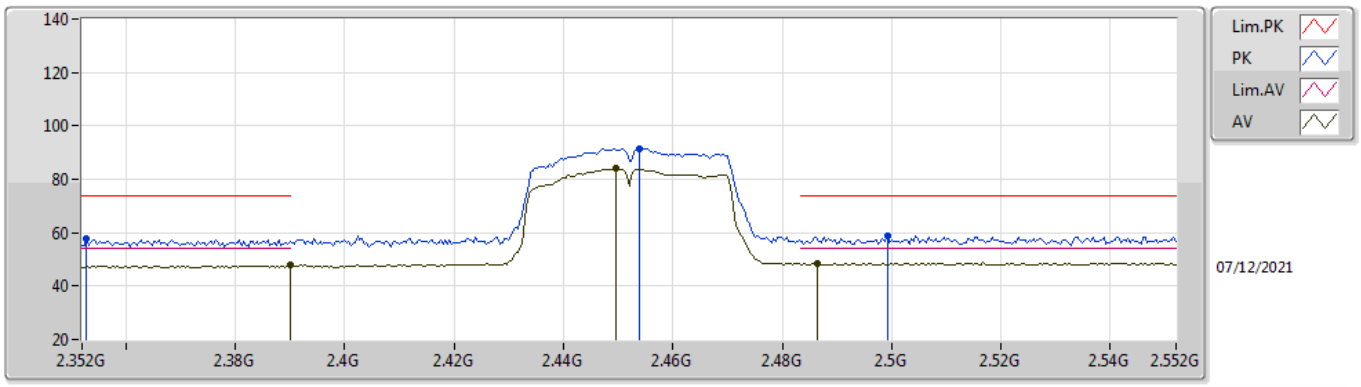

Type	Freq	Level	Limit	Margin	Factor	Dist	Condition	Azimuth	Height	Comment	Raw	AF	CL	PA
	(Hz)	(dBuV/m)	(dBuV/m)	(dB)	(dB)	(m)		(°)	(m)		(dBuV)	(dB)	(dB)	(dB)
AV	2.39G	47.74	54.00	-6.26	31.75	3	Vertical	327	2.57	-	15.99	27.38	4.37	-
AV	2.4496G	83.99	Inf	-Inf	32.05	3	Vertical	327	2.57	-	51.94	27.60	4.45	-
AV	2.4864G	48.49	54.00	-5.51	32.33	3	Vertical	327	2.57	-	16.16	27.82	4.51	-
PK	2.3528G	57.79	74.00	-16.21	31.64	3	Vertical	327	2.57	-	26.15	27.31	4.33	-
PK	2.454G	91.55	Inf	-Inf	32.08	3	Vertical	327	2.57	-	59.47	27.62	4.46	-
PK	2.4992G	58.64	74.00	-15.36	32.42	3	Vertical	327	2.57	-	26.22	27.90	4.52	-

802.11n HT40_Nss1,(MCS0)_1TX

2452MHz_TX

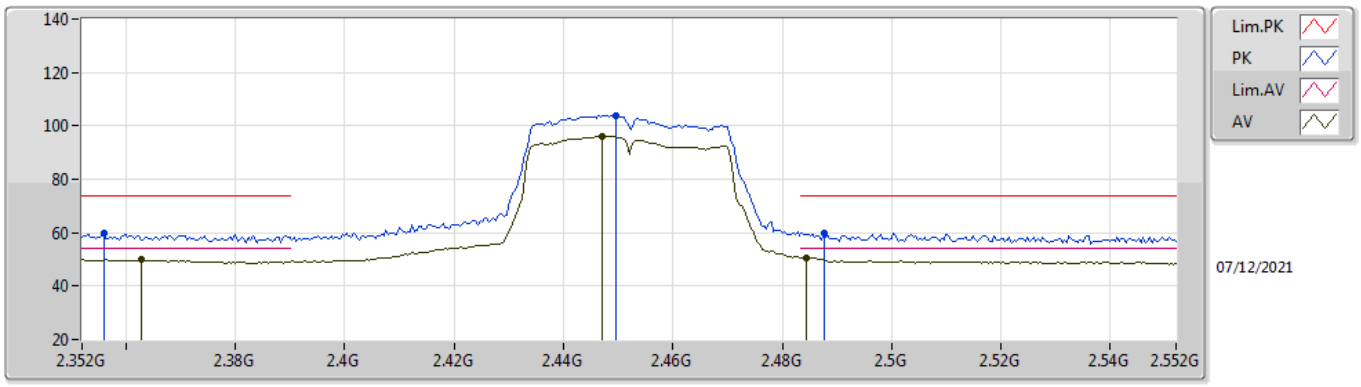

Type	Freq	Level	Limit	Margin	Factor	Dist	Condition	Azimuth	Height	Comment	Raw	AF	CL	PA
	(Hz)	(dBuV/m)	(dBuV/m)	(dB)	(dB)	(m)		(°)	(m)		(dBuV)	(dB)	(dB)	(dB)
AV	2.3628G	49.96	54.00	-4.04	31.67	3	Horizontal	188	1.61	-	18.29	27.33	4.34	-
AV	2.4472G	96.24	Inf	-Inf	32.04	3	Horizontal	188	1.61	-	64.20	27.59	4.45	-
AV	2.4844G	50.69	54.00	-3.31	32.31	3	Horizontal	188	1.61	-	18.38	27.81	4.50	-
PK	2.356G	59.68	74.00	-14.32	31.64	3	Horizontal	188	1.61	-	28.04	27.31	4.33	-
PK	2.4496G	103.73	Inf	-Inf	32.05	3	Horizontal	188	1.61	-	71.68	27.60	4.45	-
PK	2.4876G	59.79	74.00	-14.21	32.34	3	Horizontal	188	1.61	-	27.45	27.83	4.51	-

802.11n HT40_Nss1,(MCS0)_1TX

2452MHz_TX

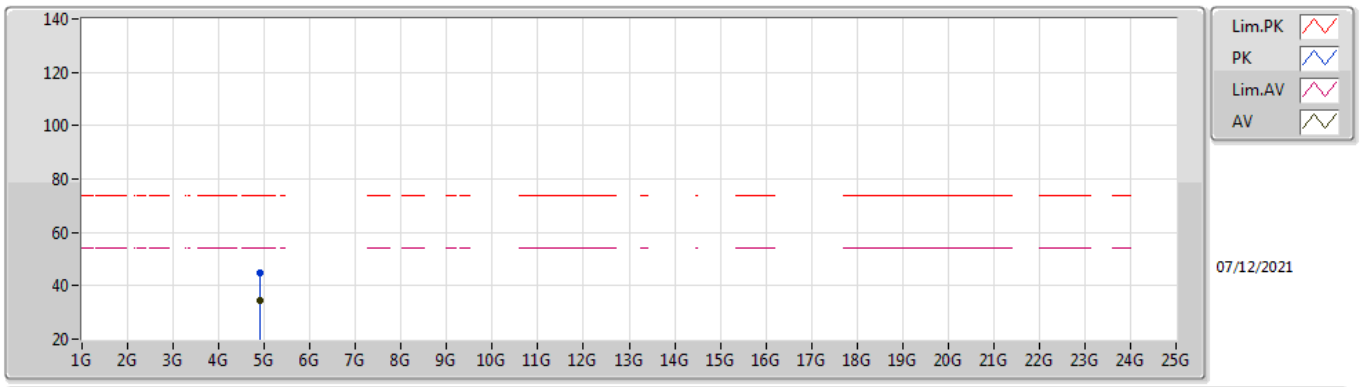

Type	Freq	Level	Limit	Margin	Factor	Dist	Condition	Azimuth	Height	Comment	Raw	AF	CL	PA
	(Hz)	(dBuV/m)	(dBuV/m)	(dB)	(dB)	(m)		(°)	(m)		(dBuV)	(dB)	(dB)	(dB)
AV	4.9032G	34.30	54.00	-19.70	4.70	3	Vertical	6	2.48	-	29.60	32.82	6.32	34.44
PK	4.8912G	44.98	74.00	-29.02	4.65	3	Vertical	6	2.48	-	40.33	32.78	6.31	34.44

802.11n HT40_Nss1,(MCS0)_1TX

2452MHz_TX

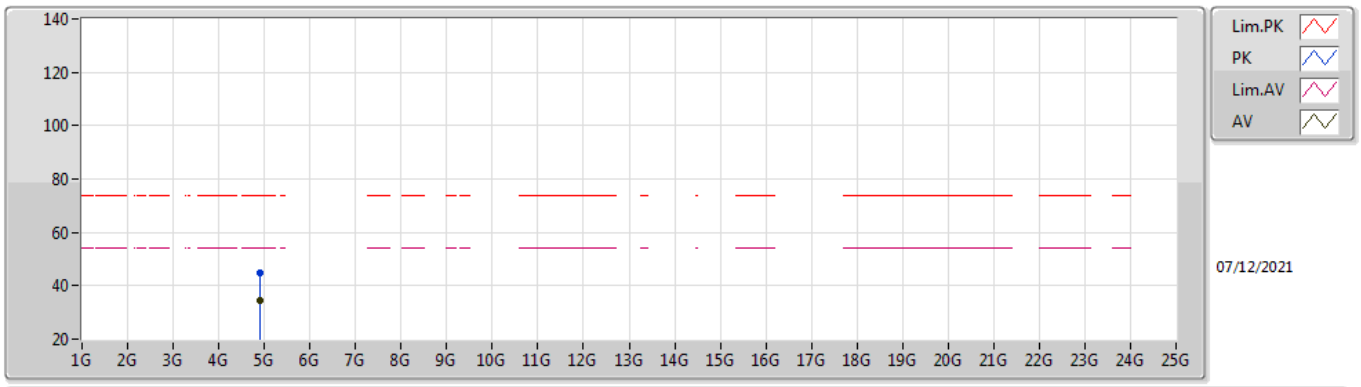

Type	Freq	Level	Limit	Margin	Factor	Dist	Condition	Azimuth	Height	Comment	Raw	AF	CL	PA
	(Hz)	(dBuV/m)	(dBuV/m)	(dB)	(dB)	(m)		(°)	(m)		(dBuV)	(dB)	(dB)	(dB)
AV	4.91328G	34.27	54.00	-19.73	4.77	3	Horizontal	181	1.00	-	29.50	32.88	6.33	34.44
PK	4.89072G	44.84	74.00	-29.16	4.65	3	Horizontal	181	1.00	-	40.19	32.78	6.31	34.44