WCDMA Band IV (RMC 12.2Kbps)	
Lowest Channel	
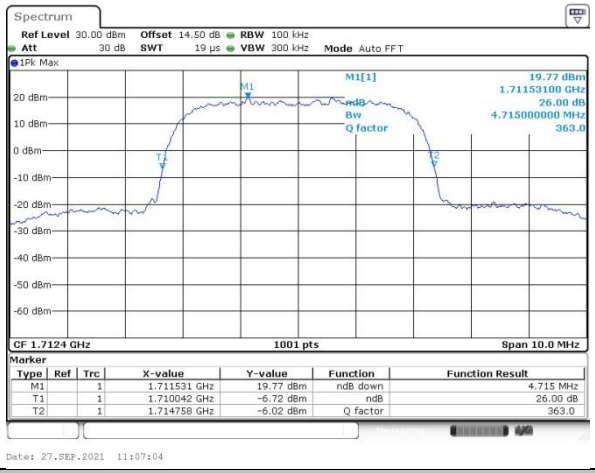	
Middle Channel	
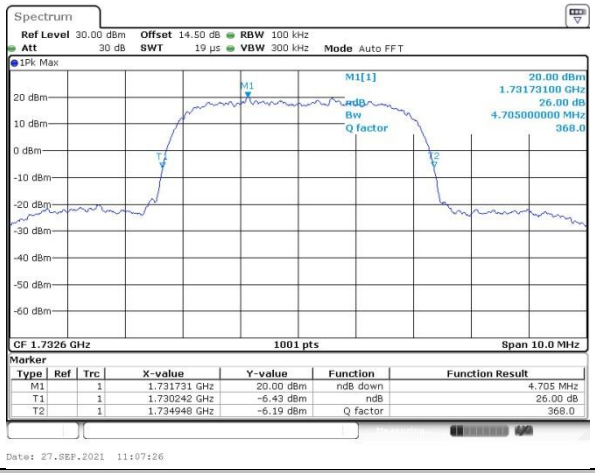	
Highest Channel	
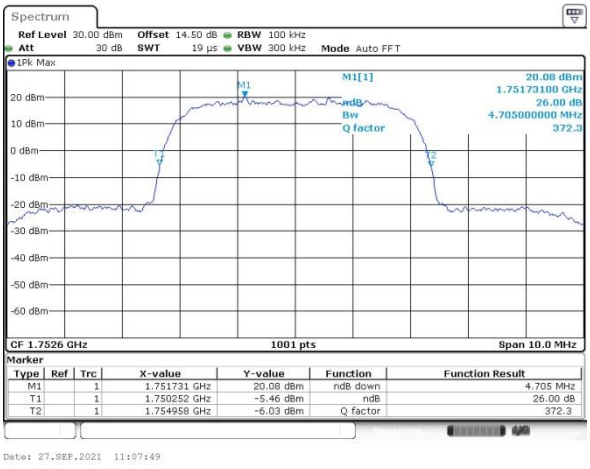	

Occupied Bandwidth

Mode	WCDMA Band V(MHz)	WCDMA Band II(MHz)	WCDMA Band IV(MHz)
Mod.	RMC 12.2Kbps	RMC 12.2Kbps	RMC 12.2Kbps
Lowest CH	4.15	4.15	4.14
Middle CH	4.15	4.16	4.15
Highest CH	4.15	4.14	4.15

WCDMA Band V (RMC 12.2Kbps)	WCDMA Band II (RMC 12.2Kbps)
Lowest Channel	**Lowest Channel**
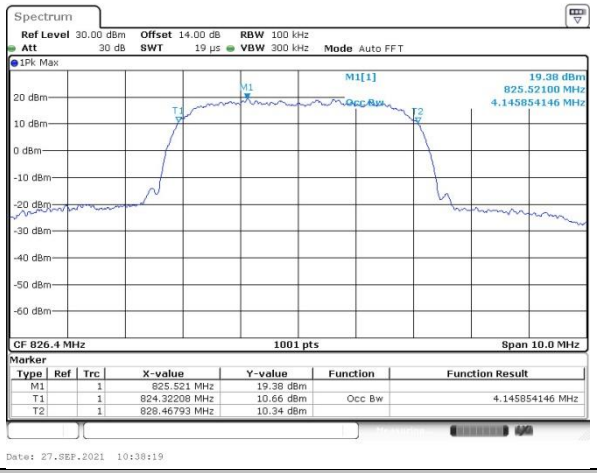	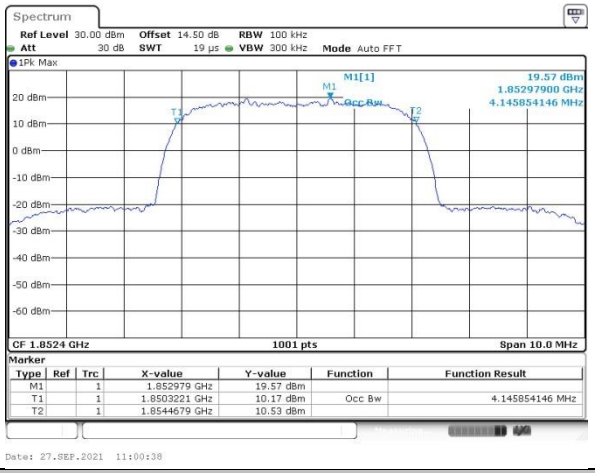
Middle Channel	**Middle Channel**
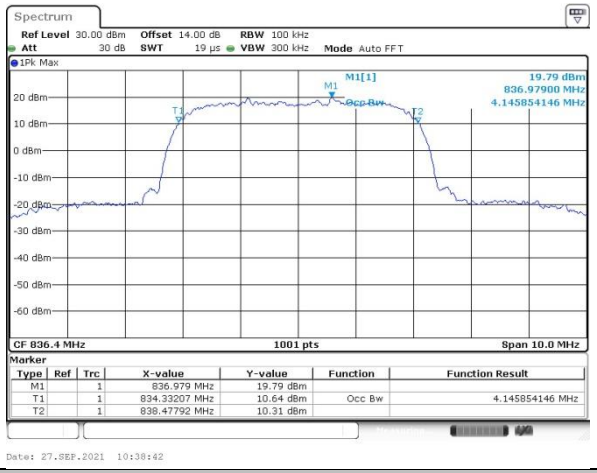	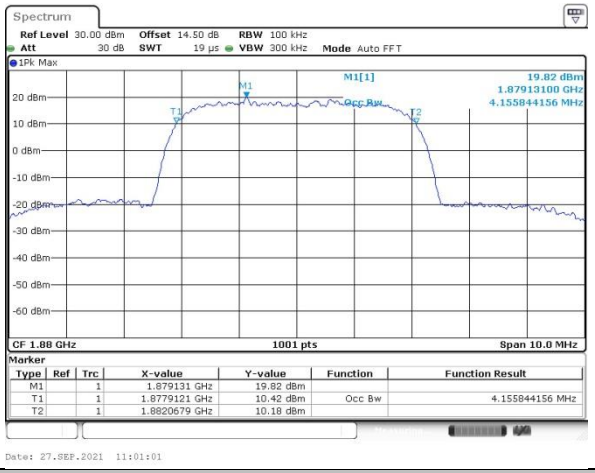
Highest Channel	**Highest Channel**
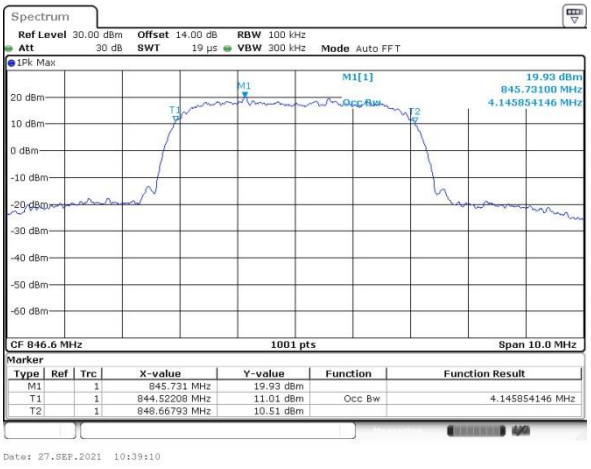	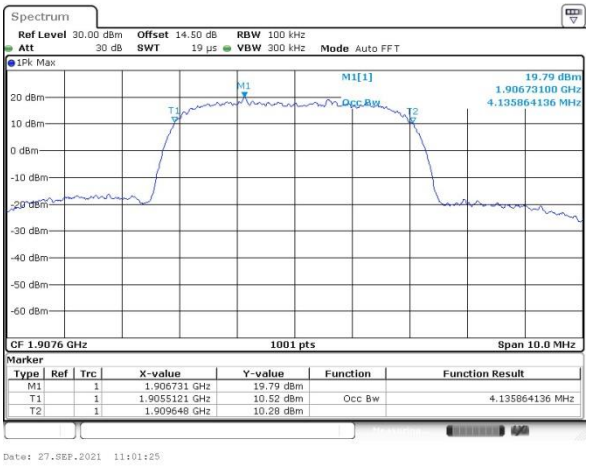

WCDMA Band IV (RMC 12.2Kbps)	
Lowest Channel	
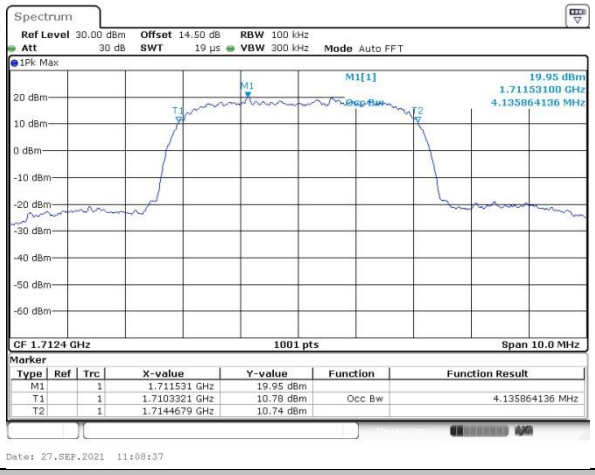	
Middle Channel	
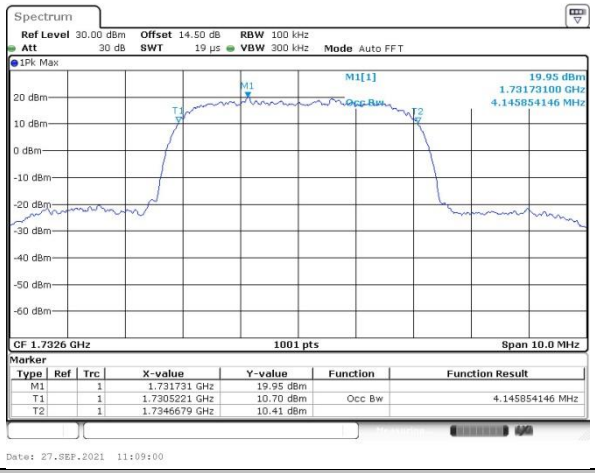	
Highest Channel	
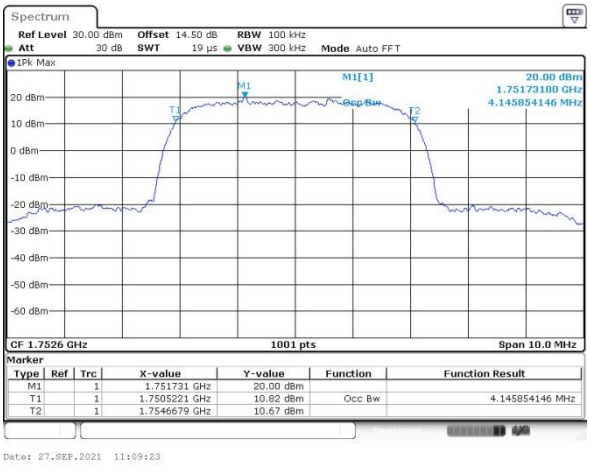	

Conducted Band Edge

WCDMA Band V (RMC 12.2Kbps)	
Lowest Band Edge	**Highest Band Edge**

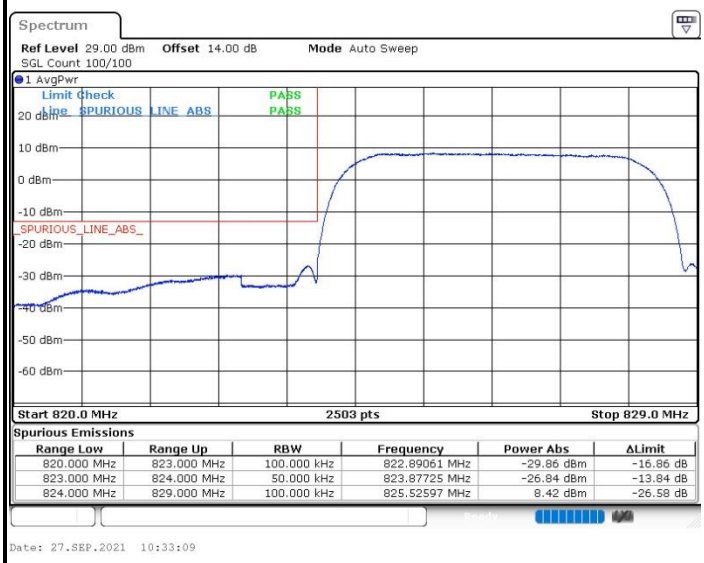

Spurious Emissions

Range Low	Range Up	RBW	Frequency	Power Abs	ΔLimit
820.000 MHz	823.000 MHz	100.000 kHz	822.89061 MHz	-29.86 dBm	-16.86 dB
823.000 MHz	824.000 MHz	50.000 kHz	823.87725 MHz	-26.84 dBm	-13.84 dB
824.000 MHz	829.000 MHz	100.000 kHz	825.52597 MHz	8.42 dBm	-26.58 dB

Date: 27.SEP.2021 10:33:09

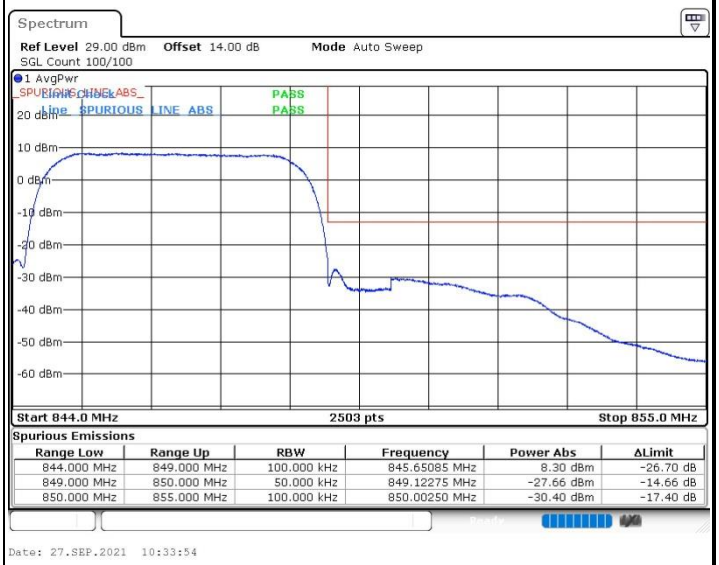

Spurious Emissions

Range Low	Range Up	RBW	Frequency	Power Abs	ΔLimit
844.000 MHz	849.000 MHz	100.000 kHz	845.65085 MHz	8.30 dBm	-26.70 dB
849.000 MHz	850.000 MHz	50.000 kHz	849.12275 MHz	-27.66 dBm	-14.66 dB
850.000 MHz	855.000 MHz	100.000 kHz	850.00250 MHz	-30.40 dBm	-17.40 dB

Date: 27.SEP.2021 10:33:54

WCDMA Band II (RMC 12.2Kbps)	
Lowest Band Edge	**Highest Band Edge**

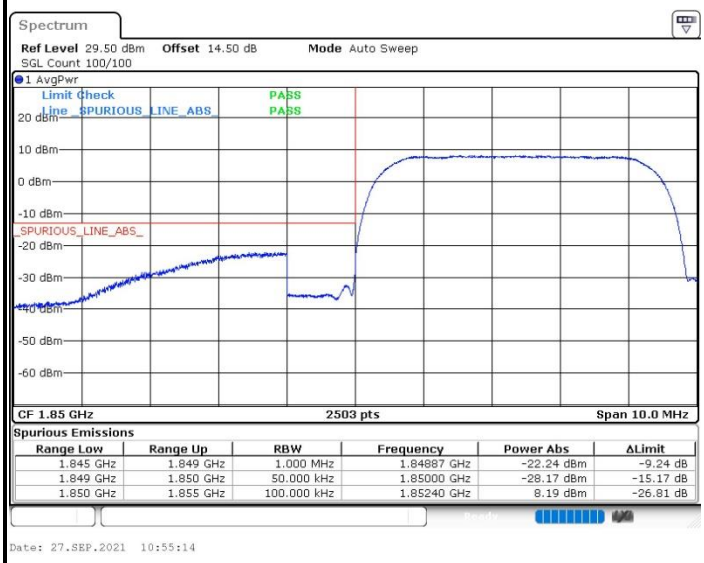

Spurious Emissions

Range Low	Range Up	RBW	Frequency	Power Abs	ΔLimit
1.845 GHz	1.849 GHz	1.000 MHz	1.84887 GHz	-22.24 dBm	-9.24 dB
1.849 GHz	1.850 GHz	50.000 kHz	1.85000 GHz	-28.17 dBm	-15.17 dB
1.850 GHz	1.855 GHz	100.000 kHz	1.85240 GHz	8.19 dBm	-26.81 dB

Date: 27.SEP.2021 10:55:14

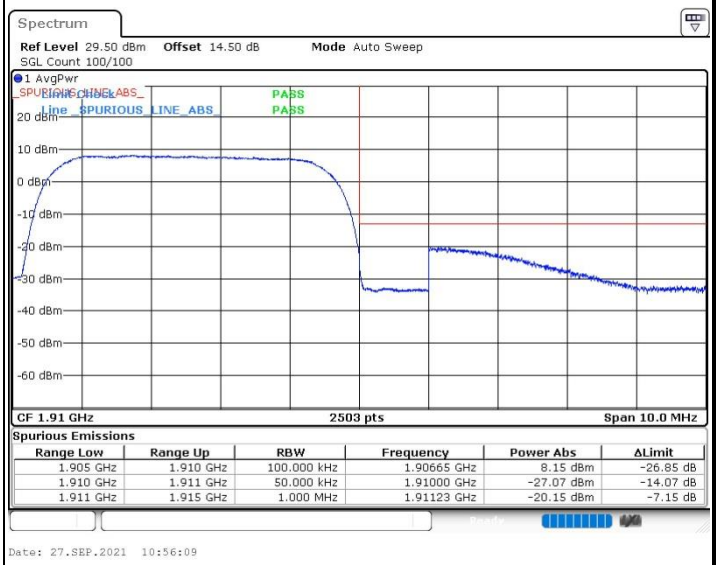

Spurious Emissions

Range Low	Range Up	RBW	Frequency	Power Abs	ΔLimit
1.905 GHz	1.910 GHz	100.000 kHz	1.90665 GHz	8.15 dBm	-26.85 dB
1.910 GHz	1.911 GHz	50.000 kHz	1.91000 GHz	-27.07 dBm	-14.07 dB
1.911 GHz	1.915 GHz	1.000 MHz	1.91123 GHz	-20.15 dBm	-7.15 dB

Date: 27.SEP.2021 10:56:09

WCDMA Band IV (RMC 12.2Kbps)	
Lowest Band Edge	**Highest Band Edge**

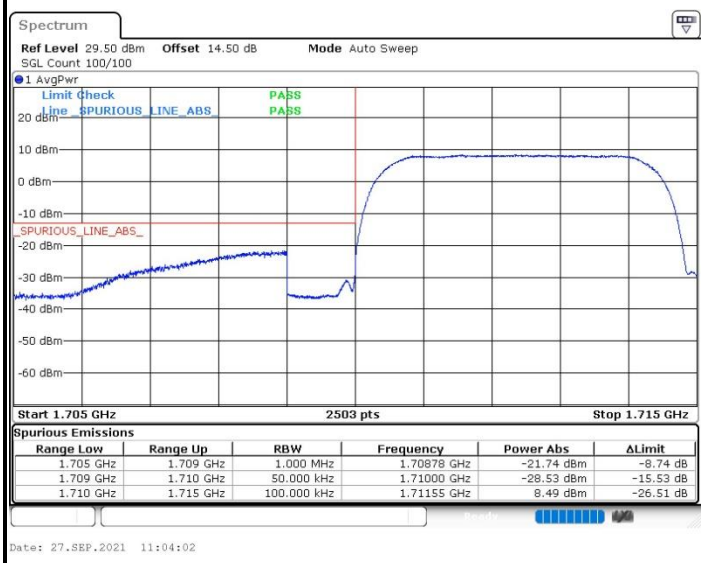

Spurious Emissions

Range Low	Range Up	RBW	Frequency	Power Abs	ΔLimit
1.705 GHz	1.709 GHz	1.000 MHz	1.70878 GHz	-21.74 dBm	-8.74 dB
1.709 GHz	1.710 GHz	50.000 kHz	1.71000 GHz	-28.53 dBm	-15.53 dB
1.710 GHz	1.715 GHz	100.000 kHz	1.71155 GHz	8.49 dBm	-26.51 dB

Date: 27.SEP.2021 11:04:02

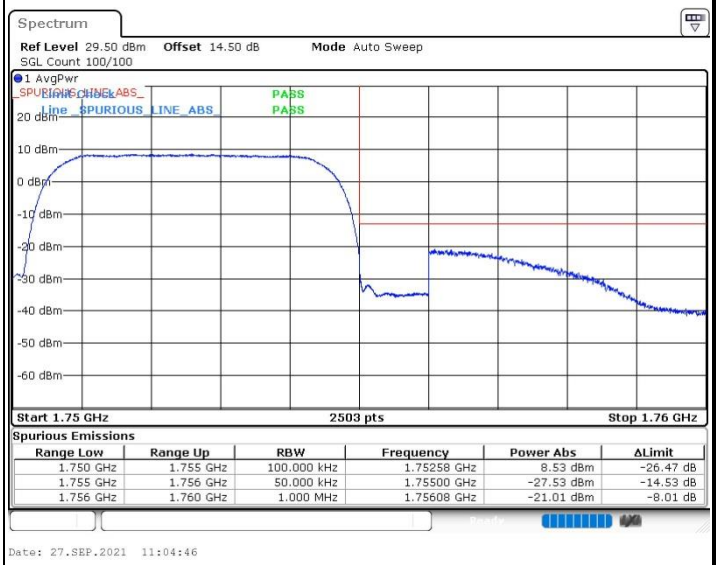

Spurious Emissions

Range Low	Range Up	RBW	Frequency	Power Abs	ΔLimit
1.750 GHz	1.755 GHz	100.000 kHz	1.75258 GHz	8.53 dBm	-26.47 dB
1.755 GHz	1.756 GHz	50.000 kHz	1.75500 GHz	-27.53 dBm	-14.53 dB
1.756 GHz	1.760 GHz	1.000 MHz	1.75608 GHz	-21.01 dBm	-8.01 dB

Date: 27.SEP.2021 11:04:46

Conducted Spurious Emission

WCDMA Band V (RMC 12.2Kbps)

Lowest Channel

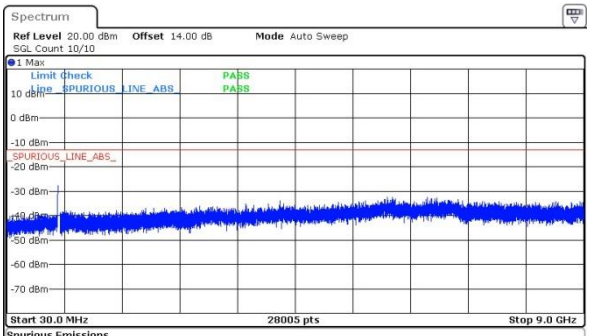

Spurious Emissions

Range Low	Range Up	RBW	Frequency	Power Abs	ΔLimit
30.000 MHz	820.000 MHz	1.000 MHz	819.40780 MHz	-27.65 dBm	-14.65 dB
855.000 MHz	1.000 GHz	1.000 MHz	950.90580 MHz	-38.15 dBm	-25.15 dB
1.000 GHz	3.000 GHz	1.000 MHz	2.96788 GHz	-36.70 dBm	-23.70 dB
3.000 GHz	7.000 GHz	1.000 MHz	6.57530 GHz	-32.56 dBm	-19.56 dB
7.000 GHz	9.000 GHz	1.000 MHz	7.04487 GHz	-33.48 dBm	-20.48 dB

Date: 27.SEP.2021 10:34:47

Middle Channel

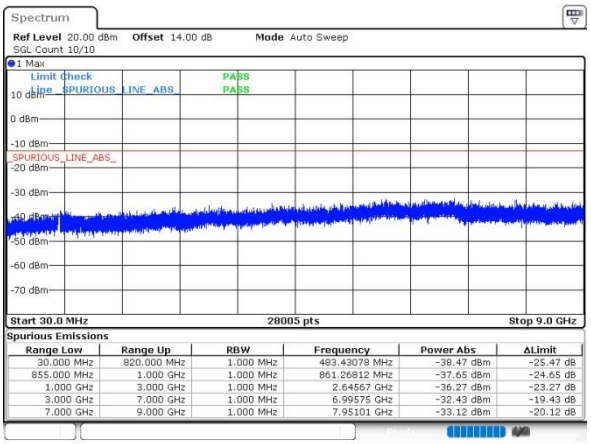

Spurious Emissions

Range Low	Range Up	RBW	Frequency	Power Abs	ΔLimit
30.000 MHz	820.000 MHz	1.000 MHz	483.43078 MHz	-38.47 dBm	-25.47 dB
855.000 MHz	1.000 GHz	1.000 MHz	861.26812 MHz	-37.65 dBm	-24.65 dB
1.000 GHz	3.000 GHz	1.000 MHz	2.64567 GHz	-36.27 dBm	-23.27 dB
3.000 GHz	7.000 GHz	1.000 MHz	6.99575 GHz	-32.43 dBm	-19.43 dB
7.000 GHz	9.000 GHz	1.000 MHz	7.95101 GHz	-33.12 dBm	-20.12 dB

Date: 27.SEP.2021 10:35:19

Highest Channel

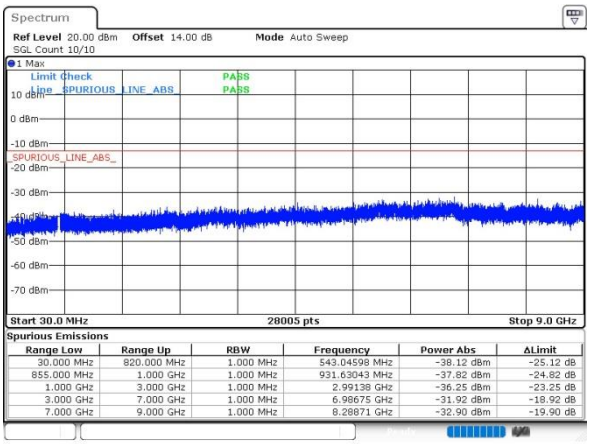

Spurious Emissions

Range Low	Range Up	RBW	Frequency	Power Abs	ΔLimit
30.000 MHz	820.000 MHz	1.000 MHz	543.04598 MHz	-38.12 dBm	-25.12 dB
855.000 MHz	1.000 GHz	1.000 MHz	931.63043 MHz	-37.82 dBm	-24.82 dB
1.000 GHz	3.000 GHz	1.000 MHz	2.99138 GHz	-36.25 dBm	-23.25 dB
3.000 GHz	7.000 GHz	1.000 MHz	6.98675 GHz	-31.92 dBm	-18.92 dB
7.000 GHz	9.000 GHz	1.000 MHz	8.28871 GHz	-32.90 dBm	-19.90 dB

Date: 27.SEP.2021 10:35:50

WCDMA Band II (RMC 12.2Kbps)

Lowest Channel

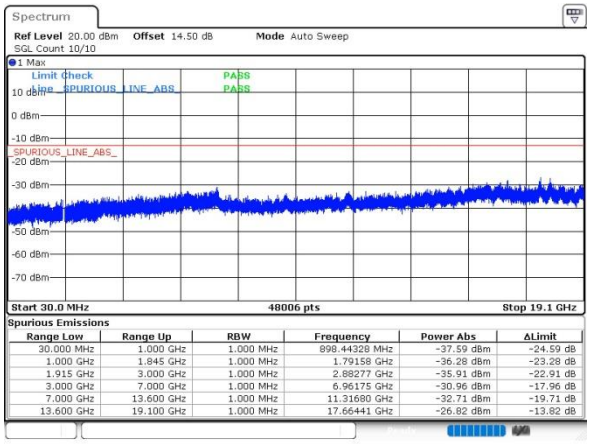

Spurious Emissions

Range Low	Range Up	RBW	Frequency	Power Abs	ΔLimit
30.000 MHz	1.000 GHz	1.000 MHz	898.44328 MHz	-37.59 dBm	-24.59 dB
1.000 GHz	1.845 GHz	1.000 MHz	1.79158 GHz	-36.28 dBm	-23.28 dB
1.915 GHz	3.000 GHz	1.000 MHz	2.88277 GHz	-35.91 dBm	-22.91 dB
3.000 GHz	7.000 GHz	1.000 MHz	6.96175 GHz	-30.96 dBm	-17.96 dB
7.000 GHz	13.600 GHz	1.000 MHz	11.31680 GHz	-32.71 dBm	-19.71 dB
13.600 GHz	19.100 GHz	1.000 MHz	17.66441 GHz	-26.82 dBm	-13.82 dB

Date: 27.SEP.2021 10:57:05

Middle Channel

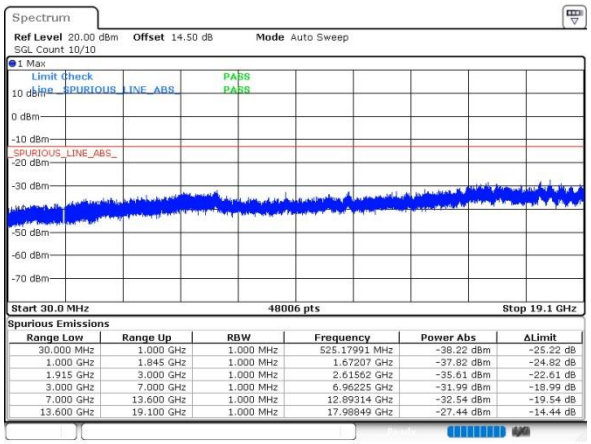

Spurious Emissions

Range Low	Range Up	RBW	Frequency	Power Abs	ΔLimit
30.000 MHz	1.000 GHz	1.000 MHz	525.17991 MHz	-38.22 dBm	-25.22 dB
1.000 GHz	1.845 GHz	1.000 MHz	1.67207 GHz	-37.82 dBm	-24.82 dB
1.915 GHz	3.000 GHz	1.000 MHz	2.61562 GHz	-35.61 dBm	-22.61 dB
3.000 GHz	7.000 GHz	1.000 MHz	6.96225 GHz	-31.99 dBm	-18.99 dB
7.000 GHz	13.600 GHz	1.000 MHz	12.89314 GHz	-32.54 dBm	-19.54 dB
13.600 GHz	19.100 GHz	1.000 MHz	17.98849 GHz	-27.44 dBm	-14.44 dB

Date: 27.SEP.2021 10:57:35

Highest Channel

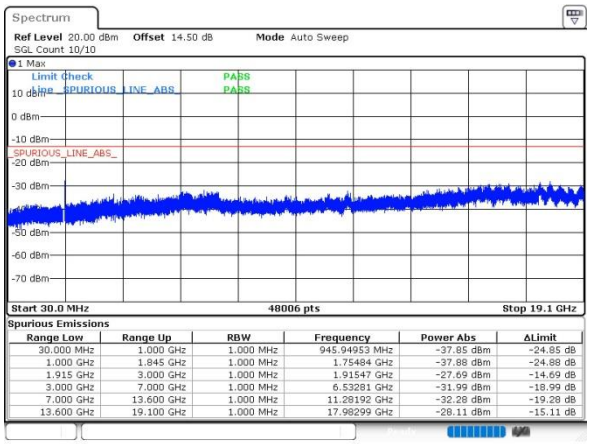

Spurious Emissions

Range Low	Range Up	RBW	Frequency	Power Abs	ΔLimit
30.000 MHz	1.000 GHz	1.000 MHz	945.94953 MHz	-37.85 dBm	-24.85 dB
1.000 GHz	1.845 GHz	1.000 MHz	1.75484 GHz	-37.88 dBm	-24.88 dB
1.915 GHz	3.000 GHz	1.000 MHz	1.91547 GHz	-27.69 dBm	-14.69 dB
3.000 GHz	7.000 GHz	1.000 MHz	6.53281 GHz	-31.99 dBm	-18.99 dB
7.000 GHz	13.600 GHz	1.000 MHz	11.28192 GHz	-32.28 dBm	-19.28 dB
13.600 GHz	19.100 GHz	1.000 MHz	17.98299 GHz	-28.11 dBm	-15.11 dB

Date: 27.SEP.2021 10:58:06

WCDMA Band IV (RMC 12.2Kbps)

Lowest Channel

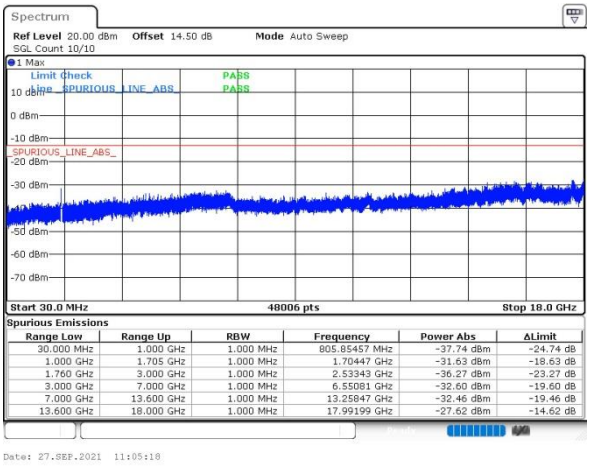

Spurious Emissions

Range Low	Range Up	RBW	Frequency	Power Abs	ΔLimit
30.000 MHz	1.000 GHz	1.000 MHz	805.85457 MHz	-37.74 dBm	-24.74 dB
1.000 GHz	1.705 GHz	1.000 MHz	1.70447 GHz	-31.63 dBm	-18.63 dB
1.760 GHz	3.000 GHz	1.000 MHz	2.53343 GHz	-36.27 dBm	-23.27 dB
3.000 GHz	7.000 GHz	1.000 MHz	6.55081 GHz	-32.60 dBm	-19.60 dB
7.000 GHz	13.600 GHz	1.000 MHz	13.25847 GHz	-32.46 dBm	-19.46 dB
13.600 GHz	18.000 GHz	1.000 MHz	17.99199 GHz	-27.62 dBm	-14.62 dB

Middle Channel

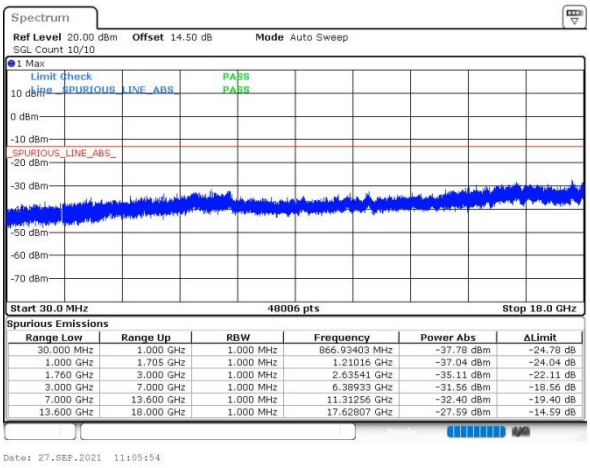

Spurious Emissions

Range Low	Range Up	RBW	Frequency	Power Abs	ΔLimit
30.000 MHz	1.000 GHz	1.000 MHz	866.93403 MHz	-37.78 dBm	-24.78 dB
1.000 GHz	1.705 GHz	1.000 MHz	1.21016 GHz	-37.04 dBm	-24.04 dB
1.760 GHz	3.000 GHz	1.000 MHz	2.63541 GHz	-35.11 dBm	-22.11 dB
3.000 GHz	7.000 GHz	1.000 MHz	6.38933 GHz	-31.56 dBm	-18.56 dB
7.000 GHz	13.600 GHz	1.000 MHz	11.31256 GHz	-32.40 dBm	-19.40 dB
13.600 GHz	18.000 GHz	1.000 MHz	17.62807 GHz	-27.59 dBm	-14.59 dB

Highest Channel

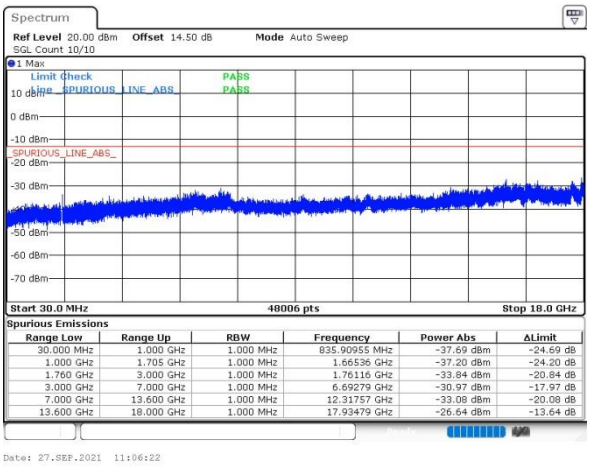

Spurious Emissions

Range Low	Range Up	RBW	Frequency	Power Abs	ΔLimit
30.000 MHz	1.000 GHz	1.000 MHz	835.90955 MHz	-37.69 dBm	-24.69 dB
1.000 GHz	1.705 GHz	1.000 MHz	1.66536 GHz	-37.20 dBm	-24.20 dB
1.760 GHz	3.000 GHz	1.000 MHz	1.76116 GHz	-33.84 dBm	-20.84 dB
3.000 GHz	7.000 GHz	1.000 MHz	6.69279 GHz	-30.97 dBm	-17.97 dB
7.000 GHz	13.600 GHz	1.000 MHz	12.31757 GHz	-33.08 dBm	-20.08 dB
13.600 GHz	18.000 GHz	1.000 MHz	17.93479 GHz	-26.64 dBm	-13.64 dB

Frequency Stability

Test Conditions	Middle Channel	WCDMA Band V (RMC 12.2Kbps)	Limit 2.5ppm
Temperature (°C)	Voltage (Volt)	Deviation (ppm)	Result
50	Normal Voltage	0.0012	PASS
40	Normal Voltage	0.0099	
30	Normal Voltage	0.0091	
20(Ref.)	Normal Voltage	0.0000	
10	Normal Voltage	0.0091	
0	Normal Voltage	0.0106	
-10	Normal Voltage	0.0090	
-20	Normal Voltage	0.0000	
-30	Normal Voltage	0.0017	
20	Maximum Voltage	0.0088	
20	Normal Voltage	0.0000	
20	Battery End Point	0.0007	

Test Conditions	Middle Channel	WCDMA Band II (RMC 12.2Kbps)	Limit Note 2.
Temperature (°C)	Voltage (Volt)	Deviation (ppm)	Result
50	Normal Voltage	0.0007	PASS
40	Normal Voltage	0.0011	
30	Normal Voltage	0.0009	
20(Ref.)	Normal Voltage	0.0000	
10	Normal Voltage	0.0012	
0	Normal Voltage	0.0003	
-10	Normal Voltage	0.0022	
-20	Normal Voltage	0.0010	
-30	Normal Voltage	0.0008	
20	Maximum Voltage	0.0013	
20	Normal Voltage	0.0000	
20	Battery End Point	0.0005	

Test Conditions	Middle Channel	WCDMA Band IV (RMC 12.2Kbps)	Limit Note 2.
Temperature (°C)	Voltage (Volt)	Deviation (ppm)	Result
50	Normal Voltage	0.0016	PASS
40	Normal Voltage	0.0048	
30	Normal Voltage	0.0044	
20(Ref.)	Normal Voltage	0.0000	
10	Normal Voltage	0.0040	
0	Normal Voltage	0.0042	
-10	Normal Voltage	0.0043	
-20	Normal Voltage	0.0000	
-30	Normal Voltage	0.0018	
20	Maximum Voltage	0.0019	
20	Normal Voltage	0.0000	
20	Battery End Point	0.0015	

Note:

1. Normal Voltage = 7.74V. ; Battery End Point (BEP) = 6.9 V. ; Maximum Voltage =8.9 V
2. The frequency fundamental emissions stay within the authorized frequency block based on the frequency deviation measured is small.

Appendix B. Test Results of Radiated Test

Radiated Spurious Emission

GSM850 (GSM)								
Channel	Frequency (MHz)	ERP (dBm)	Limit (dBm)	Over Limit (dB)	S.G. Power (dBm)	TX Cable loss (dB)	TX Antenna Gain (dBi)	Polarization (H/V)
Middle	1672	-65.80	-13	-52.80	-72.77	1.58	10.70	H
	2510	-55.64	-13	-42.64	-63.89	2.102	12.50	H
	3348	-61.85	-13	-48.85	-70.74	2.856	13.90	H
	1672	-63.91	-13	-50.91	-70.88	1.58	10.70	V
	2510	-46.34	-13	-33.34	-54.59	2.10	12.50	V
	3348	-62.06	-13	-49.06	-70.95	2.86	13.90	V

Remark: Spurious emissions within 30-1000MHz were found more than 20dB below limit line.

GSM850 (EDGE class 8)								
Channel	Frequency (MHz)	ERP (dBm)	Limit (dBm)	Over Limit (dB)	S.G. Power (dBm)	TX Cable loss (dB)	TX Antenna Gain (dBi)	Polarization (H/V)
Middle	1672	-66.04	-13	-53.04	-73.01	1.58	10.70	H
	2510	-55.43	-13	-42.43	-63.68	2.102	12.50	H
	3348	-61.66	-13	-48.66	-70.55	2.856	13.90	H
	1672	-65.19	-13	-52.19	-72.16	1.58	10.70	V
	2510	-55.30	-13	-42.30	-63.55	2.10	12.50	V
	3348	-62.15	-13	-49.15	-71.04	2.86	13.90	V

Remark: Spurious emissions within 30-1000MHz were found more than 20dB below limit line.

WCDMA Band V(RMC 12.2Kbps)								
Channel	Frequency (MHz)	ERP (dBm)	Limit (dBm)	Over Limit (dB)	S.G. Power (dBm)	TX Cable loss (dB)	TX Antenna Gain (dBi)	Polarization (H/V)
Middle	1672	-66.30	-13	-53.30	-73.27	1.58	10.70	H
	2510	-61.30	-13	-48.30	-69.55	2.102	12.50	H
	3348	-62.03	-13	-49.03	-70.92	2.856	13.90	H
	1672	-64.99	-13	-51.99	-71.96	1.58	10.70	V
	2510	-60.62	-13	-47.62	-68.87	2.10	12.50	V
	3348	-61.84	-13	-48.84	-70.73	2.86	13.90	V

Remark: Spurious emissions within 30-1000MHz were found more than 20dB below limit line.

GSM1900 (GSM)								
Channel	Frequency (MHz)	ERP (dBm)	Limit (dBm)	Over Limit (dB)	S.G. Power (dBm)	TX Cable loss (dB)	TX Antenna Gain (dBi)	Polarization (H/V)
Middle	3759	-58.35	-13	-45.35	-70.61	2.641	14.90	H
	5640	-57.12	-13	-44.12	-68.98	2.94	14.80	H
	7524	-54.50	-13	-41.50	-64.27	3.39	13.16	H
	3759	-58.06	-13	-45.06	-70.32	2.64	14.90	V
	5640	-57.49	-13	-44.49	-69.35	2.94	14.80	V
	7524	-54.50	-13	-41.50	-64.27	3.39	13.16	V

Remark: Spurious emissions within 30-1000MHz were found more than 20dB below limit line.

GSM1900 (EDGE class 8)								
Channel	Frequency (MHz)	ERP (dBm)	Limit (dBm)	Over Limit (dB)	S.G. Power (dBm)	TX Cable loss (dB)	TX Antenna Gain (dBi)	Polarization (H/V)
Middle	3759	-58.46	-13	-45.46	-70.72	2.641	14.90	H
	5640	-57.16	-13	-44.16	-69.02	2.94	14.80	H
	7524	-54.70	-13	-41.70	-64.47	3.39	13.16	H
	3759	-57.57	-13	-44.57	-69.83	2.64	14.90	V
	5640	-57.49	-13	-44.49	-69.35	2.94	14.80	V
	7524	-54.66	-13	-41.66	-64.43	3.39	13.16	V

Remark: Spurious emissions within 30-1000MHz were found more than 20dB below limit line.

WCDMA Band II(RMC 12.2Kbps)								
Channel	Frequency (MHz)	ERP (dBm)	Limit (dBm)	Over Limit (dB)	S.G. Power (dBm)	TX Cable loss (dB)	TX Antenna Gain (dBi)	Polarization (H/V)
Middle	3759	-58.41	-13	-45.41	-70.67	2.64	14.90	H
	5640	-56.73	-13	-43.73	-68.59	2.94	14.80	H
	7524	-54.88	-13	-41.88	-64.65	3.39	13.16	H
	3759	-58.14	-13	-45.14	-70.40	2.64	14.90	V
	5640	-57.48	-13	-44.48	-69.34	2.94	14.80	V
	7524	-54.63	-13	-41.63	-64.40	3.39	13.16	V

Remark: Spurious emissions within 30-1000MHz were found more than 20dB below limit line.

WCDMA Band IV(RMC 12.2Kbps)								
Channel	Frequency (MHz)	ERP (dBm)	Limit (dBm)	Over Limit (dB)	S.G. Power (dBm)	TX Cable loss (dB)	TX Antenna Gain (dBi)	Polarization (H/V)
Middle	3465	-59.47	-13	-46.47	-70.21	2.604	13.34	H
	5199	-57.29	-13	-44.29	-67.80	3.011	13.52	H
	6936	-56.05	-13	-43.05	-66.25	3.271	13.47	H
	3465	-59.81	-13	-46.81	-70.55	2.604	13.34	V
	5199	-56.99	-13	-43.99	-67.50	3.011	13.52	V
	6936	-55.91	-13	-42.91	-66.11	3.271	13.47	V

Remark: Spurious emissions within 30-1000MHz were found more than 20dB below limit line.