11BE20MIMO_Ant0_5500_106Tone_RU53

Date: 23.AUG.2024 22:55:32

11BE20MIMO_Ant1_5500_26Tone_RU0

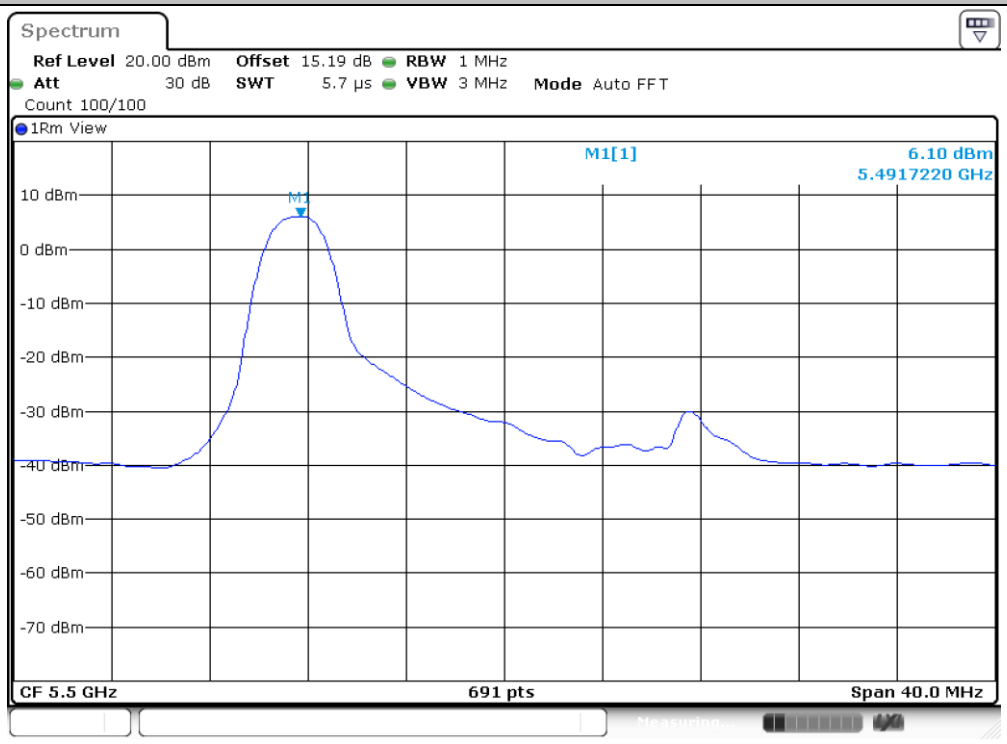

Date: 23.AUG.2024 22:51:14

11BE20MIMO_Ant1_5500_52Tone_RU37

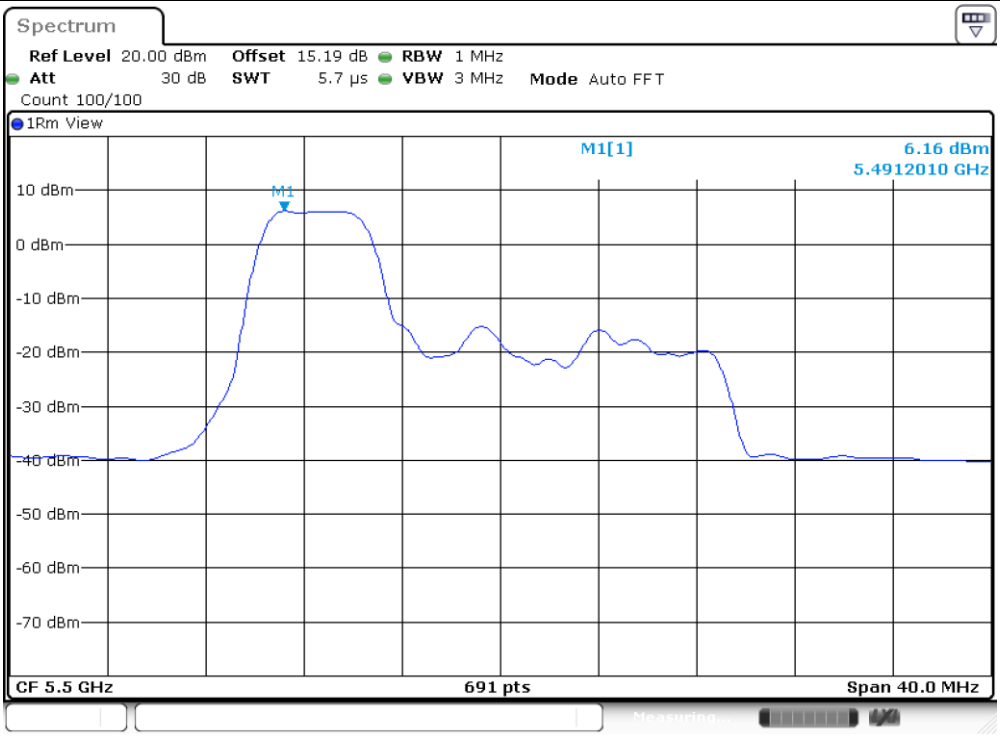

Date: 23.AUG.2024 22:53:33

11BE20MIMO_Ant1_5500_106Tone_RU53

Date: 23.AUG.2024 22:55:40

11BE20MIMO_total_5500_26Tone_RU0

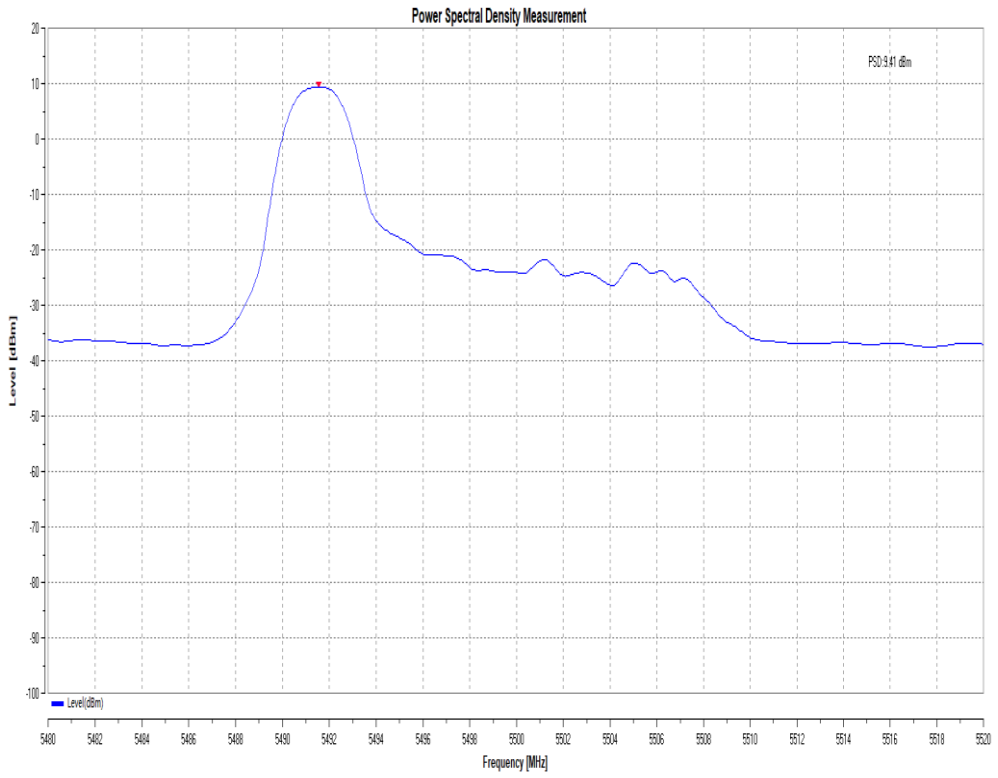

11BE20MIMO_total_5500_52Tone_RU37

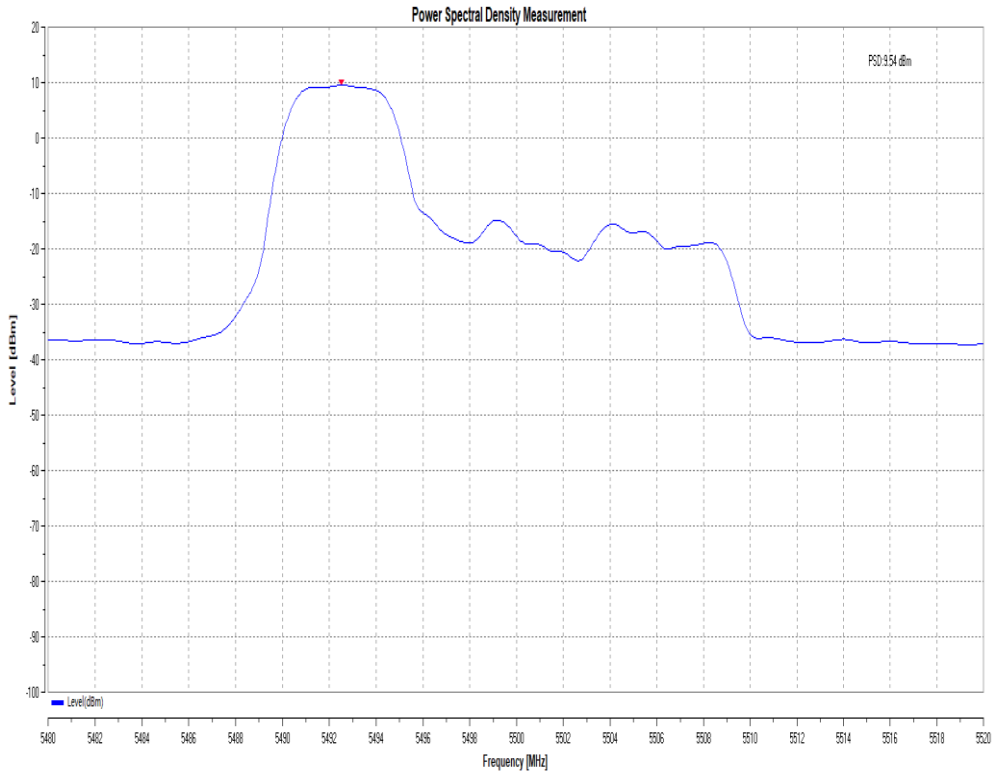

11BE20MIMO_total_5500_106Tone_RU53
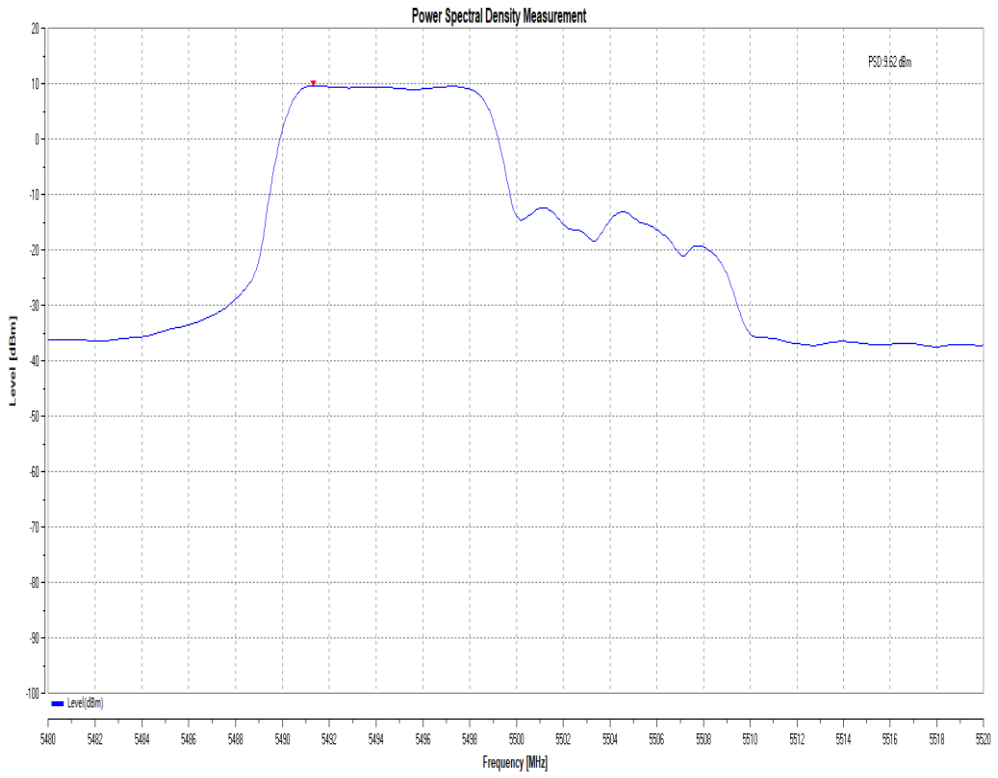

11BE20MIMO_Ant0_5700_26Tone_RU8
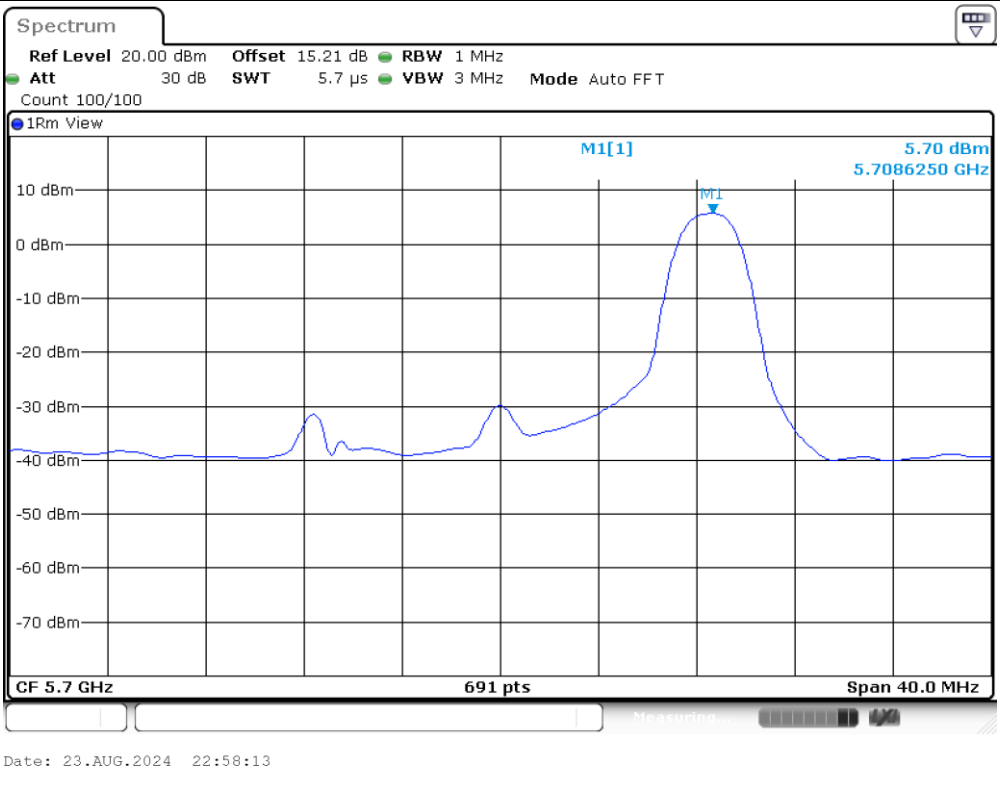

11BE20MIMO_Ant0_5700_52Tone_RU40

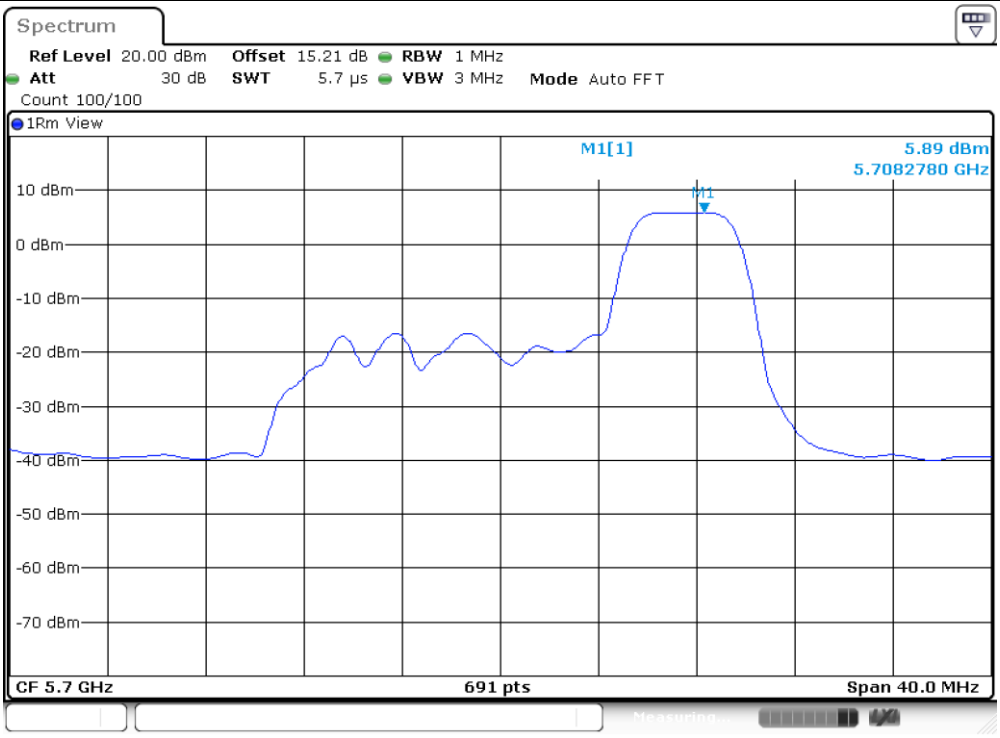

Date: 23.AUG.2024 23:00:40

11BE20MIMO_Ant0_5700_106Tone_RU54

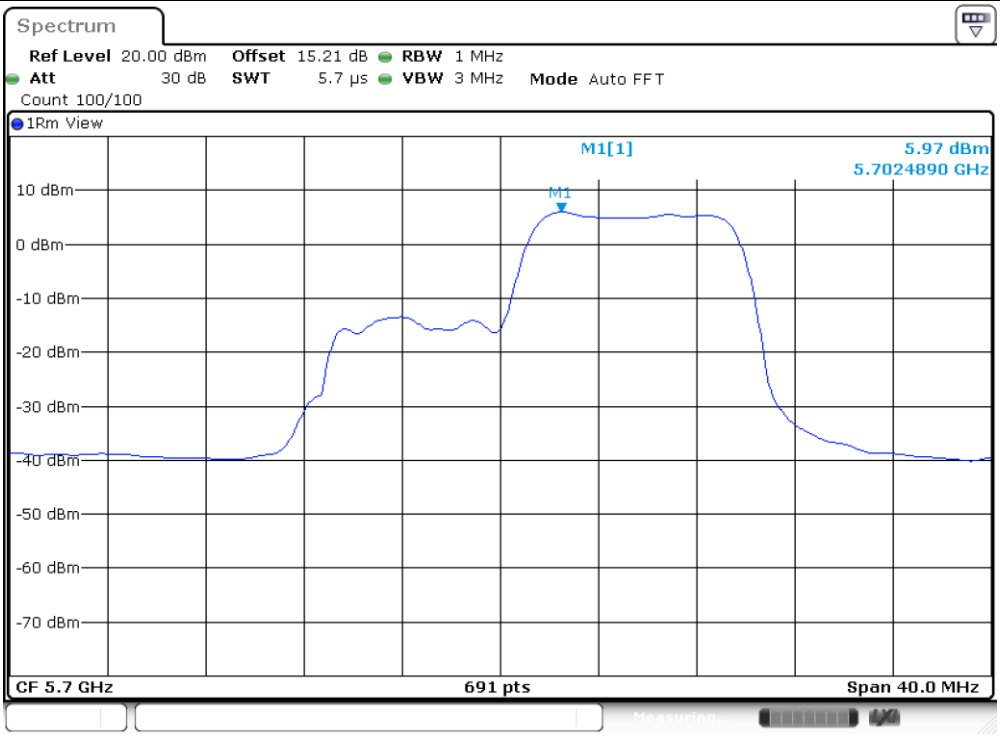

Date: 23.AUG.2024 23:03:24

11BE20MIMO_Ant1_5700_26Tone_RU8

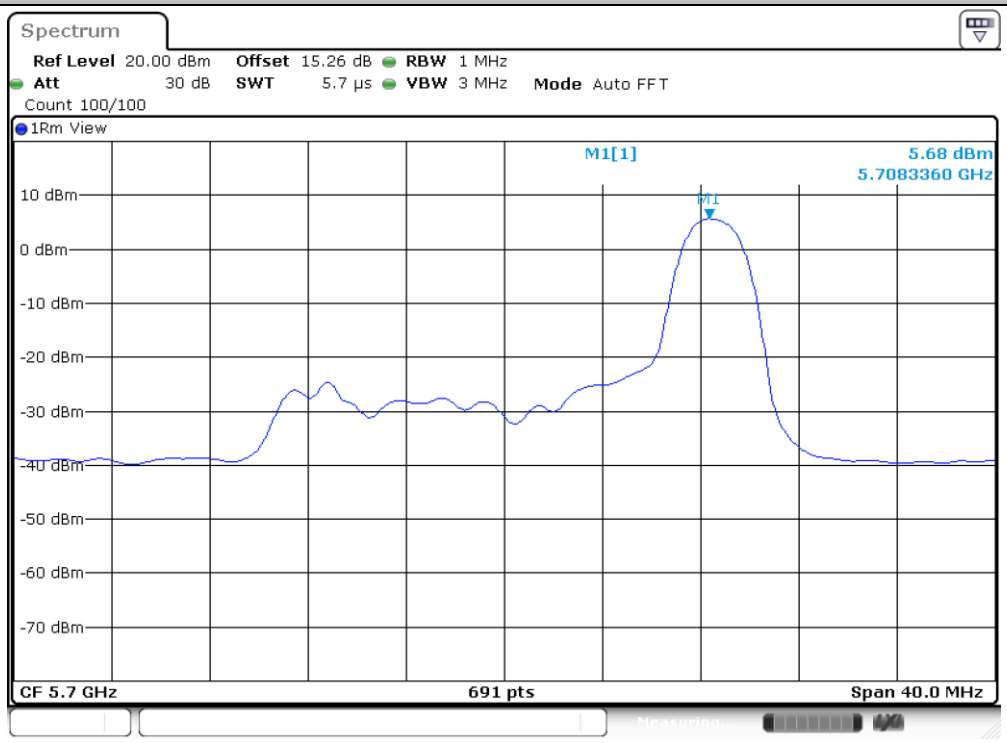

Date: 23.AUG.2024 22:58:21

11BE20MIMO_Ant1_5700_52Tone_RU40

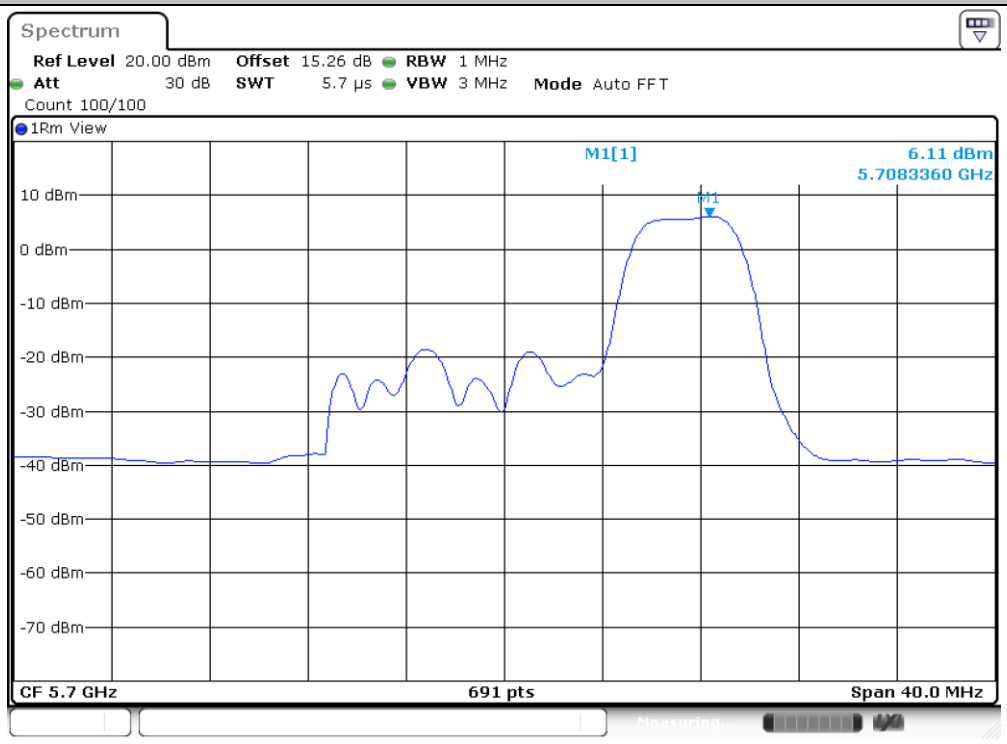

Date: 23.AUG.2024 23:00:47

11BE20MIMO_Ant1_5700_106Tone_RU54

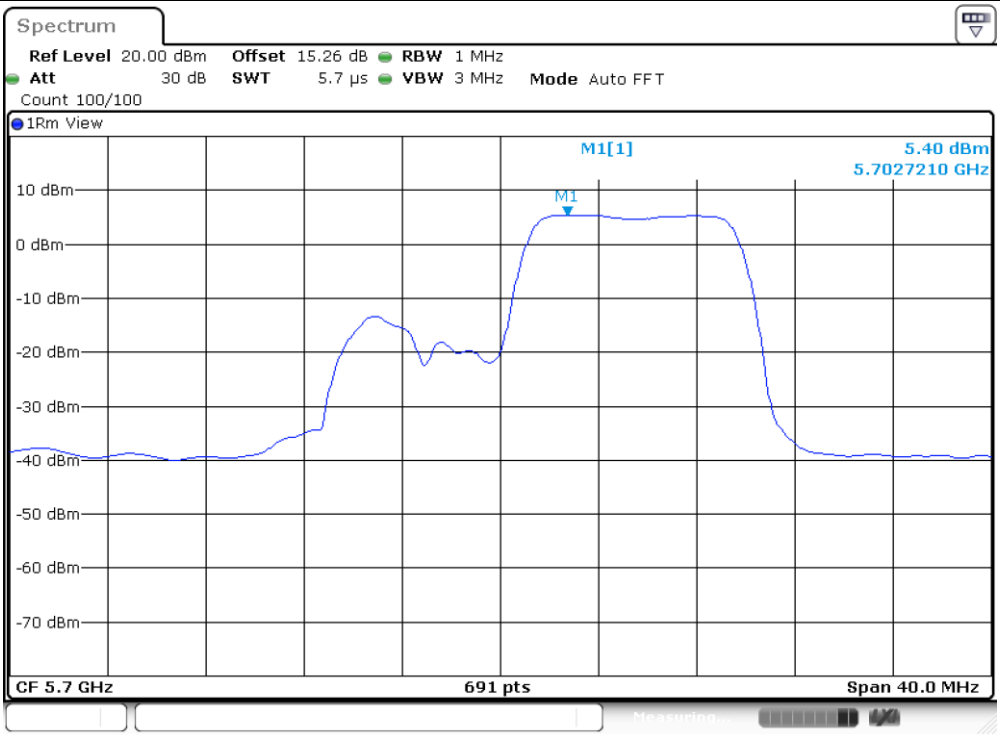

11BE20MIMO_total_5700_26Tone_RU8

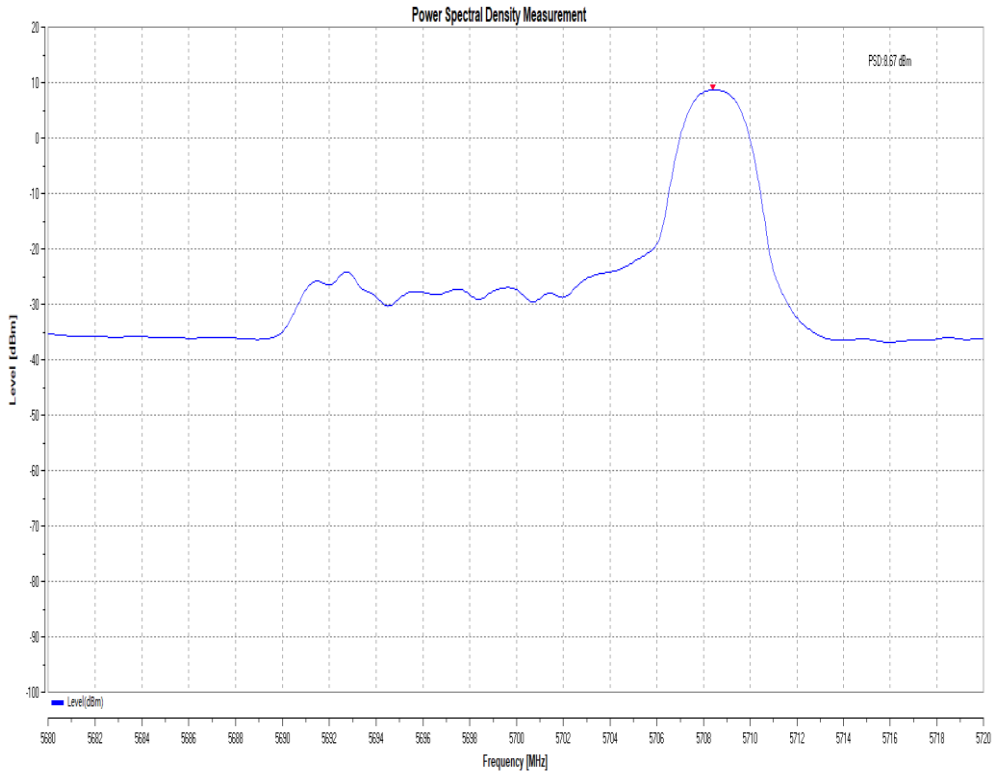

11BE20MIMO_total_5700_52Tone_RU40

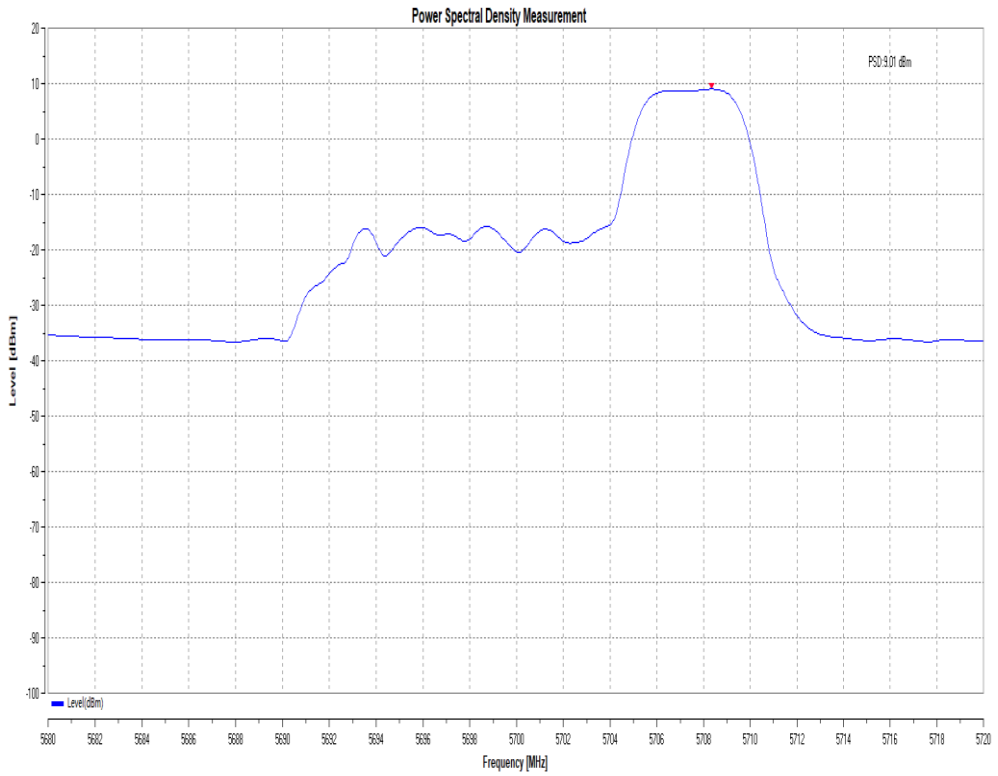

11BE20MIMO_total_5700_106Tone_RU54

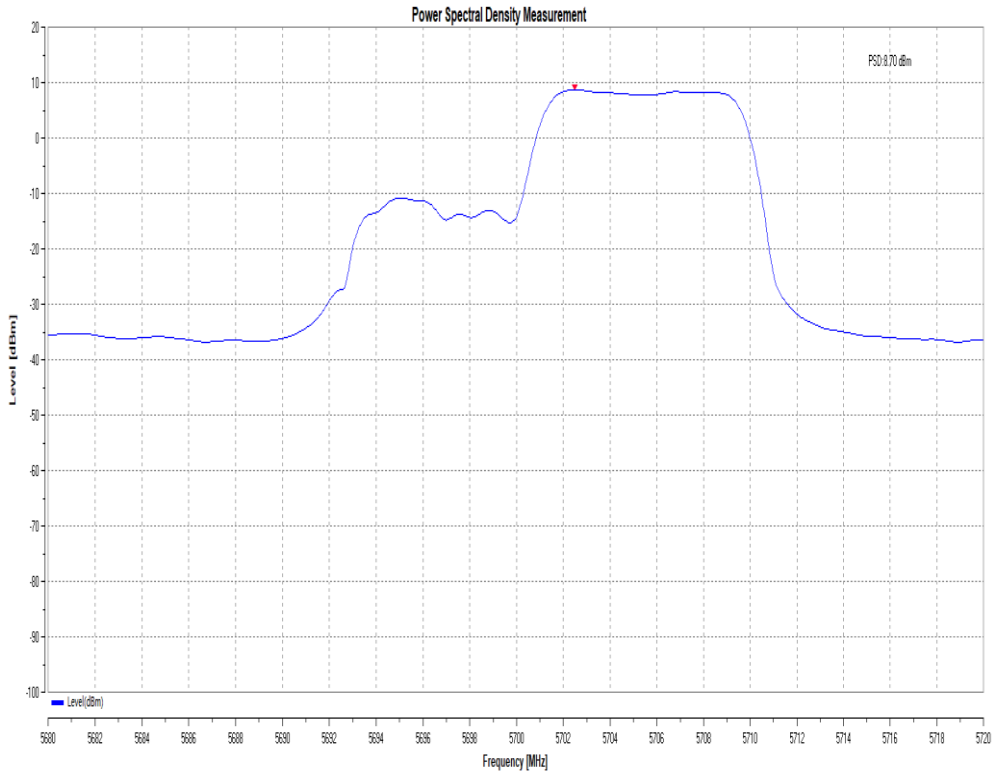

11BE20MIMO_Ant0_5745_26Tone_RU0

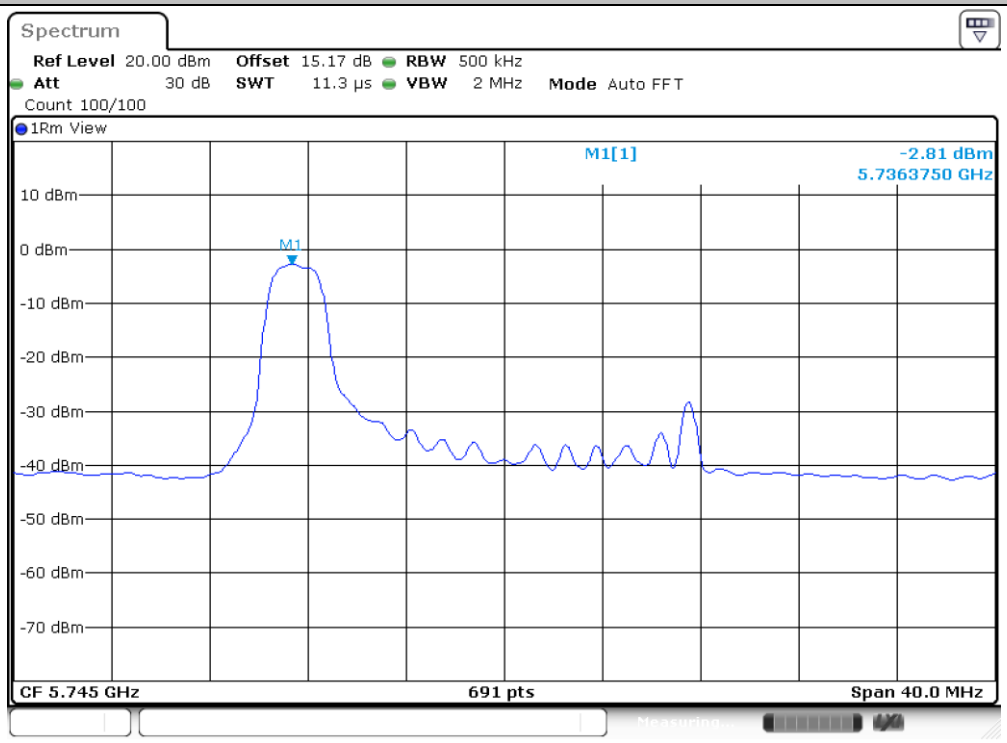

Date: 24.AUG.2024 00:04:15

11BE20MIMO_Ant0_5745_52Tone_RU37

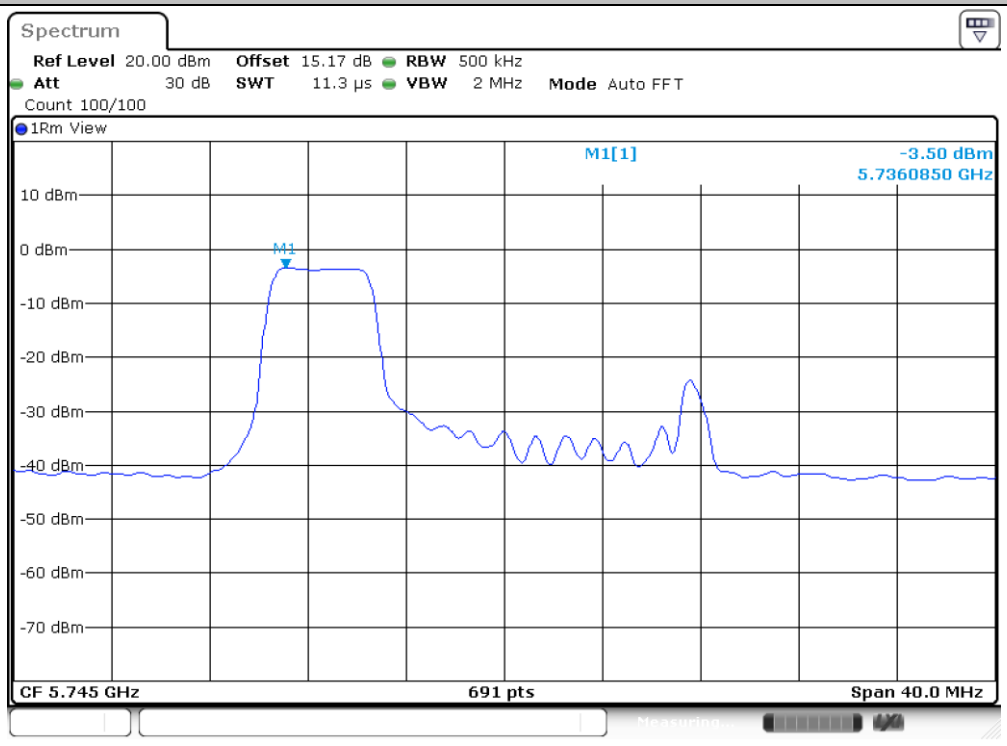

Date: 24.AUG.2024 00:07:00

11BE20MIMO_Ant0_5745_106Tone_RU53

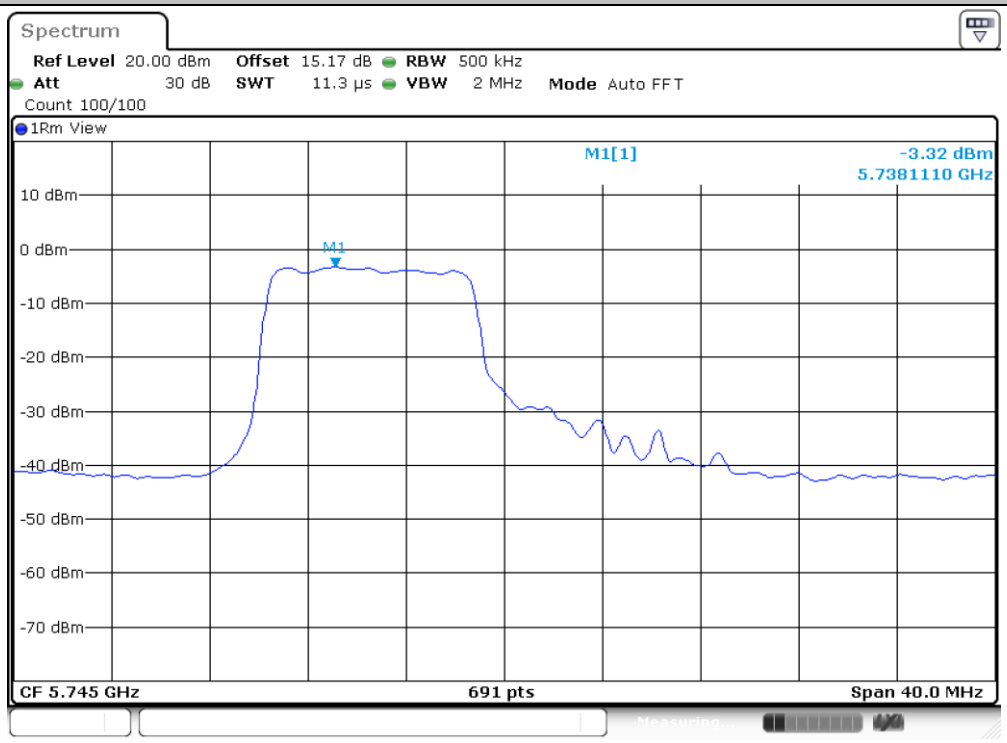

Date: 24.AUG.2024 00:09:22

11BE20MIMO_Ant1_5745_26Tone_RU0

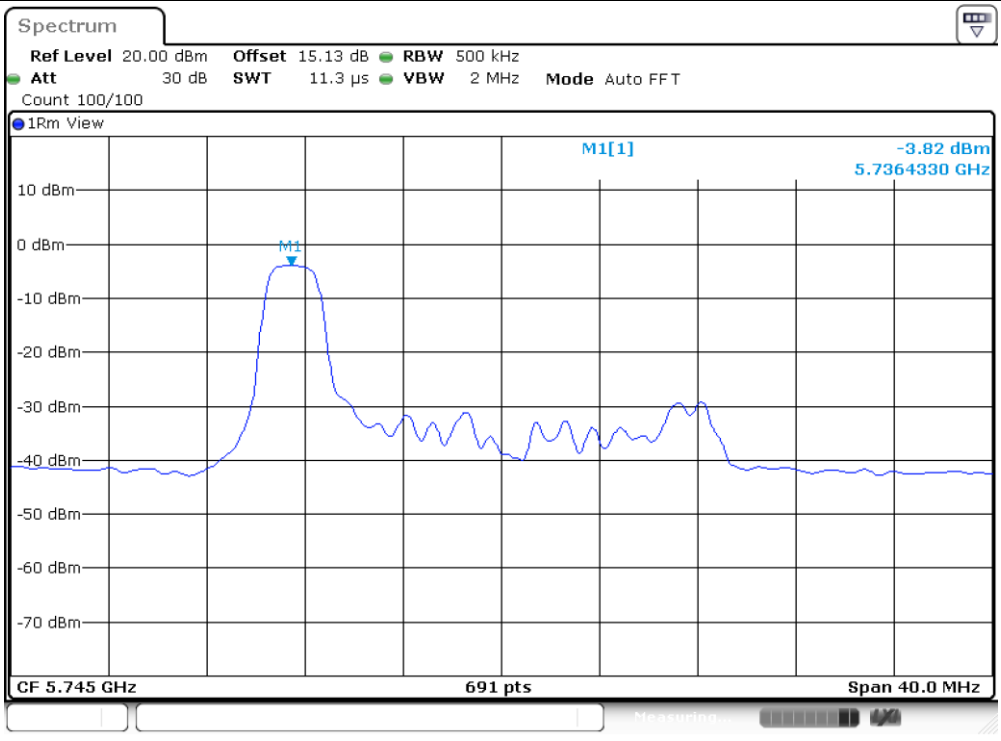

Date: 24.AUG.2024 00:04:23

11BE20MIMO_Ant1_5745_52Tone_RU37

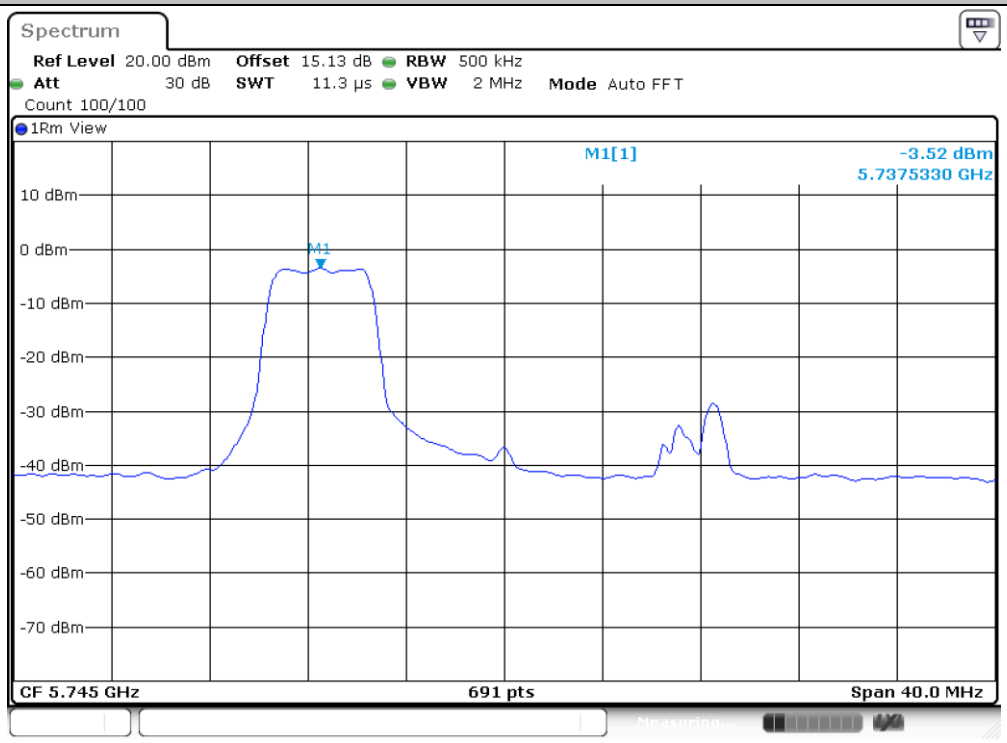

Date: 24.AUG.2024 00:07:07

11BE20MIMO_Ant1_5745_106Tone_RU53

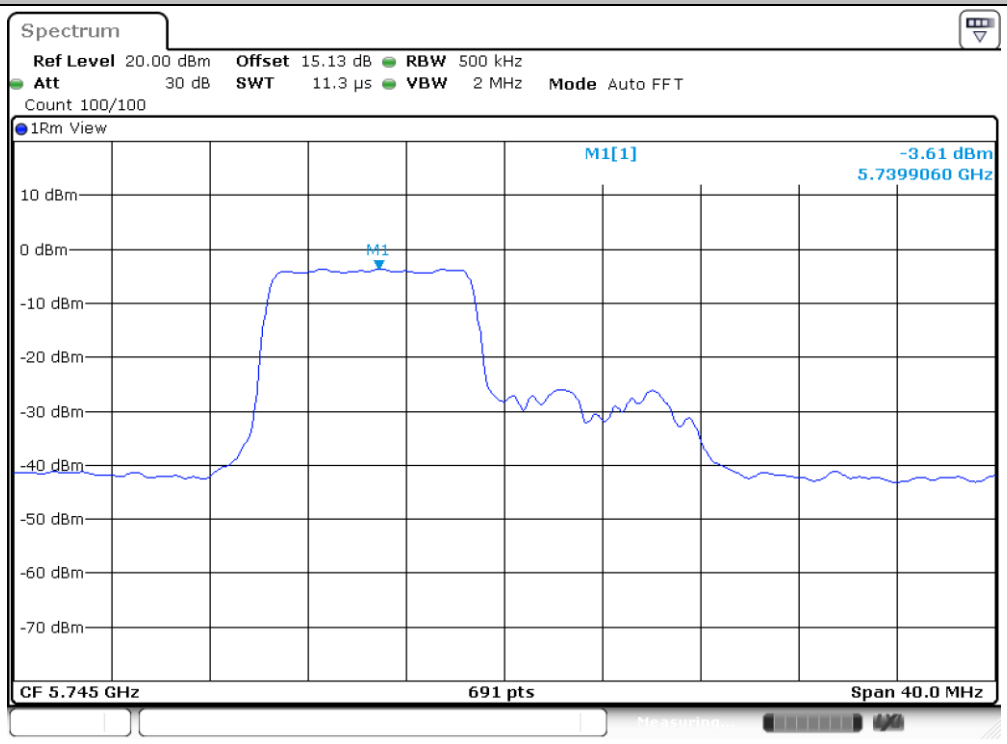

Date: 24.AUG.2024 00:09:30

11BE20MIMO_Ant0_5825_26Tone_RU8

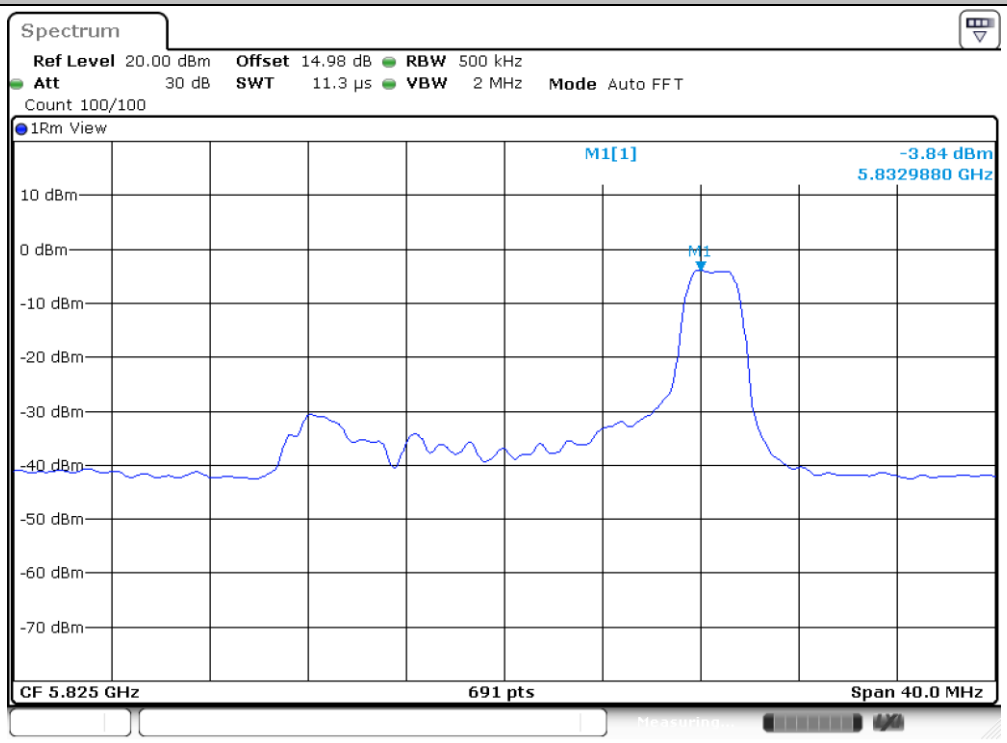

Date: 24.AUG.2024 00:11:40

11BE20MIMO_Ant0_5825_52Tone_RU40

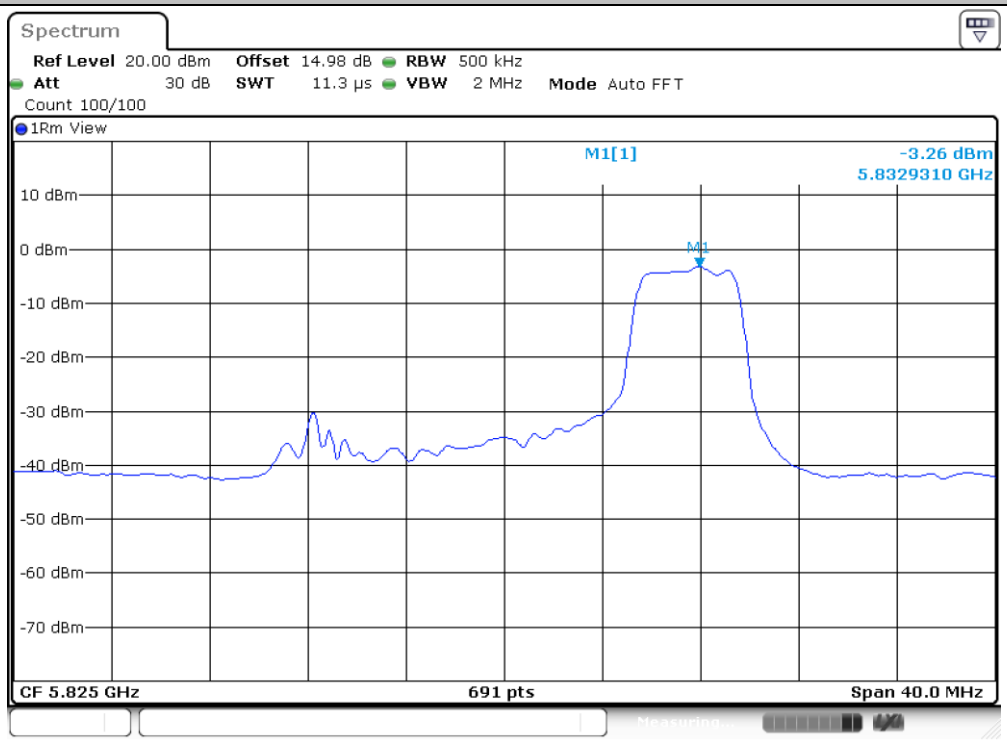

Date: 24.AUG.2024 00:14:05

11BE20MIMO_Ant0_5825_106Tone_RU54

Date: 24.AUG.2024 00:15:32

11BE20MIMO_Ant1_5825_26Tone_RU8

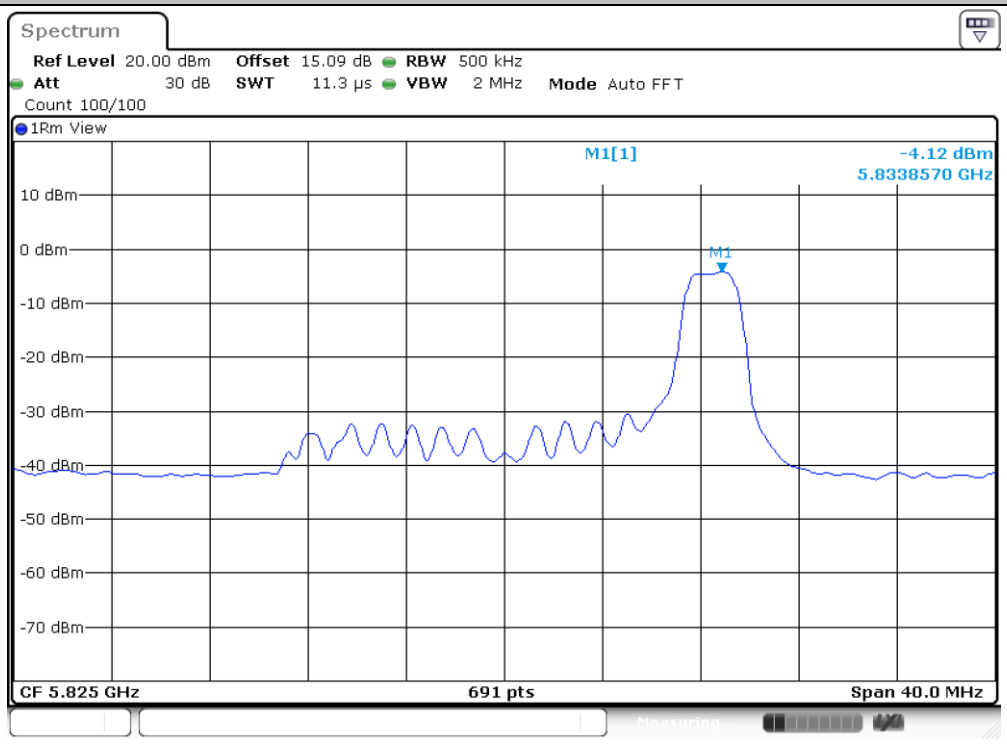

Date: 24.AUG.2024 00:11:48

11BE20MIMO_Ant1_5825_52Tone_RU40

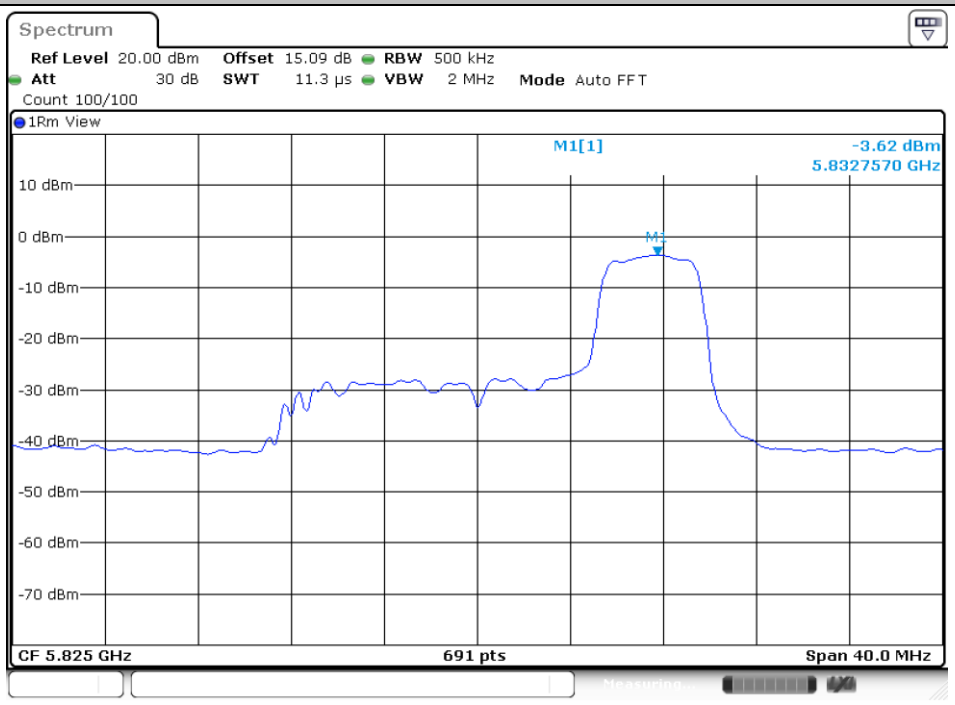

11BE20MIMO_Ant1_5825_106Tone_RU54

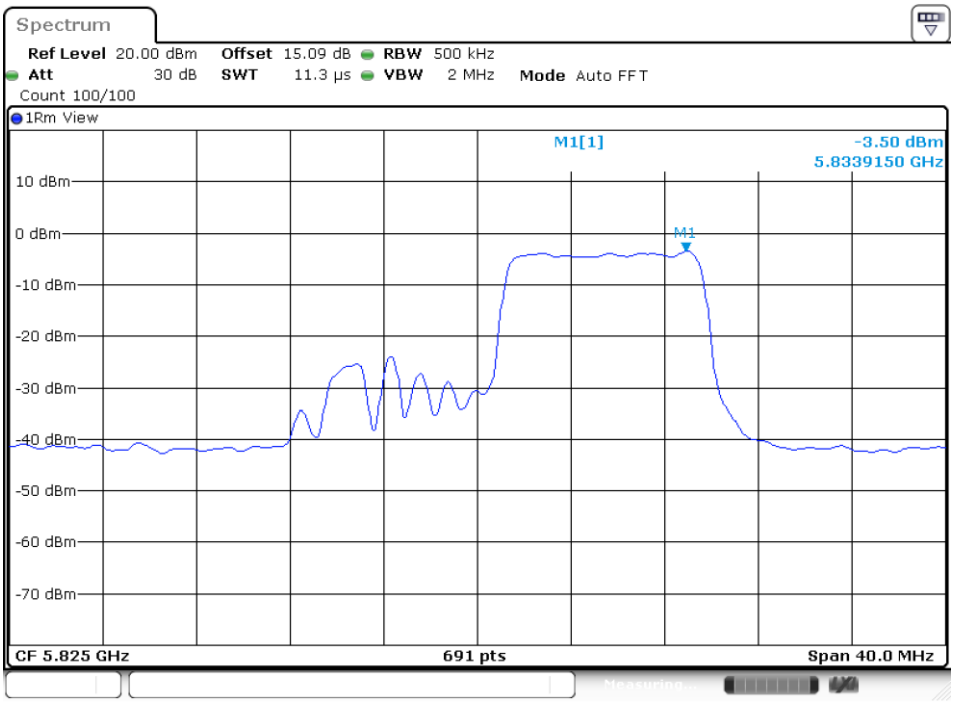

Appendix B. AC Conducted Emission Test Results

Test Engineer :	Chase Nathon	**Temperature :**	22~24℃
		Relative Humidity :	44~50%
Test Voltage :	120Vac / 60Hz	**Phase :**	Line
Remark :	All emissions not reported here are more than 10 dB below the prescribed limit.		

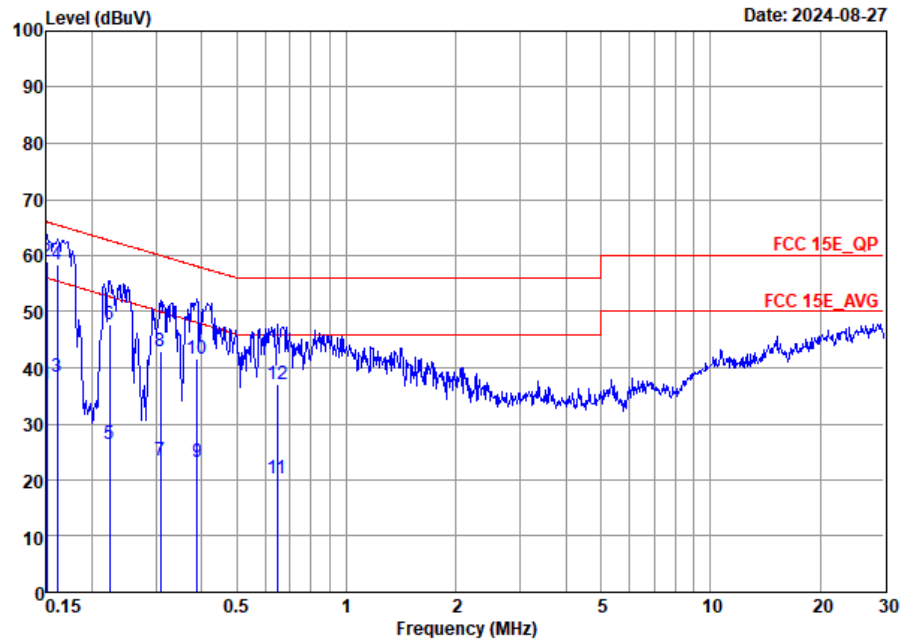

Site : CO01-SZ
Condition: FCC 15E_QP AC LISN 100063_L LINE

		Freq	Level	Over Limit	Limit Line	Read Level	LISN Factor	Cable Loss	Remark
		MHz	dBuV	dB	dBuV	dBuV	dB	dB	
1		0.15	37.15	-18.85	56.00	17.20	9.82	10.13	Average
2		0.15	58.95	-7.05	66.00	39.00	9.82	10.13	QP
3		0.16	38.46	-16.97	55.43	18.49	9.83	10.14	Average
4	*	0.16	58.46	-6.97	65.43	38.49	9.83	10.14	QP
5		0.22	26.53	-26.17	52.70	6.61	9.77	10.15	Average
6		0.22	47.83	-14.87	62.70	27.91	9.77	10.15	QP
7		0.31	23.42	-26.60	50.02	3.51	9.76	10.15	Average
8		0.31	43.02	-17.00	60.02	23.11	9.76	10.15	QP
9		0.39	23.27	-24.81	48.08	3.20	9.91	10.16	Average
10		0.39	41.47	-16.61	58.08	21.40	9.91	10.16	QP
11		0.64	20.28	-25.72	46.00	0.40	9.72	10.16	Average
12		0.64	37.18	-18.82	56.00	17.30	9.72	10.16	QP

Test Engineer :	Chase Nathon	Temperature :	22~24℃
		Relative Humidity :	44~50%
Test Voltage :	120Vac / 60Hz	Phase :	Neutral
Remark :	All emissions not reported here are more than 10 dB below the prescribed limit.		

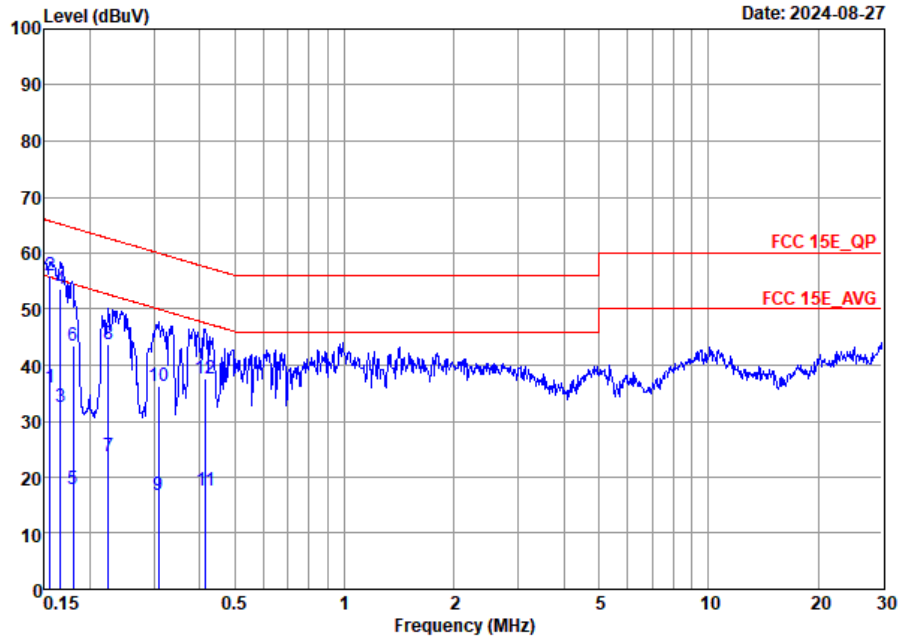

Site : CO01-SZ
Condition: FCC 15E QP AC LISN 100063 N NEUTRAL

		Freq	Level	Over Limit	Limit Line	Read Level	LISN Factor	Cable Loss	Remark
		MHz	dBuV	dB	dBuV	dBuV	dB	dB	
1		0.16	36.00	-19.69	55.69	15.99	9.87	10.14	Average
2	*	0.16	55.90	-9.79	65.69	35.89	9.87	10.14	QP
3		0.17	32.62	-22.54	55.16	12.60	9.88	10.14	Average
4		0.17	53.52	-11.64	65.16	33.50	9.88	10.14	QP
5		0.18	17.77	-36.73	54.50	-2.20	9.83	10.14	Average
6		0.18	43.37	-21.13	64.50	23.40	9.83	10.14	QP
7		0.22	23.69	-28.97	52.66	3.80	9.74	10.15	Average
8		0.22	43.79	-18.87	62.66	23.90	9.74	10.15	QP
9		0.31	16.72	-33.30	50.02	-3.19	9.76	10.15	Average
10		0.31	36.22	-23.80	60.02	16.31	9.76	10.15	QP
11		0.41	17.58	-29.97	47.55	-2.30	9.72	10.16	Average
12		0.41	37.48	-20.07	57.55	17.60	9.72	10.16	QP

Note:

1. Level(dBμV) = Read Level(dBμV) + LISN Factor(dB) + Cable Loss(dB)
2. Over Limit(dB) = Level(dBμV) – Limit Line(dBμV)

Appendix C. Radiated Spurious Emission Test Data

Test Engineer :	Jia Kuang	Relative Humidity :	50%
		Temperature :	20-22℃

Radiated Spurious Emission Test Modes

Mode	Band	Band (GHz)	Antenna	Modulation	Channel	Frequency	Data Rate	RU	Remark
Mode 1	U-NII-1	5.15-5.25	CDD 9+15	802.11a	36	5180	6Mbps	-	-
Mode 2	U-NII-1	5.15-5.25	CDD 9+15	802.11a	44	5220	6Mbps	-	-
Mode 3	U-NII-1	5.15-5.25	CDD 9+15	802.11a	48	5240	6Mbps	-	-
Mode 4	U-NII-2A	5.25-5.35	CDD 9+15	802.11a	52	5260	6Mbps	-	-
Mode 5	U-NII-2A	5.25-5.35	CDD 9+15	802.11a	60	5300	6Mbps	-	-
Mode 6	U-NII-2A	5.25-5.35	CDD 9+15	802.11a	64	5320	6Mbps	-	-
Mode 7	U-NII-2C	5.47-5.725	CDD 9+15	802.11a	100	5500	6Mbps	-	-
Mode 8	U-NII-2C	5.47-5.725	CDD 9+15	802.11a	116	5580	6Mbps	-	-
Mode 9	U-NII-2C	5.47-5.725	CDD 9+15	802.11a	140	5700	6Mbps	-	-
Mode 10	U-NII-1	5.15-5.25	CDD 9+15	802.11be EHT20	36	5180	MCS0	Full	-
Mode 11	U-NII-1	5.15-5.25	CDD 9+15	802.11be EHT20	44	5220	MCS0	Full	-
Mode 12	U-NII-1	5.15-5.25	CDD 9+15	802.11be EHT20	48	5240	MCS0	Full	-
Mode 13	U-NII-2A	5.25-5.35	CDD 9+15	802.11be EHT20	52	5260	MCS0	Full	-
Mode 14	U-NII-2A	5.25-5.35	CDD 9+15	802.11be EHT20	60	5300	MCS0	Full	-
Mode 15	U-NII-2A	5.25-5.35	CDD 9+15	802.11be EHT20	64	5320	MCS0	Full	-
Mode 16	U-NII-2C	5.47-5.725	CDD 9+15	802.11be EHT20	100	5500	MCS0	Full	-
Mode 17	U-NII-2C	5.47-5.725	CDD 9+15	802.11be EHT20	116	5580	MCS0	Full	-
Mode 18	U-NII-2C	5.47-5.725	CDD 9+15	802.11be EHT20	140	5700	MCS0	Full	-
Mode 19	U-NII-1	5.15-5.25	CDD 9+15	802.11be EHT40	38	5190	MCS0	Full	-
Mode 20	U-NII-1	5.15-5.25	CDD 9+15	802.11be EHT40	46	5230	MCS0	Full	-
Mode 21	U-NII-2A	5.25-5.35	CDD 9+15	802.11be EHT40	54	5270	MCS0	Full	-
Mode 22	U-NII-2A	5.25-5.35	CDD 9+15	802.11be EHT40	62	5310	MCS0	Full	-
Mode 23	U-NII-2C	5.47-5.725	CDD 9+15	802.11be EHT40	102	5510	MCS0	Full	-
Mode 24	U-NII-2C	5.47-5.725	CDD 9+15	802.11be EHT40	134	5670	MCS0	Full	-
Mode 25	U-NII-1	5.15-5.25	CDD 9+15	802.11be EHT80	42	5210	MCS0	Full	-
Mode 26	U-NII-2A	5.25-5.35	CDD 9+15	802.11be EHT80	58	5290	MCS0	Full	-
Mode 27	U-NII-2C	5.47-5.725	CDD 9+15	802.11be EHT80	106	5530	MCS0	Full	-
Mode 28	U-NII-2C	5.47-5.725	CDD 9+15	802.11be EHT80	122	5610	MCS0	Full	-
Mode 29	U-NII-2A	5.15-5.35	CDD 9+15	802.11be EHT160	50	5250	MCS0	Full	-
Mode 30	U-NII-2C	5.15-5.35	CDD 9+15	802.11be EHT160	114	5570	MCS0	Full	-
Mode 31	U-NII-3	5.725-5.85	CDD 9+15	802.11a	149	5745	6Mbps	-	-
Mode 32	U-NII-3	5.725-5.85	CDD 9+15	802.11a	157	5785	6Mbps	-	-
Mode 33	U-NII-3	5.725-5.85	CDD 9+15	802.11a	165	5825	6Mbps	-	-
Mode 34	U-NII-3	5.725-5.85	CDD 9+15	802.11be EHT20	149	5745	MCS0	Full	-
Mode 35	U-NII-3	5.725-5.85	CDD 9+15	802.11be EHT20	157	5785	MCS0	Full	-
Mode 36	U-NII-3	5.725-5.85	CDD 9+15	802.11be EHT20	165	5825	MCS0	Full	-
Mode 37	U-NII-3	5.725-5.85	CDD 9+15	802.11be EHT40	151	5755	MCS0	Full	-
Mode 38	U-NII-3	5.725-5.85	CDD 9+15	802.11be EHT40	159	5795	MCS0	Full	-

Mode 39	U-NII-3	5.725-5.85	CDD 9+15	802.11be EHT80	155	5775	MCS0	Full	-
Mode 40	U-NII-2C	5.47-5.85	CDD 9+15	802.11a	144	5720	6Mbps	-	-
Mode 41	U-NII-2C	5.47-5.85	CDD 9+15	802.11be EHT20	144	5720	MCS0	Full	-
Mode 42	U-NII-2C	5.47-5.85	CDD 9+15	802.11be EHT40	142	5710	MCS0	Full	-
Mode 43	U-NII-2C	5.47-5.85	CDD 9+15	802.11be EHT80	138	5690	MCS0	Full	-
Mode 44	U-NII-1	5.15-5.25	CDD 9+15	802.11be EHT20	36	5180	MCS0	Single RU	RU 26/0
Mode 45	U-NII-1	5.15-5.25	CDD 9+15	802.11be EHT20	36	5180	MCS0	Single RU	RU 52/37
Mode 46	U-NII-1	5.15-5.25	CDD 9+15	802.11be EHT20	36	5180	MCS0	Single RU	RU 106/53
Mode 47	U-NII-2A	5.15-5.25	CDD 9+15	802.11be EHT20	64	5320	MCS0	Single RU	RU 26/8
Mode 48	U-NII-2A	5.15-5.25	CDD 9+15	802.11be EHT20	64	5320	MCS0	Single RU	RU 52/40
Mode 49	U-NII-2A	5.15-5.25	CDD 9+15	802.11be EHT20	64	5320	MCS0	Single RU	RU 106/54
Mode 50	U-NII-2C	5.25-5.35	CDD 9+15	802.11be EHT20	100	5500	MCS0	Single RU	RU 26/0
Mode 51	U-NII-2C	5.25-5.35	CDD 9+15	802.11be EHT20	100	5500	MCS0	Single RU	RU 52/37
Mode 52	U-NII-2C	5.25-5.35	CDD 9+15	802.11be EHT20	100	5500	MCS0	Single RU	RU 106/53
Mode 53	U-NII-2C	5.25-5.35	CDD 9+15	802.11be EHT20	140	5700	MCS0	Single RU	RU 26/8
Mode 54	U-NII-2C	5.25-5.35	CDD 9+15	802.11be EHT20	140	5700	MCS0	Single RU	RU 52/40
Mode 55	U-NII-2C	5.25-5.35	CDD 9+15	802.11be EHT20	140	5700	MCS0	Single RU	RU 106/54
Mode 56	U-NII-3	5.725-5.85	CDD 9+15	802.11be EHT20	149	5745	MCS0	Single RU	RU 26/0
Mode 57	U-NII-3	5.725-5.85	CDD 9+15	802.11be EHT20	149	5745	MCS0	Single RU	RU 52/37
Mode 58	U-NII-3	5.725-5.85	CDD 9+15	802.11be EHT20	149	5745	MCS0	Single RU	RU 106/53
Mode 59	U-NII-3	5.725-5.85	CDD 9+15	802.11be EHT20	165	5825	MCS0	Single RU	RU 26/8
Mode 60	U-NII-3	5.725-5.85	CDD 9+15	802.11be EHT20	165	5825	MCS0	Single RU	RU 52/40
Mode 61	U-NII-3	5.725-5.85	CDD 9+15	802.11be EHT20	165	5825	MCS0	Single RU	RU 106/54
Mode 62	U-NII-1	5.15-5.25	CDD 9+15	802.11be EHT20	36	5180	MCS0	Small RU 52+26	38+1
Mode 63	U-NII-1	5.15-5.25	CDD 9+15	802.11be EHT20	36	5180	MCS0	Small RU 106+26	53+4
Mode 64	U-NII-2A	5.25-5.35	CDD 9+15	802.11be EHT20	64	5320	MCS0	Small RU 52+26	39+7
Mode 65	U-NII-2A	5.25-5.35	CDD 9+15	802.11be EHT20	64	5320	MCS0	Small RU 106+26	54+4
Mode 66	U-NII-2C	5.47-5.725	CDD 9+15	802.11be EHT20	100	5500	MCS0	Small RU 52+26	38+1
Mode 67	U-NII-2C	5.47-5.725	CDD 9+15	802.11be EHT20	100	5500	MCS0	Small RU 106+26	53+4
Mode 68	U-NII-2C	5.47-5.725	CDD 9+15	802.11be EHT20	140	5700	MCS0	Small RU 52+26	39+7
Mode 69	U-NII-2C	5.47-5.725	CDD 9+15	802.11be EHT20	140	5700	MCS0	Small RU 106+26	54+4
Mode 70	U-NII-3	5.725-5.85	CDD 9+15	802.11be EHT20	149	5745	MCS0	Small RU 52+26	38+1
Mode 71	U-NII-3	5.725-5.85	CDD 9+15	802.11be EHT20	149	5745	MCS0	Small RU 106+26	53+4
Mode 72	U-NII-3	5.725-5.85	CDD 9+15	802.11be EHT20	165	5825	MCS0	Small RU 52+26	39+7
Mode 73	U-NII-3	5.725-5.85	CDD 9+15	802.11be EHT20	165	5825	MCS0	Small RU 106+26	54+4
Mode 74	U-NII-1	5.15-5.25	CDD 9+15	802.11be EHT80	42	5210	MCS0	Puncturing 20M	❹
Mode 75	U-NII-2A	5.25-5.35	CDD 9+15	802.11be EHT80	58	5290	MCS0	Puncturing 20M	❶

Mode 76	U-NII-2C	5.47-5.725	CDD 9+15	802.11be EHT80	106	5530	MCS0	Puncturing 20M	❹
Mode 77	U-NII-2A	5.15-5.35	CDD 9+15	802.11be EHT160	50	5250	MCS0	Puncturing 20M	❹
Mode 78	U-NII-2A	5.15-5.35	CDD 9+15	802.11be EHT160	50	5250	MCS0	Puncturing 40M	2
Mode 79	U-NII-2C	5.15-5.35	CDD 9+15	802.11be EHT160	114	5570	MCS0	Puncturing 20M	⑧
Mode 80	U-NII-2C	5.15-5.35	CDD 9+15	802.11be EHT160	114	5570	MCS0	Puncturing 40M	❹
Mode 81	U-NII-3	5.725-5.85	CDD 9+15	802.11be EHT80	155	5775	MCS0	Puncturing 20M	❹
Mode 82	U-NII-1	5.15-5.25	CDD 9+15	802.11be EHT80	42	5210	MCS0	Large RU 484+242	❹
Mode 83	U-NII-2A	5.25-5.35	CDD 9+15	802.11be EHT80	58	5290	MCS0	Large RU 484+242	❶
Mode 84	U-NII-2C	5.47-5.725	CDD 9+15	802.11be EHT80	106	5530	MCS0	Large RU 484+242	❹
Mode 85	U-NII-2C	5.47-5.725	CDD 9+15	802.11be EHT80	122	5610	MCS0	Large RU 484+242	❶
Mode 86	U-NII-2A	5.15-5.35	CDD 9+15	802.11be EHT160	50	5250	MCS0	Large RU 996+484	3
Mode 87	U-NII-2C	5.15-5.35	CDD 9+15	802.11be EHT160	114	5570	MCS0	Large RU 996+484	❹
Mode 88	U-NII-3	5.725-5.85	CDD 9+15	802.11be EHT80	155	5775	MCS0	Large RU 484+242	4
Mode 89	U-NII-1	5.15-5.25	CDD 9+15	802.11a_LF	36	5180	6Mbps	-	-
Mode 90	U-NII-3	5.725-5.85	CDD 9+15	802.11be EHT40_LF	151	5755	MCS0	Full	-
Mode 91	Co-TX	5G WIFI MIMO worse	CDD 9+15	802.11a	36	5180	6Mbps	-	-
		2.4G WIFI MIMO worse	CDD 0+2	802.11be ETH20	11	2462	MCS0	-	-
Mode 92	Co-TX	5G WIFI MIMO worse	CDD 9+15	802.11a	36	5180	6Mbps	-	-
		BT/BLE worse	0	Bluetooth-LE	38	2478	2Mbps		

Summary of each worse mode

Mode	Modulation	Ch.	Freq. (MHz)	Level (dBuV/m)	Limit (dBuV/m)	Margin (dB)	Pol.	Peak Avg.	Result	Remark
1	802.11a	36	5148.97	50.23	54.00	-3.77	H	AVERAGE	Pass	Band Edge
1	802.11a	36	10360.00	48.09	68.30	-20.21	V	Peak	Pass	Harmonic
2	802.11a	44	-	-	-	-	-	-	-	Band Edge
2	802.11a	44	10440.00	48.82	68.30	-19.48	V	Peak	Pass	Harmonic
3	802.11a	48	5045.72	43.24	54.00	-10.76	H	AVERAGE	Pass	Band Edge
3	802.11a	48	10480.00	49.24	68.30	-19.06	H	Peak	Pass	Harmonic
4	802.11a	52	5133.51	44.28	54.00	-9.72	H	AVERAGE	Pass	Band Edge
4	802.11a	52	10520.00	49.10	68.30	-19.20	V	Peak	Pass	Harmonic
5	802.11a	60	-	-	-	-	-	-	-	Band Edge
5	802.11a	60	10600.00	48.84	74.00	-25.16	V	Peak	Pass	Harmonic
6	802.11a	64	5350.88	49.31	54.00	-4.69	H	AVERAGE	Pass	Band Edge
6	802.11a	64	10640.00	48.94	74.00	-25.06	V	Peak	Pass	Harmonic
7	802.11a	100	5460.00	46.25	54.00	-7.75	H	AVERAGE	Pass	Band Edge
7	802.11a	100	16500.00	48.75	68.30	-19.55	H	Peak	Pass	Harmonic
8	802.11a	116	-	-	-	-	-	-	-	Band Edge
8	802.11a	116	16740.00	48.63	68.30	-19.67	V	Peak	Pass	Harmonic
9	802.11a	140	5727.07	64.20	68.30	-4.10	H	PEAK	Pass	Band Edge
9	802.11a	140	17100.00	48.45	68.30	-19.85	H	Peak	Pass	Harmonic
10	802.11be EHT20	36	5141.75	48.06	54.00	-5.94	H	AVERAGE	Pass	Band Edge
10	802.11be EHT20	36	10360.00	48.97	68.30	-19.33	V	Peak	Pass	Harmonic
11	802.11be EHT20	44	-	-	-	-	-	-	-	Band Edge
11	802.11be EHT20	44	10440.00	49.08	68.30	-19.22	H	Peak	Pass	Harmonic
12	802.11be EHT20	48	5149.88	43.29	54.00	-10.71	V	AVERAGE	Pass	Band Edge
12	802.11be EHT20	48	10480.00	47.40	68.30	-20.90	H	Peak	Pass	Harmonic
13	802.11be EHT20	52	5148.59	43.16	54.00	-10.84	H	AVERAGE	Pass	Band Edge
13	802.11be EHT20	52	10520.00	48.22	68.30	-20.08	H	Peak	Pass	Harmonic
14	802.11be EHT20	60	-	-	-	-	-	-	-	Band Edge
14	802.11be EHT20	60	10600.00	48.95	74.00	-25.05	H	Peak	Pass	Harmonic
15	802.11be EHT20	64	5350.31	49.24	54.00	-4.76	H	AVERAGE	Pass	Band Edge
15	802.11be EHT20	64	15960.00	49.33	74.00	-24.67	H	Peak	Pass	Harmonic
16	802.11be EHT20	100	5468.43	63.78	68.30	-4.52	H	PEAK	Pass	Band Edge
16	802.11be EHT20	100	16500.00	48.92	68.30	-19.38	V	Peak	Pass	Harmonic
17	802.11be EHT20	116	-	-	-	-	-	-	-	Band Edge
17	802.11be EHT20	116	16740.00	47.82	68.30	-20.48	H	Peak	Pass	Harmonic
18	802.11be EHT20	140	5730.00	64.17	68.30	-4.13	H	PEAK	Pass	Band Edge
18	802.11be EHT20	140	17100.00	48.59	68.30	-19.71	V	Peak	Pass	Harmonic
19	802.11be EHT40	38	5148.30	48.37	54.00	-5.63	H	AVERAGE	Pass	Band Edge
19	802.11be EHT40	38	-	-	-	-	-	-	-	Harmonic
20	802.11be EHT40	46	5116.52	45.53	54.00	-8.47	H	AVERAGE	Pass	Band Edge
20	802.11be EHT40	46	-	-	-	-	-	-	-	Harmonic
21	802.11be EHT40	54	5355.60	44.64	54.00	-9.36	H	AVERAGE	Pass	Band Edge
21	802.11be EHT40	54	-	-	-	-	-	-	-	Harmonic
22	802.11be EHT40	62	5351.48	49.86	54.00	-4.14	H	AVERAGE	Pass	Band Edge
22	802.11be EHT40	62	-	-	-	-	-	-	-	Harmonic

23	802.11be EHT40	102	5459.84	49.60	54.00	-4.40	H	AVERAGE	Pass	Band Edge
23	802.11be EHT40	102	-	-	-	-	-	-	-	Harmonic
24	802.11be EHT40	134	5458.64	42.68	54.00	-11.32	H	AVERAGE	Pass	Band Edge
24	802.11be EHT40	134	-	-	-	-	-	-	-	Harmonic
25	802.11be EHT80	42	5149.44	47.66	54.00	-6.34	H	AVERAGE	Pass	Band Edge
25	802.11be EHT80	42	-	-	-	-	-	-	-	Harmonic
26	802.11be EHT80	58	5377.30	50.21	54.00	-3.79	H	AVERAGE	Pass	Band Edge
26	802.11be EHT80	58	-	-	-	-	-	-	-	Harmonic
27	802.11be EHT80	106	5456.45	49.07	54.00	-4.93	H	AVERAGE	Pass	Band Edge
27	802.11be EHT80	106	-	-	-	-	-	-	-	Harmonic
28	802.11be EHT80	122	5455.17	44.48	54.00	-9.52	H	AVERAGE	Pass	Band Edge
28	802.11be EHT80	122	-	-	-	-	-	-	-	Harmonic
29	802.11be EHT160	50	5123.60	48.55	54.00	-5.45	H	AVERAGE	Pass	Band Edge
29	802.11be EHT160	50	-	-	-	-	-	-	-	Harmonic
30	802.11be EHT160	114	5434.39	46.69	54.00	-7.31	H	AVERAGE	Pass	Band Edge
30	802.11be EHT160	114	-	-	-	-	-	-	-	Harmonic
31	802.11a	149	5617.04	53.53	68.30	-14.77	H	PEAK	Pass	Band Edge
31	802.11a	149	17235.00	48.07	68.30	-20.23	H	Peak	Pass	Harmonic
32	802.11a	157	-	-	-	-	-	-	-	Band Edge
32	802.11a	157	17355.00	47.48	68.30	-20.82	V	Peak	Pass	Harmonic
33	802.11a	165	5924.94	52.53	68.25	-15.72	H	PEAK	Pass	Band Edge
33	802.11a	165	17475.00	48.71	68.30	-19.59	H	Peak	Pass	Harmonic
34	802.11be EHT20	149	5614.07	53.42	68.30	-14.88	V	PEAK	Pass	Band Edge
34	802.11be EHT20	149	17235.00	47.94	68.30	-20.36	V	Peak	Pass	Harmonic
35	802.11be EHT20	157	-	-	-	-	-	-	-	Band Edge
35	802.11be EHT20	157	17355.00	47.84	68.30	-20.46	H	Peak	Pass	Harmonic
36	802.11be EHT20	165	5936.13	53.17	68.30	-15.13	V	PEAK	Pass	Band Edge
36	802.11be EHT20	165	17475.00	48.61	68.30	-19.69	H	Peak	Pass	Harmonic
37	802.11be EHT40	151	5612.40	54.82	68.30	-13.48	V	PEAK	Pass	Band Edge
37	802.11be EHT40	151	17265.00	48.83	68.30	-19.47	H	Peak	Pass	Harmonic
38	802.11be EHT40	159	5634.91	53.40	68.30	-14.90	V	PEAK	Pass	Band Edge
38	802.11be EHT40	159	-	-	-	-	-	-	-	Harmonic
39	802.11be EHT80	155	5635.18	53.41	68.30	-14.89	H	PEAK	Pass	Band Edge
39	802.11be EHT80	155	-	-	-	-	-	-	-	Harmonic
40	802.11a	144	5457.80	42.36	54.00	-11.64	H	Average	Pass	Band Edge
40	802.11a	144	17160.00	48.50	68.30	-19.80	V	Peak	Pass	Harmonic
41	802.11be EHT20	144	5460.00	41.19	54.00	-12.81	H	Peak	Pass	Band Edge
41	802.11be EHT20	144	17160.00	48.15	68.30	-20.15	H	Peak	Pass	Harmonic
42	802.11be EHT40	142	5459.45	41.15	54.00	-12.85	H	Peak	Pass	Band Edge
42	802.11be EHT40	142	-	-	-	-	-	-	-	Harmonic
43	802.11be EHT80	138	5460.00	42.01	54.00	-11.99	H	Average	Pass	Band Edge
43	802.11be EHT80	138	-	-	-	-	-	-	-	Harmonic
44	802.11be EHT20	36	5149.99	43.12	54.00	-10.88	H	AVERAGE	Pass	Band Edge
44	802.11be EHT20	36	-	-	-	-	-	-	-	Harmonic
45	802.11be EHT20	36	5149.99	44.06	54.00	-9.94	H	AVERAGE	Pass	Band Edge
45	802.11be EHT20	36	-	-	-	-	-	-	-	Harmonic
46	802.11be EHT20	36	5149.67	44.03	54.00	-9.97	H	AVERAGE	Pass	Band Edge

46	802.11be EHT20	36	-	-	-	-	-	-	-	Harmonic
47	802.11be EHT20	64	5358.71	42.03	54.00	-11.97	H	AVERAGE	Pass	Band Edge
47	802.11be EHT20	64	-	-	-	-	-	-	-	Harmonic
48	802.11be EHT20	64	5350.70	42.53	54.00	-11.47	H	AVERAGE	Pass	Band Edge
48	802.11be EHT20	64	-	-	-	-	-	-	-	Harmonic
49	802.11be EHT20	64	5350.72	42.70	54.00	-11.30	H	AVERAGE	Pass	Band Edge
49	802.11be EHT20	64	-	-	-	-	-	-	-	Harmonic
50	802.11be EHT20	100	5459.59	42.74	54.00	-11.26	H	AVERAGE	Pass	Band Edge
50	802.11be EHT20	100	-	-	-	-	-	-	-	Harmonic
51	802.11be EHT20	100	5456.43	42.98	54.00	-11.02	H	AVERAGE	Pass	Band Edge
51	802.11be EHT20	100	-	-	-	-	-	-	-	Harmonic
52	802.11be EHT20	100	5456.89	42.25	54.00	-11.75	H	AVERAGE	Pass	Band Edge
52	802.11be EHT20	100	-	-	-	-	-	-	-	Harmonic
53	802.11be EHT20	140	5749.82	53.62	68.30	-14.68	V	PEAK	Pass	Band Edge
53	802.11be EHT20	140	-	-	-	-	-	-	-	Harmonic
54	802.11be EHT20	140	5726.16	54.62	68.30	-13.68	H	PEAK	Pass	Band Edge
54	802.11be EHT20	140	-	-	-	-	-	-	-	Harmonic
55	802.11be EHT20	140	5725.26	55.92	68.30	-12.38	V	PEAK	Pass	Band Edge
55	802.11be EHT20	140	-	-	-	-	-	-	-	Harmonic
56	802.11be EHT20	149	5637.85	52.61	68.30	-15.69	H	PEAK	Pass	Band Edge
56	802.11be EHT20	149	-	-	-	-	-	-	-	Harmonic
57	802.11be EHT20	149	5605.37	53.84	68.30	-14.46	V	PEAK	Pass	Band Edge
57	802.11be EHT20	149	-	-	-	-	-	-	-	Harmonic
58	802.11be EHT20	149	5646.11	53.08	68.30	-15.22	H	PEAK	Pass	Band Edge
58	802.11be EHT20	149	-	-	-	-	-	-	-	Harmonic
59	802.11be EHT20	165	5941.00	52.88	68.30	-15.42	H	PEAK	Pass	Band Edge
59	802.11be EHT20	165	-	-	-	-	-	-	-	Harmonic
60	802.11be EHT20	165	5927.88	52.69	68.30	-15.61	H	PEAK	Pass	Band Edge
60	802.11be EHT20	165	-	-	-	-	-	-	-	Harmonic
61	802.11be EHT20	165	5932.63	52.83	68.30	-15.47	H	PEAK	Pass	Band Edge
61	802.11be EHT20	165	-	-	-	-	-	-	-	Harmonic
62	802.11be EHT20	36	5149.83	44.30	54.00	-9.70	H	AVERAGE	Pass	Band Edge
62	802.11be EHT20	36	-	-	-	-	-	-	-	Harmonic
63	802.11be EHT20	36	5149.67	45.48	54.00	-8.52	H	AVERAGE	Pass	Band Edge
63	802.11be EHT20	36	-	-	-	-	-	-	-	Harmonic
64	802.11be EHT20	64	5350.17	43.23	54.00	-10.77	H	AVERAGE	Pass	Band Edge
64	802.11be EHT20	64	-	-	-	-	-	-	-	Harmonic
65	802.11be EHT20	64	5350.03	48.61	54.00	-5.39	H	AVERAGE	Pass	Band Edge
65	802.11be EHT20	64	-	-	-	-	-	-	-	Harmonic
66	802.11be EHT20	100	5458.39	43.33	54.00	-10.67	H	AVERAGE	Pass	Band Edge
66	802.11be EHT20	100	-	-	-	-	-	-	-	Harmonic
67	802.11be EHT20	100	5459.89	44.00	54.00	-10.00	V	AVERAGE	Pass	Band Edge
67	802.11be EHT20	100	-	-	-	-	-	-	-	Harmonic
68	802.11be EHT20	140	5726.03	54.88	68.30	-13.42	H	PEAK	Pass	Band Edge
68	802.11be EHT20	140	-	-	-	-	-	-	-	Harmonic
69	802.11be EHT20	140	5725.52	56.13	68.30	-12.17	H	PEAK	Pass	Band Edge
69	802.11be EHT20	140	-	-	-	-	-	-	-	Harmonic

70	802.11be EHT20	149	5637.85	53.51	68.30	-14.79	V	PEAK	Pass	Band Edge
70	802.11be EHT20	149	-	-	-	-	-	-	-	Harmonic
71	802.11be EHT20	149	5647.13	53.02	68.30	-15.28	V	PEAK	Pass	Band Edge
71	802.11be EHT20	149	-	-	-	-	-	-	-	Harmonic
72	802.11be EHT20	165	5931.13	53.08	68.30	-15.22	V	PEAK	Pass	Band Edge
72	802.11be EHT20	165	-	-	-	-	-	-	-	Harmonic
73	802.11be EHT20	165	5936.50	52.91	68.30	-15.39	V	PEAK	Pass	Band Edge
73	802.11be EHT20	165	-	-	-	-	-	-	-	Harmonic
74	802.11be EHT80	42	5146.90	49.28	54.00	-4.72	H	AVERAGE	Pass	Band Edge
74	802.11be EHT80	42	-	-	-	-	-	-	-	Harmonic
75	802.11be EHT80	58	5355.38	47.92	54.00	-6.08	H	AVERAGE	Pass	Band Edge
75	802.11be EHT80	58	-	-	-	-	-	-	-	Harmonic
76	802.11be EHT80	106	5455.93	47.06	54.00	-6.94	H	AVERAGE	Pass	Band Edge
76	802.11be EHT80	106	-	-	-	-	-	-	-	Harmonic
77	802.11be EHT160	50	5127.35	50.19	54.00	-3.81	H	AVERAGE	Pass	Band Edge
77	802.11be EHT160	50	-	-	-	-	-	-	-	Harmonic
78	802.11be EHT160	50	5396.90	45.66	54.00	-8.34	H	AVERAGE	Pass	Band Edge
78	802.11be EHT160	50	-	-	-	-	-	-	-	Harmonic
79	802.11be EHT160	114	5467.39	63.45	68.30	-4.85	H	PEAK	Pass	Band Edge
79	802.11be EHT160	114	-	-	-	-	-	-	-	Harmonic
80	802.11be EHT160	114	5463.85	64.07	68.30	-4.23	H	PEAK	Pass	Band Edge
80	802.11be EHT160	114	-	-	-	-	-	-	-	Harmonic
81	802.11be EHT80	155	5633.16	53.34	68.30	-14.96	V	PEAK	Pass	Band Edge
81	802.11be EHT80	155	-	-	-	-	-	-	-	Harmonic
82	802.11be EHT80	42	5136.40	49.89	54.00	-4.11	H	AVERAGE	Pass	Band Edge
82	802.11be EHT80	42	-	-	-	-	-	-	-	Harmonic
83	802.11be EHT80	58	5351.73	50.11	54.00	-3.89	H	AVERAGE	Pass	Band Edge
83	802.11be EHT80	58	-	-	-	-	-	-	-	Harmonic
84	802.11be EHT80	106	5457.01	50.21	54.00	-3.79	H	AVERAGE	Pass	Band Edge
84	802.11be EHT80	106	-	-	-	-	-	-	-	Harmonic
85	802.11be EHT80	122	5459.98	43.24	54.00	-10.76	H	AVERAGE	Pass	Band Edge
85	802.11be EHT80	122	-	-	-	-	-	-	-	Harmonic
86	802.11be EHT160	50	5350.30	48.18	54.00	-5.82	H	AVERAGE	Pass	Band Edge
86	802.11be EHT160	50	-	-	-	-	-	-	-	Harmonic
87	802.11be EHT160	114	5416.77	47.51	54.00	-6.49	H	AVERAGE	Pass	Band Edge
87	802.11be EHT160	114	-	-	-	-	-	-	-	Harmonic
88	802.11be EHT80	155	5941.16	53.61	68.30	-14.69	H	PEAK	Pass	Band Edge
88	802.11be EHT80	155	-	-	-	-	-	-	-	Harmonic
89	802.11a_LF	36	31.94	31.56	40.00	-8.44	V	Peak	Pass	LF
90	802.11be EHT40_LF	151	33.88	31.46	40.00	-8.54	V	Peak	Pass	LF
91	802.11be EHT20	11	2483.66	50.12	54.00	-3.88	V	AVERAGE	Pass	Band Edge
91	802.11a	36	10360.00	48.47	68.30	-19.83	V	Peak	Pass	Harmonic
92	802.11a	36	5149.58	45.85	54.00	-8.15	H	AVERAGE	Pass	Band Edge
92	802.11a	36	10360.00	48.50	68.30	-19.80	V	Peak	Pass	Harmonic

Mode	1	
	Band Edge	
	U-NII-1_5.15-5.25_802.11a_CH36_5180MHz	
ANT	CDD 9+15	
Pol.	Horizontal	Fundamental

Peak

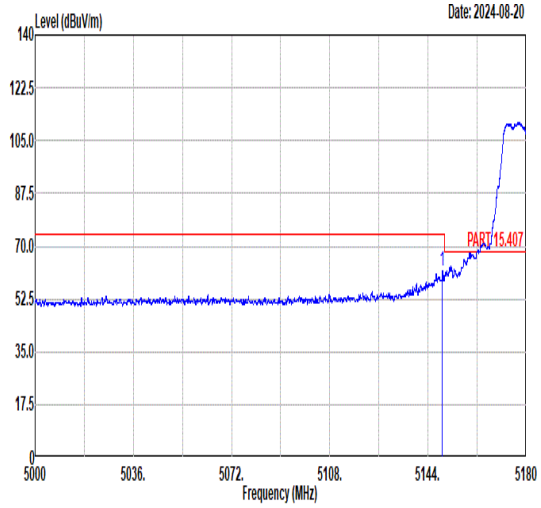

	Freq	Level	Limit Line	Margin	Read Level	Ant Factor	Cable Loss	Preamp Factor	APos	TPos	Remark
	MHz	dBuV/m	dBuV/m	dB	dBuV	dB/m	dB	dB	cm	deg	
1	5149.31	61.97	74.00	-12.03	47.79	34.87	11.09	31.78	339	119	PEAK

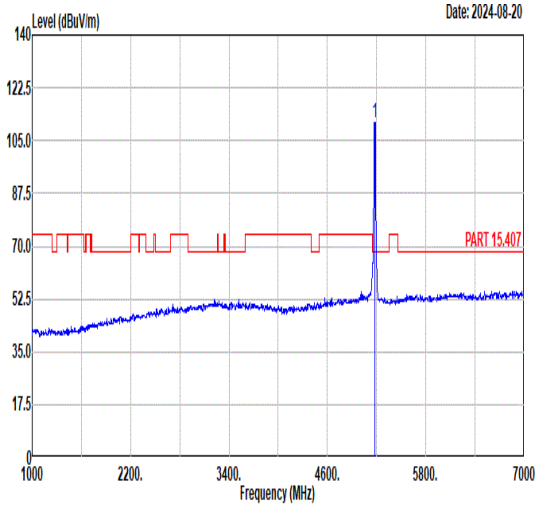

	Freq	Level	Limit Line	Margin	Read Level	Ant Factor	Cable Loss	Preamp Factor	APos	TPos	Remark
	MHz	dBuV/m	dBuV/m	dB	dBuV	dB/m	dB	dB	cm	deg	
1	5180.00	111.19	------	------	97.06	34.87	11.07	31.81	339	119	PEAK

Avg

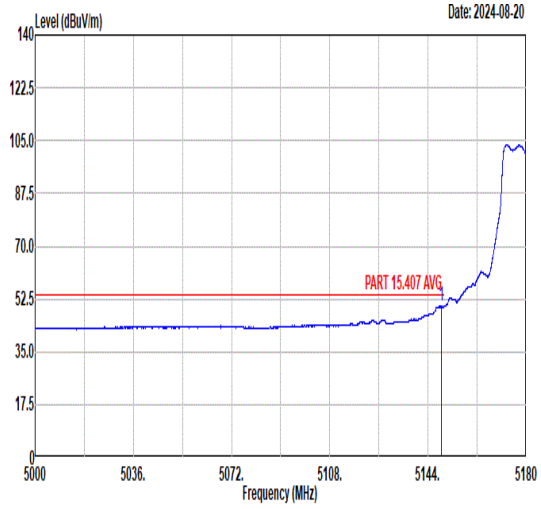

	Freq	Level	Limit Line	Margin	Read Level	Ant Factor	Cable Loss	Preamp Factor	APos	TPos	Remark
	MHz	dBuV/m	dBuV/m	dB	dBuV	dB/m	dB	dB	cm	deg	
1	5148.97	50.23	54.00	-3.77	36.05	34.87	11.09	31.78	339	119	AVERAGE

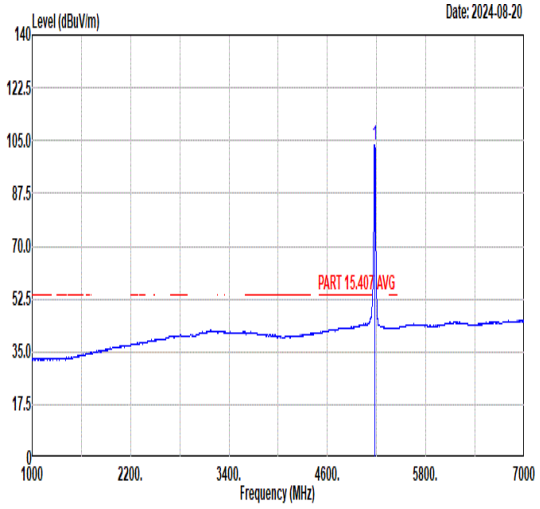

	Freq	Level	Limit Line	Margin	Read Level	Ant Factor	Cable Loss	Preamp Factor	APos	TPos	Remark
	MHz	dBuV/m	dBuV/m	dB	dBuV	dB/m	dB	dB	cm	deg	
1	5180.00	103.38	------	------	89.23	34.87	11.08	31.80	339	119	AVERAGE

Mode	1	
	Band Edge	
	U-NII-1_5.15-5.25_802.11a_CH36_5180MHz	
ANT	CDD 9+15	
Pol.	Vertical	Fundamental

Peak

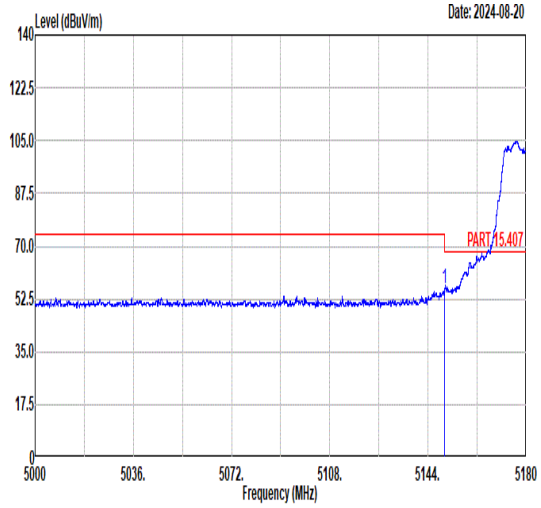

	Freq	Level	Limit Line	Margin	Read Level	Ant Factor	Cable Loss	Preamp Factor	APos	TPos	Remark
	MHz	dBuV/m	dBuV/m	dB	dBuV	dB/m	dB	dB	cm	deg	
1	5149.99	55.76	74.00	-18.24	41.59	34.87	11.08	31.78	376	12	PEAK

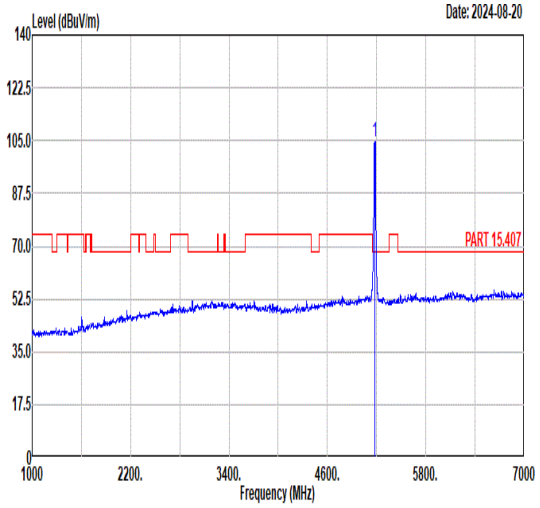

	Freq	Level	Limit Line	Margin	Read Level	Ant Factor	Cable Loss	Preamp Factor	APos	TPos	Remark
	MHz	dBuV/m	dBuV/m	dB	dBuV	dB/m	dB	dB	cm	deg	
1	5180.00	104.82	------	------	90.71	34.86	11.07	31.82	376	12	PEAK

Avg

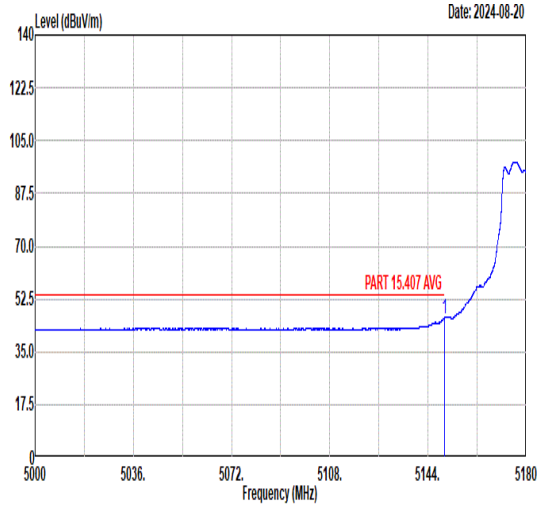

	Freq	Level	Limit Line	Margin	Read Level	Ant Factor	Cable Loss	Preamp Factor	APos	TPos	Remark
	MHz	dBuV/m	dBuV/m	dB	dBuV	dB/m	dB	dB	cm	deg	
1	5149.99	46.02	54.00	-7.98	31.85	34.87	11.08	31.78	376	12	AVERAGE

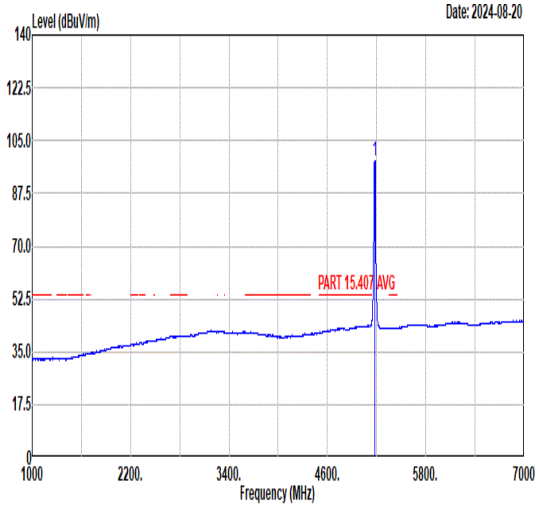

	Freq	Level	Limit Line	Margin	Read Level	Ant Factor	Cable Loss	Preamp Factor	APos	TPos	Remark
	MHz	dBuV/m	dBuV/m	dB	dBuV	dB/m	dB	dB	cm	deg	
1	5180.00	98.31	------	------	84.20	34.86	11.07	31.82	376	12	AVERAGE

Mode	1	
	Harmonic	
	U-NII-1_5.15-5.25_802.11a_CH36_5180MHz	
ANT	CDD 9+15	
Pol.	Horizontal	Vertical
Peak Avg	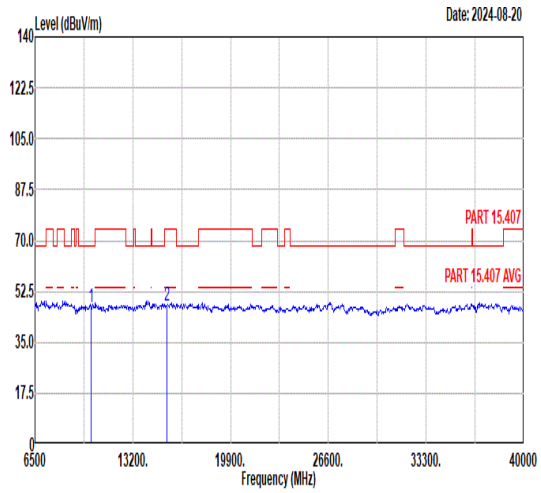	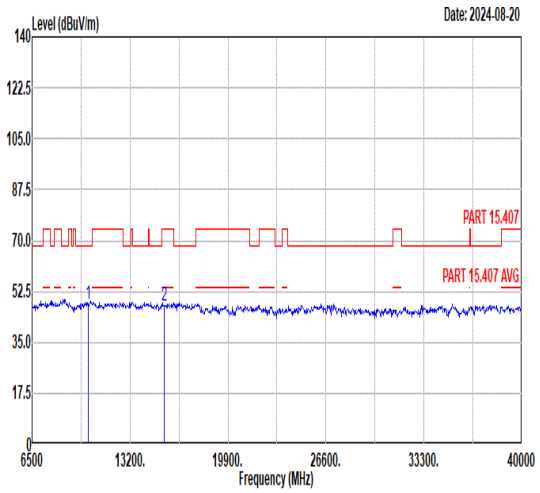

	Freq	Level	Limit Line	Margin	Read Level	Ant Factor	Cable Loss	Preamp Factor	APos	TPos	Remark
	MHz	dBuV/m	dBuV/m	dB	dBuV	dB/m	dB	dB	cm	deg	
1	10360.00	47.19	68.30	-21.11	44.37	39.44	14.15	50.77	--	--	Peak
2	15540.00	47.71	74.00	-26.29	40.47	41.82	16.85	51.43	--	--	Peak

	Freq	Level	Limit Line	Margin	Read Level	Ant Factor	Cable Loss	Preamp Factor	APos	TPos	Remark
	MHz	dBuV/m	dBuV/m	dB	dBuV	dB/m	dB	dB	cm	deg	
1	10360.00	48.09	68.30	-20.21	45.27	39.44	14.15	50.77	--	--	Peak
2	15540.00	47.67	74.00	-26.33	40.43	41.82	16.85	51.43	--	--	Peak

Mode	2	
	Harmonic	
	U-NII-1_5.15-5.25_802.11a_CH44_5220MHz	
ANT	CDD 9+15	
Pol.	Horizontal	Vertical
Peak Avg	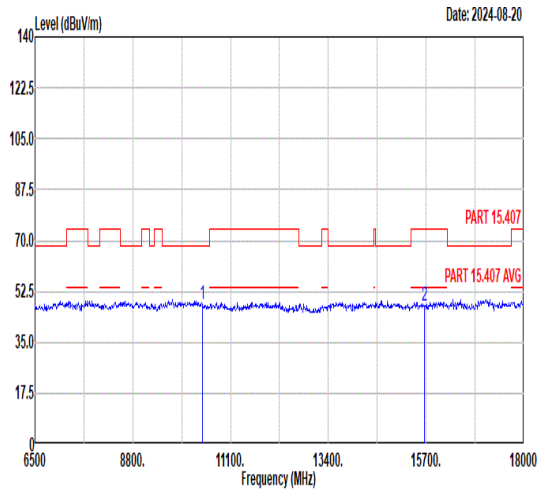	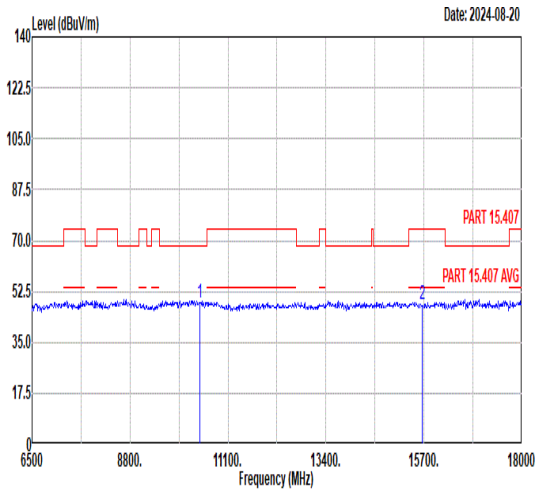

	Freq	Level	Limit Line	Margin	Read Level	Ant Factor	Cable Loss	Preamp Factor	APos	TPos	Remark
	MHz	dBuV/m	dBuV/m	dB	dBuV	dB/m	dB	dB	cm	deg	
1	10440.00	48.10	68.30	-20.20	45.21	39.48	14.20	50.79	--	--	Peak
2	15660.00	47.53	74.00	-26.47	40.22	41.90	16.94	51.53	--	--	Peak

	Freq	Level	Limit Line	Margin	Read Level	Ant Factor	Cable Loss	Preamp Factor	APos	TPos	Remark
	MHz	dBuV/m	dBuV/m	dB	dBuV	dB/m	dB	dB	cm	deg	
1	10440.00	48.82	68.30	-19.48	45.93	39.48	14.20	50.79	--	--	Peak
2	15660.00	48.22	74.00	-25.78	40.91	41.90	16.94	51.53	--	--	Peak

Mode	3	
	Band Edge - L	
	U-NII-1_5.15-5.25_802.11a_CH48_5240MHz	
ANT	CDD 9+15	
Pol.	Horizontal	Fundamental

Peak

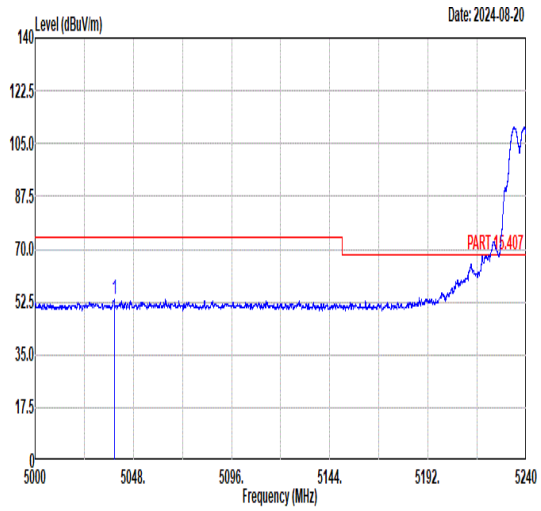

	Freq	Level	Limit Line	Margin	Read Level	Ant Factor	Cable Loss	Preamp Factor	APos	TPos	Remark
	MHz	dBuV/m	dBuV/m	(dB)	dBuV	dB/m	dB	dB	cm	deg	
1	5038.76	53.20	74.00	-20.80	38.80	34.89	11.15	31.64	400	76	PEAK

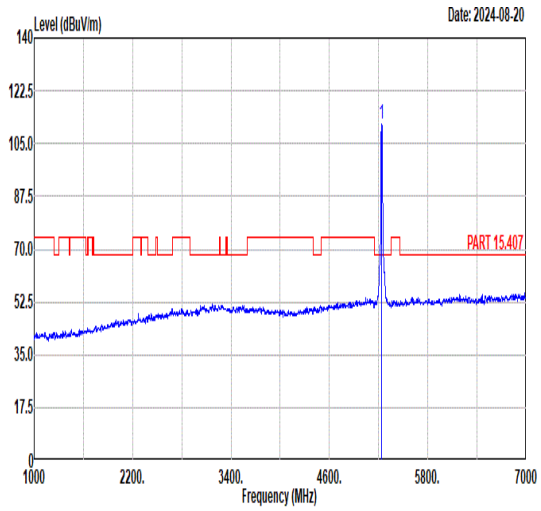

	Freq	Level	Limit Line	Margin	Read Level	Ant Factor	Cable Loss	Preamp Factor	APos	TPos	Remark
	MHz	dBuV/m	dBuV/m	(dB)	dBuV	dB/m	dB	dB	cm	deg	
1	5240.00	111.26	------	------	97.27	34.85	11.03	31.89	400	76	PEAK

Avg

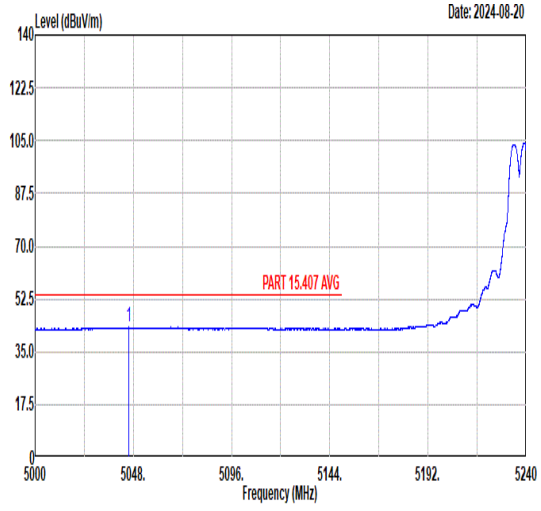

	Freq	Level	Limit Line	Margin	Read Level	Ant Factor	Cable Loss	Preamp Factor	APos	TPos	Remark
	MHz	dBuV/m	dBuV/m	(dB)	dBuV	dB/m	dB	dB	cm	deg	
1	5045.72	43.24	54.00	-10.76	28.86	34.89	11.14	31.65	400	76	AVERAGE

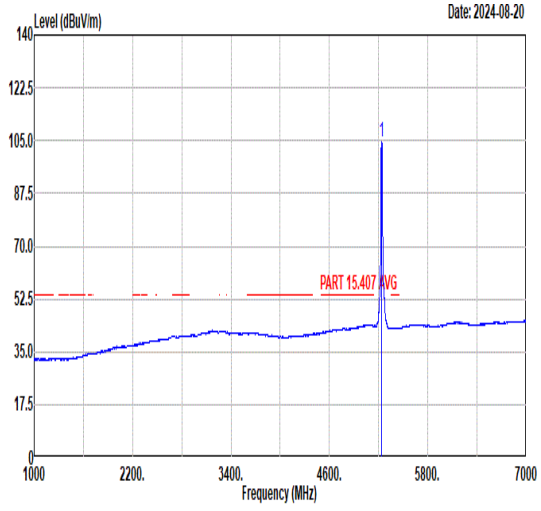

	Freq	Level	Limit Line	Margin	Read Level	Ant Factor	Cable Loss	Preamp Factor	APos	TPos	Remark
	MHz	dBuV/m	dBuV/m	(dB)	dBuV	dB/m	dB	dB	cm	deg	
1	5240.00	104.41	------	------	90.42	34.85	11.03	31.89	400	76	AVERAGE

Mode	3	
	Band Edge - R	
	U-NII-1_5.15-5.25_802.11a_CH48_5240MHz	
ANT	CDD 9+15	
Pol.	Horizontal	Fundamental
Peak	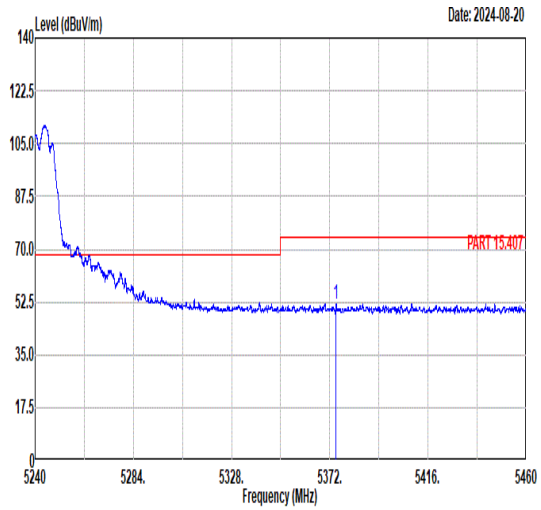 Freq Level Limit Line Margin (dB) Read Level Ant Factor Cable Loss Preamp Factor APos TPos Remark MHz dBuV/m dBuV/m dBuV dB/m dB dB cm deg 1 5374.77 52.00 74.00 -22.00 38.31 34.83 10.92 32.06 400 76 PEAK	Blank
Avg	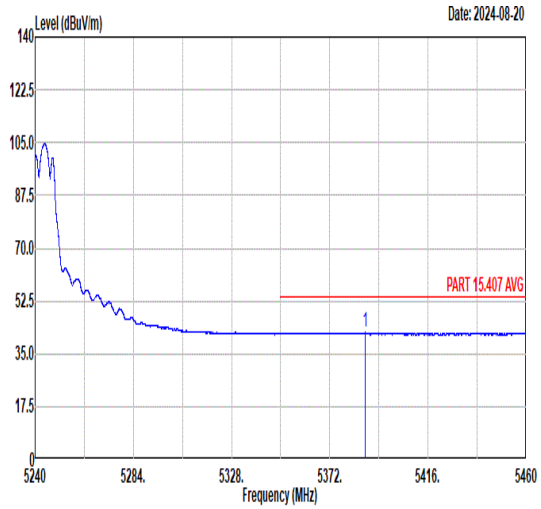 Freq Level Limit Line Margin (dB) Read Level Ant Factor Cable Loss Preamp Factor APos TPos Remark MHz dBuV/m dBuV/m dBuV dB/m dB dB cm deg 1 5387.97 42.02 54.00 -11.98 28.37 34.82 10.91 32.08 400 76 AVERAGE	Blank

Mode	3
	Band Edge - L
	U-NII-1_5.15-5.25_802.11a_CH48_5240MHz
ANT	CDD 9+15

Pol.	Vertical	Fundamental
Peak	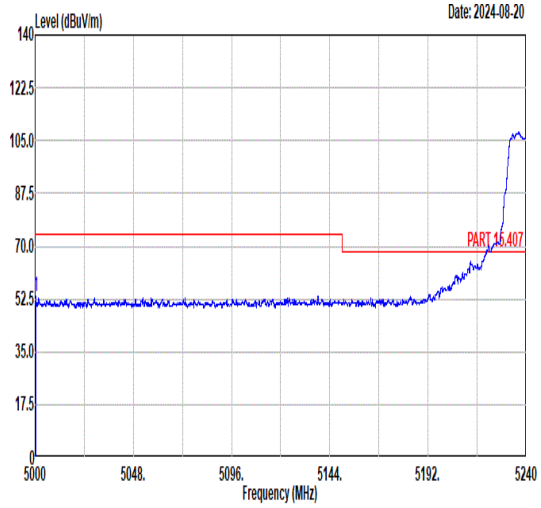	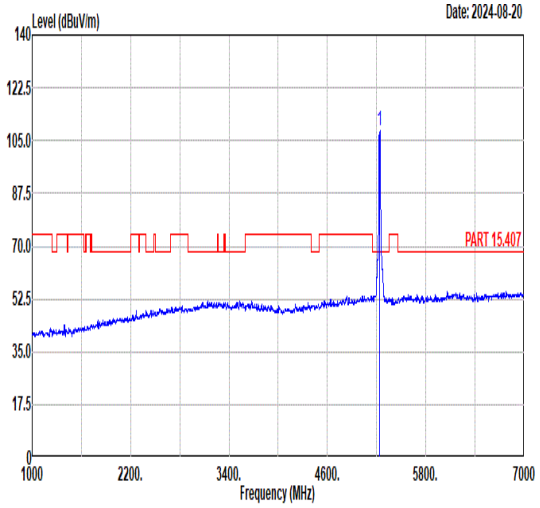
Avg	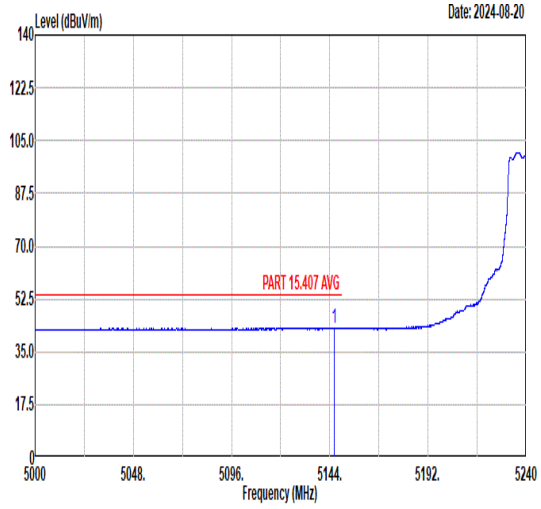	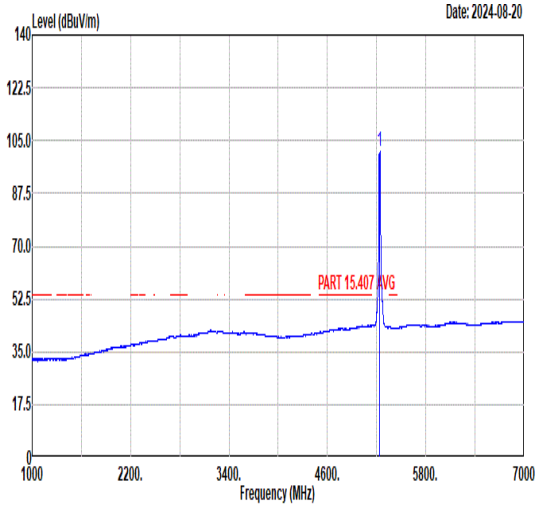

	Freq	Level	Limit Line	Margin (dB)	Read Level	Ant Factor	Cable Loss	Preamp Factor	APos	TPos	Remark
	MHz	dBuV/m	dBuV/m		dBuV	dB/m	dB	dB	cm	deg	
1	5000.38	53.46	74.00	-20.54	39.01	34.90	11.15	31.60	400	355	PEAK

	Freq	Level	Limit Line	Margin (dB)	Read Level	Ant Factor	Cable Loss	Preamp Factor	APos	TPos	Remark
	MHz	dBuV/m	dBuV/m		dBuV	dB/m	dB	dB	cm	deg	
1	5240.00	108.18	------	------	94.21	34.85	11.02	31.90	400	355	PEAK

	Freq	Level	Limit Line	Margin (dB)	Read Level	Ant Factor	Cable Loss	Preamp Factor	APos	TPos	Remark
	MHz	dBuV/m	dBuV/m		dBuV	dB/m	dB	dB	cm	deg	
1	5146.30	42.95	54.00	-11.05	28.77	34.87	11.09	31.78	400	355	AVERAGE

	Freq	Level	Limit Line	Margin (dB)	Read Level	Ant Factor	Cable Loss	Preamp Factor	APos	TPos	Remark
	MHz	dBuV/m	dBuV/m		dBuV	dB/m	dB	dB	cm	deg	
1	5240.00	101.39	------	------	87.42	34.85	11.02	31.90	400	355	AVERAGE

Mode	3	
	Band Edge - R	
	U-NII-1_5.15-5.25_802.11a_CH48_5240MHz	
ANT	CDD 9+15	
Pol.	Vertical	Fundamental
Peak	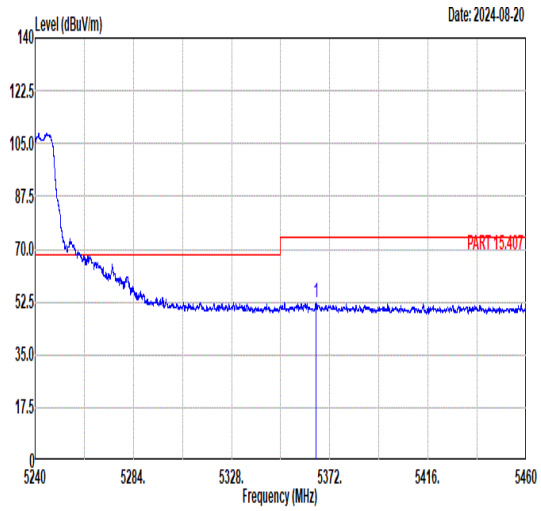 Freq Level Limit Line Margin (dB) Read Level Ant Factor Cable Loss Preamp Factor APos TPos Remark MHz dBuV/m dBuV/m dBuV dB/m dB dB cm deg 1 5365.75 52.55 74.00 -21.45 38.84 34.83 10.93 32.05 400 355 PEAK	Blank
Avg	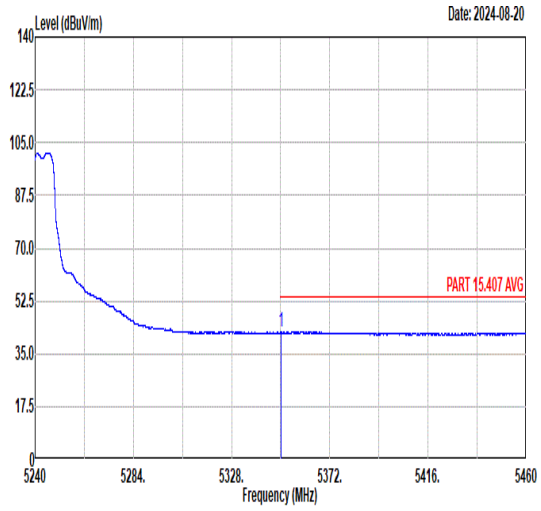 Freq Level Limit Line Margin (dB) Read Level Ant Factor Cable Loss Preamp Factor APos TPos Remark MHz dBuV/m dBuV/m dBuV dB/m dB dB cm deg 1 5350.13 42.27 54.00 -11.73 28.53 34.83 10.94 32.03 400 355 AVERAGE	Blank

Mode	3	
	Harmonic	
	U-NII-1_5.15-5.25_802.11a_CH48_5240MHz	
ANT	CDD 9+15	
Pol.	Horizontal	Vertical
Peak Avg	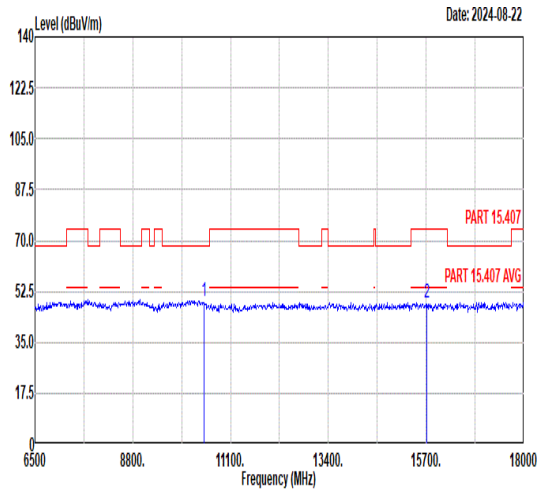	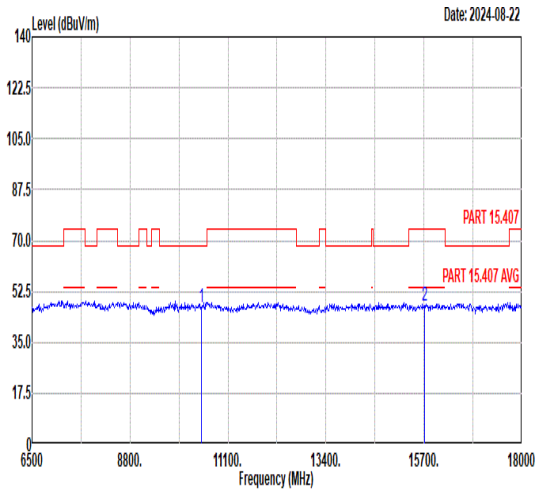

	Freq	Level	Limit Line	Margin	Read Level	Ant Factor	Cable Loss	Preamp Factor	APos	TPos	Remark
	MHz	dBuV/m	dBuV/m	dB	dBuV	dB/m	dB	dB	cm	deg	
1	10480.00	49.24	68.30	-19.06	46.32	39.49	14.23	50.80	--	--	Peak
2	15720.00	48.44	74.00	-25.56	41.10	41.93	16.99	51.58	--	--	Peak

	Freq	Level	Limit Line	Margin	Read Level	Ant Factor	Cable Loss	Preamp Factor	APos	TPos	Remark
	MHz	dBuV/m	dBuV/m	dB	dBuV	dB/m	dB	dB	cm	deg	
1	10480.00	47.08	68.30	-21.22	44.16	39.49	14.23	50.80	--	--	Peak
2	15720.00	47.38	74.00	-26.62	40.04	41.93	16.99	51.58	--	--	Peak

Mode	4
	Band Edge - L
	U-NII-2A_5.25-5.35_802.11a_CH52_5260MHz
ANT	CDD 9+15

Pol.	Horizontal	Fundamental
Peak	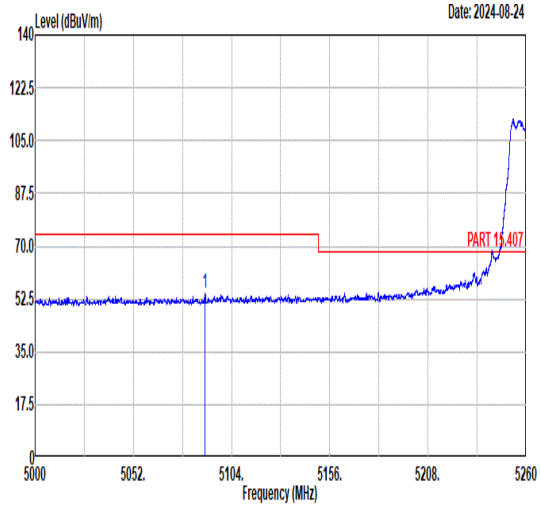	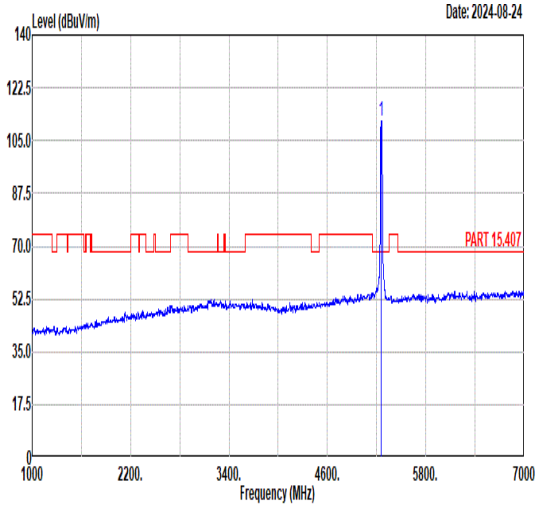
Avg	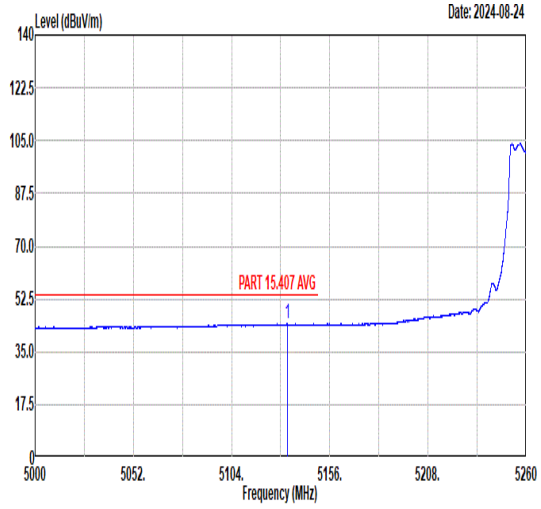	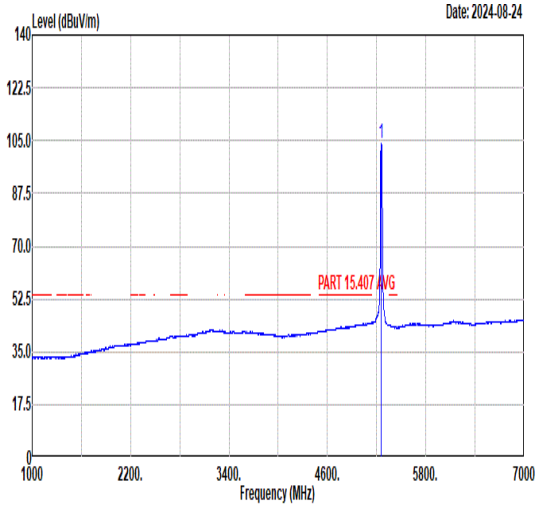

	Freq	Level	Limit Line	Margin	Read Level	Ant Factor	Cable Loss	Preamp Factor	APos	TPos	Remark
	MHz	dBuV/m	dBuV/m	(dB)	dBuV	dB/m	dB	dB	cm	deg	
1	5089.86	54.24	74.00	-19.76	39.95	34.88	11.12	31.71	300	111	PEAK

	Freq	Level	Limit Line	Margin	Read Level	Ant Factor	Cable Loss	Preamp Factor	APos	TPos	Remark
	MHz	dBuV/m	dBuV/m	(dB)	dBuV	dB/m	dB	dB	cm	deg	
1	5260.00	111.63	------	------	97.69	34.85	11.01	31.92	300	111	PEAK

	Freq	Level	Limit Line	Margin	Read Level	Ant Factor	Cable Loss	Preamp Factor	APos	TPos	Remark
	MHz	dBuV/m	dBuV/m	(dB)	dBuV	dB/m	dB	dB	cm	deg	
1	5133.51	44.28	54.00	-9.72	30.08	34.87	11.09	31.76	300	111	AVERAGE

	Freq	Level	Limit Line	Margin	Read Level	Ant Factor	Cable Loss	Preamp Factor	APos	TPos	Remark
	MHz	dBuV/m	dBuV/m	(dB)	dBuV	dB/m	dB	dB	cm	deg	
1	5260.00	103.84	------	------	89.88	34.85	11.02	31.91	300	111	AVERAGE

Mode	4	
	Band Edge - R	
	U-NII-2A_5.25-5.35_802.11a_CH52_5260MHz	
ANT	CDD 9+15	
Pol.	Horizontal	Fundamental
Peak	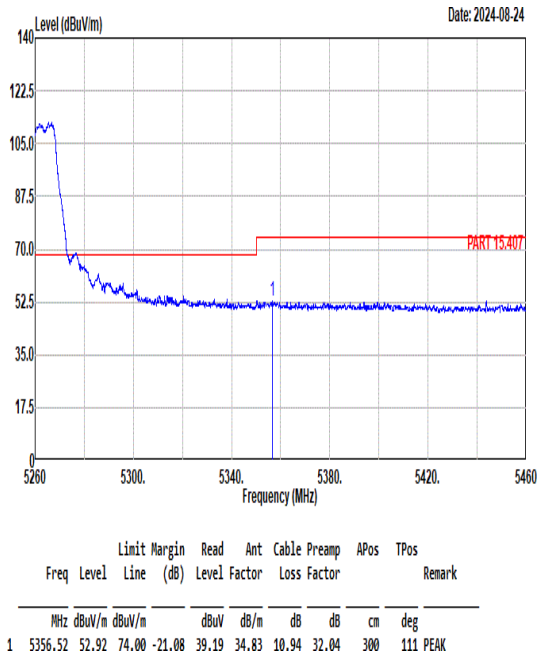	Blank
Avg	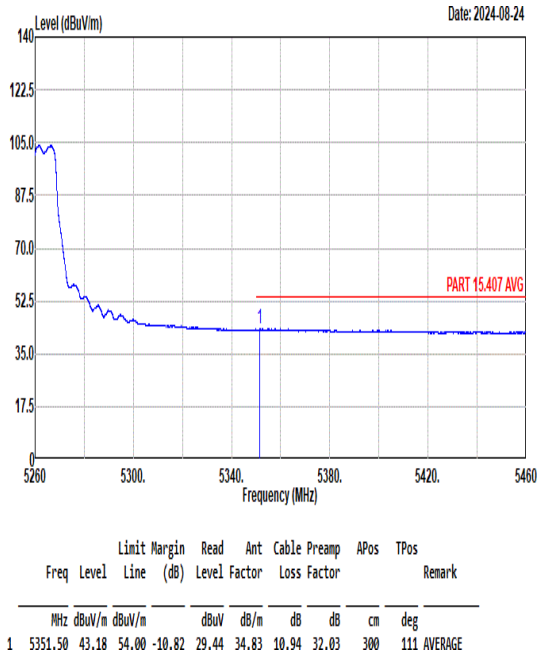	Blank

	Freq	Level	Limit Line	Margin (dB)	Read Level	Ant Factor	Cable Loss	Preamp Factor	APos	TPos	Remark
	MHz	dBuV/m	dBuV/m		dBuV	dB/m	dB	dB	cm	deg	
1	5356.52	52.92	74.00	-21.08	39.19	34.83	10.94	32.04	300	111	PEAK

	Freq	Level	Limit Line	Margin (dB)	Read Level	Ant Factor	Cable Loss	Preamp Factor	APos	TPos	Remark
	MHz	dBuV/m	dBuV/m		dBuV	dB/m	dB	dB	cm	deg	
1	5351.50	43.18	54.00	-10.82	29.44	34.83	10.94	32.03	300	111	AVERAGE

Mode	4	
	Band Edge - L	
	U-NII-2A_5.25-5.35_802.11a_CH52_5260MHz	
ANT	CDD 9+15	
Pol.	Vertical	Fundamental
Peak	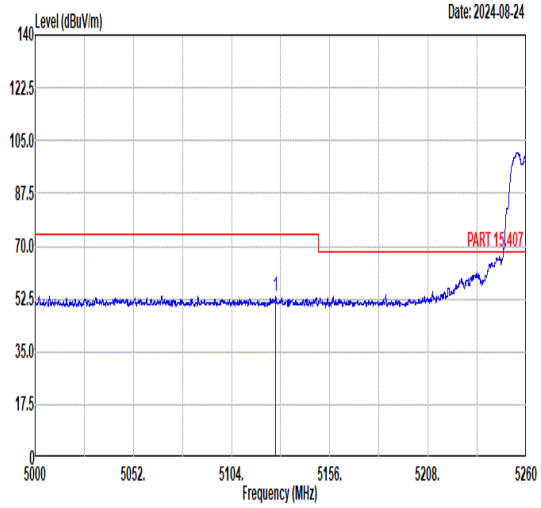	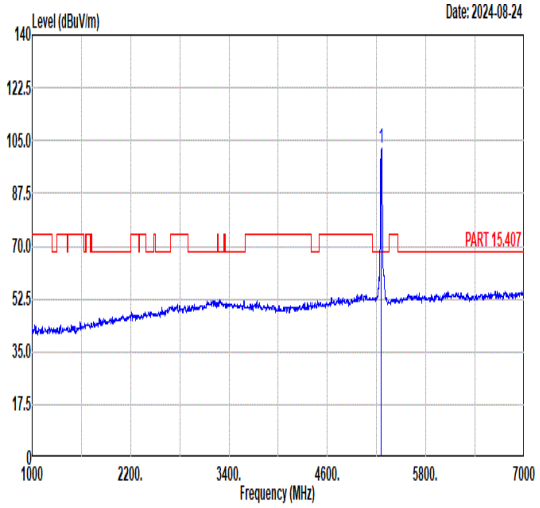
Avg	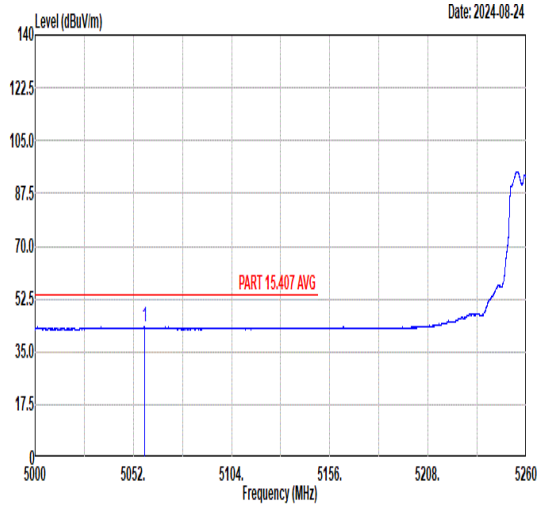	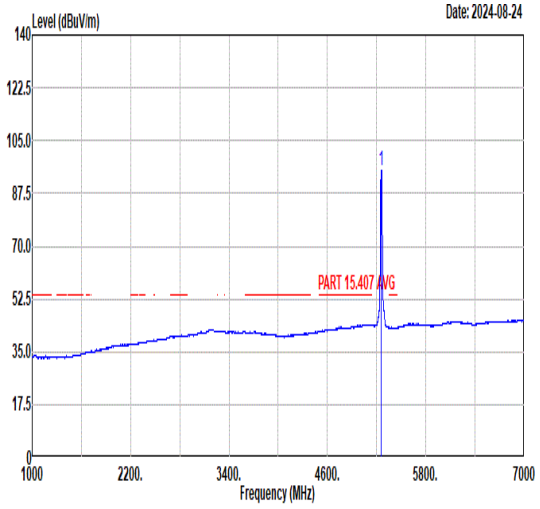

	Freq	Level	Limit Line	Margin (dB)	Read Level	Ant Factor	Cable Loss	Preamp Factor	APos	TPos	Remark
	MHz	dBuV/m	dBuV/m		dBuV	dB/m	dB	dB	cm	deg	
1	5127.27	53.54	74.00	-20.46	39.32	34.87	11.10	31.75	300	33	PEAK

	Freq	Level	Limit Line	Margin (dB)	Read Level	Ant Factor	Cable Loss	Preamp Factor	APos	TPos	Remark
	MHz	dBuV/m	dBuV/m		dBuV	dB/m	dB	dB	cm	deg	
1	5260.00	102.31	------	------	88.37	34.85	11.01	31.92	300	33	PEAK

	Freq	Level	Limit Line	Margin (dB)	Read Level	Ant Factor	Cable Loss	Preamp Factor	APos	TPos	Remark
	MHz	dBuV/m	dBuV/m		dBuV	dB/m	dB	dB	cm	deg	
1	5057.85	43.12	54.00	-10.88	28.76	34.89	11.14	31.67	300	33	AVERAGE

	Freq	Level	Limit Line	Margin (dB)	Read Level	Ant Factor	Cable Loss	Preamp Factor	APos	TPos	Remark
	MHz	dBuV/m	dBuV/m		dBuV	dB/m	dB	dB	cm	deg	
1	5260.00	95.21	------	------	81.27	34.85	11.01	31.92	300	33	AVERAGE

Mode	4	
	Band Edge - R	
	U-NII-2A_5.25-5.35_802.11a_CH52_5260MHz	
ANT	CDD 9+15	
Pol.	Vertical	Fundamental
Peak	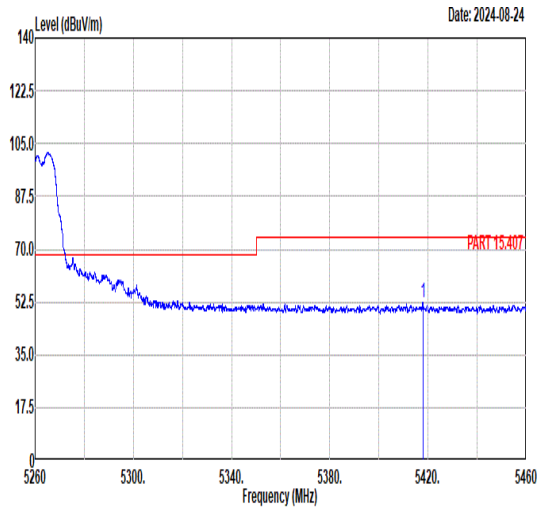	Blank
Avg	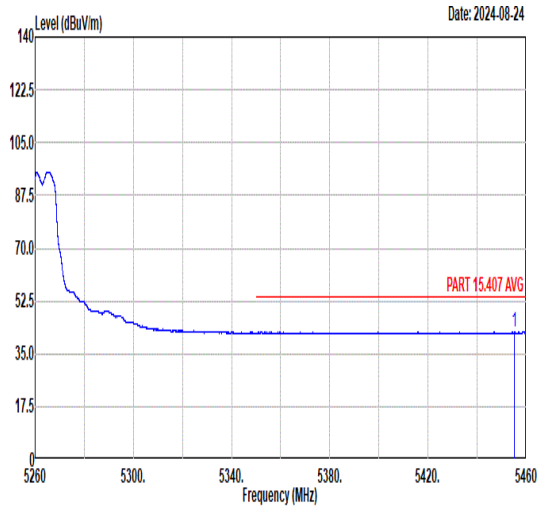	Blank

	Freq	Level	Limit Line	Margin (dB)	Read Level	Ant Factor	Cable Loss	Preamp Factor	APos	TPos	Remark
	MHz	dBuV/m	dBuV/m		dBuV	dB/m	dB	dB	cm	deg	
1	5417.92	52.46	74.00	-21.54	38.80	34.82	10.95	32.11	300	33	PEAK

	Freq	Level	Limit Line	Margin (dB)	Read Level	Ant Factor	Cable Loss	Preamp Factor	APos	TPos	Remark
	MHz	dBuV/m	dBuV/m		dBuV	dB/m	dB	dB	cm	deg	
1	5455.30	42.24	54.00	-11.76	28.49	34.81	11.10	32.16	300	33	AVERAGE

Mode	4	
	Harmonic	
	U-NII-2A_5.25-5.35_802.11a_CH52_5260MHz	
ANT	CDD 9+15	
Pol.	Horizontal	Vertical
Peak Avg	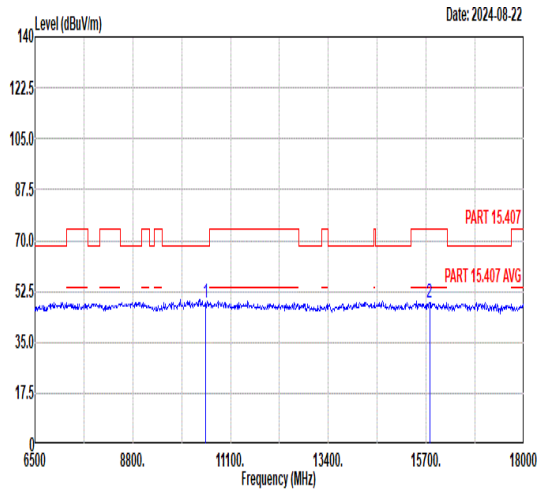	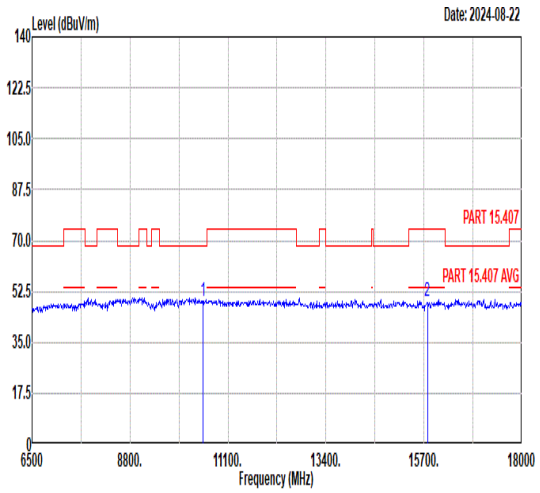

	Freq	Level	Limit Line	Margin	Read Level	Ant Factor	Cable Loss	Preamp Factor	APos	TPos	Remark
	MHz	dBuV/m	dBuV/m	dB	dBuV	dB/m	dB	dB	cm	deg	
1	10520.00	48.70	68.30	-19.60	45.75	39.50	14.25	50.80	--	--	Peak
2	15780.00	48.76	74.00	-25.24	41.38	41.97	17.04	51.63	--	--	Peak

	Freq	Level	Limit Line	Margin	Read Level	Ant Factor	Cable Loss	Preamp Factor	APos	TPos	Remark
	MHz	dBuV/m	dBuV/m	dB	dBuV	dB/m	dB	dB	cm	deg	
1	10520.00	49.10	68.30	-19.20	46.15	39.50	14.25	50.80	--	--	Peak
2	15780.00	48.93	74.00	-25.07	41.55	41.97	17.04	51.63	--	--	Peak

Mode	5	
	Harmonic	
	U-NII-2A_5.25-5.35_802.11a_CH60_5300MHz	
ANT	CDD 9+15	
Pol.	Horizontal	Vertical
Peak Avg	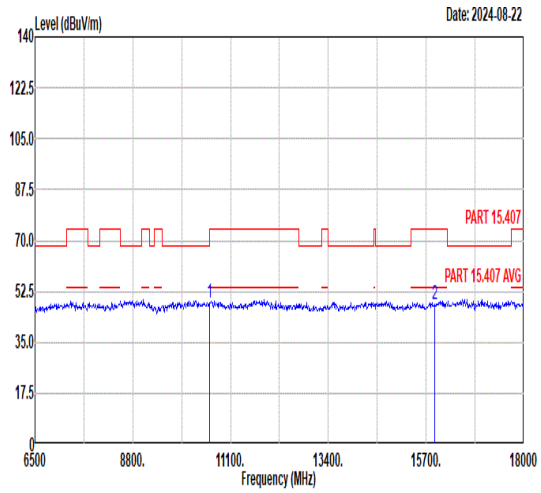	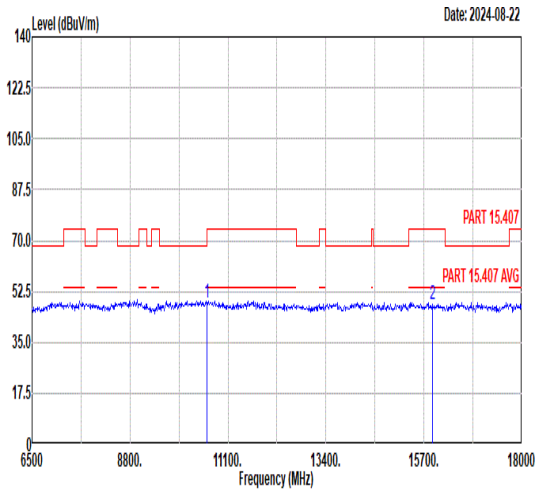

	Freq	Level	Limit Line	Margin	Read Level	Ant Factor	Cable Loss	Preamp Factor	APos	TPos	Remark
	MHz	dBuV/m	dBuV/m	dB	dBuV	dB/m	dB	dB	cm	deg	
1	10600.00	48.59	74.00	-25.41	45.61	39.48	14.30	50.80	--	--	Peak
2	15900.00	48.20	74.00	-25.80	40.74	42.04	17.14	51.72	--	--	Peak

	Freq	Level	Limit Line	Margin	Read Level	Ant Factor	Cable Loss	Preamp Factor	APos	TPos	Remark
	MHz	dBuV/m	dBuV/m	dB	dBuV	dB/m	dB	dB	cm	deg	
1	10600.00	48.84	74.00	-25.16	45.86	39.48	14.30	50.80	--	--	Peak
2	15900.00	47.95	74.00	-26.05	40.49	42.04	17.14	51.72	--	--	Peak

Mode	6
	Band Edge
	U-NII-2A_5.25-5.35_802.11a_CH64_5320MHz
ANT	CDD 9+15

Pol.	Horizontal	Fundamental
Peak	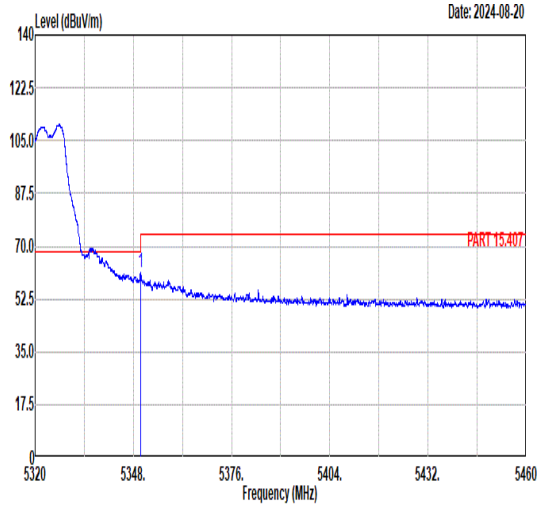	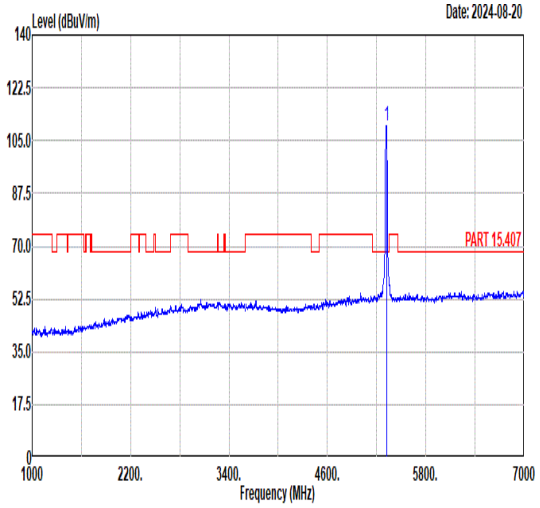
Avg	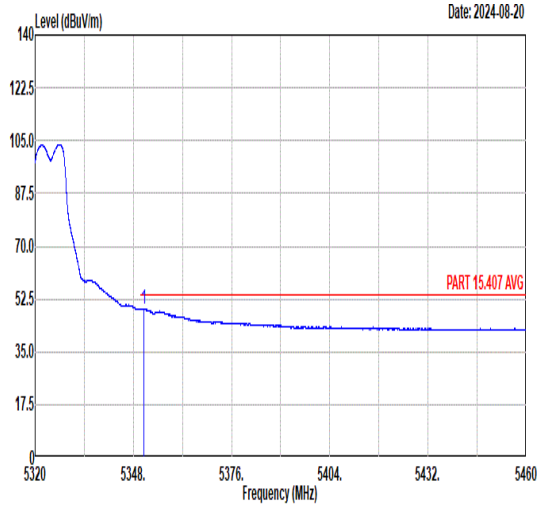	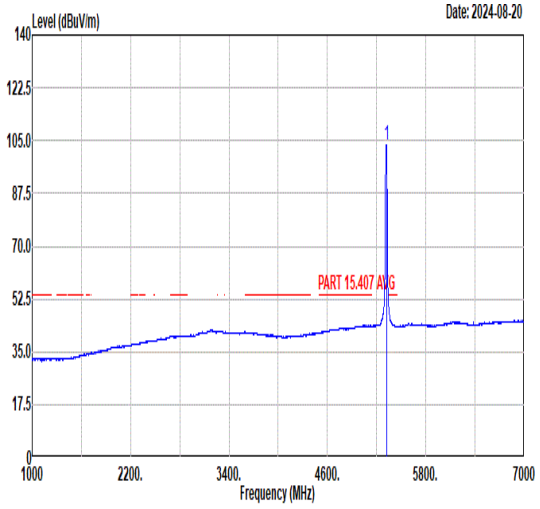

	Freq	Level	Limit Line	Margin (dB)	Read Level	Ant Factor	Cable Loss	Preamp Factor	APos	TPos	Remark
	MHz	dBuV/m	dBuV/m		dBuV	dB/m	dB	dB	cm	deg	
1	5350.04	61.33	74.00	-12.67	47.59	34.83	10.94	32.03	245	338	PEAK

	Freq	Level	Limit Line	Margin (dB)	Read Level	Ant Factor	Cable Loss	Preamp Factor	APos	TPos	Remark
	MHz	dBuV/m	dBuV/m		dBuV	dB/m	dB	dB	cm	deg	
1	5320.00	110.04	------	------	96.24	34.84	10.96	32.00	245	338	PEAK

	Freq	Level	Limit Line	Margin (dB)	Read Level	Ant Factor	Cable Loss	Preamp Factor	APos	TPos	Remark
	MHz	dBuV/m	dBuV/m		dBuV	dB/m	dB	dB	cm	deg	
1	5350.88	49.31	54.00	-4.69	35.57	34.83	10.94	32.03	245	338	AVERAGE

	Freq	Level	Limit Line	Margin (dB)	Read Level	Ant Factor	Cable Loss	Preamp Factor	APos	TPos	Remark
	MHz	dBuV/m	dBuV/m		dBuV	dB/m	dB	dB	cm	deg	
1	5320.00	103.58	------	------	89.78	34.84	10.96	32.00	245	338	AVERAGE

Mode	6	
	Band Edge	
	U-NII-2A_5.25-5.35_802.11a_CH64_5320MHz	
ANT	CDD 9+15	
Pol.	Vertical	Fundamental

Peak

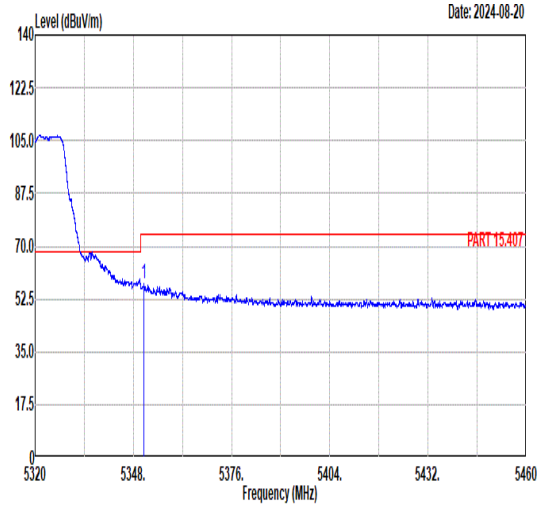

	Freq	Level	Limit Line	Margin (dB)	Read Level	Ant Factor	Cable Loss	Preamp Factor	APos	TPos	Remark
	MHz	dBuV/m	dBuV/m		dBuV	dB/m	dB	dB	cm	deg	
1	5351.01	57.47	74.00	-16.53	43.73	34.83	10.94	32.03	240	337	PEAK

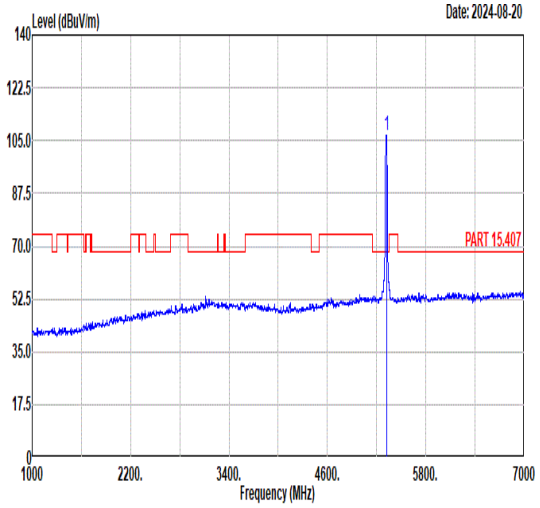

	Freq	Level	Limit Line	Margin (dB)	Read Level	Ant Factor	Cable Loss	Preamp Factor	APos	TPos	Remark
	MHz	dBuV/m	dBuV/m		dBuV	dB/m	dB	dB	cm	deg	
1	5320.00	106.75	------	------	92.95	34.84	10.96	32.00	240	337	PEAK

Avg

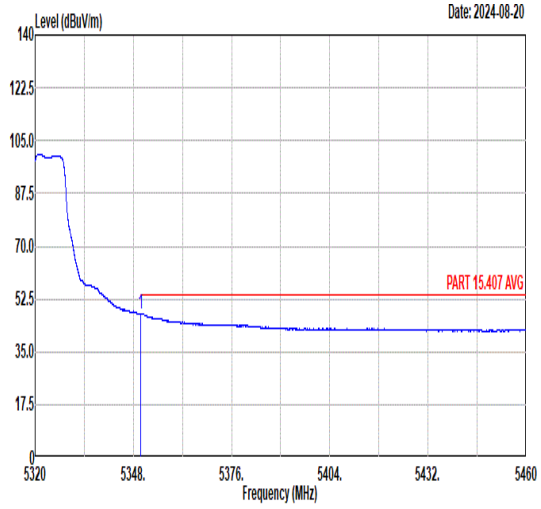

	Freq	Level	Limit Line	Margin (dB)	Read Level	Ant Factor	Cable Loss	Preamp Factor	APos	TPos	Remark
	MHz	dBuV/m	dBuV/m		dBuV	dB/m	dB	dB	cm	deg	
1	5350.00	47.60	54.00	-6.40	33.86	34.83	10.94	32.03	240	337	AVERAGE

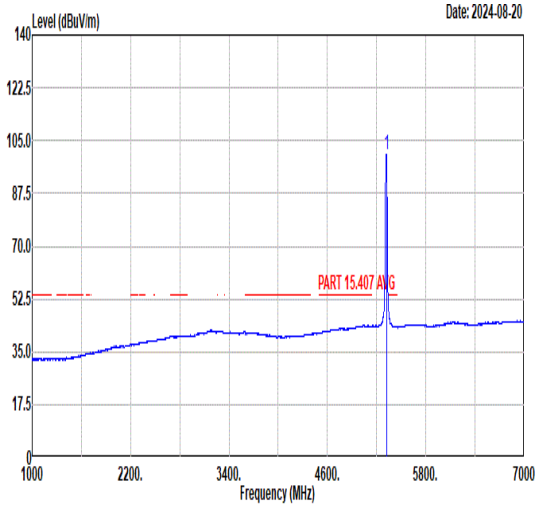

	Freq	Level	Limit Line	Margin (dB)	Read Level	Ant Factor	Cable Loss	Preamp Factor	APos	TPos	Remark
	MHz	dBuV/m	dBuV/m		dBuV	dB/m	dB	dB	cm	deg	
1	5320.00	100.23	------	------	86.41	34.84	10.97	31.99	240	337	AVERAGE

Mode	6	
	Harmonic	
	U-NII-2A_5.25-5.35_802.11a_CH64_5320MHz	
ANT	CDD 9+15	
Pol.	Horizontal	Vertical
Peak Avg	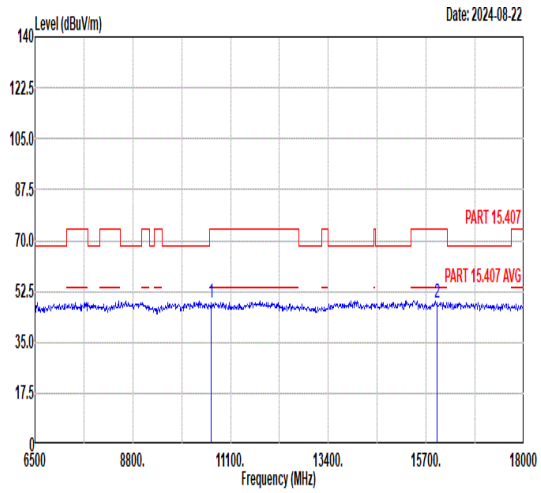	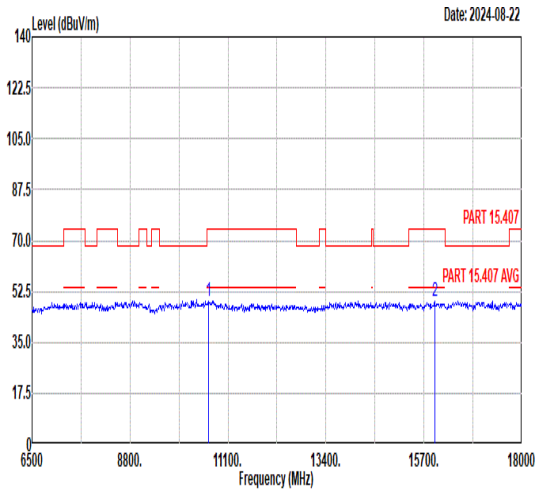

	Freq	Level	Limit Line	Margin	Read Level	Ant Factor	Cable Loss	Preamp Factor	APos	TPos	Remark
	MHz	dBuV/m	dBuV/m	dB	dBuV	dB/m	dB	dB	cm	deg	
1	10640.00	48.50	74.00	-25.50	45.51	39.47	14.32	50.80	--	--	Peak
2	15960.00	48.37	74.00	-25.63	40.87	42.08	17.19	51.77	--	--	Peak

	Freq	Level	Limit Line	Margin	Read Level	Ant Factor	Cable Loss	Preamp Factor	APos	TPos	Remark
	MHz	dBuV/m	dBuV/m	dB	dBuV	dB/m	dB	dB	cm	deg	
1	10640.00	48.94	74.00	-25.06	45.95	39.47	14.32	50.80	--	--	Peak
2	15960.00	48.92	74.00	-25.08	41.42	42.08	17.19	51.77	--	--	Peak

Mode	7
	Band Edge
	U-NII-2C_5.47-5.725_802.11a_CH100_5500MHz
ANT	CDD 9+15

Pol.	Horizontal	Fundamental
Peak	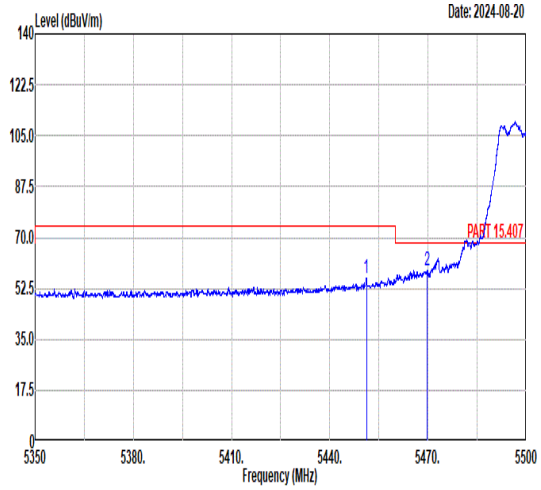 Freq Level Limit Line Margin (dB) Read Level Ant Factor Cable Loss Preamp Factor APos TPos Remark MHz dBuV/m dBuV/m dBuV dB/m dB dB cm deg 1 5451.18 55.91 74.00 -18.09 42.17 34.81 11.08 32.15 328 313 PEAK 2 5469.79 58.56 68.30 -9.74 44.77 34.81 11.16 32.18 328 313 PEAK	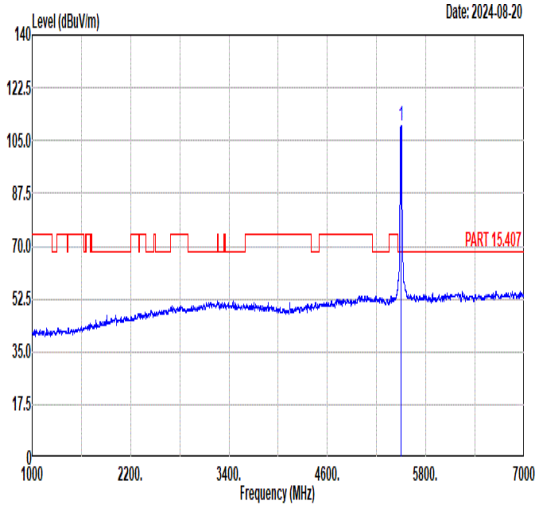 Freq Level Limit Line Margin (dB) Read Level Ant Factor Cable Loss Preamp Factor APos TPos Remark MHz dBuV/m dBuV/m dBuV dB/m dB dB cm deg 1 5500.00 110.07 ------ ------ 96.17 34.81 11.30 32.21 328 313 PEAK
Avg	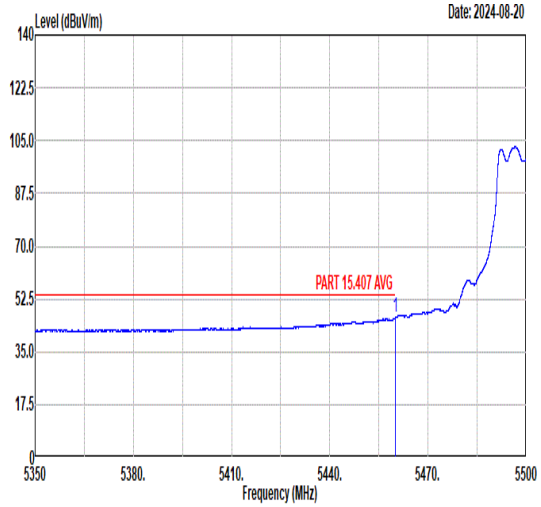 Freq Level Limit Line Margin (dB) Read Level Ant Factor Cable Loss Preamp Factor APos TPos Remark MHz dBuV/m dBuV/m dBuV dB/m dB dB cm deg 1 5460.00 46.25 54.00 -7.75 32.49 34.81 11.12 32.17 328 313 AVERAGE	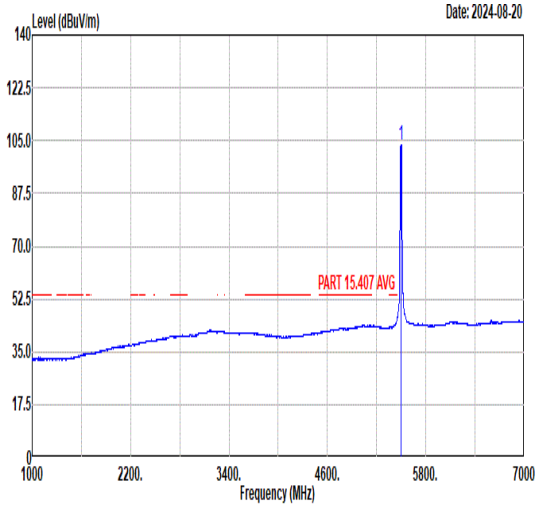 Freq Level Limit Line Margin (dB) Read Level Ant Factor Cable Loss Preamp Factor APos TPos Remark MHz dBuV/m dBuV/m dBuV dB/m dB dB cm deg 1 5500.00 103.53 ------ ------ 89.63 34.81 11.30 32.21 328 313 AVERAGE

Mode	7
	Band Edge
	U-NII-2C_5.47-5.725_802.11a_CH100_5500MHz
ANT	CDD 9+15

Pol.	Vertical	Fundamental
Peak	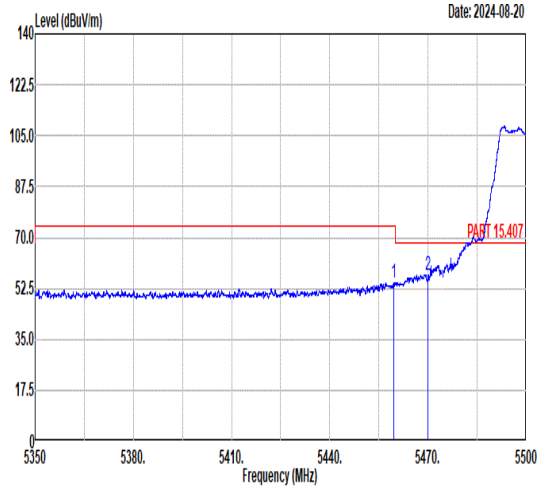	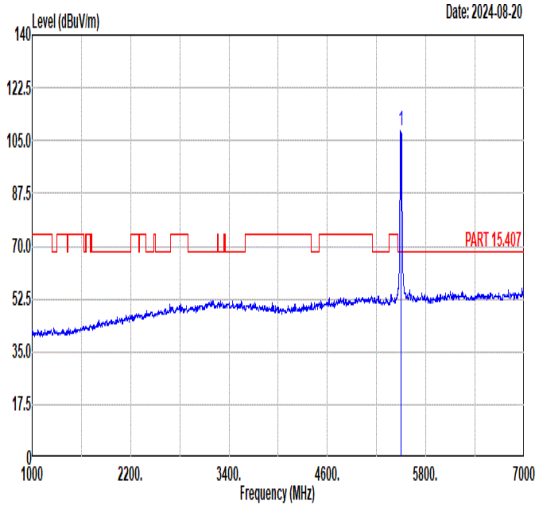
Avg	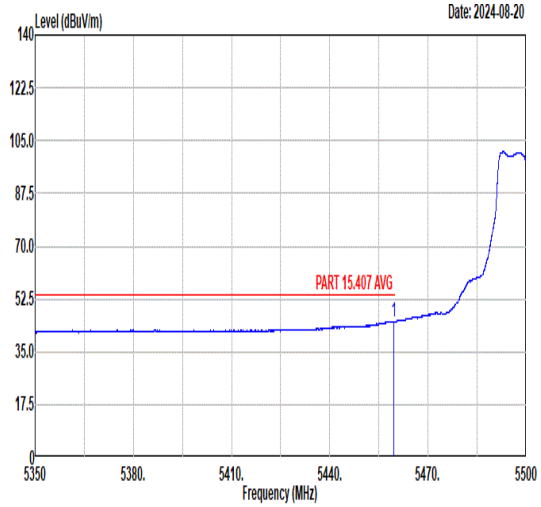	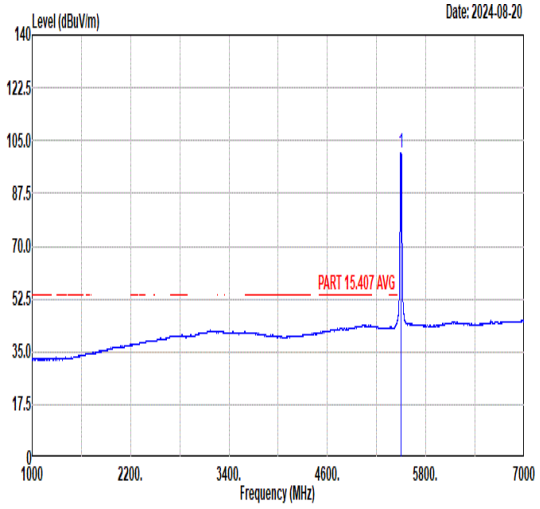

	Freq	Level	Limit Line	Margin	Read Level	Ant Factor	Cable Loss	Preamp Factor	APos	TPos	Remark
	MHz	dBuV/m	dBuV/m	(dB)	dBuV	dB/m	dB	dB	cm	deg	
1	5459.43	54.29	74.00	-19.71	40.52	34.81	11.12	32.16	365	8	PEAK
2	5470.00	57.26	68.30	-11.04	43.47	34.81	11.16	32.18	365	8	PEAK

	Freq	Level	Limit Line	Margin	Read Level	Ant Factor	Cable Loss	Preamp Factor	APos	TPos	Remark
	MHz	dBuV/m	dBuV/m	(dB)	dBuV	dB/m	dB	dB	cm	deg	
1	5500.00	108.14	------	------	94.29	34.80	11.25	32.20	365	8	PEAK

	Freq	Level	Limit Line	Margin	Read Level	Ant Factor	Cable Loss	Preamp Factor	APos	TPos	Remark
	MHz	dBuV/m	dBuV/m	(dB)	dBuV	dB/m	dB	dB	cm	deg	
1	5459.59	45.15	54.00	-8.85	31.38	34.81	11.12	32.16	365	8	AVERAGE

	Freq	Level	Limit Line	Margin	Read Level	Ant Factor	Cable Loss	Preamp Factor	APos	TPos	Remark
	MHz	dBuV/m	dBuV/m	(dB)	dBuV	dB/m	dB	dB	cm	deg	
1	5500.00	101.13	------	------	87.28	34.80	11.25	32.20	365	8	AVERAGE

Mode	7	
	Harmonic	
	U-NII-2C_5.47-5.725_802.11a_CH100_5500MHz	
ANT	CDD 9+15	
Pol.	Horizontal	Vertical
Peak Avg	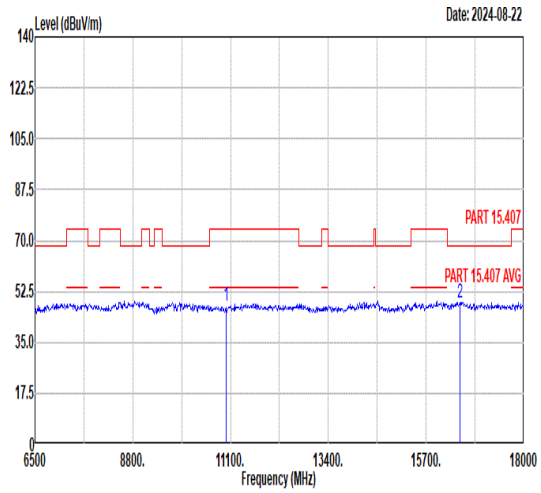	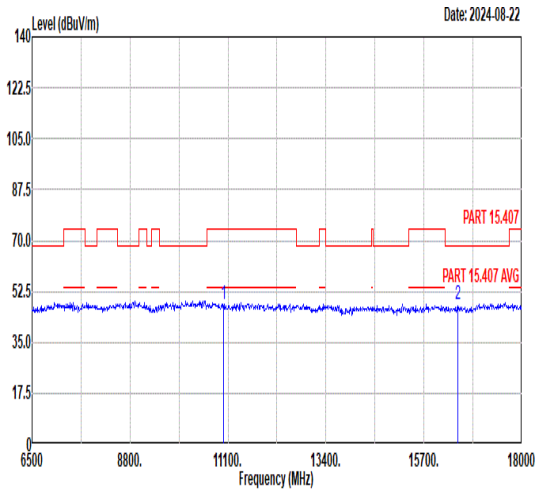

	Freq	Level	Limit Line	Margin	Read Level	Ant Factor	Cable Loss	Preamp Factor	APos	TPos	Remark
	MHz	dBuV/m	dBuV/m	dB	dBuV	dB/m	dB	dB	cm	deg	
1	11000.00	47.59	74.00	-26.41	44.45	39.40	14.54	50.80	--	--	Peak
2	16500.00	48.75	68.30	-19.55	40.79	42.40	17.36	51.80	--	--	Peak

	Freq	Level	Limit Line	Margin	Read Level	Ant Factor	Cable Loss	Preamp Factor	APos	TPos	Remark
	MHz	dBuV/m	dBuV/m	dB	dBuV	dB/m	dB	dB	cm	deg	
1	11000.00	48.28	74.00	-25.72	45.14	39.40	14.54	50.80	--	--	Peak
2	16500.00	48.15	68.30	-20.15	40.19	42.40	17.36	51.80	--	--	Peak

Mode	8	
	Harmonic	
	U-NII-2C_5.47-5.725_802.11a_CH116_5580MHz	
ANT	CDD 9+15	
Pol.	Horizontal	Vertical
Peak Avg	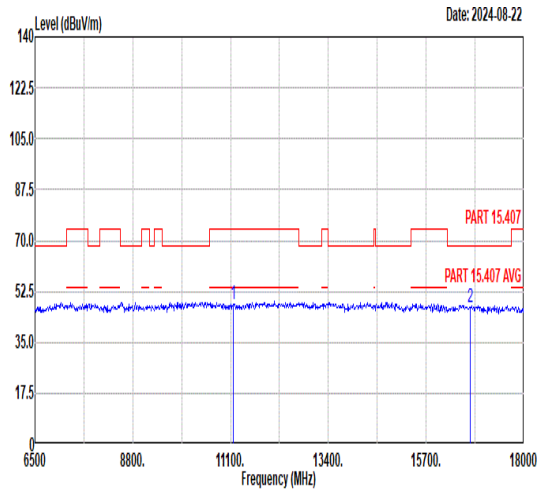	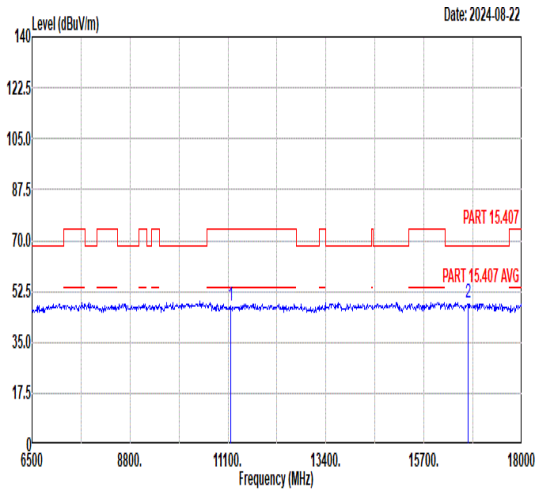

	Freq	Level	Limit Line	Margin	Read Level	Ant Factor	Cable Loss	Preamp Factor	APos	TPos	Remark
	MHz	dBuV/m	dBuV/m	dB	dBuV	dB/m	dB	dB	cm	deg	
1	11160.00	48.02	74.00	-25.98	44.62	39.53	14.64	50.77	--	--	Peak
2	16740.00	47.27	68.30	-21.03	39.14	42.45	17.43	51.75	--	--	Peak

	Freq	Level	Limit Line	Margin	Read Level	Ant Factor	Cable Loss	Preamp Factor	APos	TPos	Remark
	MHz	dBuV/m	dBuV/m	dB	dBuV	dB/m	dB	dB	cm	deg	
1	11160.00	47.54	74.00	-26.46	44.14	39.53	14.64	50.77	--	--	Peak
2	16740.00	48.63	68.30	-19.67	40.50	42.45	17.43	51.75	--	--	Peak

Mode	9	
	Band Edge	
	U-NII-2C_5.47-5.725_802.11a_CH140_5700MHz	
ANT	CDD 9+15	
Pol.	Horizontal	Fundamental
Peak	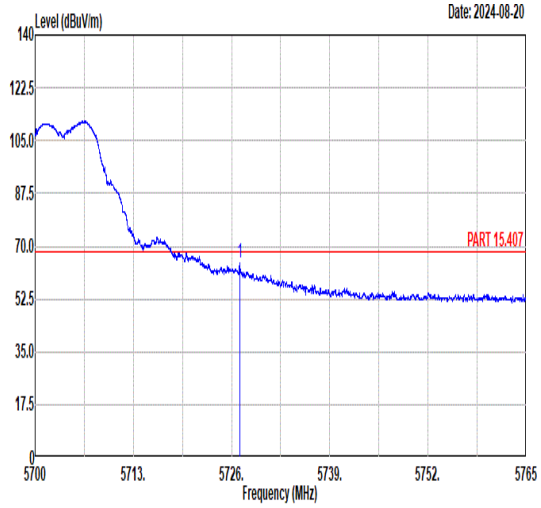	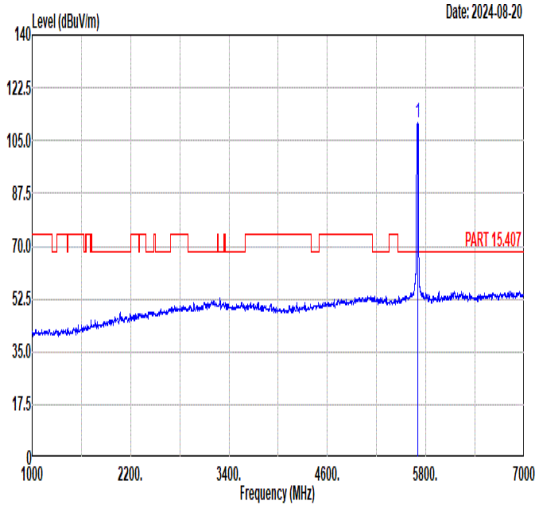
Avg	Blank	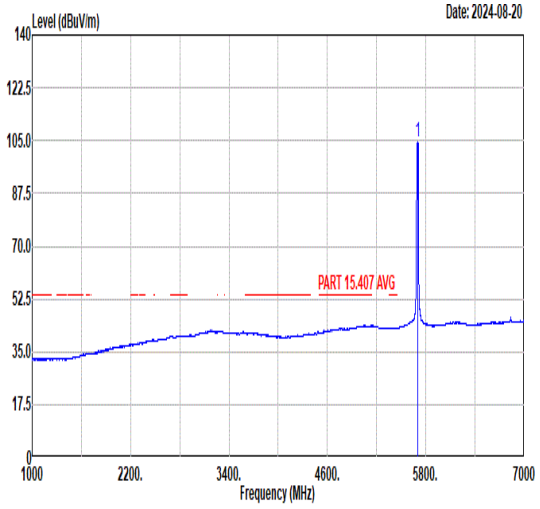

	Freq	Level	Limit Line	Margin	Read Level	Ant Factor	Cable Loss	Preamp Factor	APos	TPos	Remark
	MHz	dBuV/m	dBuV/m	dB	dBuV	dB/m	dB	dB	cm	deg	
1	5727.07	64.20	68.30	-4.10	49.82	35.12	11.65	32.39	367	311	PEAK

	Freq	Level	Limit Line	Margin	Read Level	Ant Factor	Cable Loss	Preamp Factor	APos	TPos	Remark
	MHz	dBuV/m	dBuV/m	dB	dBuV	dB/m	dB	dB	cm	deg	
1	5700.00	111.15	------	------	96.78	35.08	11.66	32.37	367	311	PEAK

	Freq	Level	Limit Line	Margin	Read Level	Ant Factor	Cable Loss	Preamp Factor	APos	TPos	Remark
	MHz	dBuV/m	dBuV/m	dB	dBuV	dB/m	dB	dB	cm	deg	
1	5700.00	104.49	------	------	90.12	35.08	11.66	32.37	367	311	AVERAGE

Mode	9	
	Band Edge	
	U-NII-2C_5.47-5.725_802.11a_CH140_5700MHz	
ANT	CDD 9+15	
Pol.	Vertical	Fundamental
Peak	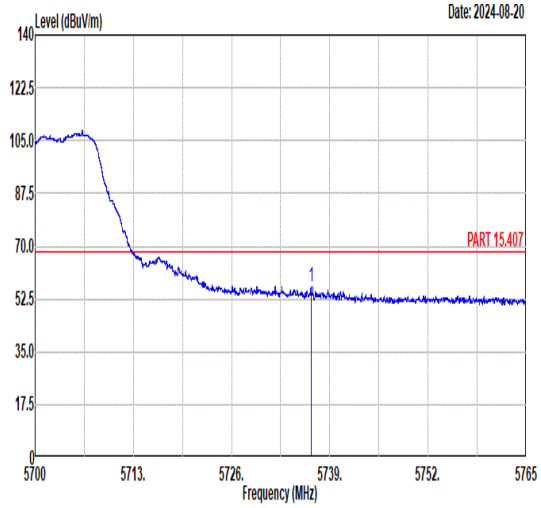	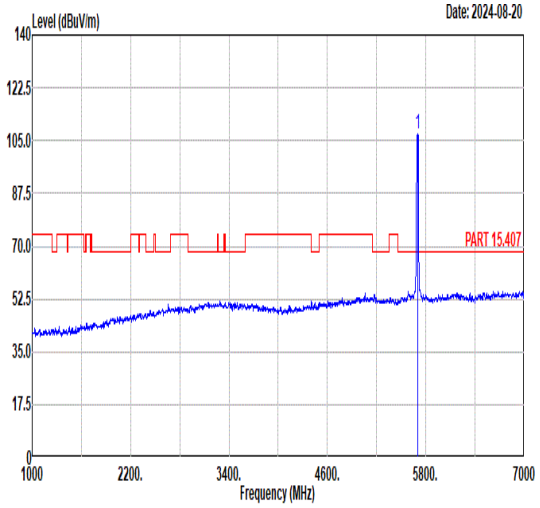
Avg	Blank	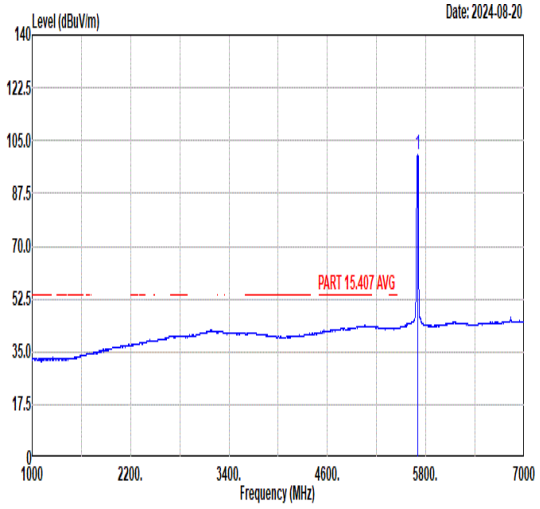

	Freq	Level	Limit Line	Margin	Read Level	Ant Factor	Cable Loss	Preamp Factor	APos	TPos	Remark
	MHz	dBuV/m	dBuV/m	dB	dBuV	dB/m	dB	dB	cm	deg	
1	5736.50	56.78	68.30	-11.52	42.39	35.13	11.65	32.39	347	340	PEAK

	Freq	Level	Limit Line	Margin	Read Level	Ant Factor	Cable Loss	Preamp Factor	APos	TPos	Remark
	MHz	dBuV/m	dBuV/m	dB	dBuV	dB/m	dB	dB	cm	deg	
1	5700.00	107.11	------	------	92.74	35.08	11.66	32.37	347	340	PEAK

	Freq	Level	Limit Line	Margin	Read Level	Ant Factor	Cable Loss	Preamp Factor	APos	TPos	Remark
	MHz	dBuV/m	dBuV/m	dB	dBuV	dB/m	dB	dB	cm	deg	
1	5700.00	100.48	------	------	86.11	35.08	11.66	32.37	347	340	AVERAGE

Mode	9
	Harmonic
	U-NII-2C_5.47-5.725_802.11a_CH140_5700MHz
ANT	CDD 9+15

Pol.	Horizontal	Vertical
Peak Avg	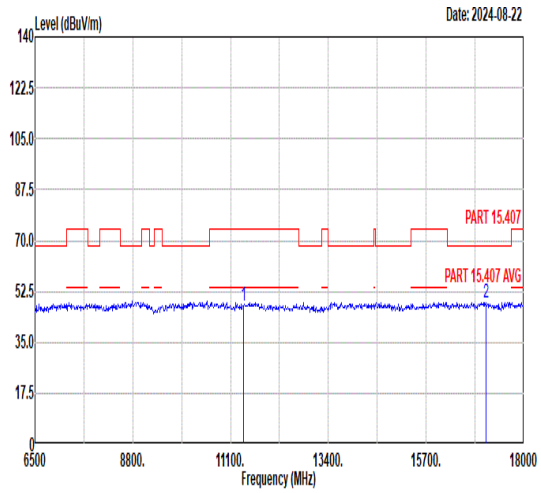	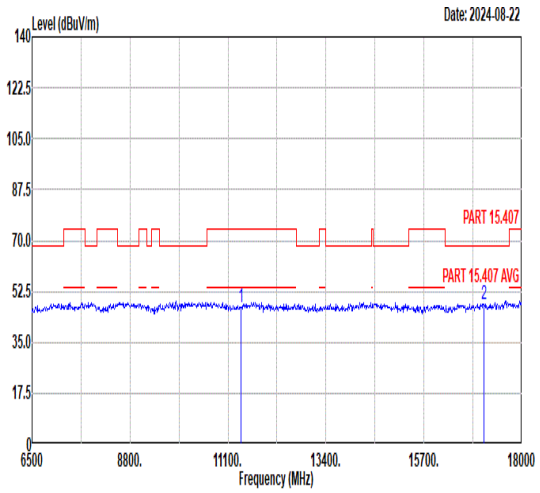

	Freq	Level	Limit Line	Margin	Read Level	Ant Factor	Cable Loss	Preamp Factor	APos	TPos	Remark
	MHz	dBuV/m	dBuV/m	dB	dBuV	dB/m	dB	dB	cm	deg	
1	11400.00	47.73	74.00	-26.27	43.95	39.72	14.78	50.72	--	--	Peak
2	17100.00	48.45	68.30	-19.85	40.26	42.46	17.53	51.80	--	--	Peak

	Freq	Level	Limit Line	Margin	Read Level	Ant Factor	Cable Loss	Preamp Factor	APos	TPos	Remark
	MHz	dBuV/m	dBuV/m	dB	dBuV	dB/m	dB	dB	cm	deg	
1	11400.00	47.12	74.00	-26.88	43.34	39.72	14.78	50.72	--	--	Peak
2	17100.00	48.15	68.30	-20.15	39.96	42.46	17.53	51.80	--	--	Peak

Mode	10
	Band Edge
	U-NII-1_5.15-5.25_802.11be EHT20_CH36_Full_5180MHz
ANT	CDD 9+15

Pol.	Horizontal	Fundamental
Peak	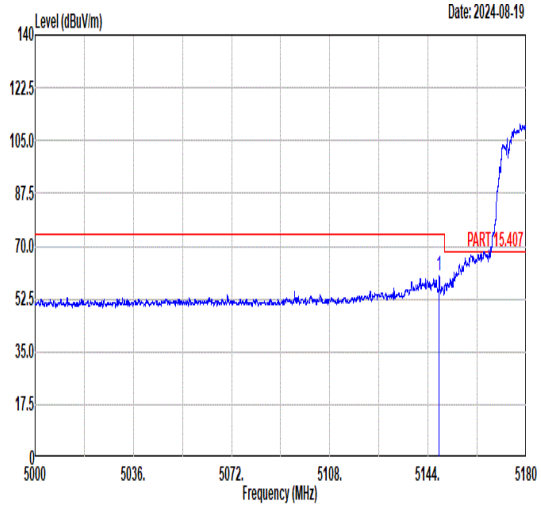 Freq Level Limit Line Margin Read Level Ant Factor Cable Loss Preamp Factor APos TPos Remark MHz dBuV/m dBuV/m dB dBuV dB/m dB dB cm deg 1 5148.05 60.05 74.00 -13.95 45.87 34.87 11.09 31.78 169 311 PEAK	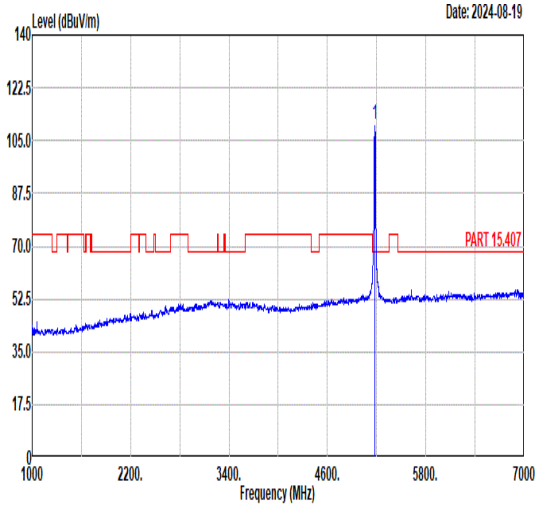 Freq Level Limit Line Margin Read Level Ant Factor Cable Loss Preamp Factor APos TPos Remark MHz dBuV/m dBuV/m dB dBuV dB/m dB dB cm deg 1 5180.00 110.20 ------ ------ 96.09 34.86 11.07 31.82 169 311 PEAK
Avg	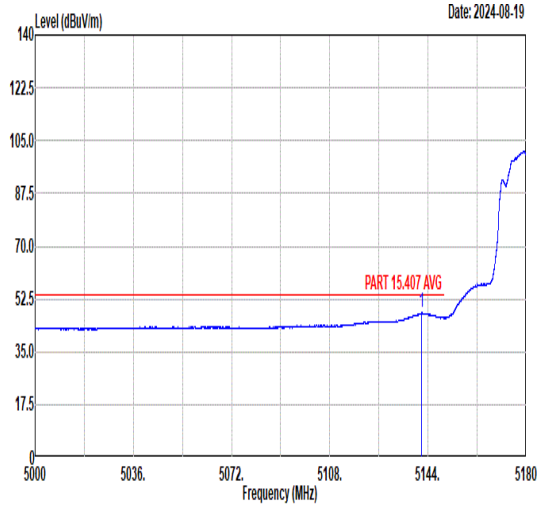 Freq Level Limit Line Margin Read Level Ant Factor Cable Loss Preamp Factor APos TPos Remark MHz dBuV/m dBuV/m dB dBuV dB/m dB dB cm deg 1 5141.75 48.06 54.00 -5.94 33.87 34.87 11.09 31.77 169 311 AVERAGE	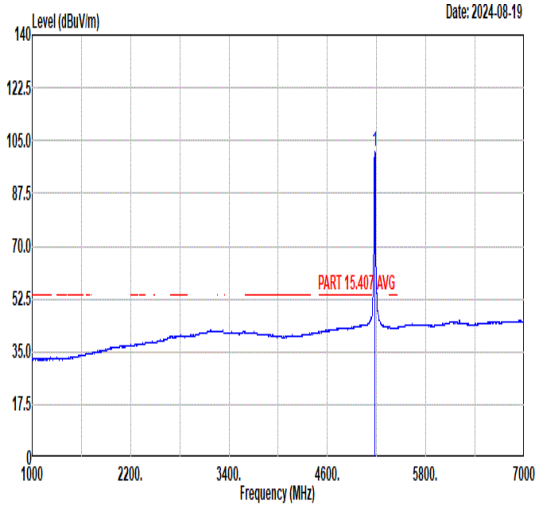 Freq Level Limit Line Margin Read Level Ant Factor Cable Loss Preamp Factor APos TPos Remark MHz dBuV/m dBuV/m dB dBuV dB/m dB dB cm deg 1 5180.00 101.23 ------ ------ 87.12 34.86 11.07 31.82 169 311 AVERAGE

Mode	10	
	Band Edge	
	U-NII-1_5.15-5.25_802.11be EHT20_CH36_Full_5180MHz	
ANT	CDD 9+15	
Pol.	Vertical	Fundamental

Peak

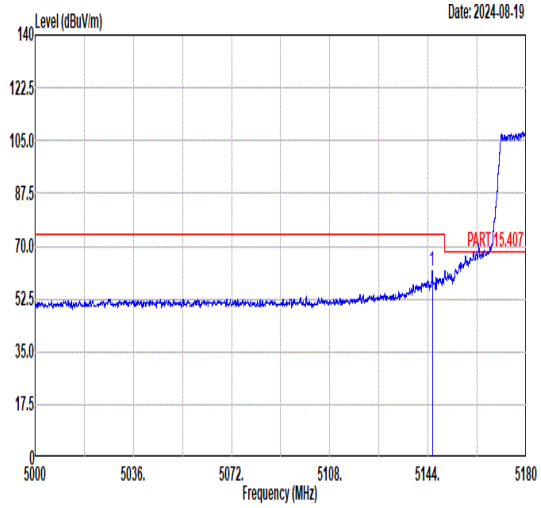

	Freq	Level	Limit Line	Margin	Read Level	Ant Factor	Cable Loss	Preamp Factor	APos	TPos	Remark
	MHz	dBuV/m	dBuV/m	dB	dBuV	dB/m	dB	dB	cm	deg	
1	5145.55	61.96	74.00	-12.04	47.78	34.87	11.09	31.78	294	2	PEAK

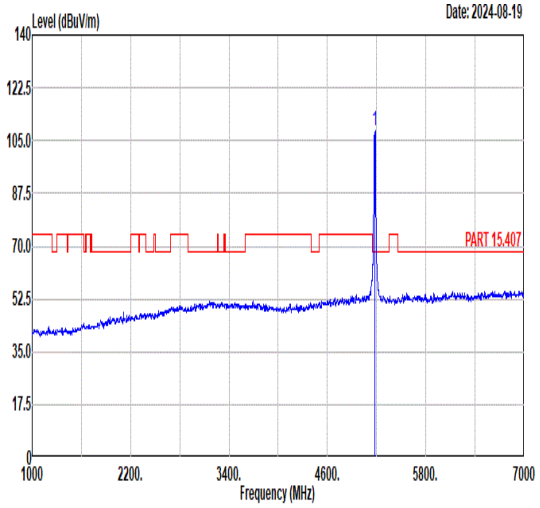

	Freq	Level	Limit Line	Margin	Read Level	Ant Factor	Cable Loss	Preamp Factor	APos	TPos	Remark
	MHz	dBuV/m	dBuV/m	dB	dBuV	dB/m	dB	dB	cm	deg	
1	5180.00	108.40	------	------	94.29	34.86	11.07	31.82	294	2	PEAK

Avg

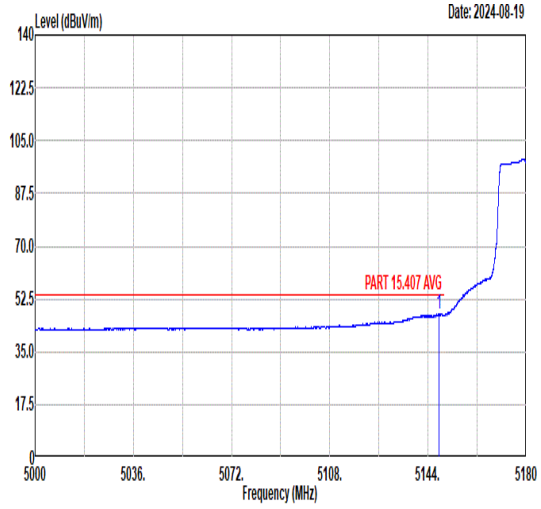

	Freq	Level	Limit Line	Margin	Read Level	Ant Factor	Cable Loss	Preamp Factor	APos	TPos	Remark
	MHz	dBuV/m	dBuV/m	dB	dBuV	dB/m	dB	dB	cm	deg	
1	5147.89	47.74	54.00	-6.26	33.56	34.87	11.09	31.78	294	2	AVERAGE

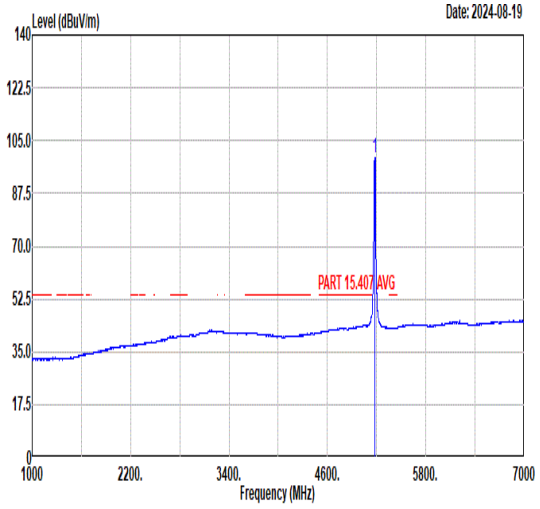

	Freq	Level	Limit Line	Margin	Read Level	Ant Factor	Cable Loss	Preamp Factor	APos	TPos	Remark
	MHz	dBuV/m	dBuV/m	dB	dBuV	dB/m	dB	dB	cm	deg	
1	5180.00	99.54	------	------	85.43	34.86	11.07	31.82	294	2	AVERAGE

Mode	10	
	Harmonic	
	U-NII-1_5.15-5.25_802.11be EHT20_CH36_Full_5180MHz	
ANT	CDD 9+15	
Pol.	Horizontal	Vertical
Peak Avg	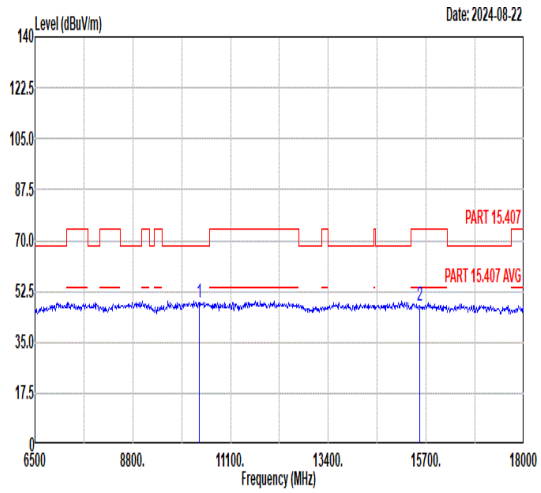	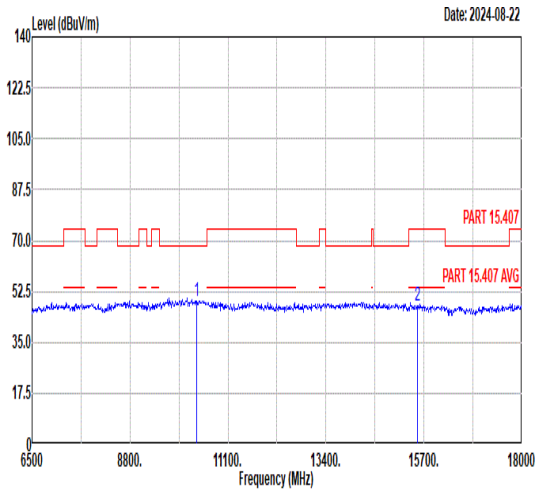

	Freq	Level	Limit Line	Margin	Read Level	Ant Factor	Cable Loss	Preamp Factor	APos	TPos	Remark
	MHz	dBuV/m	dBuV/m	dB	dBuV	dB/m	dB	dB	cm	deg	
1	10360.00	48.53	68.30	-19.77	45.71	39.44	14.15	50.77	--	--	Peak
2	15540.00	47.53	74.00	-26.47	40.29	41.82	16.85	51.43	--	--	Peak

	Freq	Level	Limit Line	Margin	Read Level	Ant Factor	Cable Loss	Preamp Factor	APos	TPos	Remark
	MHz	dBuV/m	dBuV/m	dB	dBuV	dB/m	dB	dB	cm	deg	
1	10360.00	48.97	68.30	-19.33	46.15	39.44	14.15	50.77	--	--	Peak
2	15540.00	47.62	74.00	-26.38	40.38	41.82	16.85	51.43	--	--	Peak

Mode	11	
	Harmonic	
	U-NII-1_5.15-5.25_802.11be EHT20_CH44_Full_5220MHz	
ANT	CDD 9+15	
Pol.	Horizontal	Vertical
Peak Avg	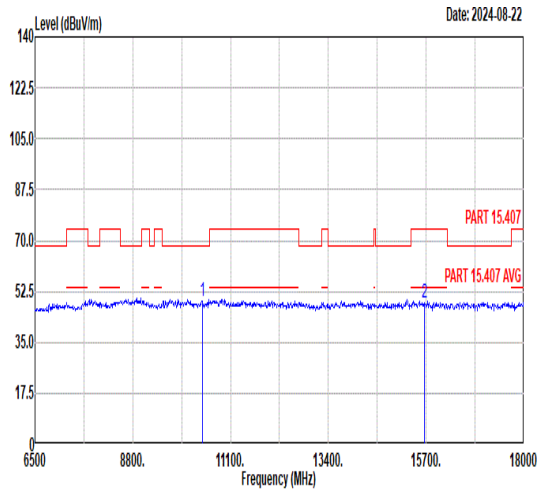	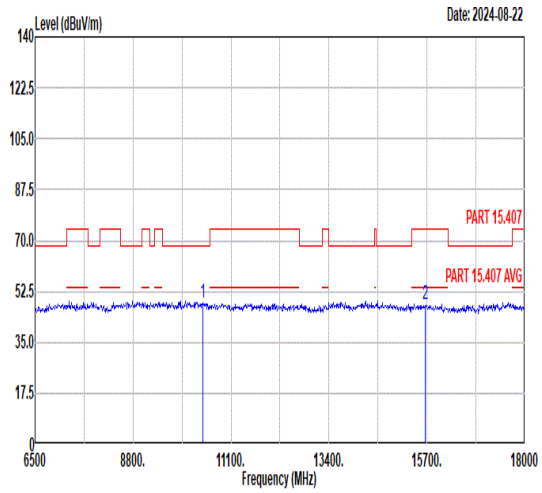

	Freq	Level	Limit Line	Margin	Read Level	Ant Factor	Cable Loss	Preamp Factor	APos	TPos	Remark
	MHz	dBuV/m	dBuV/m	dB	dBuV	dB/m	dB	dB	cm	deg	
1	10440.00	49.08	68.30	-19.22	46.19	39.48	14.20	50.79	--	--	Peak
2	15660.00	48.46	74.00	-25.54	41.15	41.90	16.94	51.53	--	--	Peak

	Freq	Level	Limit Line	Margin	Read Level	Ant Factor	Cable Loss	Preamp Factor	APos	TPos	Remark
	MHz	dBuV/m	dBuV/m	dB	dBuV	dB/m	dB	dB	cm	deg	
1	10440.00	48.47	68.30	-19.83	45.58	39.48	14.20	50.79	--	--	Peak
2	15660.00	48.16	74.00	-25.84	40.85	41.90	16.94	51.53	--	--	Peak

Mode	12	
	Band Edge - L	
	U-NII-1_5.15-5.25_802.11be EHT20_CH48_Full_5240MHz	
ANT	CDD 9+15	
Pol.	Horizontal	Fundamental

Peak

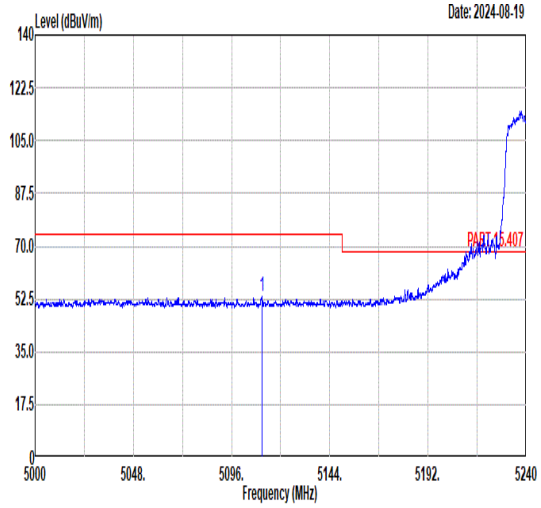

	Freq	Level	Limit Line	Margin (dB)	Read Level	Ant Factor	Cable Loss	Preamp Factor	APos	TPos	Remark
	MHz	dBuV/m	dBuV/m		dBuV	dB/m	dB	dB	cm	deg	
1	5110.76	53.20	74.00	-20.80	38.94	34.88	11.11	31.73	385	80	PEAK

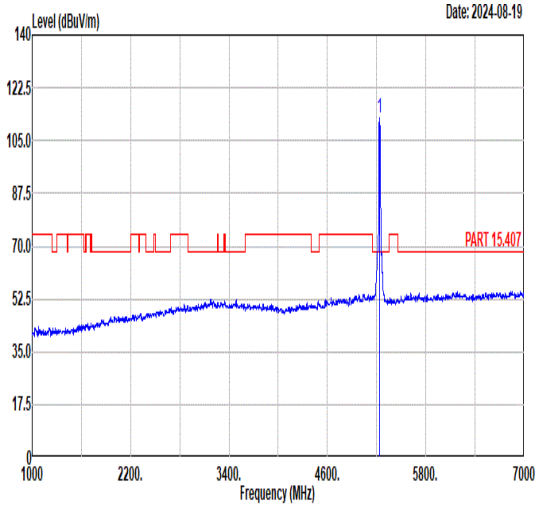

	Freq	Level	Limit Line	Margin (dB)	Read Level	Ant Factor	Cable Loss	Preamp Factor	APos	TPos	Remark
	MHz	dBuV/m	dBuV/m		dBuV	dB/m	dB	dB	cm	deg	
1	5240.00	112.32	------	------	98.32	34.85	11.03	31.88	385	80	PEAK

Avg

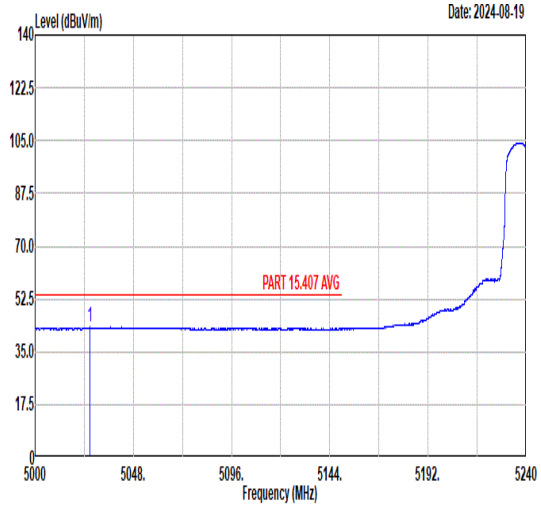

	Freq	Level	Limit Line	Margin (dB)	Read Level	Ant Factor	Cable Loss	Preamp Factor	APos	TPos	Remark
	MHz	dBuV/m	dBuV/m		dBuV	dB/m	dB	dB	cm	deg	
1	5026.76	43.16	54.00	-10.84	28.75	34.89	11.15	31.63	385	80	AVERAGE

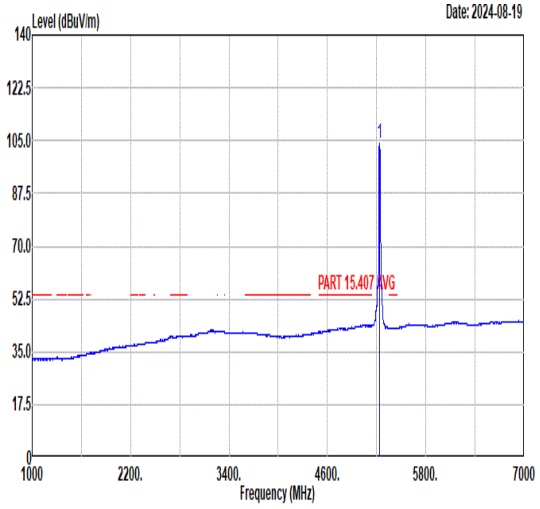

	Freq	Level	Limit Line	Margin (dB)	Read Level	Ant Factor	Cable Loss	Preamp Factor	APos	TPos	Remark
	MHz	dBuV/m	dBuV/m		dBuV	dB/m	dB	dB	cm	deg	
1	5240.00	104.00	------	------	90.00	34.85	11.03	31.88	385	80	AVERAGE

Mode	12	
	Band Edge - R	
	U-NII-1_5.15-5.25_802.11be EHT20_CH48_Full_5240MHz	
ANT	CDD 9+15	
Pol.	Horizontal	Fundamental
Peak	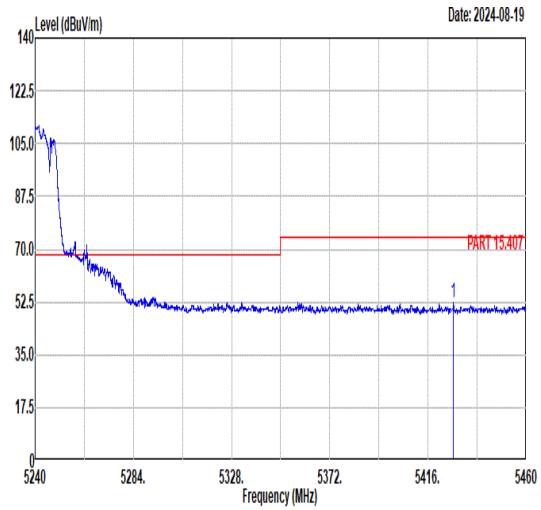 Freq Level Limit Line Margin (dB) Read Level Ant Factor Cable Loss Preamp Factor APos TPos Remark MHz dBuV/m dBuV/m dBuV dB/m dB dB cm deg 1 5427.35 52.53 74.00 -21.47 38.86 34.81 10.98 32.12 385 80 PEAK	Blank
Avg	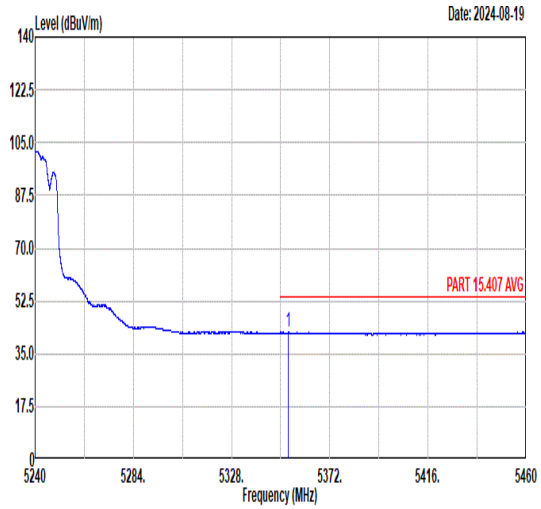 Freq Level Limit Line Margin (dB) Read Level Ant Factor Cable Loss Preamp Factor APos TPos Remark MHz dBuV/m dBuV/m dBuV dB/m dB dB cm deg 1 5353.43 42.19 54.00 -11.81 28.45 34.83 10.94 32.03 385 80 AVERAGE	Blank

Mode	12	
	Band Edge - L	
	U-NII-1_5.15-5.25_802.11be EHT20_CH48_Full_5240MHz	
ANT	CDD 9+15	
Pol.	Vertical	Fundamental
Peak	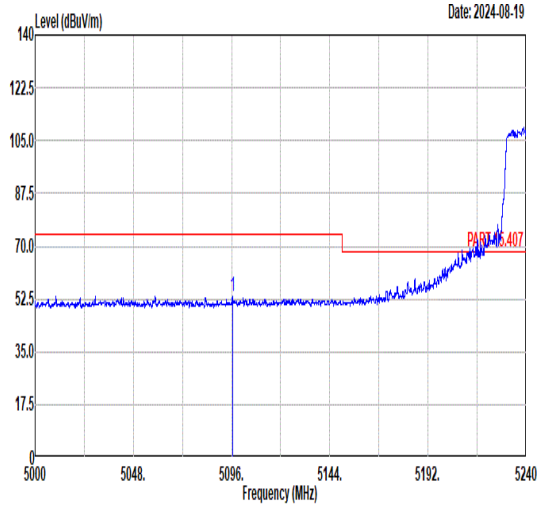	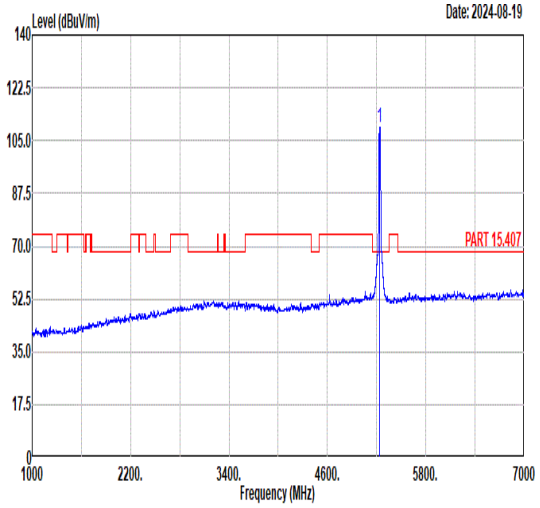
Avg	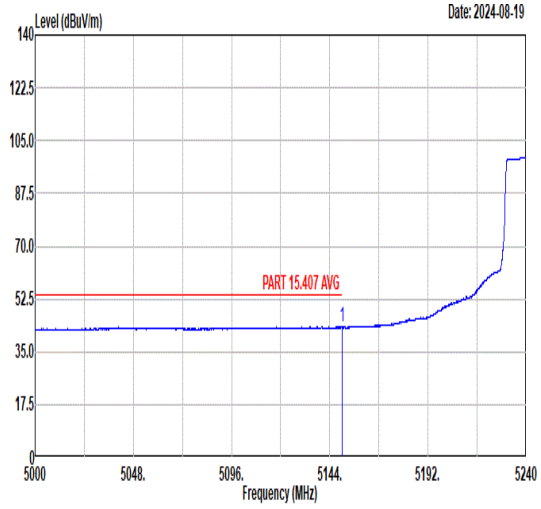	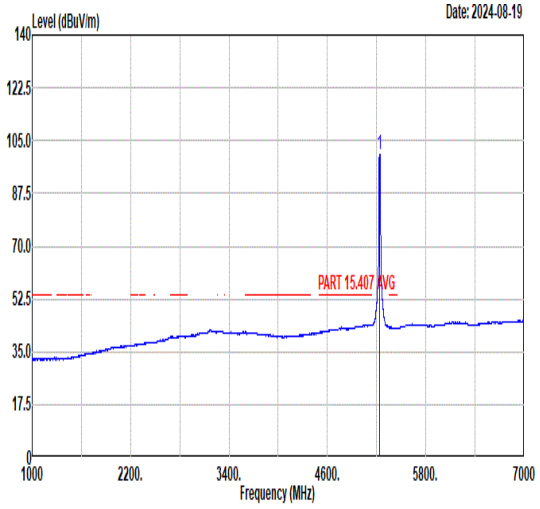

	Freq	Level	Limit Line	Margin (dB)	Read Level	Ant Factor	Cable Loss	Preamp Factor	APos	TPos	Remark
	MHz	dBuV/m	dBuV/m		dBuV	dB/m	dB	dB	cm	deg	
1	5096.38	53.49	74.00	-20.51	39.21	34.88	11.12	31.72	225	358	PEAK

	Freq	Level	Limit Line	Margin (dB)	Read Level	Ant Factor	Cable Loss	Preamp Factor	APos	TPos	Remark
	MHz	dBuV/m	dBuV/m		dBuV	dB/m	dB	dB	cm	deg	
1	5240.00	109.26	------	------	95.27	34.85	11.03	31.89	225	358	PEAK

	Freq	Level	Limit Line	Margin (dB)	Read Level	Ant Factor	Cable Loss	Preamp Factor	APos	TPos	Remark
	MHz	dBuV/m	dBuV/m		dBuV	dB/m	dB	dB	cm	deg	
1	5149.88	43.29	54.00	-10.71	29.11	34.87	11.09	31.78	225	358	AVERAGE

	Freq	Level	Limit Line	Margin (dB)	Read Level	Ant Factor	Cable Loss	Preamp Factor	APos	TPos	Remark
	MHz	dBuV/m	dBuV/m		dBuV	dB/m	dB	dB	cm	deg	
1	5240.00	100.37	------	------	86.38	34.85	11.03	31.89	225	358	AVERAGE

Mode	12	
	Band Edge - R	
	U-NII-1_5.15-5.25_802.11be EHT20_CH48_Full_5240MHz	
ANT	CDD 9+15	
Pol.	Vertical	Fundamental
Peak	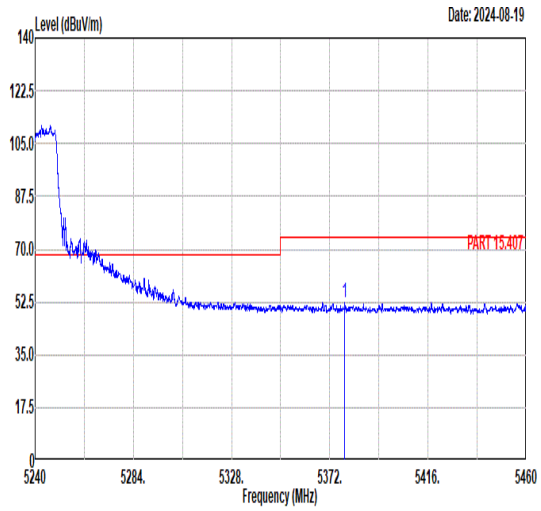	Blank
Avg	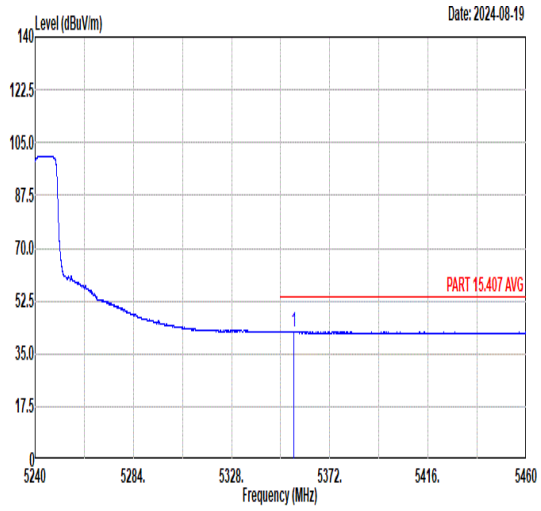	Blank

	Freq	Level	Limit Line	Margin	Read Level	Ant Factor	Cable Loss	Preamp Factor	APos	TPos	Remark
	MHz	dBuV/m	dBuV/m	(dB)	dBuV	dB/m	dB	dB	cm	deg	
1	5378.71	52.38	74.00	-21.62	38.70	34.82	10.92	32.06	225	358	PEAK

	Freq	Level	Limit Line	Margin	Read Level	Ant Factor	Cable Loss	Preamp Factor	APos	TPos	Remark
	MHz	dBuV/m	dBuV/m	(dB)	dBuV	dB/m	dB	dB	cm	deg	
1	5355.85	42.36	54.00	-11.64	28.63	34.83	10.94	32.04	225	358	AVERAGE

Mode	12	
	Harmonic	
	U-NII-1_5.15-5.25_802.11be EHT20_CH48_Full_5240MHz	
ANT	CDD 9+15	
Pol.	Horizontal	Vertical
Peak Avg	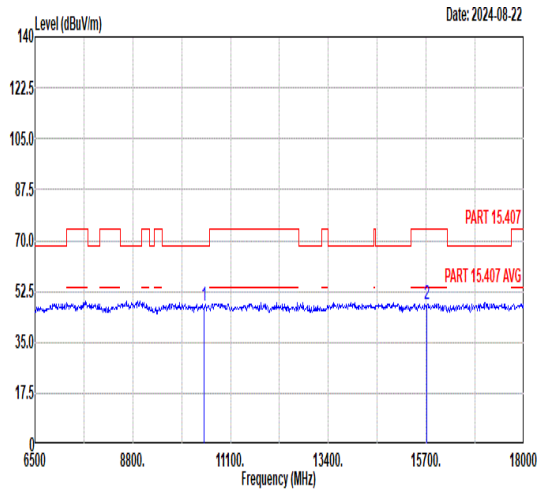 Freq Level Limit Line Margin Read Level Ant Factor Cable Loss Preamp Factor APos TPos Remark MHz dBuV/m dBuV/m dB dBuV dB/m dB dB cm deg 1 10480.00 47.40 68.30 -20.90 44.48 39.49 14.23 50.80 -- -- Peak 2 15720.00 48.09 74.00 -25.91 40.75 41.93 16.99 51.58 -- -- Peak	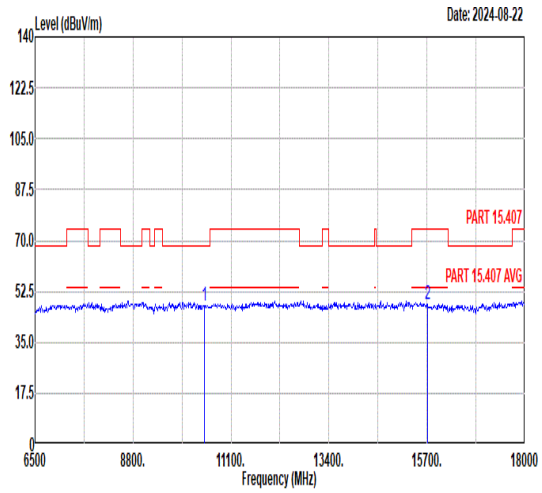 Freq Level Limit Line Margin Read Level Ant Factor Cable Loss Preamp Factor APos TPos Remark MHz dBuV/m dBuV/m dB dBuV dB/m dB dB cm deg 1 10480.00 47.30 68.30 -21.00 44.38 39.49 14.23 50.80 -- -- Peak 2 15720.00 48.22 74.00 -25.78 40.88 41.93 16.99 51.58 -- -- Peak

Mode	13	
	Band Edge - L	
	U-NII-2A_5.25-5.35_802.11be EHT20_CH52_Full_5260MHz	
ANT	CDD 9+15	
Pol.	Horizontal	Fundamental
Peak	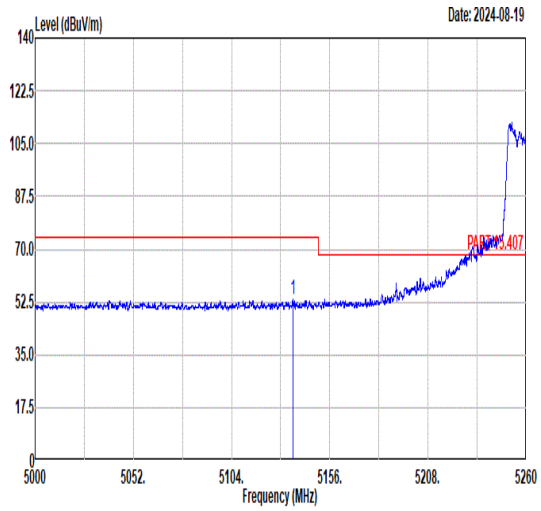	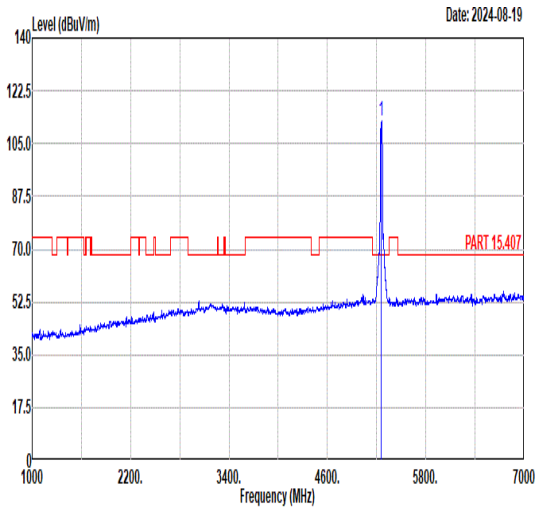
Avg	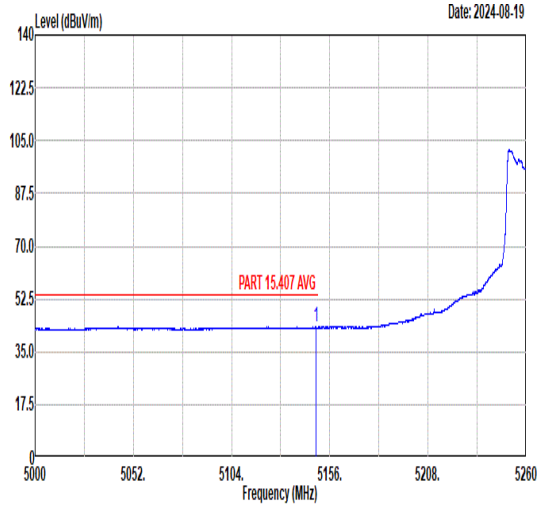	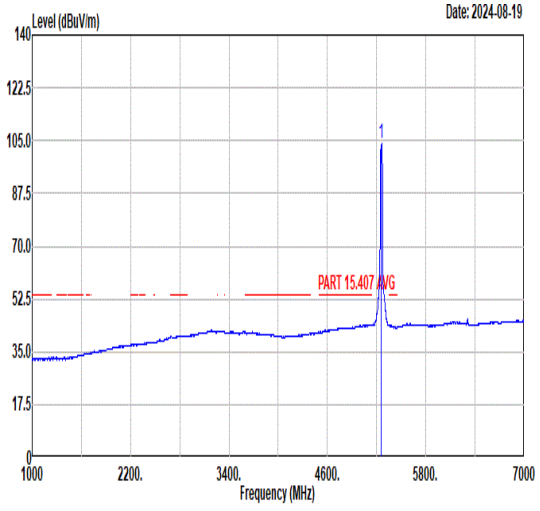

	Freq	Level	Limit Line	Margin	Read Level	Ant Factor	Cable Loss	Preamp Factor	APos	TPos	Remark
	MHz	dBuV/m	dBuV/m	(dB)	dBuV	dB/m	dB	dB	cm	deg	
1	5136.40	53.13	74.00	-20.87	38.93	34.87	11.09	31.76	324	305	PEAK

	Freq	Level	Limit Line	Margin	Read Level	Ant Factor	Cable Loss	Preamp Factor	APos	TPos	Remark
	MHz	dBuV/m	dBuV/m	(dB)	dBuV	dB/m	dB	dB	cm	deg	
1	5260.00	112.74	------	------	98.80	34.85	11.01	31.92	324	305	PEAK

	Freq	Level	Limit Line	Margin	Read Level	Ant Factor	Cable Loss	Preamp Factor	APos	TPos	Remark
	MHz	dBuV/m	dBuV/m	(dB)	dBuV	dB/m	dB	dB	cm	deg	
1	5148.59	43.16	54.00	-10.84	28.98	34.87	11.09	31.78	324	305	AVERAGE

	Freq	Level	Limit Line	Margin	Read Level	Ant Factor	Cable Loss	Preamp Factor	APos	TPos	Remark
	MHz	dBuV/m	dBuV/m	(dB)	dBuV	dB/m	dB	dB	cm	deg	
1	5260.00	104.09	------	------	90.15	34.85	11.01	31.92	324	305	AVERAGE

Mode	13	
	Band Edge - R	
	U-NII-2A_5.25-5.35_802.11be EHT20_CH52_Full_5260MHz	
ANT	CDD 9+15	
Pol.	Horizontal	Fundamental
Peak	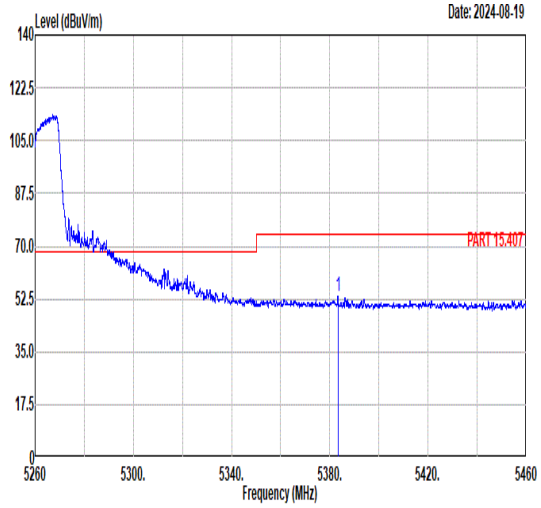 Freq Level Limit Line Margin (dB) Read Level Ant Factor Cable Loss Preamp Factor APos TPos Remark MHz dBuV/m dBuV/m dBuV dB/m dB dB cm deg 1 5383.30 53.34 74.00 -20.66 39.67 34.82 10.92 32.07 324 305 PEAK	Blank
Avg	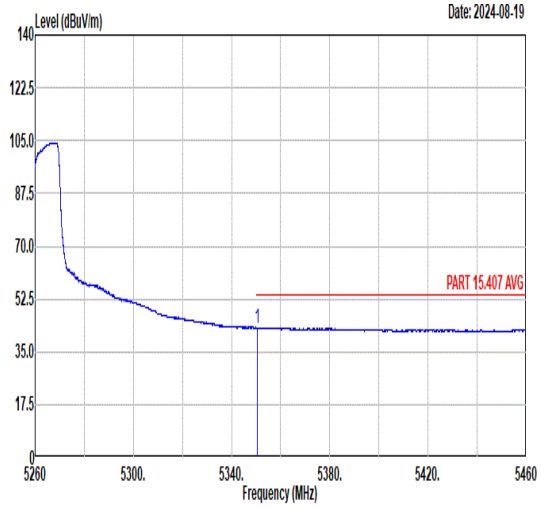 Freq Level Limit Line Margin (dB) Read Level Ant Factor Cable Loss Preamp Factor APos TPos Remark MHz dBuV/m dBuV/m dBuV dB/m dB dB cm deg 1 5350.52 43.03 54.00 -10.97 29.29 34.83 10.94 32.03 324 305 AVERAGE	Blank

Mode	13	
	Band Edge - L	
	U-NII-2A_5.25-5.35_802.11be EHT20_CH52_Full_5260MHz	
ANT	CDD 9+15	
Pol.	Vertical	Fundamental

Peak

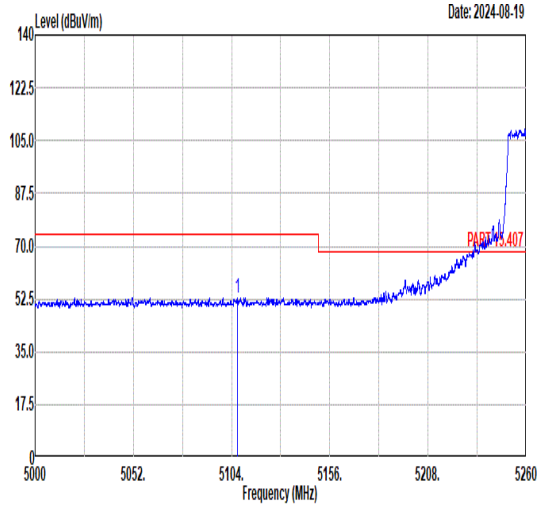

	Freq	Level	Limit Line	Margin	Read Level	Ant Factor	Cable Loss	Preamp Factor	APos	TPos	Remark
	MHz	dBuV/m	dBuV/m	(dB)	dBuV	dB/m	dB	dB	cm	deg	
1	5107.02	53.09	74.00	-20.91	38.83	34.88	11.11	31.73	272	360	PEAK

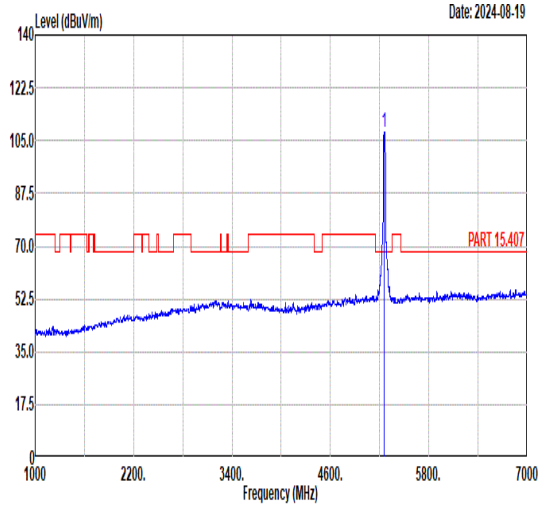

	Freq	Level	Limit Line	Margin	Read Level	Ant Factor	Cable Loss	Preamp Factor	APos	TPos	Remark
	MHz	dBuV/m	dBuV/m	(dB)	dBuV	dB/m	dB	dB	cm	deg	
1	5260.00	107.77	------	------	93.81	34.85	11.02	31.91	272	360	PEAK

Avg

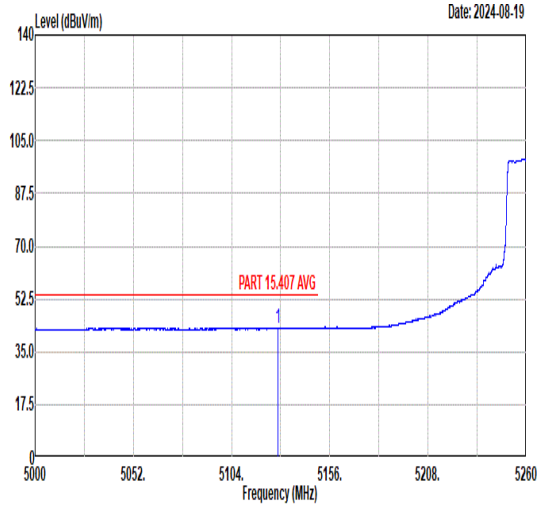

	Freq	Level	Limit Line	Margin	Read Level	Ant Factor	Cable Loss	Preamp Factor	APos	TPos	Remark
	MHz	dBuV/m	dBuV/m	(dB)	dBuV	dB/m	dB	dB	cm	deg	
1	5128.60	42.96	54.00	-11.04	28.74	34.87	11.10	31.75	272	360	AVERAGE

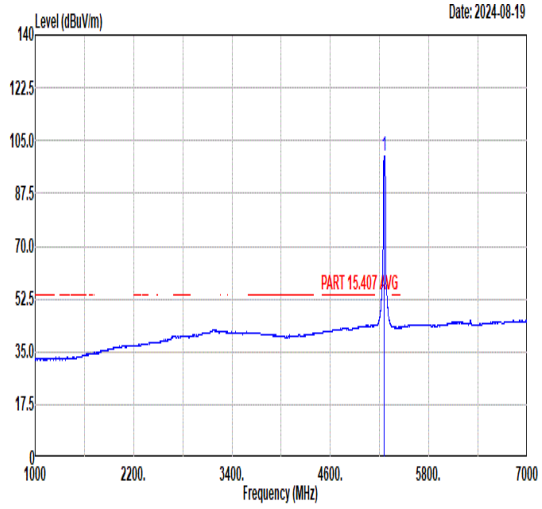

	Freq	Level	Limit Line	Margin	Read Level	Ant Factor	Cable Loss	Preamp Factor	APos	TPos	Remark
	MHz	dBuV/m	dBuV/m	(dB)	dBuV	dB/m	dB	dB	cm	deg	
1	5260.00	99.76	------	------	85.82	34.85	11.01	31.92	272	360	AVERAGE

Mode	13	
	Band Edge - R	
	U-NII-2A_5.25-5.35_802.11be EHT20_CH52_Full_5260MHz	
ANT	CDD 9+15	
Pol.	Vertical	Fundamental
Peak	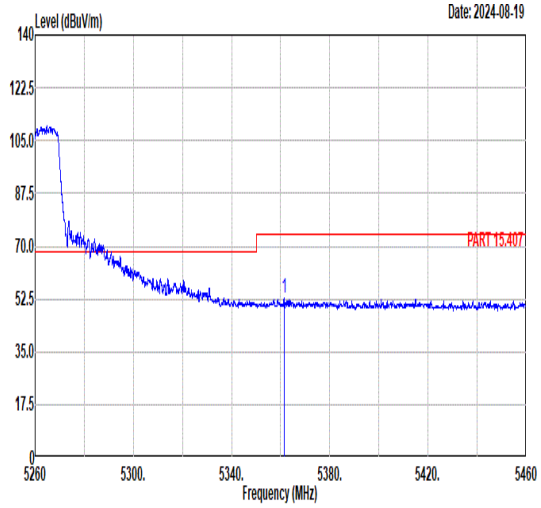 Freq Level Limit Line Margin (dB) Read Level Ant Factor Cable Loss Preamp Factor APos TPos Remark MHz dBuV/m dBuV/m dBuV dB/m dB dB cm deg 1 5361.50 52.65 74.00 -21.35 38.92 34.83 10.94 32.04 272 360 PEAK	Blank
Avg	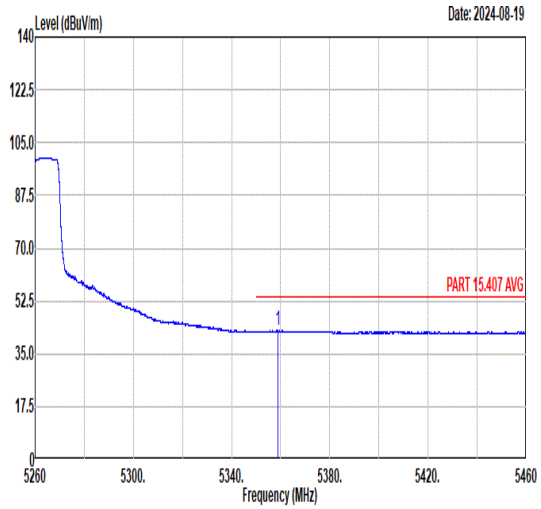 Freq Level Limit Line Margin (dB) Read Level Ant Factor Cable Loss Preamp Factor APos TPos Remark MHz dBuV/m dBuV/m dBuV dB/m dB dB cm deg 1 5358.92 42.69 54.00 -11.31 28.96 34.83 10.94 32.04 272 360 AVERAGE	Blank

Mode	13	
	Harmonic	
	U-NII-2A_5.25-5.35_802.11be EHT20_CH52_Full_5260MHz	
ANT	CDD 9+15	
Pol.	Horizontal	Vertical
Peak Avg	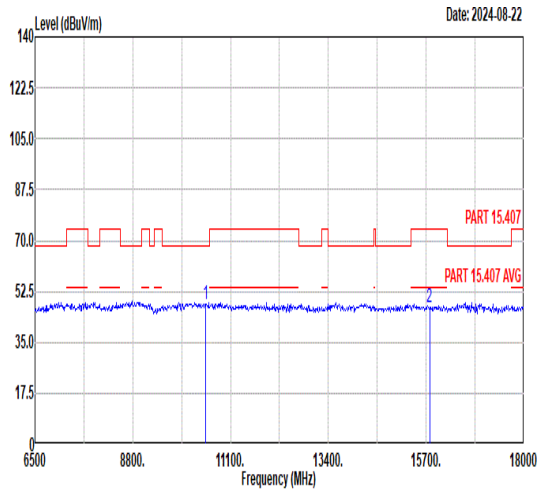	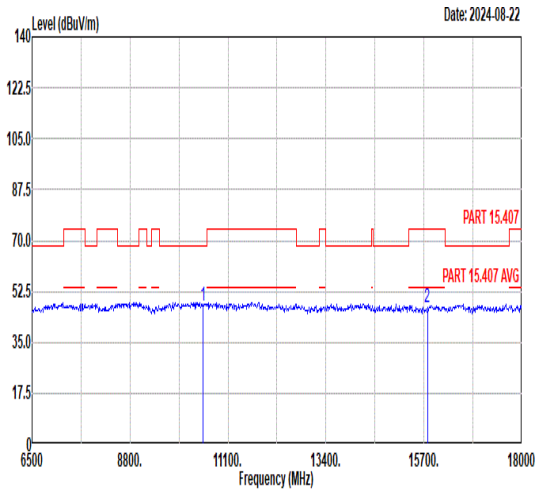

	Freq	Level	Limit Line	Margin	Read Level	Ant Factor	Cable Loss	Preamp Factor	APos	TPos	Remark
	MHz	dBuV/m	dBuV/m	dB	dBuV	dB/m	dB	dB	cm	deg	
1	10520.00	48.22	68.30	-20.08	45.27	39.50	14.25	50.80	--	--	Peak
2	15780.00	47.04	74.00	-26.96	39.66	41.97	17.04	51.63	--	--	Peak

	Freq	Level	Limit Line	Margin	Read Level	Ant Factor	Cable Loss	Preamp Factor	APos	TPos	Remark
	MHz	dBuV/m	dBuV/m	dB	dBuV	dB/m	dB	dB	cm	deg	
1	10520.00	47.56	68.30	-20.74	44.61	39.50	14.25	50.80	--	--	Peak
2	15780.00	47.28	74.00	-26.72	39.90	41.97	17.04	51.63	--	--	Peak

Mode	14	
	Harmonic	
	U-NII-2A_5.25-5.35_802.11be EHT20_CH60_Full_5300MHz	
ANT	CDD 9+15	
Pol.	Horizontal	Vertical
Peak Avg	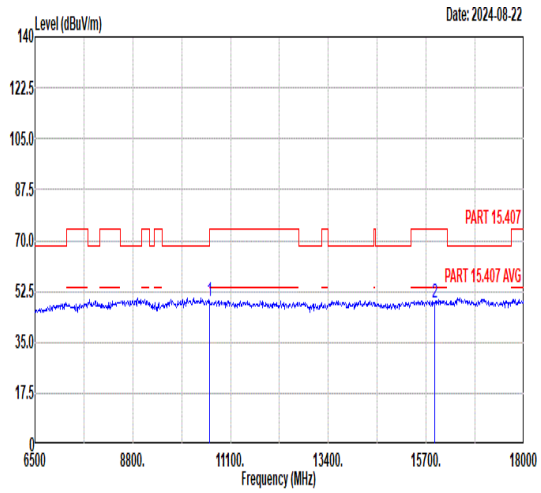 Freq Level Limit Line Margin Read Level Ant Factor Cable Loss Preamp Factor APos TPos Remark MHz dBuV/m dBuV/m dB dBuV dB/m dB dB cm deg 1 10600.00 48.95 74.00 -25.05 45.97 39.48 14.30 50.80 -- -- Peak 2 15900.00 48.58 74.00 -25.42 41.12 42.04 17.14 51.72 -- -- Peak	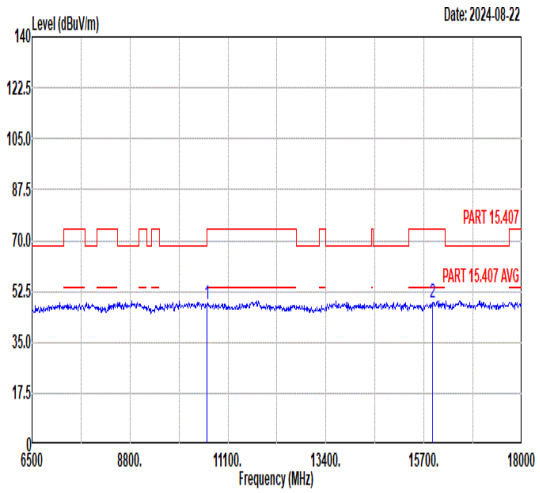 Freq Level Limit Line Margin Read Level Ant Factor Cable Loss Preamp Factor APos TPos Remark MHz dBuV/m dBuV/m dB dBuV dB/m dB dB cm deg 1 10600.00 47.92 74.00 -26.08 44.94 39.48 14.30 50.80 -- -- Peak 2 15900.00 48.71 74.00 -25.29 41.25 42.04 17.14 51.72 -- -- Peak

Mode	15	
	Band Edge	
	U-NII-2A_5.25-5.35_802.11be EHT20_CH64_Full_5320MHz	
ANT	CDD 9+15	
Pol.	Horizontal	Fundamental

Peak

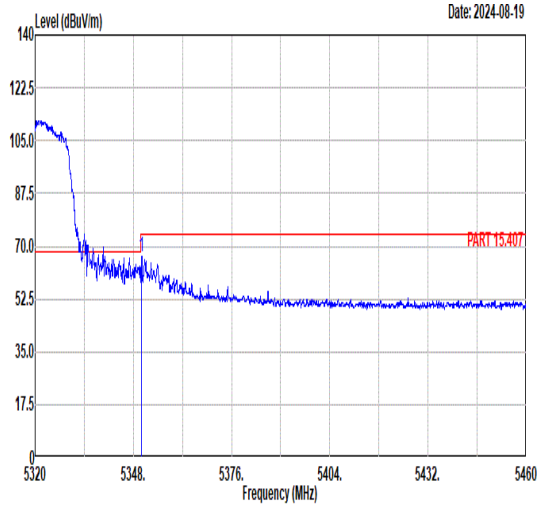

	Freq	Level	Limit Line	Margin	Read Level	Ant Factor	Cable Loss	Preamp Factor	APos	TPos	Remark
	MHz	dBuV/m	dBuV/m	(dB)	dBuV	dB/m	dB	dB	cm	deg	
1	5350.31	66.47	74.00	-7.53	52.73	34.83	10.94	32.03	146	310	PEAK

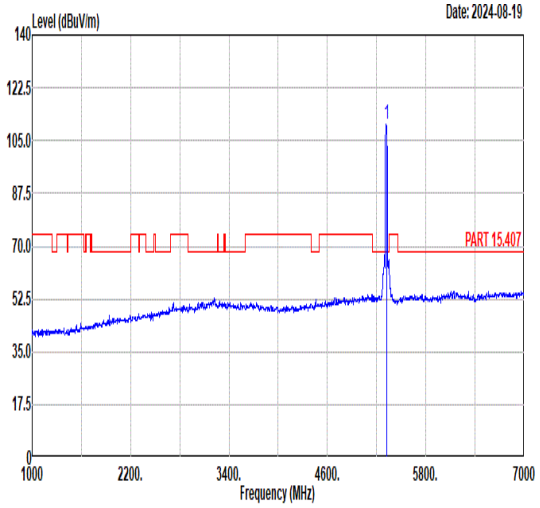

	Freq	Level	Limit Line	Margin	Read Level	Ant Factor	Cable Loss	Preamp Factor	APos	TPos	Remark
	MHz	dBuV/m	dBuV/m	(dB)	dBuV	dB/m	dB	dB	cm	deg	
1	5320.00	110.49	------	------	96.66	34.84	10.97	31.98	146	310	PEAK

Avg

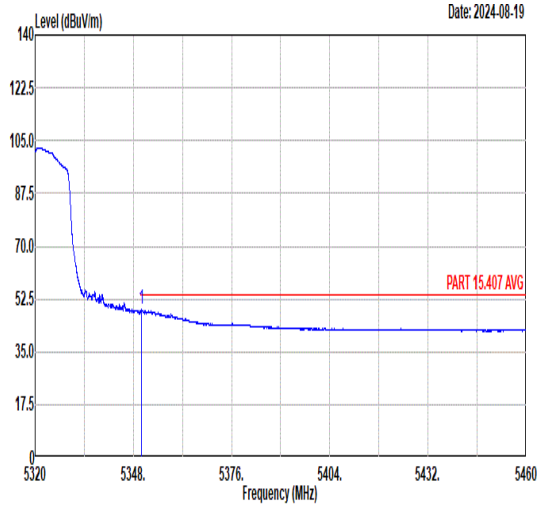

	Freq	Level	Limit Line	Margin	Read Level	Ant Factor	Cable Loss	Preamp Factor	APos	TPos	Remark
	MHz	dBuV/m	dBuV/m	(dB)	dBuV	dB/m	dB	dB	cm	deg	
1	5350.31	49.24	54.00	-4.76	35.50	34.83	10.94	32.03	146	310	AVERAGE

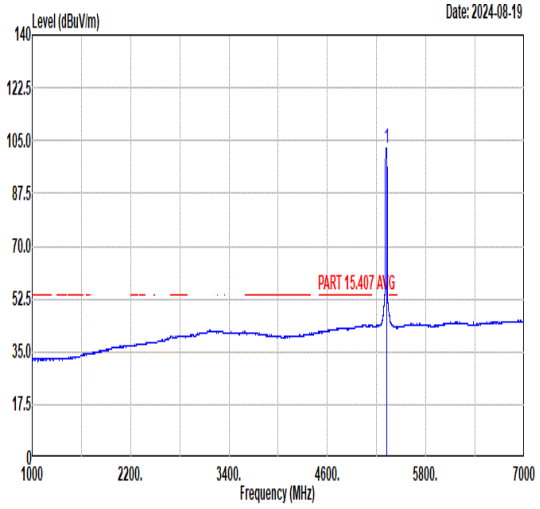

	Freq	Level	Limit Line	Margin	Read Level	Ant Factor	Cable Loss	Preamp Factor	APos	TPos	Remark
	MHz	dBuV/m	dBuV/m	(dB)	dBuV	dB/m	dB	dB	cm	deg	
1	5320.00	102.52	------	------	88.70	34.84	10.97	31.99	146	310	AVERAGE

Mode	15
	Band Edge
	U-NII-2A_5.25-5.35_802.11be EHT20_CH64_Full_5320MHz
ANT	CDD 9+15

Pol.	Vertical	Fundamental

Peak

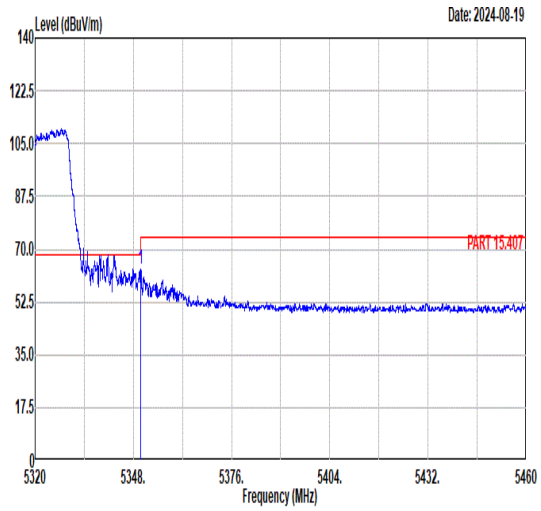

	Freq	Level	Limit Line	Margin	Read Level	Ant Factor	Cable Loss	Preamp Factor	APos	TPos	Remark
	MHz	dBuV/m	dBuV/m	(dB)	dBuV	dB/m	dB	dB	cm	deg	
1	5350.17	63.43	74.00	-10.57	49.69	34.83	10.94	32.03	292	355	PEAK

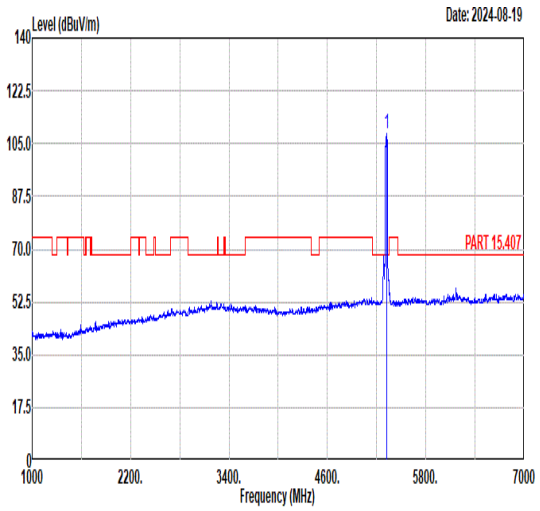

	Freq	Level	Limit Line	Margin	Read Level	Ant Factor	Cable Loss	Preamp Factor	APos	TPos	Remark
	MHz	dBuV/m	dBuV/m	(dB)	dBuV	dB/m	dB	dB	cm	deg	
1	5320.00	108.37	------	------	94.57	34.84	10.96	32.00	292	355	PEAK

Avg

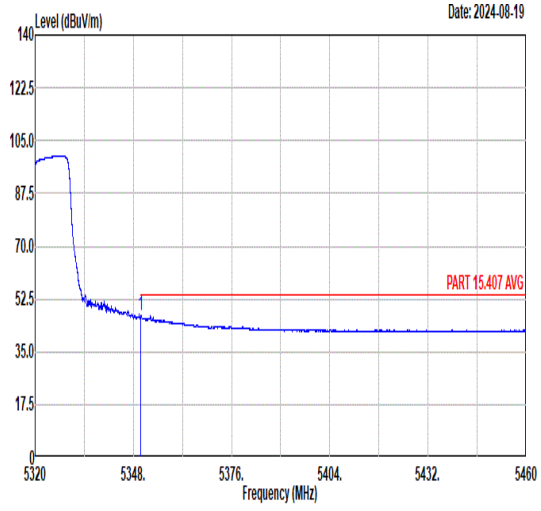

	Freq	Level	Limit Line	Margin	Read Level	Ant Factor	Cable Loss	Preamp Factor	APos	TPos	Remark
	MHz	dBuV/m	dBuV/m	(dB)	dBuV	dB/m	dB	dB	cm	deg	
1	5350.17	47.12	54.00	-6.88	33.38	34.83	10.94	32.03	292	355	AVERAGE

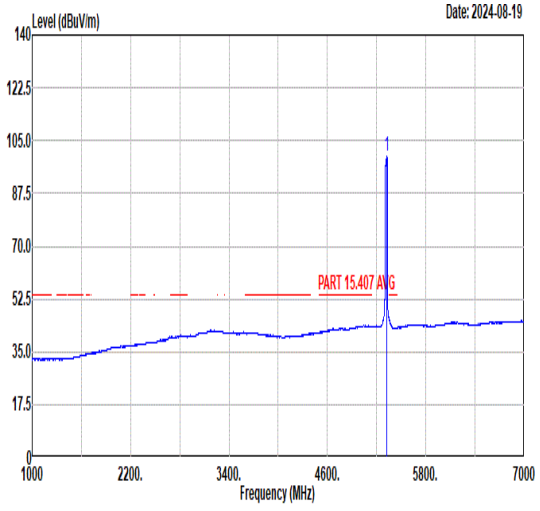

	Freq	Level	Limit Line	Margin	Read Level	Ant Factor	Cable Loss	Preamp Factor	APos	TPos	Remark
	MHz	dBuV/m	dBuV/m	(dB)	dBuV	dB/m	dB	dB	cm	deg	
1	5320.00	99.68	------	------	85.88	34.84	10.96	32.00	292	355	AVERAGE

Mode	15
	Harmonic
	U-NII-2A_5.25-5.35_802.11be EHT20_CH64_Full_5320MHz
ANT	CDD 9+15

Pol.	Horizontal	Vertical
Peak Avg	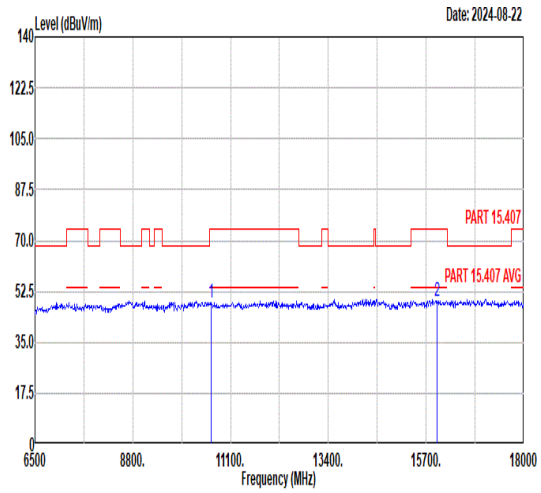	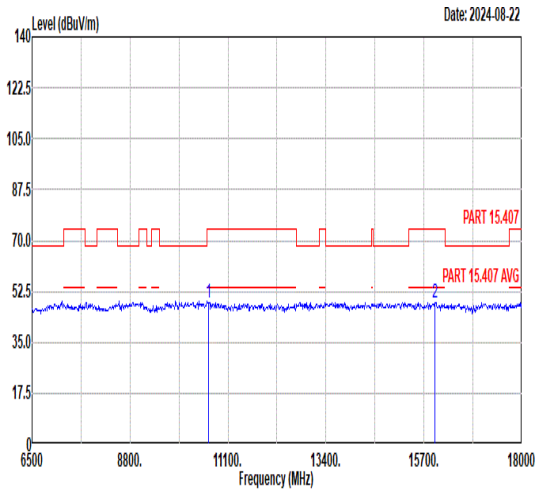

	Freq	Level	Limit Line	Margin	Read Level	Ant Factor	Cable Loss	Preamp Factor	APos	TPos	Remark
	MHz	dBuV/m	dBuV/m	dB	dBuV	dB/m	dB	dB	cm	deg	
1	10640.00	48.55	74.00	-25.45	45.56	39.47	14.32	50.80	--	--	Peak
2	15960.00	49.33	74.00	-24.67	41.83	42.08	17.19	51.77	--	--	Peak

	Freq	Level	Limit Line	Margin	Read Level	Ant Factor	Cable Loss	Preamp Factor	APos	TPos	Remark
	MHz	dBuV/m	dBuV/m	dB	dBuV	dB/m	dB	dB	cm	deg	
1	10640.00	48.63	74.00	-25.37	45.64	39.47	14.32	50.80	--	--	Peak
2	15960.00	48.51	74.00	-25.49	41.01	42.08	17.19	51.77	--	--	Peak

Mode	16	
	Band Edge	
	U-NII-2C_5.47-5.725_802.11be EHT20_CH100_Full_5500MHz	
ANT	CDD 9+15	
Pol.	Horizontal	Fundamental

Peak

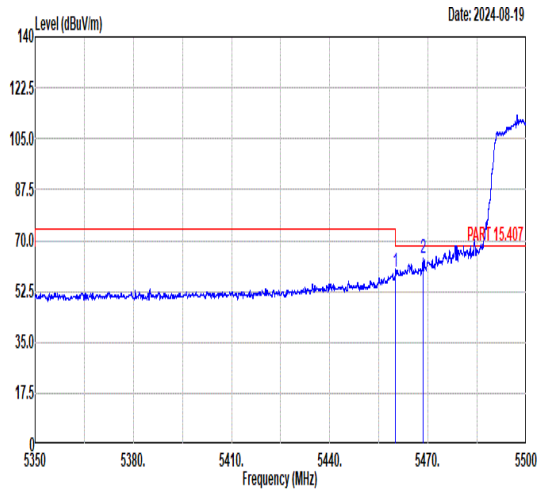

	Freq	Level	Limit Line	Margin	Read Level	Ant Factor	Cable Loss	Preamp Factor	APos	TPos	Remark
	MHz	dBuV/m	dBuV/m	(dB)	dBuV	dB/m	dB	dB	cm	deg	
1	5460.00	59.25	74.00	-14.75	45.49	34.81	11.12	32.17	188	323	PEAK
2	5468.43	63.78	68.30	-4.52	49.99	34.81	11.16	32.18	188	323	PEAK

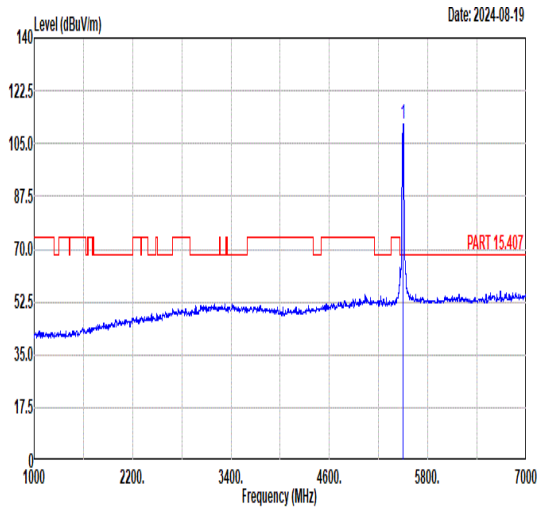

	Freq	Level	Limit Line	Margin	Read Level	Ant Factor	Cable Loss	Preamp Factor	APos	TPos	Remark
	MHz	dBuV/m	dBuV/m	(dB)	dBuV	dB/m	dB	dB	cm	deg	
1	5500.00	111.41	------	------	97.51	34.81	11.30	32.21	188	323	PEAK

Avg

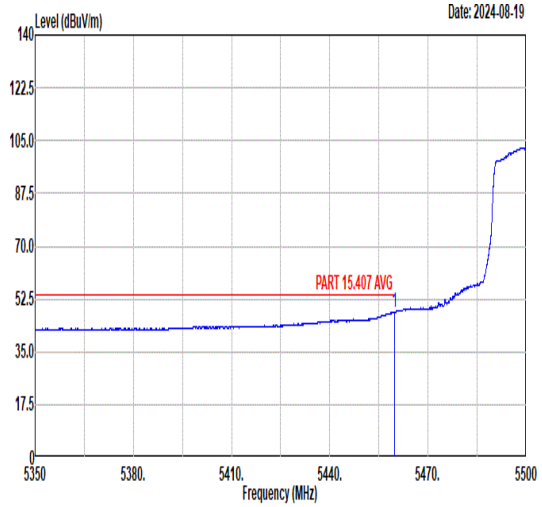

	Freq	Level	Limit Line	Margin	Read Level	Ant Factor	Cable Loss	Preamp Factor	APos	TPos	Remark
	MHz	dBuV/m	dBuV/m	(dB)	dBuV	dB/m	dB	dB	cm	deg	
1	5459.88	48.27	54.00	-5.73	34.51	34.81	11.12	32.17	188	323	AVERAGE

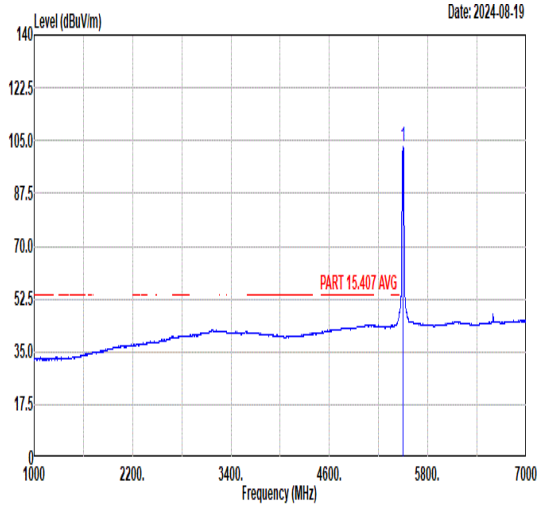

	Freq	Level	Limit Line	Margin	Read Level	Ant Factor	Cable Loss	Preamp Factor	APos	TPos	Remark
	MHz	dBuV/m	dBuV/m	(dB)	dBuV	dB/m	dB	dB	cm	deg	
1	5500.00	102.92	------	------	89.06	34.80	11.27	32.21	188	323	AVERAGE

Mode	16	
	Band Edge	
	U-NII-2C_5.47-5.725_802.11be EHT20_CH100_Full_5500MHz	
ANT	CDD 9+15	
Pol.	Vertical	Fundamental

Peak

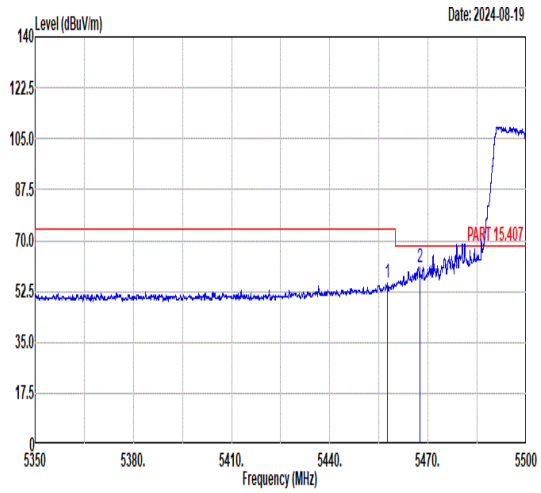

	Freq	Level	Limit Line	Margin	Read Level	Ant Factor	Cable Loss	Preamp Factor	APos	TPos	Remark
	MHz	dBuV/m	dBuV/m	(dB)	dBuV	dB/m	dB	dB	cm	deg	
1	5457.63	55.27	74.00	-18.73	41.51	34.81	11.11	32.16	318	360	PEAK
2	5467.54	60.89	68.30	-7.41	47.10	34.81	11.15	32.17	318	360	PEAK

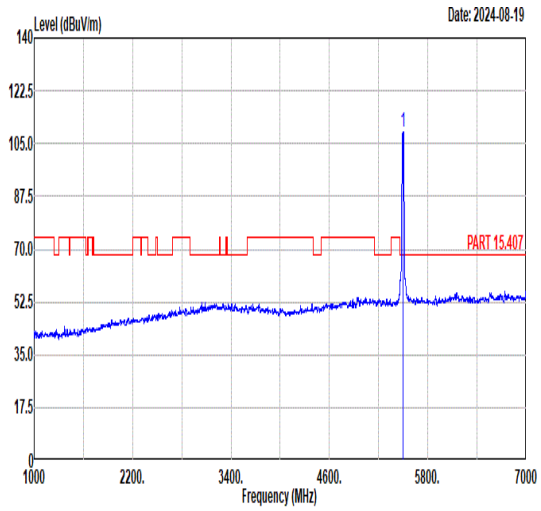

	Freq	Level	Limit Line	Margin	Read Level	Ant Factor	Cable Loss	Preamp Factor	APos	TPos	Remark
	MHz	dBuV/m	dBuV/m	(dB)	dBuV	dB/m	dB	dB	cm	deg	
1	5500.00	108.87	------	------	94.97	34.81	11.30	32.21	318	360	PEAK

Avg

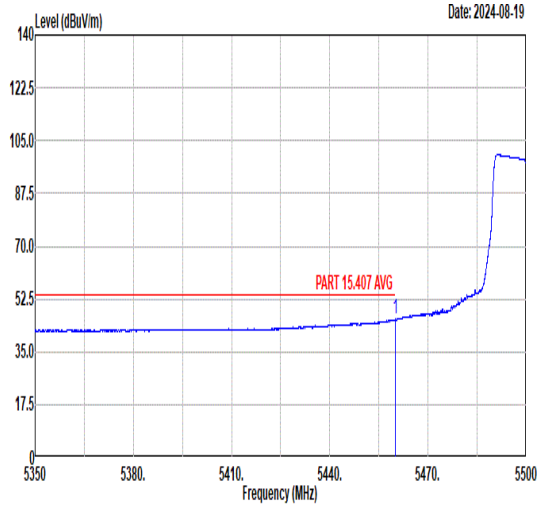

	Freq	Level	Limit Line	Margin	Read Level	Ant Factor	Cable Loss	Preamp Factor	APos	TPos	Remark
	MHz	dBuV/m	dBuV/m	(dB)	dBuV	dB/m	dB	dB	cm	deg	
1	5460.00	45.73	54.00	-8.27	31.97	34.81	11.12	32.17	318	360	AVERAGE

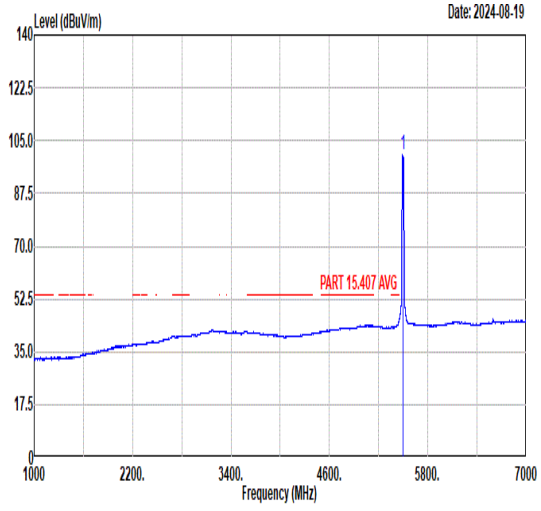

	Freq	Level	Limit Line	Margin	Read Level	Ant Factor	Cable Loss	Preamp Factor	APos	TPos	Remark
	MHz	dBuV/m	dBuV/m	(dB)	dBuV	dB/m	dB	dB	cm	deg	
1	5500.00	100.15	------	------	86.30	34.80	11.25	32.20	318	360	AVERAGE

Mode	16	
	Harmonic	
	U-NII-2C_5.47-5.725_802.11be EHT20_CH100_Full_5500MHz	
ANT	CDD 9+15	
Pol.	Horizontal	Vertical
Peak Avg	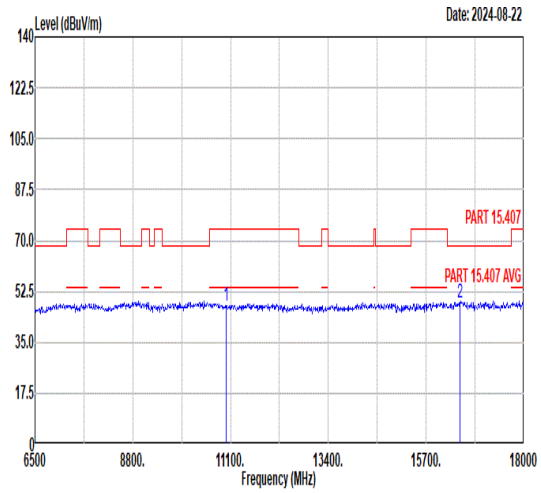 Freq Level Limit Line Margin Read Level Ant Factor Cable Loss Preamp Factor APos TPos Remark MHz dBuV/m dBuV/m dB dBuV dB/m dB dB cm deg 1 11000.00 47.63 74.00 -26.37 44.49 39.40 14.54 50.80 -- -- Peak 2 16500.00 48.83 68.30 -19.47 40.87 42.40 17.36 51.80 -- -- Peak	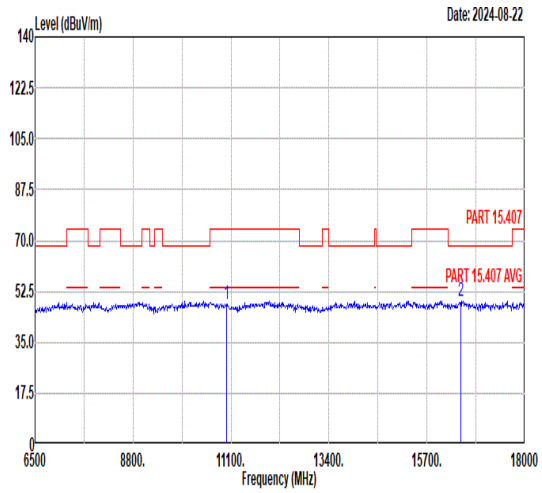 Freq Level Limit Line Margin Read Level Ant Factor Cable Loss Preamp Factor APos TPos Remark MHz dBuV/m dBuV/m dB dBuV dB/m dB dB cm deg 1 11000.00 47.97 74.00 -26.03 44.83 39.40 14.54 50.80 -- -- Peak 2 16500.00 48.92 68.30 -19.38 40.96 42.40 17.36 51.80 -- -- Peak

Mode	17	
	Harmonic	
	U-NII-2C_5.47-5.725_802.11be EHT20_CH116_Full_5580MHz	
ANT	CDD 9+15	
Pol.	Horizontal	Vertical
Peak Avg	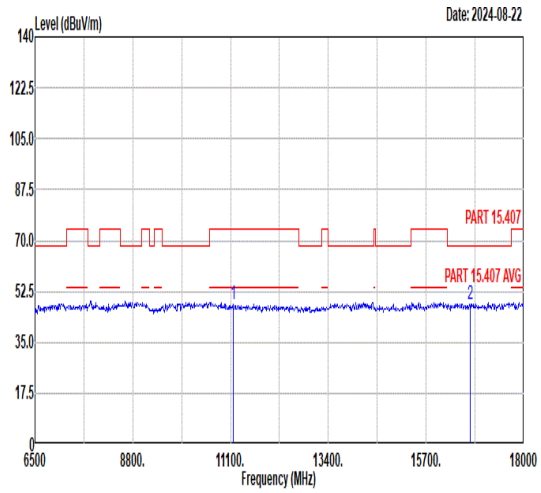	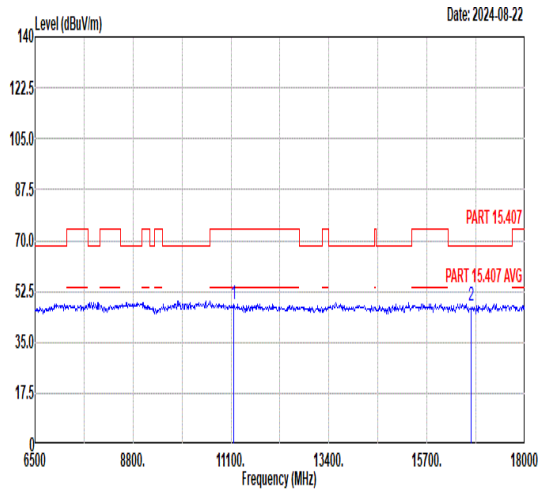

	Freq	Level	Limit Line	Margin	Read Level	Ant Factor	Cable Loss	Preamp Factor	APos	TPos	Remark
	MHz	dBuV/m	dBuV/m	dB	dBuV	dB/m	dB	dB	cm	deg	
1	11160.00	47.86	74.00	-26.14	44.46	39.53	14.64	50.77	--	--	Peak
2	16740.00	47.82	68.30	-20.48	39.69	42.45	17.43	51.75	--	--	Peak

	Freq	Level	Limit Line	Margin	Read Level	Ant Factor	Cable Loss	Preamp Factor	APos	TPos	Remark
	MHz	dBuV/m	dBuV/m	dB	dBuV	dB/m	dB	dB	cm	deg	
1	11160.00	48.11	74.00	-25.89	44.71	39.53	14.64	50.77	--	--	Peak
2	16740.00	47.30	68.30	-21.00	39.17	42.45	17.43	51.75	--	--	Peak

Mode	18	
	Band Edge	
	U-NII-2C_5.47-5.725_802.11be EHT20_CH140_Full_5700MHz	
ANT	CDD 9+15	
Pol.	Horizontal	Fundamental
Peak	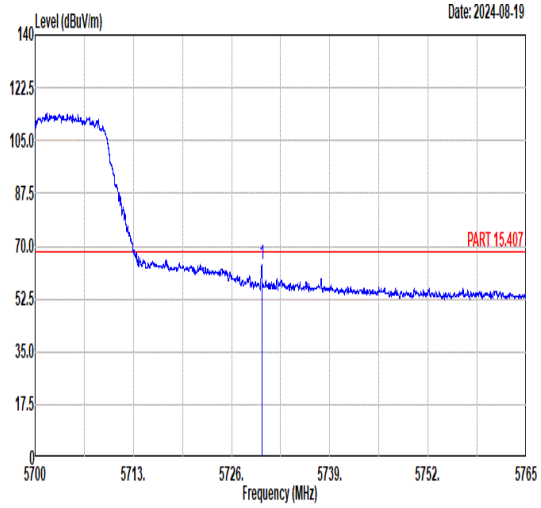	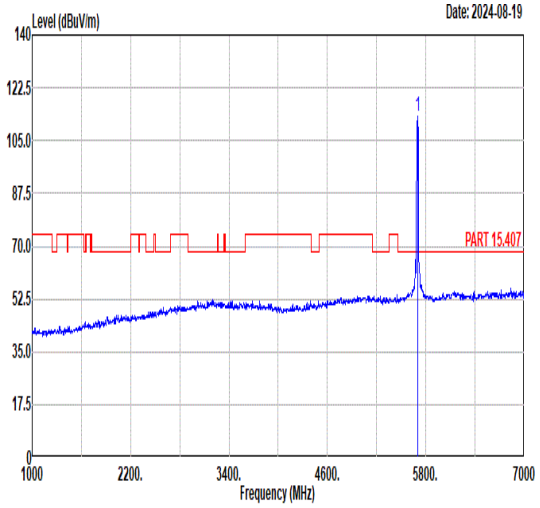
Avg	Blank	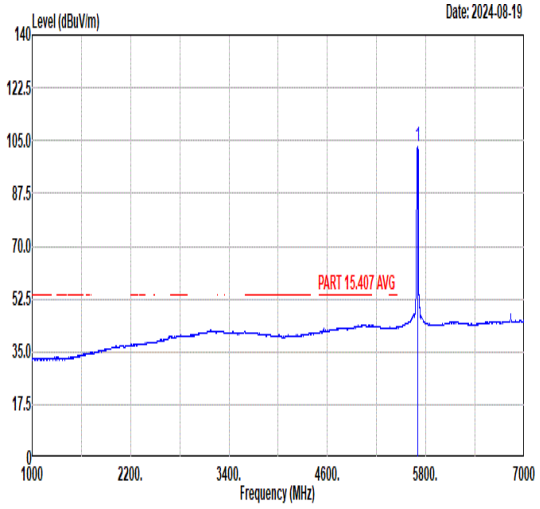

	Freq	Level	Limit Line	Margin	Read Level	Ant Factor	Cable Loss	Preamp Factor	APos	TPos	Remark
	MHz	dBuV/m	dBuV/m	dB	dBuV	dB/m	dB	dB	cm	deg	
1	5730.00	64.17	68.30	-4.13	49.79	35.12	11.65	32.39	214	328	PEAK

	Freq	Level	Limit Line	Margin	Read Level	Ant Factor	Cable Loss	Preamp Factor	APos	TPos	Remark
	MHz	dBuV/m	dBuV/m	dB	dBuV	dB/m	dB	dB	cm	deg	
1	5700.00	112.80	------	------	98.43	35.08	11.66	32.37	214	328	PEAK

	Freq	Level	Limit Line	Margin	Read Level	Ant Factor	Cable Loss	Preamp Factor	APos	TPos	Remark
	MHz	dBuV/m	dBuV/m	dB	dBuV	dB/m	dB	dB	cm	deg	
1	5700.00	103.09	------	------	88.72	35.08	11.66	32.37	214	328	AVERAGE

<table>
<tr><td rowspan="3">Mode</td><td colspan="2">18</td></tr>
<tr><td colspan="2">Band Edge</td></tr>
<tr><td colspan="2">U-NII-2C_5.47-5.725_802.11be EHT20_CH140_Full_5700MHz</td></tr>
<tr><td>ANT</td><td colspan="2">CDD 9+15</td></tr>
<tr><td>Pol.</td><td>Vertical</td><td>Fundamental</td></tr>
<tr><td>Peak</td><td> 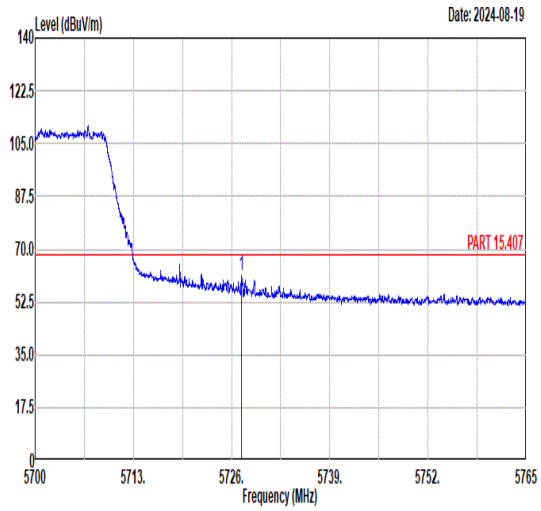

	Freq	Level	Limit Line	Margin	Read Level	Ant Factor	Cable Loss	Preamp Factor	APos	TPos	Remark
	MHz	dBuV/m	dBuV/m	dB	dBuV	dB/m	dB	dB	cm	deg	
1	5727.33	61.39	68.30	-6.91	47.01	35.12	11.65	32.39	305	345	PEAK

</td><td> 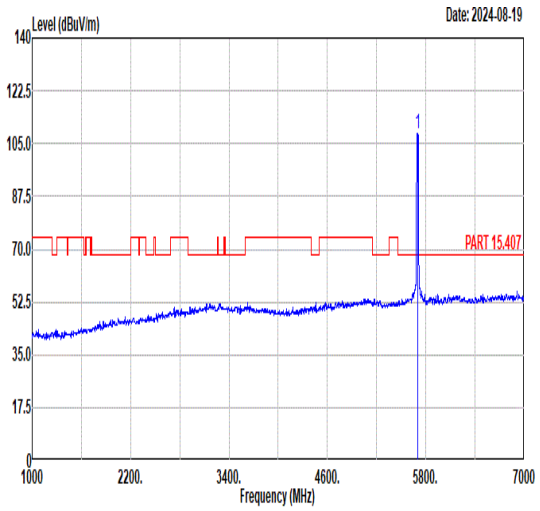

	Freq	Level	Limit Line	Margin	Read Level	Ant Factor	Cable Loss	Preamp Factor	APos	TPos	Remark
	MHz	dBuV/m	dBuV/m	dB	dBuV	dB/m	dB	dB	cm	deg	
1	5700.00	108.20	------	------	93.82	35.07	11.67	32.36	305	345	PEAK

</td></tr>
<tr><td>Avg</td><td>Blank</td><td> 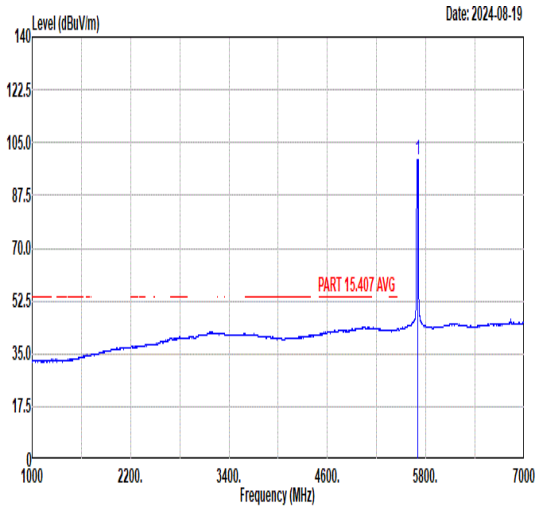

	Freq	Level	Limit Line	Margin	Read Level	Ant Factor	Cable Loss	Preamp Factor	APos	TPos	Remark
	MHz	dBuV/m	dBuV/m	dB	dBuV	dB/m	dB	dB	cm	deg	
1	5700.00	99.52	------	------	85.15	35.08	11.66	32.37	305	345	AVERAGE

</td></tr>
</table>

Mode	18	
	Harmonic	
	U-NII-2C_5.47-5.725_802.11be EHT20_CH140_Full_5700MHz	
ANT	CDD 9+15	
Pol.	Horizontal	Vertical
Peak Avg	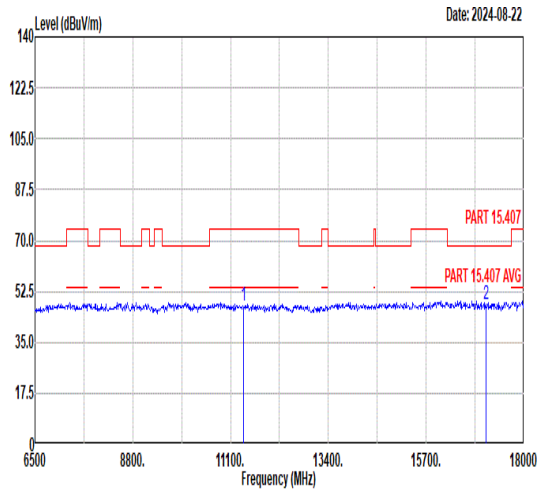	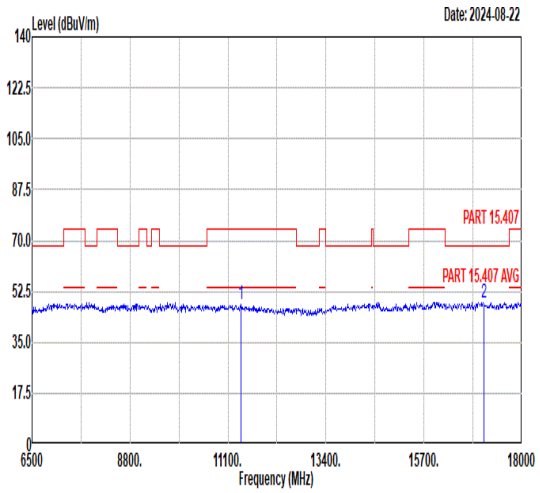

	Freq	Level	Limit Line	Margin	Read Level	Ant Factor	Cable Loss	Preamp Factor	APos	TPos	Remark
	MHz	dBuV/m	dBuV/m	dB	dBuV	dB/m	dB	dB	cm	deg	
1	11400.00	47.44	74.00	-26.56	43.66	39.72	14.78	50.72	--	--	Peak
2	17100.00	47.88	68.30	-20.42	39.69	42.46	17.53	51.80	--	--	Peak

	Freq	Level	Limit Line	Margin	Read Level	Ant Factor	Cable Loss	Preamp Factor	APos	TPos	Remark
	MHz	dBuV/m	dBuV/m	dB	dBuV	dB/m	dB	dB	cm	deg	
1	11400.00	47.99	74.00	-26.01	44.21	39.72	14.78	50.72	--	--	Peak
2	17100.00	48.59	68.30	-19.71	40.40	42.46	17.53	51.80	--	--	Peak

Mode	19	
	Band Edge - L	
	U-NII-1_5.15-5.25_802.11be EHT40_CH38_Full_5190MHz	
ANT	CDD 9+15	
Pol.	Horizontal	Fundamental

Peak

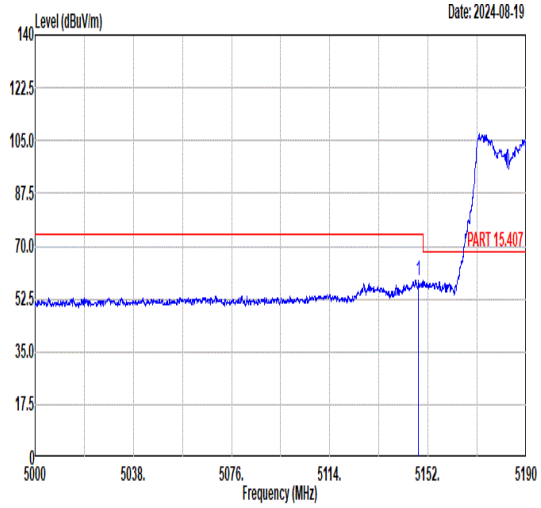

	Freq	Level	Limit Line	Margin	Read Level	Ant Factor	Cable Loss	Preamp Factor	APos	TPos	Remark
	MHz	dBuV/m	dBuV/m	dB	dBuV	dB/m	dB	dB	cm	deg	
1	5148.30	58.84	74.00	-15.16	44.66	34.87	11.09	31.78	169	312	PEAK

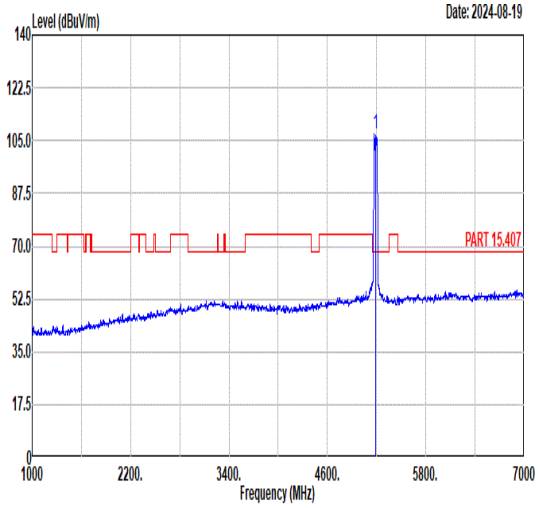

	Freq	Level	Limit Line	Margin	Read Level	Ant Factor	Cable Loss	Preamp Factor	APos	TPos	Remark
	MHz	dBuV/m	dBuV/m	dB	dBuV	dB/m	dB	dB	cm	deg	
1	5190.00	107.11	------	------	92.96	34.87	11.08	31.80	169	312	PEAK

Avg

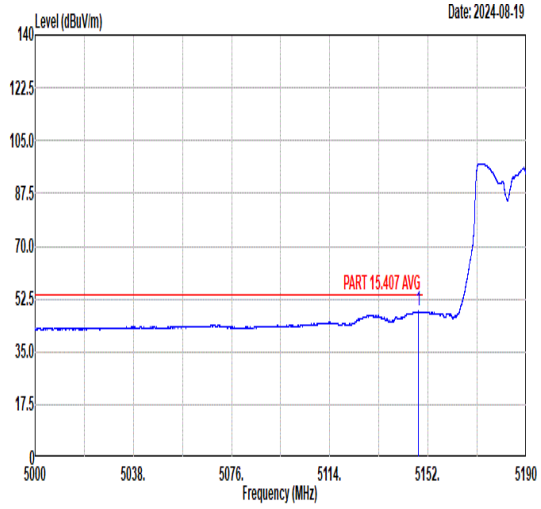

	Freq	Level	Limit Line	Margin	Read Level	Ant Factor	Cable Loss	Preamp Factor	APos	TPos	Remark
	MHz	dBuV/m	dBuV/m	dB	dBuV	dB/m	dB	dB	cm	deg	
1	5148.30	48.37	54.00	-5.63	34.19	34.87	11.09	31.78	169	312	AVERAGE

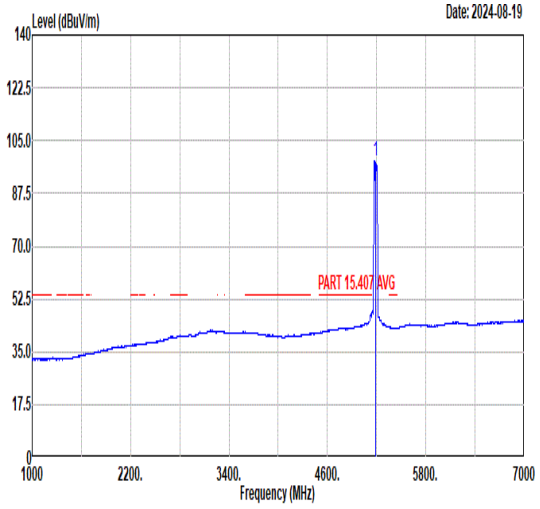

	Freq	Level	Limit Line	Margin	Read Level	Ant Factor	Cable Loss	Preamp Factor	APos	TPos	Remark
	MHz	dBuV/m	dBuV/m	dB	dBuV	dB/m	dB	dB	cm	deg	
1	5190.00	98.35	------	------	84.20	34.87	11.08	31.80	169	312	AVERAGE

Mode	19	
	Band Edge - R	
	U-NII-1_5.15-5.25_802.11be EHT40_CH38_Full_5190MHz	
ANT	CDD 9+15	
Pol.	Horizontal	Fundamental
Peak	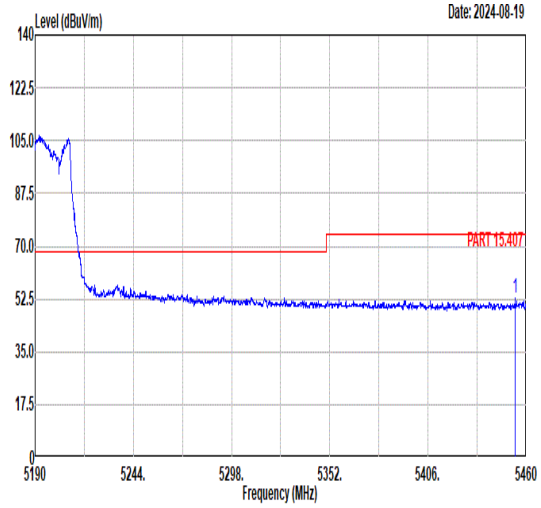 Freq Level Limit Line Margin Read Level Ant Factor Cable Loss Preamp Factor APos TPos Remark MHz dBuV/m dBuV/m dB dBuV dB/m dB dB cm deg 1 5453.93 52.96 74.00 -21.04 39.22 34.81 11.09 32.16 169 312 PEAK	Blank
Avg	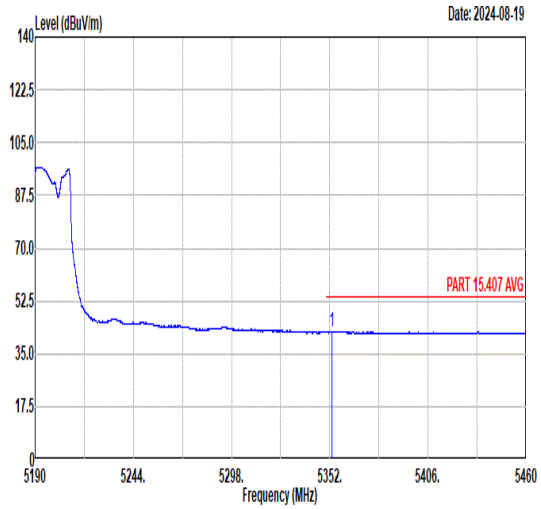 Freq Level Limit Line Margin Read Level Ant Factor Cable Loss Preamp Factor APos TPos Remark MHz dBuV/m dBuV/m dB dBuV dB/m dB dB cm deg 1 5352.97 42.40 54.00 -11.60 28.66 34.83 10.94 32.03 169 312 AVERAGE	Blank

Mode	19
	Band Edge - L
	U-NII-1_5.15-5.25_802.11be EHT40_CH38_Full_5190MHz
ANT	CDD 9+15

Pol.	Vertical	Fundamental
Peak	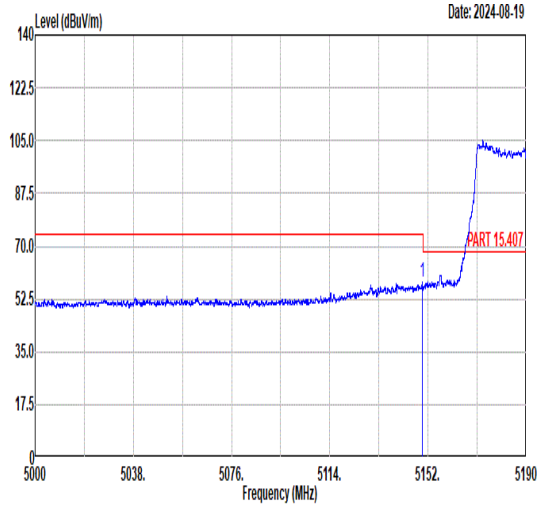 Freq Level Limit Line Margin Read Level Ant Factor Cable Loss Preamp Factor APos TPos Remark MHz dBuV/m dBuV/m dB dBuV dB/m dB dB cm deg 1 5149.83 58.13 74.00 -15.87 43.95 34.87 11.09 31.78 294 0 PEAK	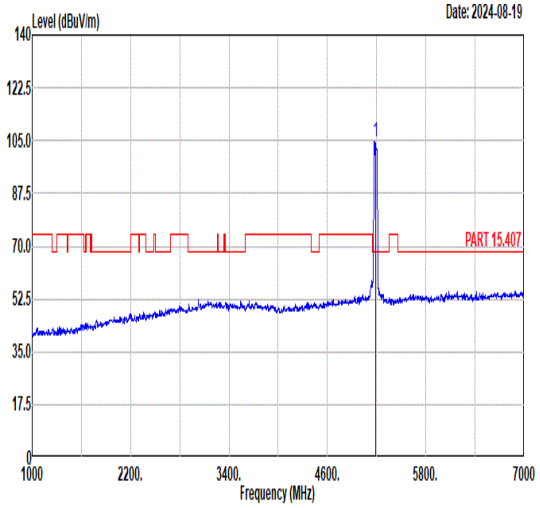 Freq Level Limit Line Margin Read Level Ant Factor Cable Loss Preamp Factor APos TPos Remark MHz dBuV/m dBuV/m dB dBuV dB/m dB dB cm deg 1 5190.00 104.68 ------ ------ 90.55 34.87 11.07 31.81 294 0 PEAK
Avg	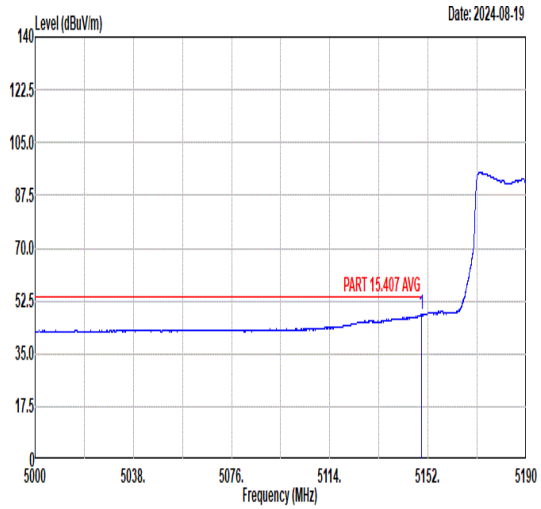 Freq Level Limit Line Margin Read Level Ant Factor Cable Loss Preamp Factor APos TPos Remark MHz dBuV/m dBuV/m dB dBuV dB/m dB dB cm deg 1 5149.44 47.92 54.00 -6.08 33.74 34.87 11.09 31.78 294 0 AVERAGE	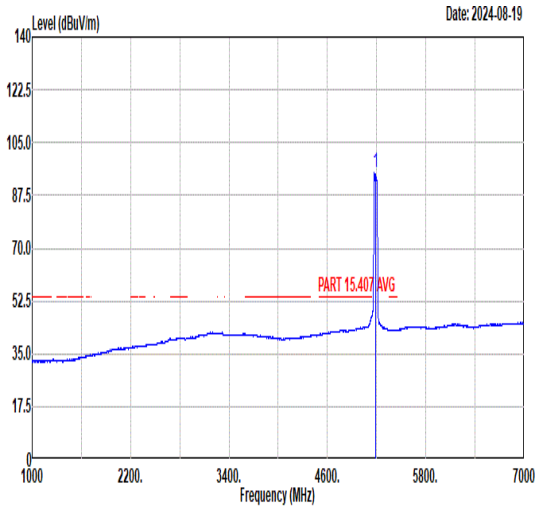 Freq Level Limit Line Margin Read Level Ant Factor Cable Loss Preamp Factor APos TPos Remark MHz dBuV/m dBuV/m dB dBuV dB/m dB dB cm deg 1 5190.00 94.87 ------ ------ 80.72 34.87 11.08 31.80 294 0 AVERAGE

Mode	19	
	Band Edge - R	
	U-NII-1_5.15-5.25_802.11be EHT40_CH38_Full_5190MHz	
ANT	CDD 9+15	
Pol.	Vertical	Fundamental
Peak	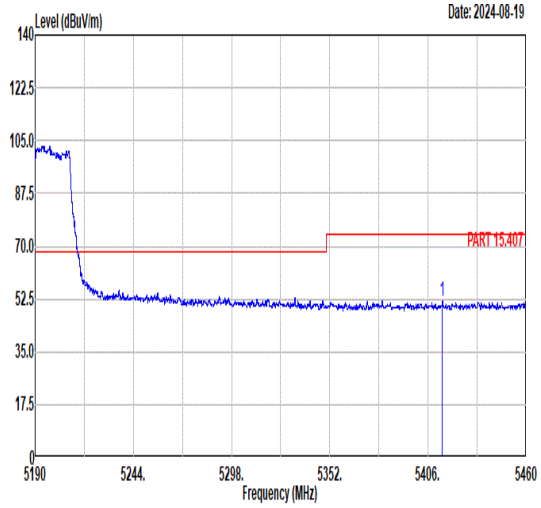 Freq Level Limit Line Margin Read Level Ant Factor Cable Loss Preamp Factor APos TPos Remark MHz dBuV/m dBuV/m dB dBuV dB/m dB dB cm deg 1 5413.97 51.77 74.00 -22.23 38.13 34.82 10.93 32.11 294 0 PEAK	Blank
Avg	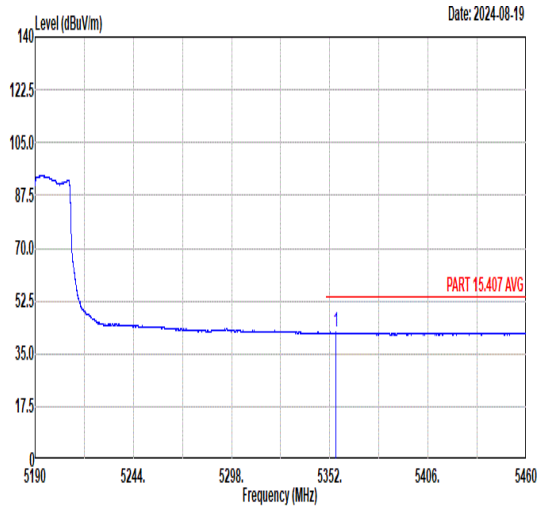 Freq Level Limit Line Margin Read Level Ant Factor Cable Loss Preamp Factor APos TPos Remark MHz dBuV/m dBuV/m dB dBuV dB/m dB dB cm deg 1 5355.40 42.05 54.00 -11.95 28.32 34.83 10.94 32.04 294 0 AVERAGE	Blank

Mode	20
	Band Edge - L
	U-NII-1_5.15-5.25_802.11be EHT40_CH46_Full_5230MHz
ANT	CDD 9+15

Pol.	Horizontal	Fundamental
Peak	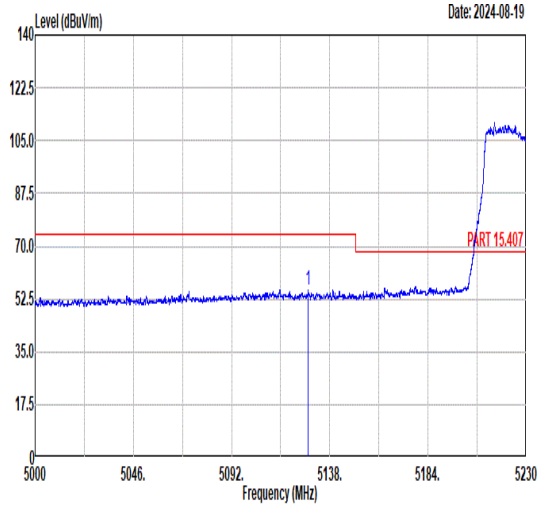 Freq Level Limit Line Margin (dB) Read Level Ant Factor Cable Loss Preamp Factor APos TPos Remark MHz dBuV/m dBuV/m dBuV dB/m dB dB cm deg 1 5127.77 55.37 74.00 -18.63 41.15 34.87 11.10 31.75 300 121 PEAK	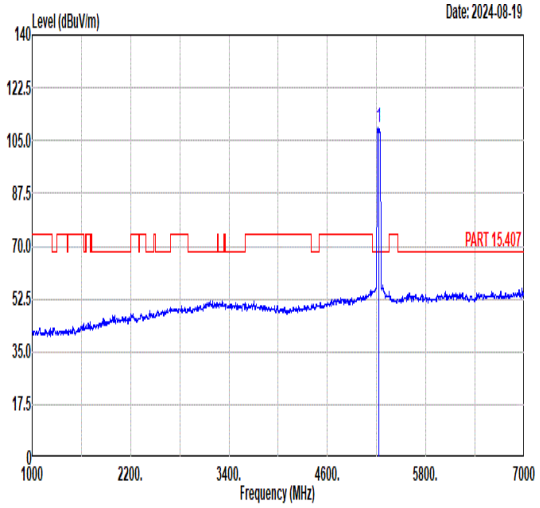 Freq Level Limit Line Margin (dB) Read Level Ant Factor Cable Loss Preamp Factor APos TPos Remark MHz dBuV/m dBuV/m dBuV dB/m dB dB cm deg 1 5230.00 109.61 ------ ------ 95.56 34.86 11.05 31.86 300 121 PEAK
Avg	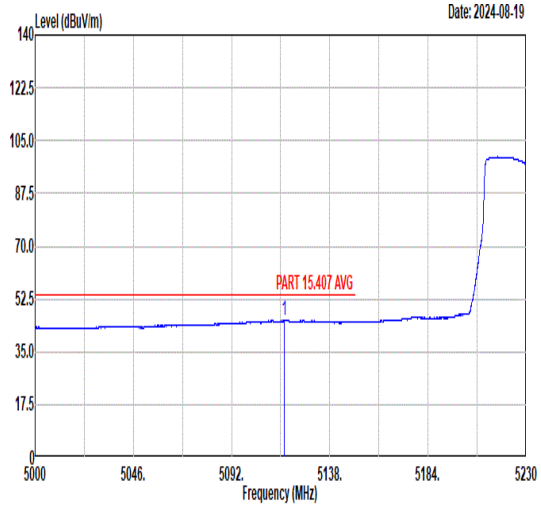 Freq Level Limit Line Margin (dB) Read Level Ant Factor Cable Loss Preamp Factor APos TPos Remark MHz dBuV/m dBuV/m dBuV dB/m dB dB cm deg 1 5116.52 45.53 54.00 -8.47 31.29 34.88 11.10 31.74 300 121 AVERAGE	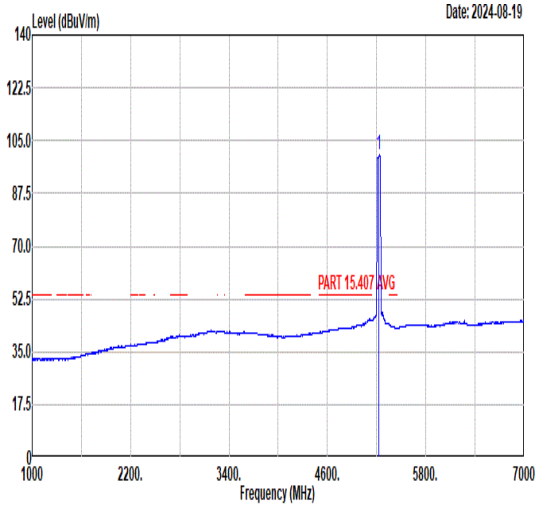 Freq Level Limit Line Margin (dB) Read Level Ant Factor Cable Loss Preamp Factor APos TPos Remark MHz dBuV/m dBuV/m dBuV dB/m dB dB cm deg 1 5230.00 100.40 ------ ------ 86.40 34.85 11.03 31.88 300 121 AVERAGE

Mode	20	
	Band Edge - R	
	U-NII-1_5.15-5.25_802.11be EHT40_CH46_Full_5230MHz	
ANT	CDD 9+15	
Pol.	Horizontal	Fundamental
Peak	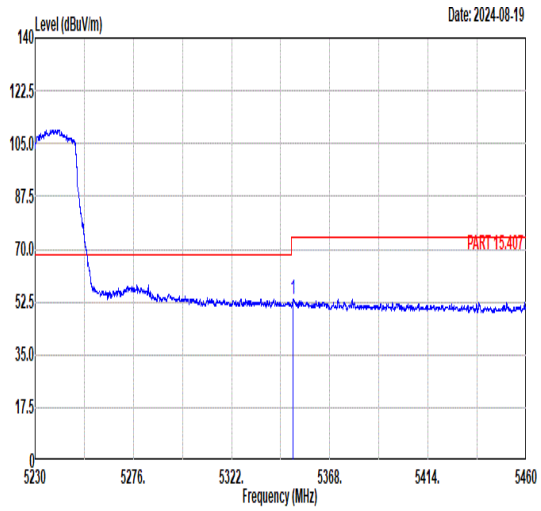 Freq Level Limit Line Margin (dB) Read Level Ant Factor Cable Loss Preamp Factor APos TPos Remark MHz dBuV/m dBuV/m dBuV dB/m dB dB cm deg 1 5350.89 53.55 74.00 -20.45 39.81 34.83 10.94 32.03 300 121 PEAK	Blank
Avg	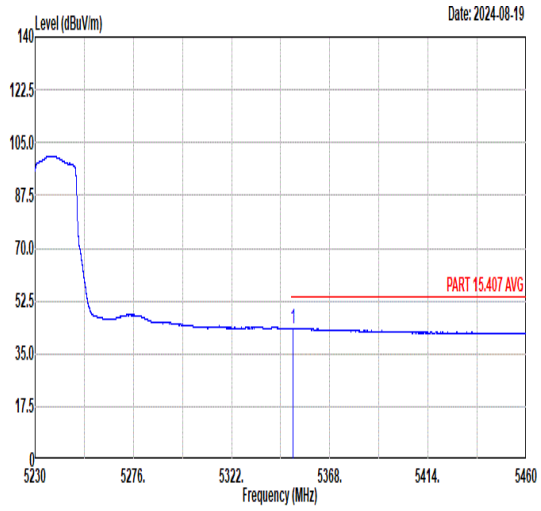 Freq Level Limit Line Margin (dB) Read Level Ant Factor Cable Loss Preamp Factor APos TPos Remark MHz dBuV/m dBuV/m dBuV dB/m dB dB cm deg 1 5350.64 43.53 54.00 -10.47 29.79 34.83 10.94 32.03 300 121 AVERAGE	Blank

Mode	20	
	Band Edge - L	
	U-NII-1_5.15-5.25_802.11be EHT40_CH46_Full_5230MHz	
ANT	CDD 9+15	
Pol.	Vertical	Fundamental

Peak

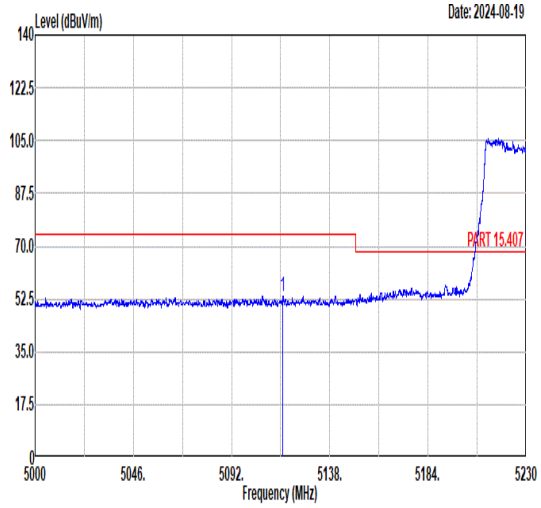

	Freq	Level	Limit Line	Margin	Read Level	Ant Factor	Cable Loss	Preamp Factor	APos	TPos	Remark
	MHz	dBuV/m	dBuV/m	(dB)	dBuV	dB/m	dB	dB	cm	deg	
1	5116.06	53.36	74.00	-20.64	39.12	34.88	11.10	31.74	289	0	PEAK

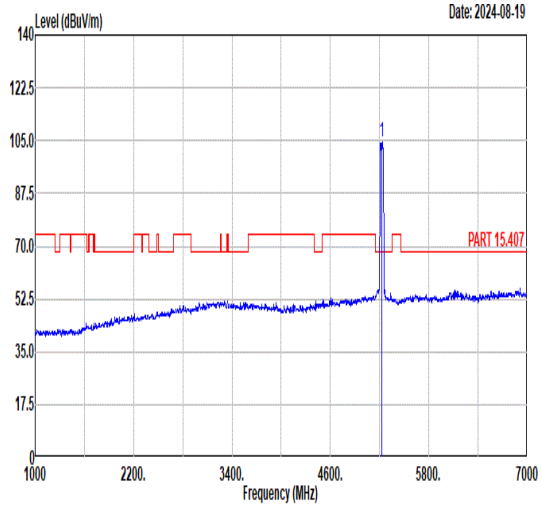

	Freq	Level	Limit Line	Margin	Read Level	Ant Factor	Cable Loss	Preamp Factor	APos	TPos	Remark
	MHz	dBuV/m	dBuV/m	(dB)	dBuV	dB/m	dB	dB	cm	deg	
1	5230.00	104.76	------	------	90.76	34.85	11.03	31.88	289	0	PEAK

Avg

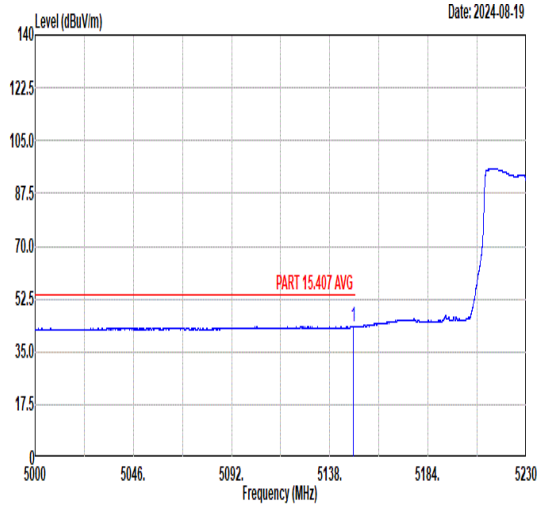

	Freq	Level	Limit Line	Margin	Read Level	Ant Factor	Cable Loss	Preamp Factor	APos	TPos	Remark
	MHz	dBuV/m	dBuV/m	(dB)	dBuV	dB/m	dB	dB	cm	deg	
1	5148.93	43.40	54.00	-10.60	29.22	34.87	11.09	31.78	289	0	AVERAGE

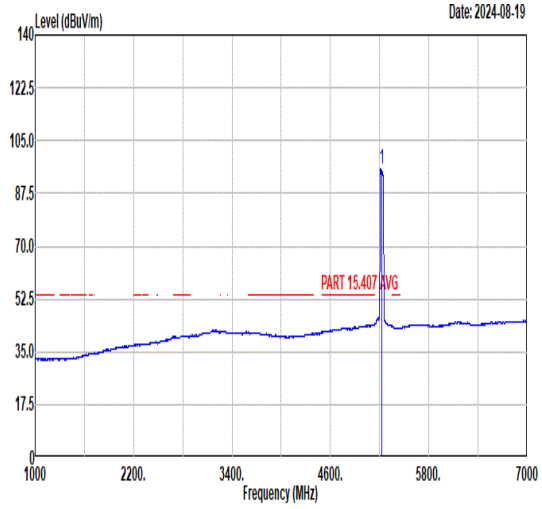

	Freq	Level	Limit Line	Margin	Read Level	Ant Factor	Cable Loss	Preamp Factor	APos	TPos	Remark
	MHz	dBuV/m	dBuV/m	(dB)	dBuV	dB/m	dB	dB	cm	deg	
1	5230.00	95.41	------	------	81.36	34.86	11.05	31.86	289	0	AVERAGE

Mode	20	
	Band Edge - R	
	U-NII-1_5.15-5.25_802.11be EHT40_CH46_Full_5230MHz	
ANT	CDD 9+15	
Pol.	Vertical	Fundamental
Peak	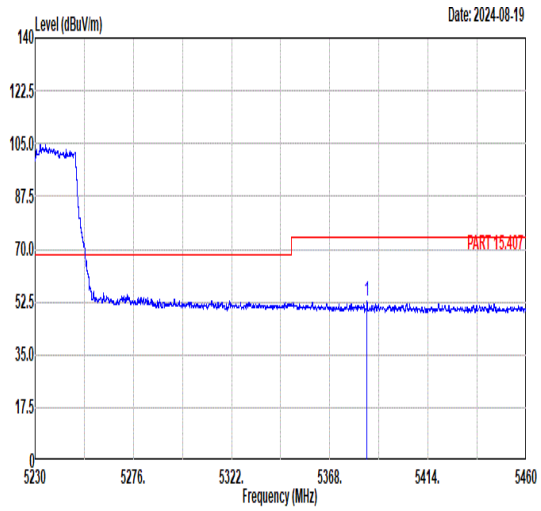 Freq Level Limit Line Margin (dB) Read Level Ant Factor Cable Loss Preamp Factor APos TPos Remark MHz dBuV/m dBuV/m dBuV dB/m dB dB cm deg 1 5385.39 52.59 74.00 -21.41 38.92 34.82 10.92 32.07 289 0 PEAK	Blank
Avg	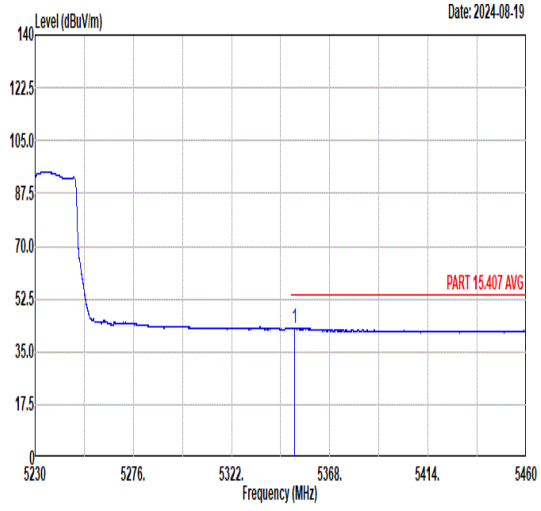 Freq Level Limit Line Margin (dB) Read Level Ant Factor Cable Loss Preamp Factor APos TPos Remark MHz dBuV/m dBuV/m dBuV dB/m dB dB cm deg 1 5351.56 42.98 54.00 -11.02 29.24 34.83 10.94 32.03 289 0 AVERAGE	Blank

Mode	21	
	Band Edge - L	
	U-NII-2A_5.25-5.35_802.11be EHT40_CH54_Full_5270MHz	
ANT	CDD 9+15	
Pol.	Horizontal	Fundamental
Peak	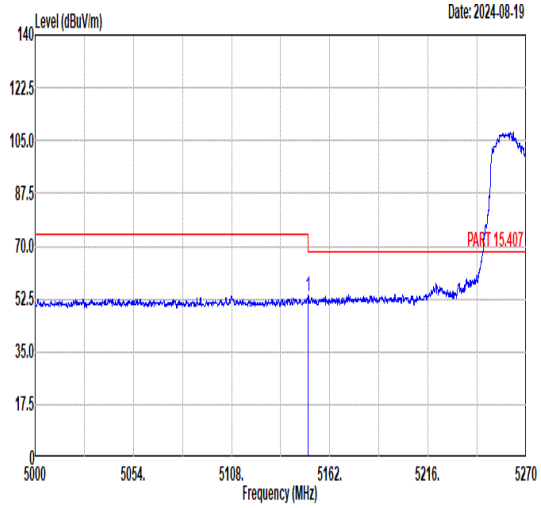	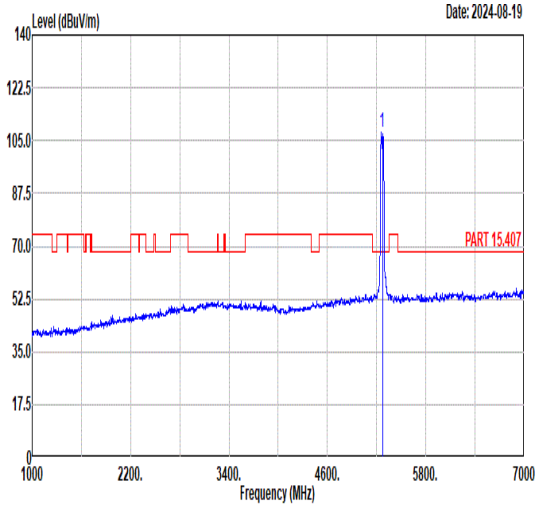
Avg	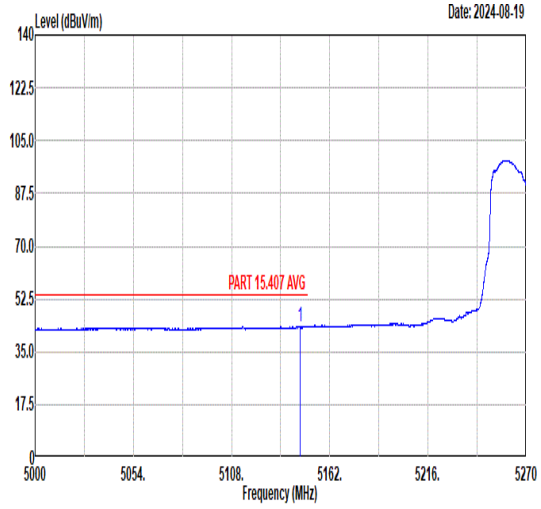	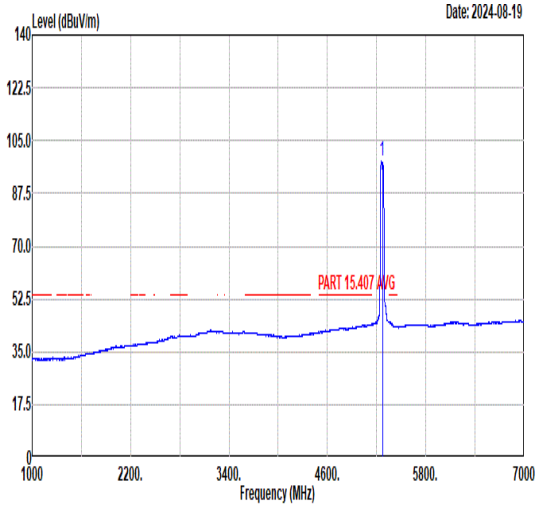

	Freq	Level	Limit Line	Margin	Read Level	Ant Factor	Cable Loss	Preamp Factor	APos	TPos	Remark
	MHz	dBuV/m	dBuV/m	(dB)	dBuV	dB/m	dB	dB	cm	deg	
1	5149.99	53.55	74.00	-20.45	39.38	34.87	11.08	31.78	292	322	PEAK

	Freq	Level	Limit Line	Margin	Read Level	Ant Factor	Cable Loss	Preamp Factor	APos	TPos	Remark
	MHz	dBuV/m	dBuV/m	(dB)	dBuV	dB/m	dB	dB	cm	deg	
1	5270.00	107.67	------	------	93.71	34.85	11.02	31.91	292	322	PEAK

	Freq	Level	Limit Line	Margin	Read Level	Ant Factor	Cable Loss	Preamp Factor	APos	TPos	Remark
	MHz	dBuV/m	dBuV/m	(dB)	dBuV	dB/m	dB	dB	cm	deg	
1	5145.69	43.37	54.00	-10.63	29.19	34.87	11.09	31.78	292	322	AVERAGE

	Freq	Level	Limit Line	Margin	Read Level	Ant Factor	Cable Loss	Preamp Factor	APos	TPos	Remark
	MHz	dBuV/m	dBuV/m	(dB)	dBuV	dB/m	dB	dB	cm	deg	
1	5270.00	98.29	------	------	84.33	34.85	11.02	31.91	292	322	AVERAGE

Mode	21	
	Band Edge - R	
	U-NII-2A_5.25-5.35_802.11be EHT40_CH54_Full_5270MHz	
ANT	CDD 9+15	
Pol.	Horizontal	Fundamental
Peak	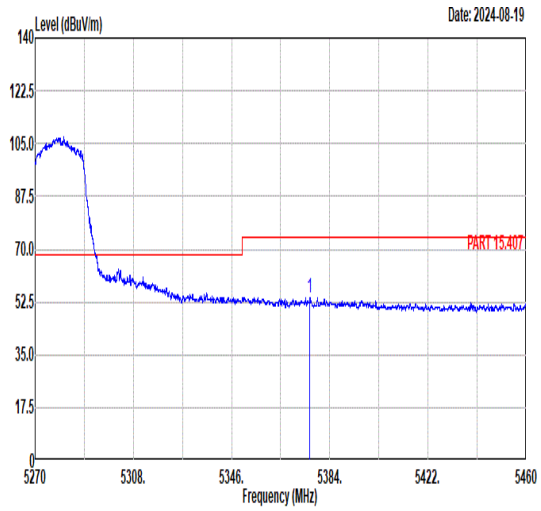 Freq Level Limit Line Margin (dB) Read Level Ant Factor Cable Loss Preamp Factor APos TPos Remark MHz dBuV/m dBuV/m dBuV dB/m dB dB cm deg 1 5376.31 54.03 74.00 -19.97 40.35 34.82 10.92 32.06 292 322 PEAK	Blank
Avg	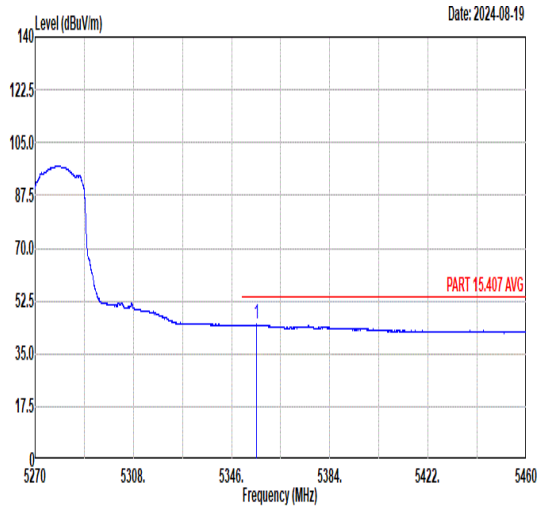 Freq Level Limit Line Margin (dB) Read Level Ant Factor Cable Loss Preamp Factor APos TPos Remark MHz dBuV/m dBuV/m dBuV dB/m dB dB cm deg 1 5355.60 44.64 54.00 -9.36 30.91 34.83 10.94 32.04 292 322 AVERAGE	Blank

Mode	21	
	Band Edge - L	
	U-NII-2A_5.25-5.35_802.11be EHT40_CH54_Full_5270MHz	
ANT	CDD 9+15	
Pol.	Vertical	Fundamental

Peak

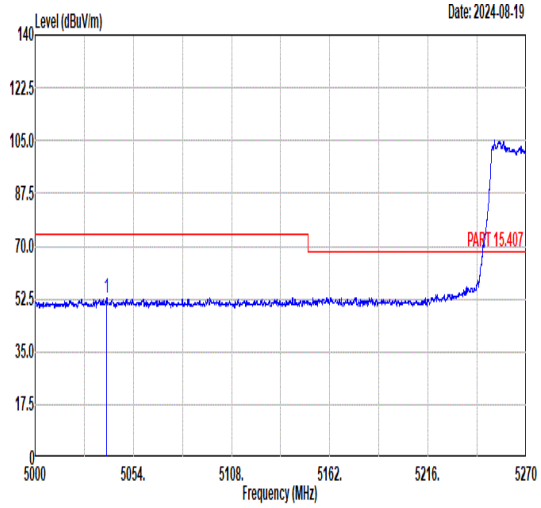

	Freq	Level	Limit Line	Margin	Read Level	Ant Factor	Cable Loss	Preamp Factor	APos	TPos	Remark
	MHz	dBuV/m	dBuV/m	(dB)	dBuV	dB/m	dB	dB	cm	deg	
1	5039.31	52.86	74.00	-21.14	38.46	34.89	11.15	31.64	379	0	PEAK

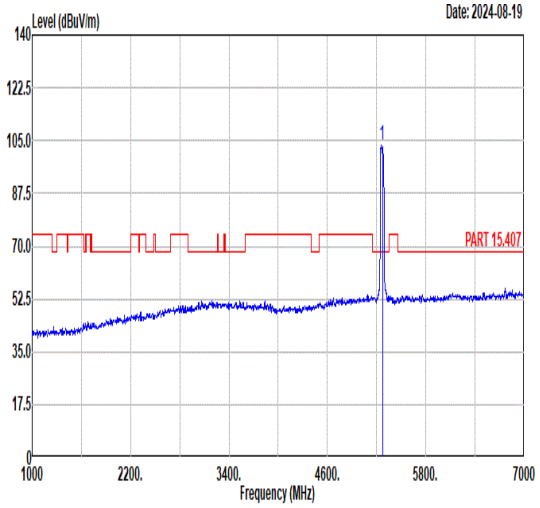

	Freq	Level	Limit Line	Margin	Read Level	Ant Factor	Cable Loss	Preamp Factor	APos	TPos	Remark
	MHz	dBuV/m	dBuV/m	(dB)	dBuV	dB/m	dB	dB	cm	deg	
1	5270.00	103.68	------	------	89.72	34.85	11.02	31.91	379	0	PEAK

Avg

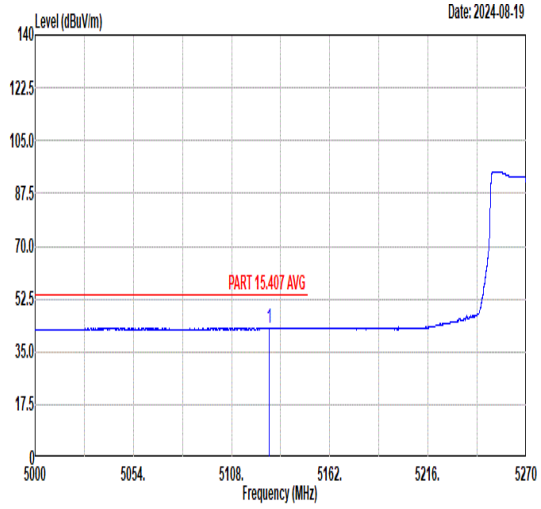

	Freq	Level	Limit Line	Margin	Read Level	Ant Factor	Cable Loss	Preamp Factor	APos	TPos	Remark
	MHz	dBuV/m	dBuV/m	(dB)	dBuV	dB/m	dB	dB	cm	deg	
1	5128.68	43.02	54.00	-10.98	28.81	34.87	11.10	31.76	379	0	AVERAGE

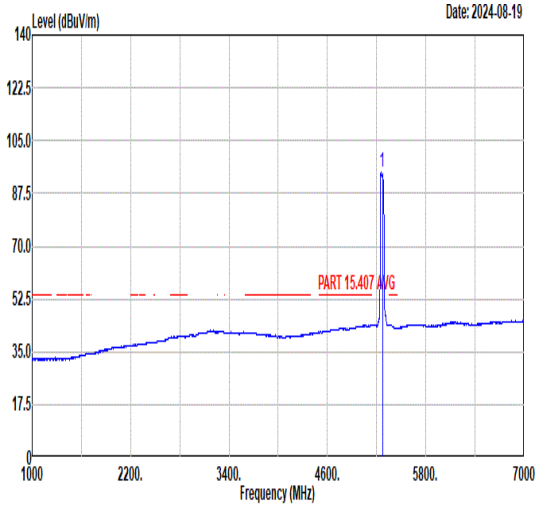

	Freq	Level	Limit Line	Margin	Read Level	Ant Factor	Cable Loss	Preamp Factor	APos	TPos	Remark
	MHz	dBuV/m	dBuV/m	(dB)	dBuV	dB/m	dB	dB	cm	deg	
1	5270.00	94.55	------	------	80.59	34.85	11.02	31.91	379	0	AVERAGE

Mode	21	
	Band Edge - R	
	U-NII-2A_5.25-5.35_802.11be EHT40_CH54_Full_5270MHz	
ANT	CDD 9+15	
Pol.	Vertical	Fundamental
Peak	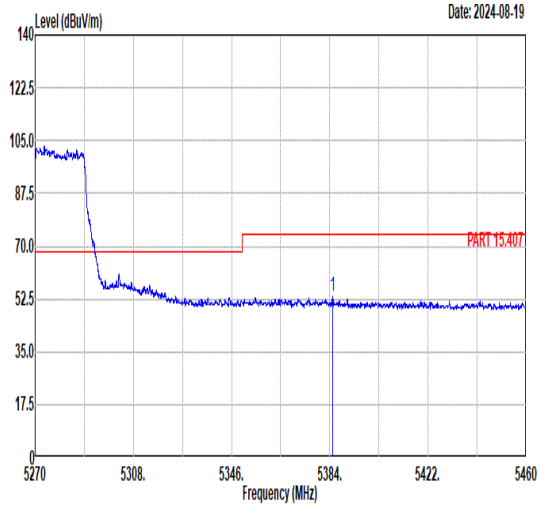 Freq Level Limit Line Margin (dB) Read Level Ant Factor Cable Loss Preamp Factor APos TPos Remark MHz dBuV/m dBuV/m dBuV dB/m dB dB cm deg 1 5385.05 53.25 74.00 -20.75 39.58 34.82 10.92 32.07 379 0 PEAK	Blank
Avg	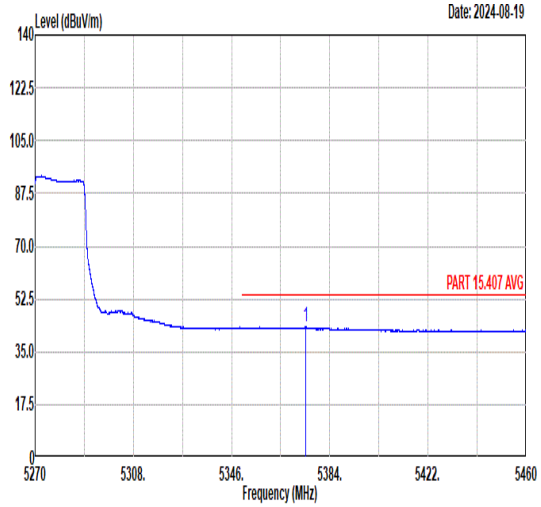 Freq Level Limit Line Margin (dB) Read Level Ant Factor Cable Loss Preamp Factor APos TPos Remark MHz dBuV/m dBuV/m dBuV dB/m dB dB cm deg 1 5374.80 43.27 54.00 -10.73 29.58 34.83 10.92 32.06 379 0 AVERAGE	Blank

Mode	22	
	Band Edge - L	
	U-NII-2A_5.25-5.35_802.11be EHT40_CH62_Full_5310MHz	
ANT	CDD 9+15	
Pol.	Horizontal	Fundamental
Peak	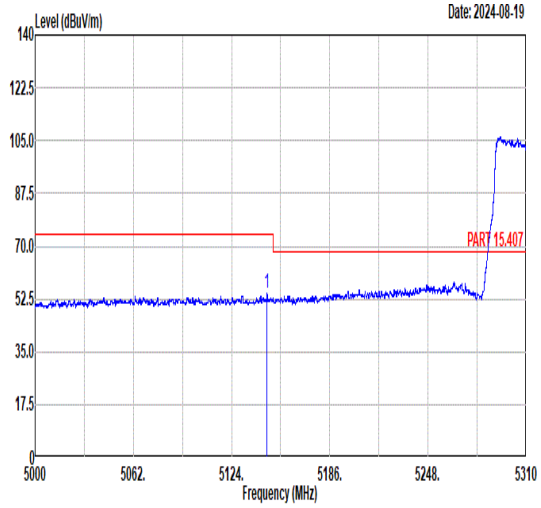	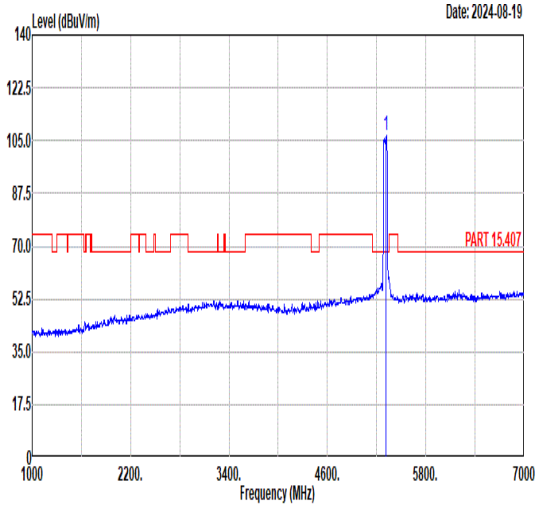
Avg	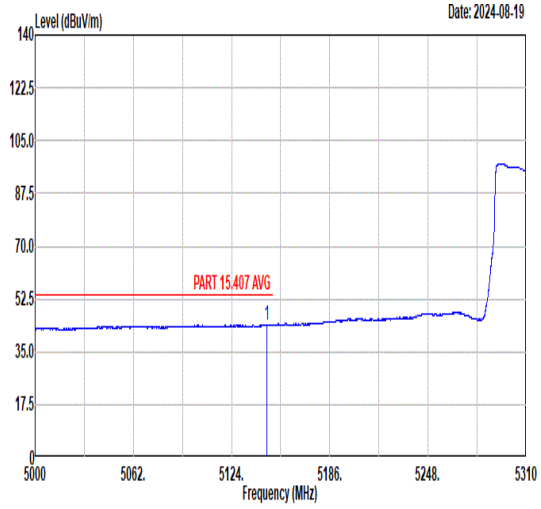	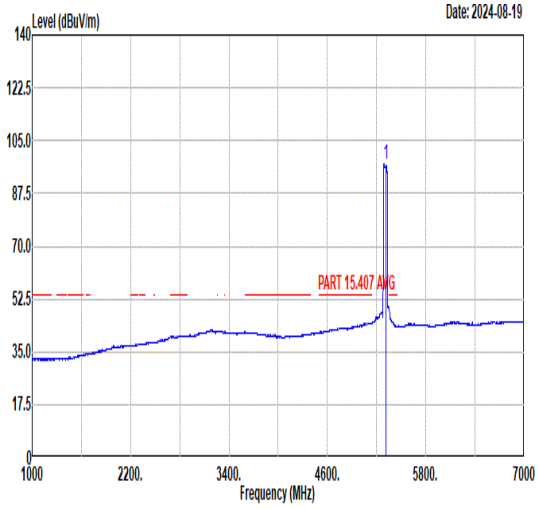

	Freq	Level	Limit Line	Margin	Read Level	Ant Factor	Cable Loss	Preamp Factor	APos	TPos	Remark
	MHz	dBuV/m	dBuV/m	(dB)	dBuV	dB/m	dB	dB	cm	deg	
1	5146.20	54.42	74.00	-19.58	40.24	34.87	11.09	31.78	303	114	PEAK

	Freq	Level	Limit Line	Margin	Read Level	Ant Factor	Cable Loss	Preamp Factor	APos	TPos	Remark
	MHz	dBuV/m	dBuV/m	(dB)	dBuV	dB/m	dB	dB	cm	deg	
1	5310.00	106.46	------	------	92.66	34.84	10.96	32.00	303	114	PEAK

	Freq	Level	Limit Line	Margin	Read Level	Ant Factor	Cable Loss	Preamp Factor	APos	TPos	Remark
	MHz	dBuV/m	dBuV/m	(dB)	dBuV	dB/m	dB	dB	cm	deg	
1	5146.48	43.91	54.00	-10.09	29.73	34.87	11.09	31.78	303	114	AVERAGE

	Freq	Level	Limit Line	Margin	Read Level	Ant Factor	Cable Loss	Preamp Factor	APos	TPos	Remark
	MHz	dBuV/m	dBuV/m	(dB)	dBuV	dB/m	dB	dB	cm	deg	
1	5310.00	97.24	------	------	83.37	34.84	10.99	31.96	303	114	AVERAGE

Mode	22	
	Band Edge - R	
	U-NII-2A_5.25-5.35_802.11be EHT40_CH62_Full_5310MHz	
ANT	CDD 9+15	
Pol.	Horizontal	Fundamental
Peak	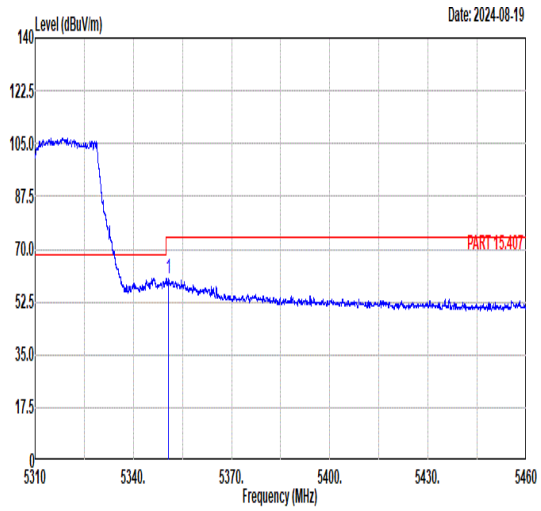 Freq Level Limit Line Margin (dB) Read Level Ant Factor Cable Loss Preamp Factor APos TPos Remark MHz dBuV/m dBuV/m dBuV dB/m dB dB cm deg 1 5350.73 60.20 74.00 -13.80 46.46 34.83 10.94 32.03 303 114 PEAK	Blank
Avg	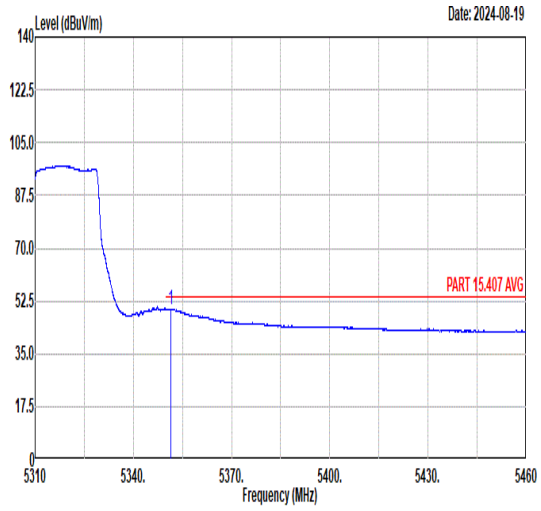 Freq Level Limit Line Margin (dB) Read Level Ant Factor Cable Loss Preamp Factor APos TPos Remark MHz dBuV/m dBuV/m dBuV dB/m dB dB cm deg 1 5351.48 49.86 54.00 -4.14 36.12 34.83 10.94 32.03 303 114 AVERAGE	Blank

Mode	22	
	Band Edge - L	
	U-NII-2A_5.25-5.35_802.11be EHT40_CH62_Full_5310MHz	
ANT	CDD 9+15	
Pol.	Vertical	Fundamental
Peak	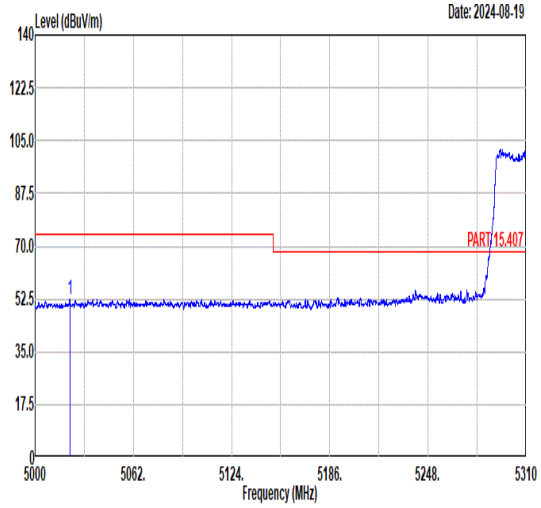	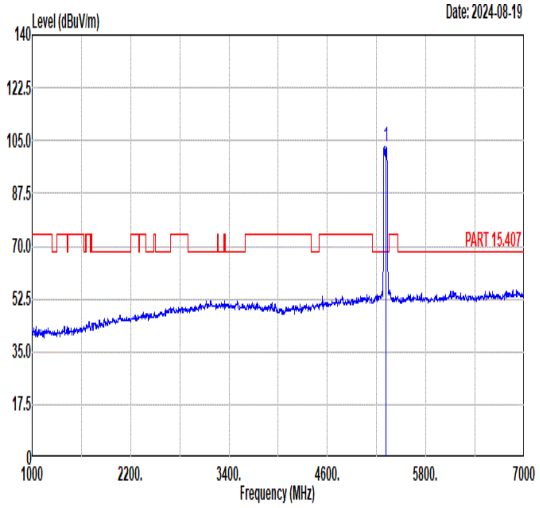
Avg	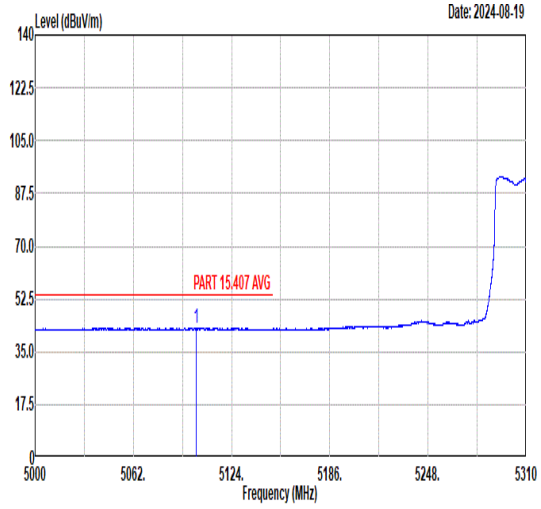	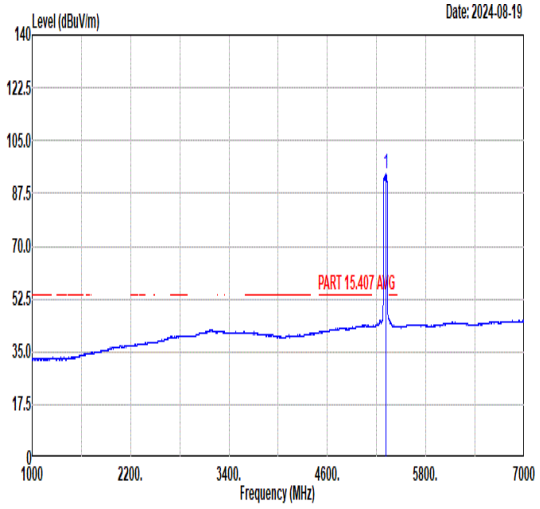

	Freq	Level	Limit Line	Margin	Read Level	Ant Factor	Cable Loss	Preamp Factor	APos	TPos	Remark
	MHz	dBuV/m	dBuV/m	(dB)	dBuV	dB/m	dB	dB	cm	deg	
1	5021.89	52.45	74.00	-21.55	38.01	34.90	11.16	31.62	385	0	PEAK

	Freq	Level	Limit Line	Margin	Read Level	Ant Factor	Cable Loss	Preamp Factor	APos	TPos	Remark
	MHz	dBuV/m	dBuV/m	(dB)	dBuV	dB/m	dB	dB	cm	deg	
1	5310.00	103.12	------	------	89.29	34.84	10.97	31.98	385	0	PEAK

	Freq	Level	Limit Line	Margin	Read Level	Ant Factor	Cable Loss	Preamp Factor	APos	TPos	Remark
	MHz	dBuV/m	dBuV/m	(dB)	dBuV	dB/m	dB	dB	cm	deg	
1	5101.84	42.82	54.00	-11.18	28.55	34.88	11.11	31.72	385	0	AVERAGE

	Freq	Level	Limit Line	Margin	Read Level	Ant Factor	Cable Loss	Preamp Factor	APos	TPos	Remark
	MHz	dBuV/m	dBuV/m	(dB)	dBuV	dB/m	dB	dB	cm	deg	
1	5310.00	94.25	------	------	80.42	34.84	10.97	31.98	385	0	AVERAGE

Mode	22	
	Band Edge - R	
	U-NII-2A_5.25-5.35_802.11be EHT40_CH62_Full_5310MHz	
ANT	CDD 9+15	
Pol.	Vertical	Fundamental
Peak	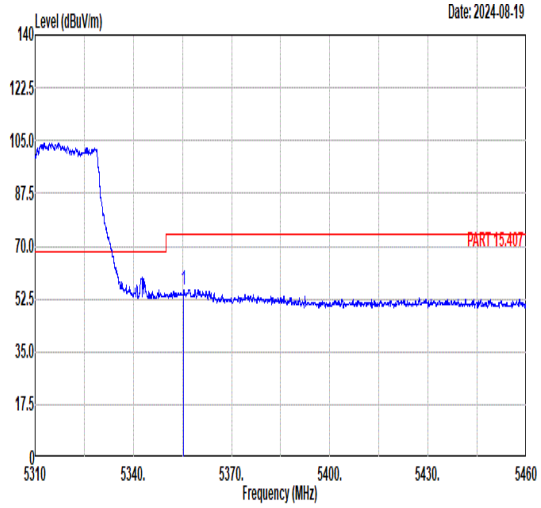 Freq Level Limit Line Margin (dB) Read Level Ant Factor Cable Loss Preamp Factor APos TPos Remark MHz dBuV/m dBuV/m dBuV dB/m dB dB cm deg 1 5355.39 55.64 74.00 -18.36 41.91 34.83 10.94 32.04 385 0 PEAK	Blank
Avg	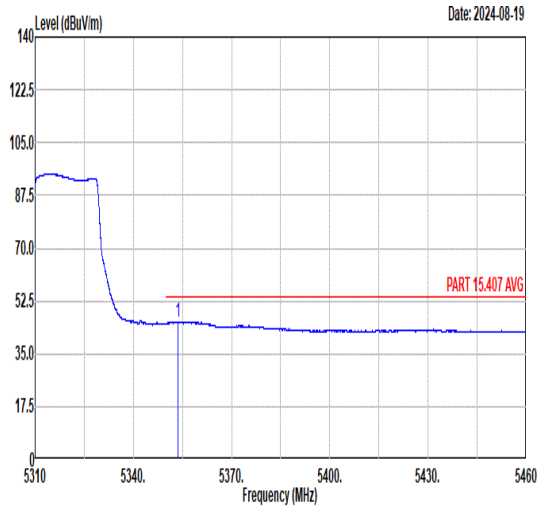 Freq Level Limit Line Margin (dB) Read Level Ant Factor Cable Loss Preamp Factor APos TPos Remark MHz dBuV/m dBuV/m dBuV dB/m dB dB cm deg 1 5353.73 45.47 54.00 -8.53 31.73 34.83 10.94 32.03 385 0 AVERAGE	Blank

Mode	23
	Band Edge - L
	U-NII-2C_5.47-5.725_802.11be EHT40_CH102_Full_5510MHz
ANT	CDD 9+15

Pol.	Horizontal	Fundamental

Peak

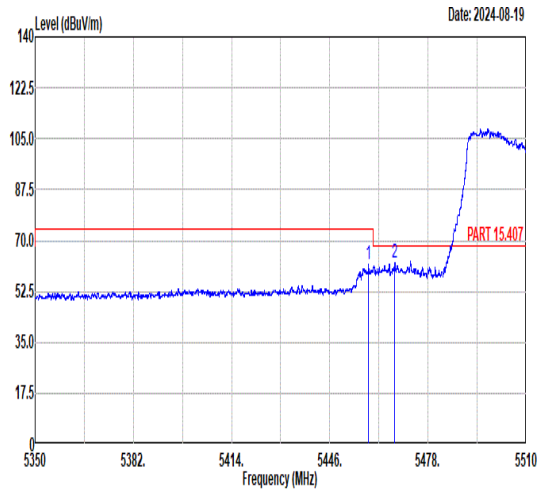

	Freq	Level	Limit Line	Margin (dB)	Read Level	Ant Factor	Cable Loss	Preamp Factor	APos	TPos	Remark
	MHz	dBuV/m	dBuV/m		dBuV	dB/m	dB	dB	cm	deg	
1	5458.56	61.90	74.00	-12.10	48.14	34.81	11.11	32.16	216	357	PEAK
2	5467.22	62.35	68.30	-5.95	48.56	34.81	11.15	32.17	216	357	PEAK

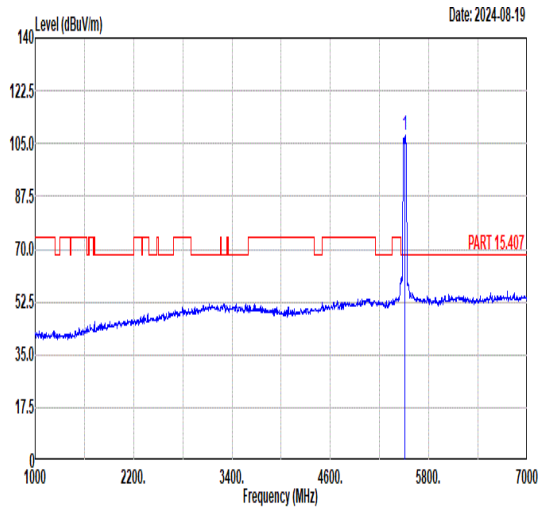

	Freq	Level	Limit Line	Margin (dB)	Read Level	Ant Factor	Cable Loss	Preamp Factor	APos	TPos	Remark
	MHz	dBuV/m	dBuV/m		dBuV	dB/m	dB	dB	cm	deg	
1	5510.00	107.67	------	------	93.72	34.82	11.35	32.22	216	357	PEAK

Avg

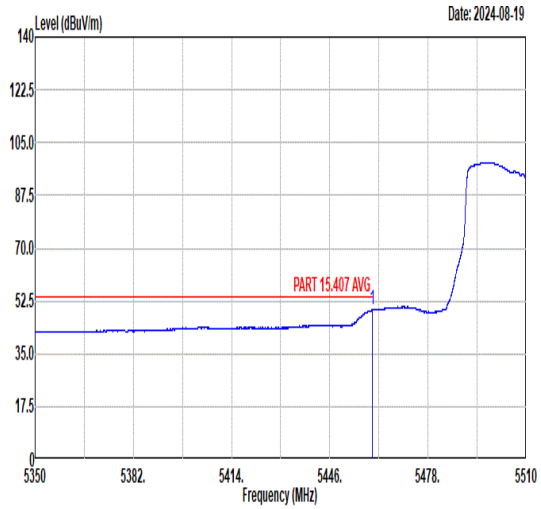

	Freq	Level	Limit Line	Margin (dB)	Read Level	Ant Factor	Cable Loss	Preamp Factor	APos	TPos	Remark
	MHz	dBuV/m	dBuV/m		dBuV	dB/m	dB	dB	cm	deg	
1	5459.84	49.60	54.00	-4.40	35.84	34.81	11.12	32.17	216	357	AVERAGE

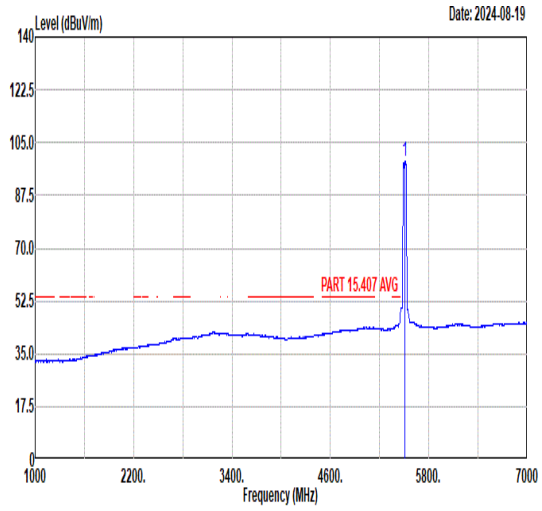

	Freq	Level	Limit Line	Margin (dB)	Read Level	Ant Factor	Cable Loss	Preamp Factor	APos	TPos	Remark
	MHz	dBuV/m	dBuV/m		dBuV	dB/m	dB	dB	cm	deg	
1	5510.00	98.94	------	------	84.99	34.82	11.35	32.22	216	357	AVERAGE

Mode	23	
	Band Edge - R	
	U-NII-2C_5.47-5.725_802.11be EHT40_CH102_Full_5510MHz	
ANT	CDD 9+15	
Pol.	Horizontal	Fundamental
Peak	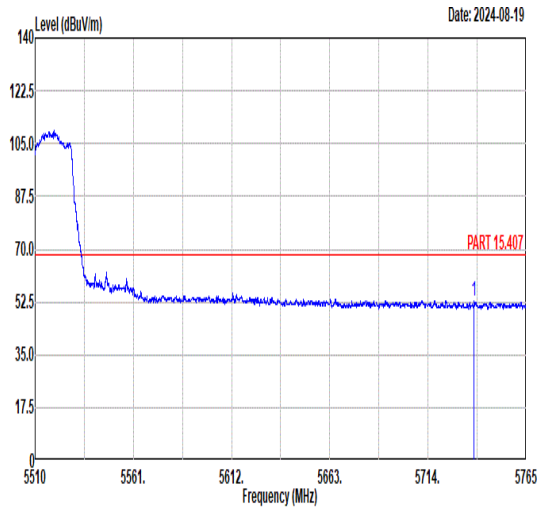	Blank

	Freq	Level	Limit Line	Margin	Read Level	Ant Factor	Cable Loss	Preamp Factor	APos	TPos	Remark
	MHz	dBuV/m	dBuV/m	(dB)	dBuV	dB/m	dB	dB	cm	deg	
1	5737.87	53.02	68.30	-15.28	38.64	35.13	11.65	32.40	216	357	PEAK

Mode	23	
	Band Edge - L	
	U-NII-2C_5.47-5.725_802.11be EHT40_CH102_Full_5510MHz	
ANT	CDD 9+15	
Pol.	Vertical	Fundamental

Peak

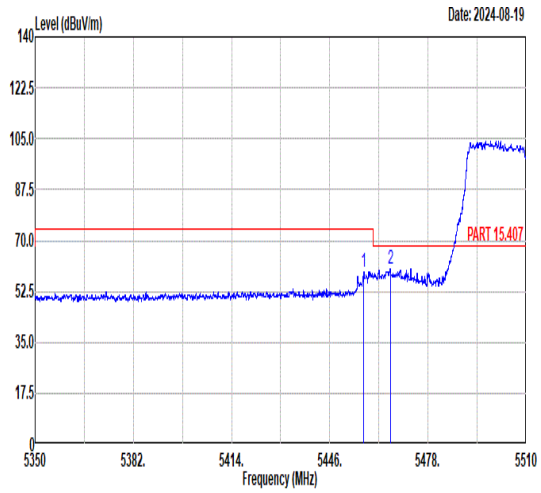

	Freq	Level	Limit Line	Margin	Read Level	Ant Factor	Cable Loss	Preamp Factor	APos	TPos	Remark
	MHz	dBuV/m	dBuV/m	(dB)	dBuV	dB/m	dB	dB	cm	deg	
1	5456.96	59.39	74.00	-14.61	45.63	34.81	11.11	32.16	369	360	PEAK
2	5465.76	60.42	68.30	-7.88	46.64	34.81	11.14	32.17	369	360	PEAK

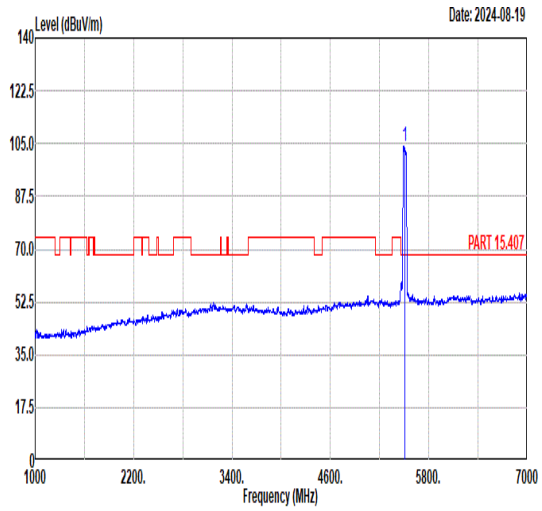

	Freq	Level	Limit Line	Margin	Read Level	Ant Factor	Cable Loss	Preamp Factor	APos	TPos	Remark
	MHz	dBuV/m	dBuV/m	(dB)	dBuV	dB/m	dB	dB	cm	deg	
1	5510.00	104.10	------	------	90.25	34.80	11.25	32.20	369	360	PEAK

Avg

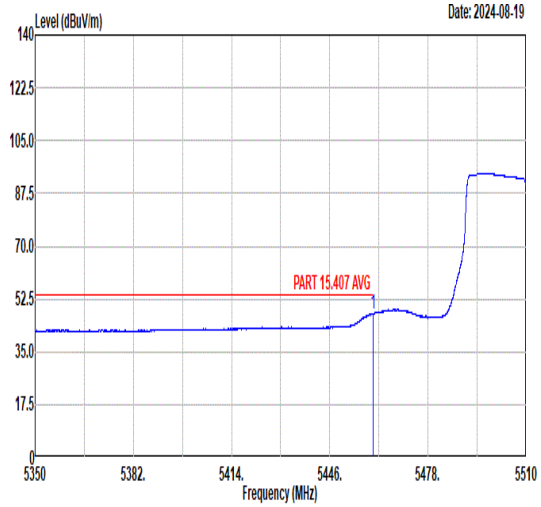

	Freq	Level	Limit Line	Margin	Read Level	Ant Factor	Cable Loss	Preamp Factor	APos	TPos	Remark
	MHz	dBuV/m	dBuV/m	(dB)	dBuV	dB/m	dB	dB	cm	deg	
1	5460.00	47.67	54.00	-6.33	33.91	34.81	11.12	32.17	369	360	AVERAGE

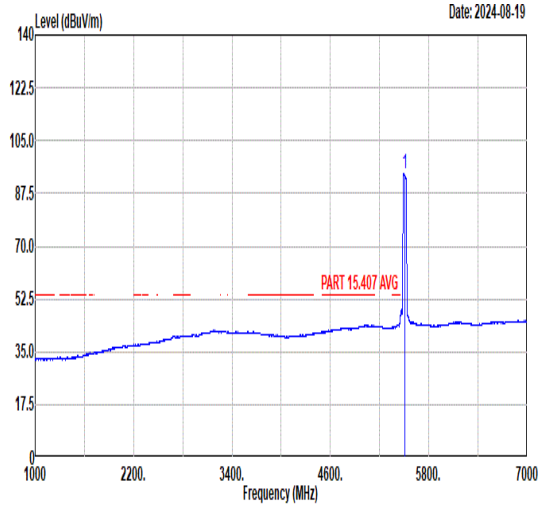

	Freq	Level	Limit Line	Margin	Read Level	Ant Factor	Cable Loss	Preamp Factor	APos	TPos	Remark
	MHz	dBuV/m	dBuV/m	(dB)	dBuV	dB/m	dB	dB	cm	deg	
1	5510.00	93.92	------	------	80.06	34.80	11.27	32.21	369	360	AVERAGE

Mode	23	
	Band Edge - R	
	U-NII-2C_5.47-5.725_802.11be EHT40_CH102_Full_5510MHz	
ANT	CDD 9+15	
Pol.	Vertical	Fundamental
Peak	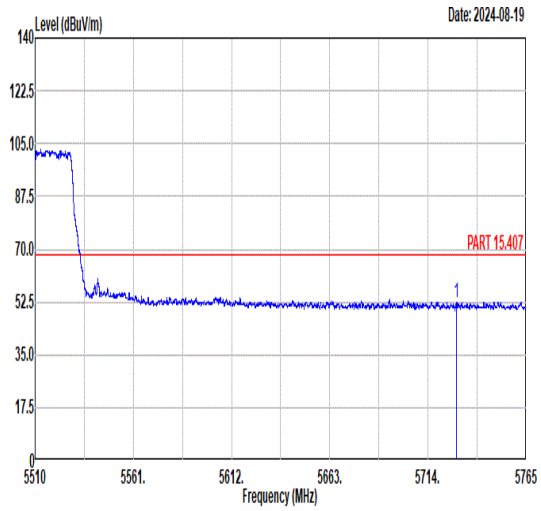	Blank

	Freq	Level	Limit Line	Margin (dB)	Read Level	Ant Factor	Cable Loss	Preamp Factor	APos	TPos	Remark
	MHz	dBuV/m	dBuV/m		dBuV	dB/m	dB	dB	cm	deg	
1	5728.94	52.56	68.30	-15.74	38.18	35.12	11.65	32.39	369	360	PEAK

Mode	24	
	Band Edge - L	
	U-NII-2C_5.47-5.725_802.11be EHT40_CH134_Full_5670MHz	
ANT	CDD 9+15	
Pol.	Horizontal	Fundamental

Peak

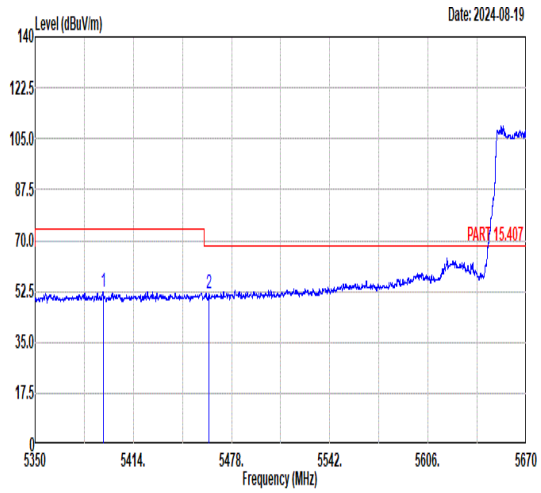

	Freq	Level	Limit Line	Margin	Read Level	Ant Factor	Cable Loss	Preamp Factor	APos	TPos	Remark
	MHz	dBuV/m	dBuV/m	(dB)	dBuV	dB/m	dB	dB	cm	deg	
1	5394.35	52.17	74.00	-21.83	38.52	34.82	10.91	32.08	232	117	PEAK
2	5463.15	51.73	68.30	-16.57	37.96	34.81	11.13	32.17	232	117	PEAK

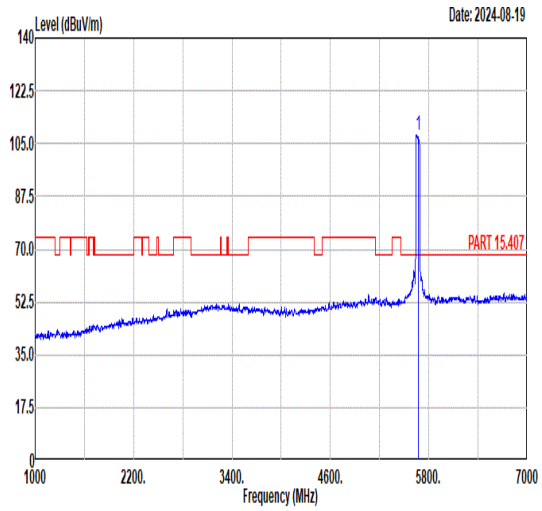

	Freq	Level	Limit Line	Margin	Read Level	Ant Factor	Cable Loss	Preamp Factor	APos	TPos	Remark
	MHz	dBuV/m	dBuV/m	(dB)	dBuV	dB/m	dB	dB	cm	deg	
1	5670.00	107.90	------	------	93.53	35.01	11.69	32.33	232	117	PEAK

Avg

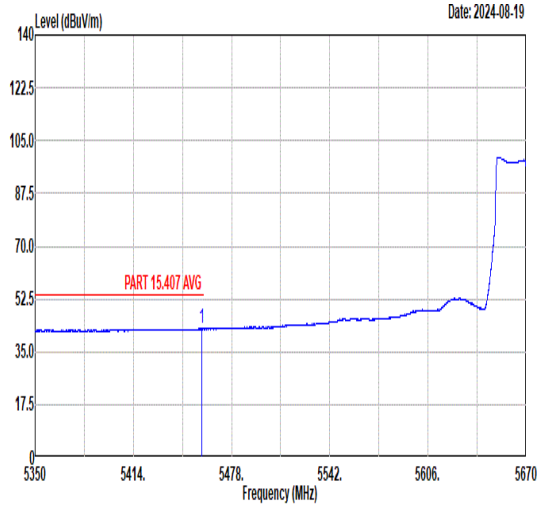

	Freq	Level	Limit Line	Margin	Read Level	Ant Factor	Cable Loss	Preamp Factor	APos	TPos	Remark
	MHz	dBuV/m	dBuV/m	(dB)	dBuV	dB/m	dB	dB	cm	deg	
1	5458.64	42.68	54.00	-11.32	28.92	34.81	11.11	32.16	232	117	AVERAGE

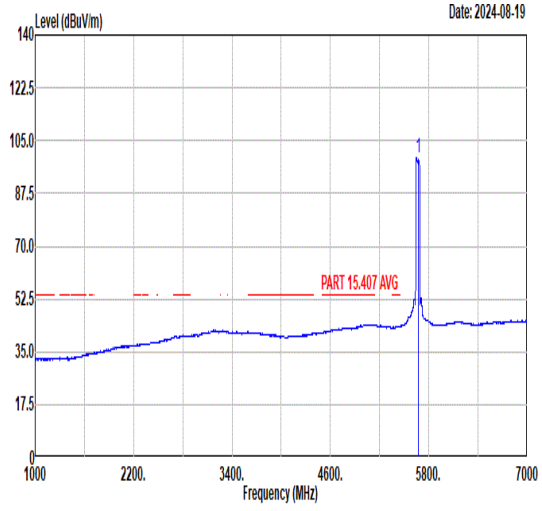

	Freq	Level	Limit Line	Margin	Read Level	Ant Factor	Cable Loss	Preamp Factor	APos	TPos	Remark
	MHz	dBuV/m	dBuV/m	(dB)	dBuV	dB/m	dB	dB	cm	deg	
1	5670.00	99.31	------	------	84.94	35.01	11.69	32.33	232	117	AVERAGE

Mode	24	
	Band Edge - R	
	U-NII-2C_5.47-5.725_802.11be EHT40_CH134_Full_5670MHz	
ANT	CDD 9+15	
Pol.	Horizontal	Fundamental
Peak	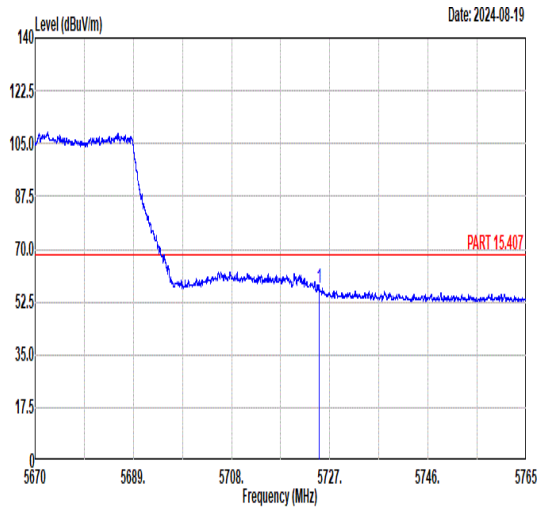 Freq Level Limit Line Margin (dB) Read Level Ant Factor Cable Loss Preamp Factor APos TPos Remark MHz dBuV/m dBuV/m dBuV dB/m dB dB cm deg 1 5725.01 56.97 68.30 -11.33 42.59 35.12 11.65 32.39 232 117 PEAK	Blank