Mode	24	
	Band Edge - L	
	U-NII-2C_5.47-5.725_802.11be EHT40_CH134_Full_5670MHz	
ANT	CDD 9+15	
Pol.	Vertical	Fundamental
Peak	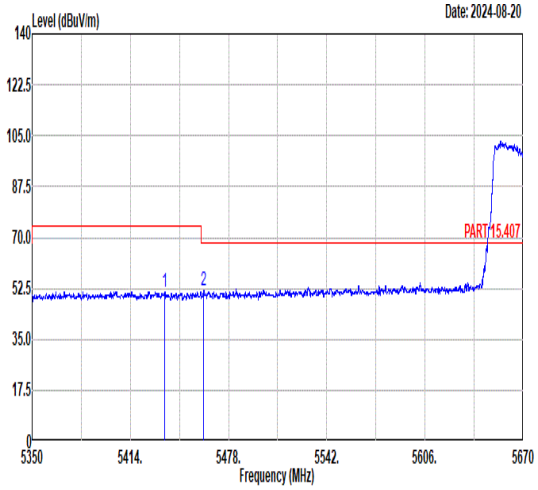 Freq Level Limit Line Margin (dB) Read Level Ant Factor Cable Loss Preamp Factor APos TPos Remark MHz dBuV/m dBuV/m dBuV dB/m dB dB cm deg 1 5436.56 51.49 74.00 -22.51 37.80 34.81 11.02 32.14 393 3 PEAK 2 5461.84 51.86 68.30 -16.44 38.09 34.81 11.13 32.17 393 3 PEAK	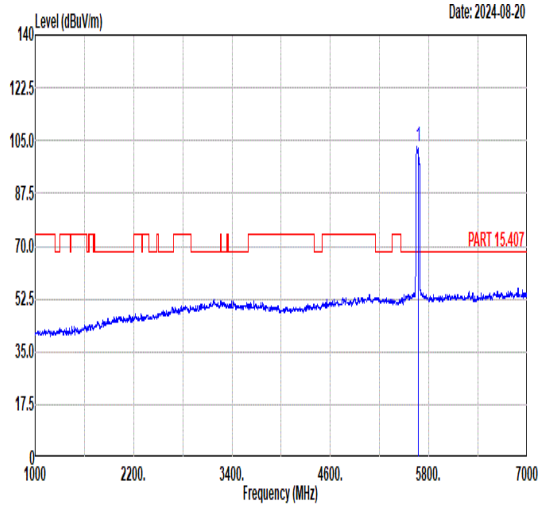 Freq Level Limit Line Margin (dB) Read Level Ant Factor Cable Loss Preamp Factor APos TPos Remark MHz dBuV/m dBuV/m dBuV dB/m dB dB cm deg 1 5670.00 103.21 ------ ------ 88.84 35.01 11.69 32.33 393 3 PEAK
Avg	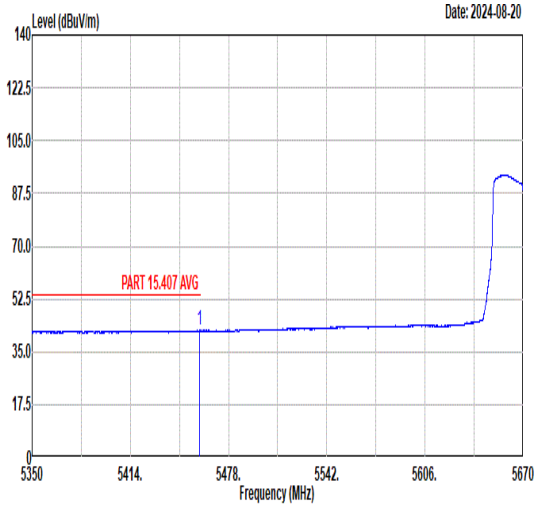 Freq Level Limit Line Margin (dB) Read Level Ant Factor Cable Loss Preamp Factor APos TPos Remark MHz dBuV/m dBuV/m dBuV dB/m dB dB cm deg 1 5459.28 42.06 54.00 -11.94 28.29 34.81 11.12 32.16 393 3 AVERAGE	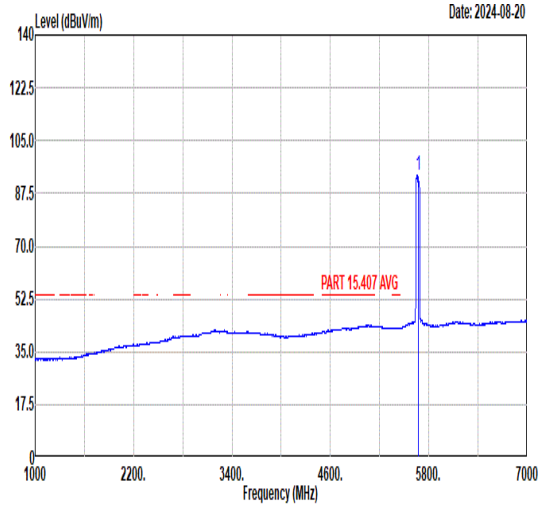 Freq Level Limit Line Margin (dB) Read Level Ant Factor Cable Loss Preamp Factor APos TPos Remark MHz dBuV/m dBuV/m dBuV dB/m dB dB cm deg 1 5670.00 93.45 ------ ------ 79.08 35.01 11.69 32.33 393 3 AVERAGE

Mode	24	
	Band Edge - R	
	U-NII-2C_5.47-5.725_802.11be EHT40_CH134_Full_5670MHz	
ANT	CDD 9+15	
Pol.	Vertical	Fundamental
Peak	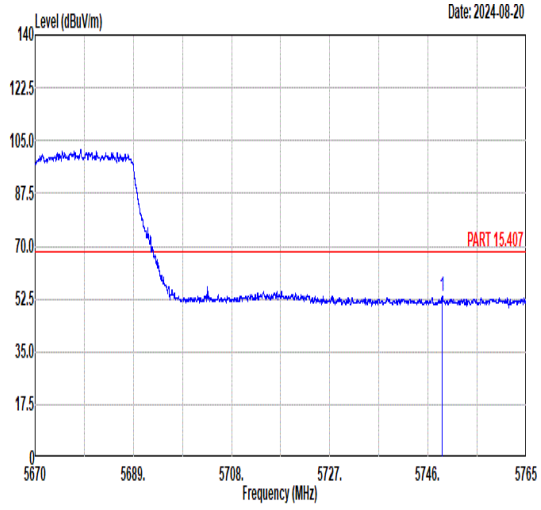 Freq Level Limit Line Margin (dB) Read Level Ant Factor Cable Loss Preamp Factor APos TPos Remark MHz dBuV/m dBuV/m dBuV dB/m dB dB cm deg 1 5748.72 53.40 68.30 -14.90 39.01 35.15 11.64 32.40 393 3 PEAK	Blank

Mode	25	
	Band Edge - L	
	U-NII-1_5.15-5.25_802.11be EHT80_CH42_Full_5210MHz	
ANT	CDD 9+15	
Pol.	Horizontal	Fundamental
Peak	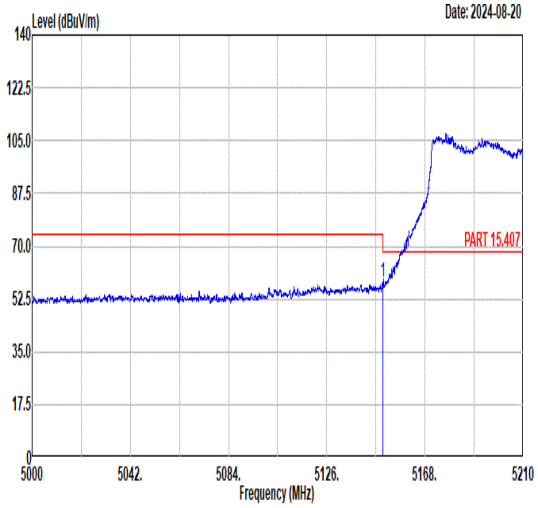 Freq Level Limit Line Margin (dB) Read Level Ant Factor Cable Loss Preamp Factor APos TPos Remark 1 5149.84 58.02 74.00 -15.98 43.84 34.87 11.09 31.78 341 122 PEAK	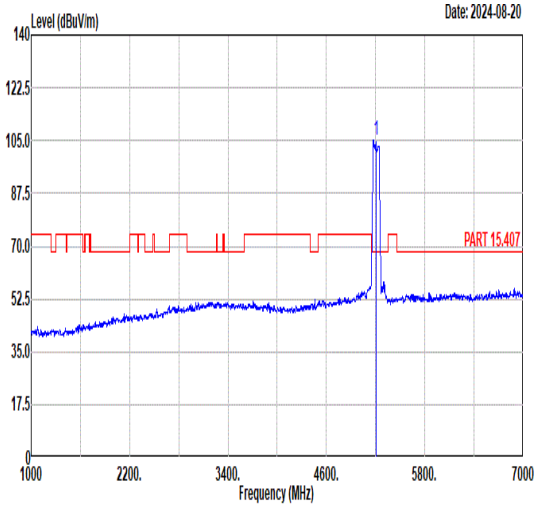 Freq Level Limit Line Margin (dB) Read Level Ant Factor Cable Loss Preamp Factor APos TPos Remark 1 5210.00 105.27 ------ ------ 91.14 34.87 11.07 31.81 341 122 PEAK
Avg	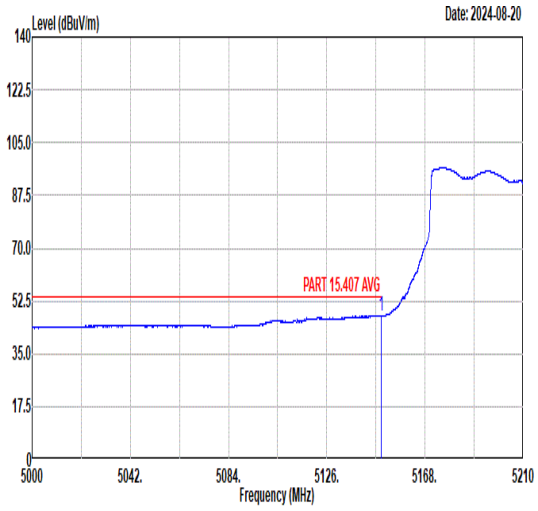 Freq Level Limit Line Margin (dB) Read Level Ant Factor Cable Loss Preamp Factor APos TPos Remark 1 5149.44 47.66 54.00 -6.34 33.48 34.87 11.09 31.78 341 122 AVERAGE	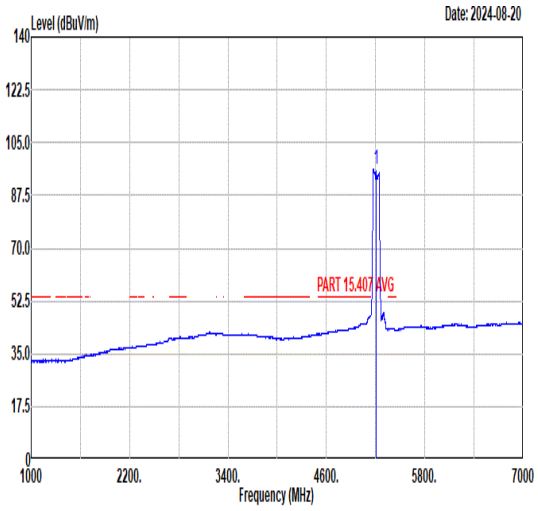 Freq Level Limit Line Margin (dB) Read Level Ant Factor Cable Loss Preamp Factor APos TPos Remark 1 5210.00 96.38 ------ ------ 82.25 34.87 11.07 31.81 341 122 AVERAGE

Mode	25	
	Band Edge - R	
	U-NII-1_5.15-5.25_802.11be EHT80_CH42_Full_5210MHz	
ANT	CDD 9+15	
Pol.	Horizontal	Fundamental
Peak	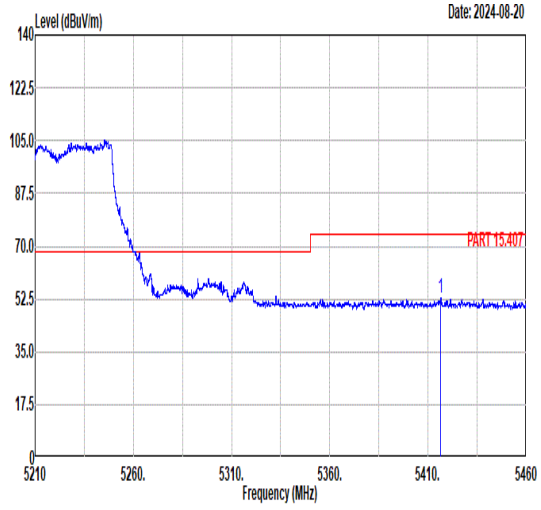 Freq Level Limit Line Margin (dB) Read Level Ant Factor Cable Loss Preamp Factor APos TPos Remark MHz dBuV/m dBuV/m dBuV dB/m dB dB cm deg 1 5416.38 52.91 74.00 -21.09 39.26 34.82 10.94 32.11 341 122 PEAK	Blank
Avg	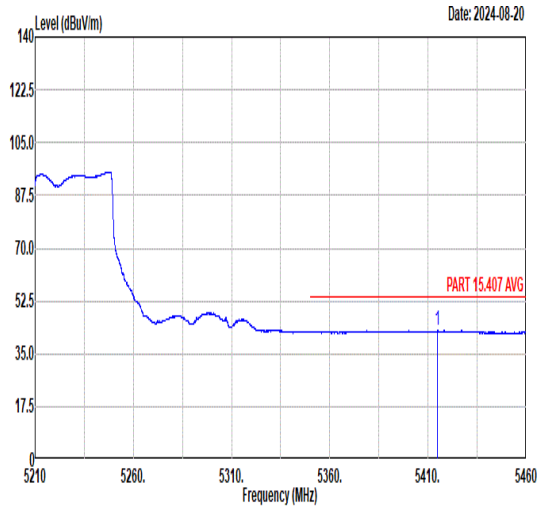 Freq Level Limit Line Margin (dB) Read Level Ant Factor Cable Loss Preamp Factor APos TPos Remark MHz dBuV/m dBuV/m dBuV dB/m dB dB cm deg 1 5414.88 42.95 54.00 -11.05 29.31 34.82 10.93 32.11 341 122 AVERAGE	Blank

Mode	25	
	Band Edge - L	
	U-NII-1_5.15-5.25_802.11be EHT80_CH42_Full_5210MHz	
ANT	CDD 9+15	
Pol.	Vertical	Fundamental
Peak	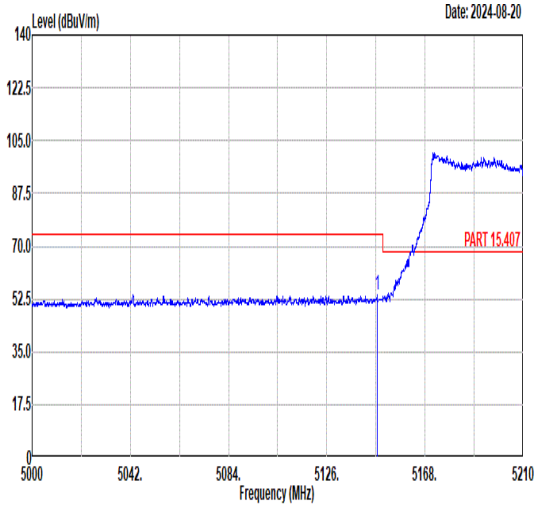 Freq Level Limit Line Margin (dB) Read Level Ant Factor Cable Loss Preamp Factor APos TPos Remark MHz dBuV/m dBuV/m dBuV dB/m dB dB cm deg 1 5147.55 54.07 74.00 -19.93 39.89 34.87 11.09 31.78 393 1 PEAK	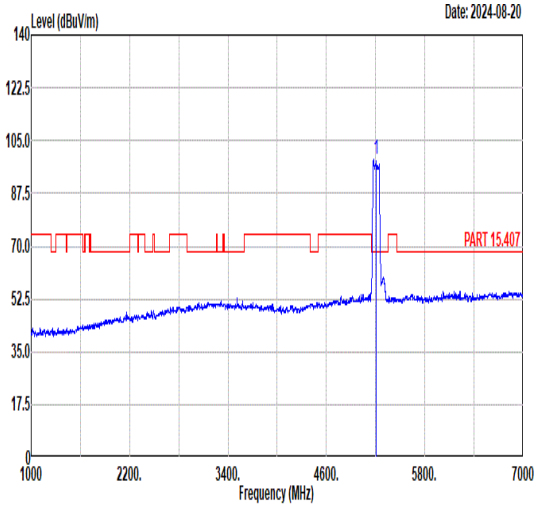 Freq Level Limit Line Margin (dB) Read Level Ant Factor Cable Loss Preamp Factor APos TPos Remark MHz dBuV/m dBuV/m dBuV dB/m dB dB cm deg 1 5210.00 98.53 ------ ------ 84.40 34.87 11.07 31.81 393 1 PEAK
Avg	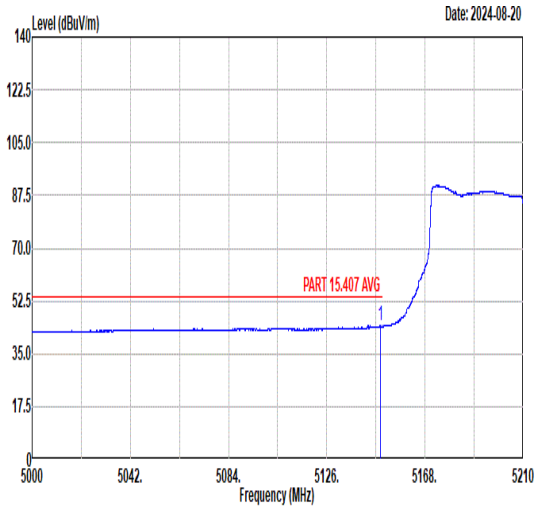 Freq Level Limit Line Margin (dB) Read Level Ant Factor Cable Loss Preamp Factor APos TPos Remark MHz dBuV/m dBuV/m dBuV dB/m dB dB cm deg 1 5148.79 44.19 54.00 -9.81 30.01 34.87 11.09 31.78 393 1 AVERAGE	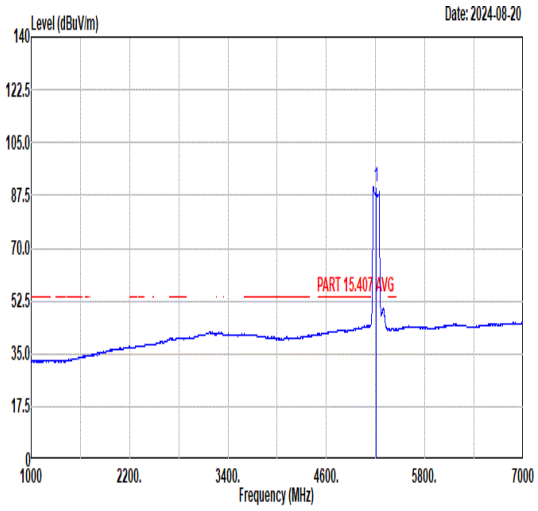 Freq Level Limit Line Margin (dB) Read Level Ant Factor Cable Loss Preamp Factor APos TPos Remark MHz dBuV/m dBuV/m dBuV dB/m dB dB cm deg 1 5210.00 90.55 ------ ------ 76.42 34.87 11.07 31.81 393 1 AVERAGE

Mode	25	
	Band Edge - R	
	U-NII-1_5.15-5.25_802.11be EHT80_CH42_Full_5210MHz	
ANT	CDD 9+15	
Pol.	Vertical	Fundamental
Peak	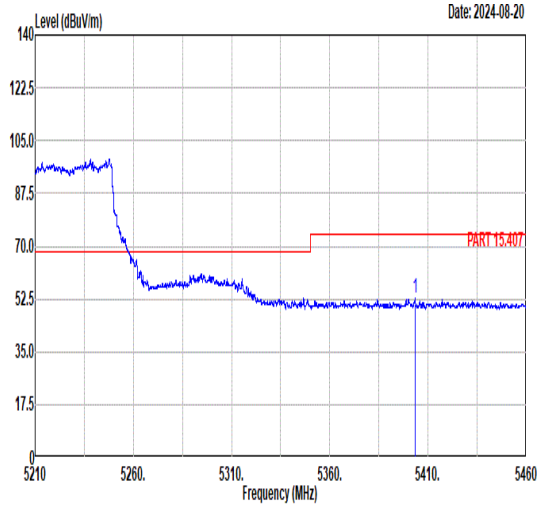 Freq Level Limit Line Margin (dB) Read Level Ant Factor Cable Loss Preamp Factor APos TPos Remark MHz dBuV/m dBuV/m dBuV dB/m dB dB cm deg 1 5403.38 52.71 74.00 -21.29 39.09 34.82 10.90 32.10 393 1 PEAK	Blank
Avg	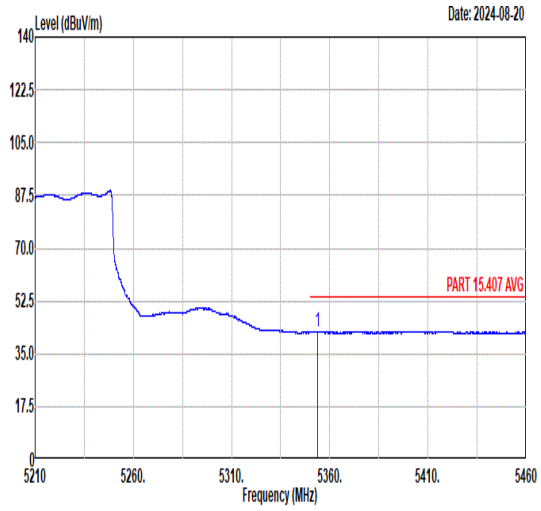 Freq Level Limit Line Margin (dB) Read Level Ant Factor Cable Loss Preamp Factor APos TPos Remark MHz dBuV/m dBuV/m dBuV dB/m dB dB cm deg 1 5353.65 42.53 54.00 -11.47 28.79 34.83 10.94 32.03 393 1 AVERAGE	Blank

Mode	26	
	Band Edge - L	
	U-NII-2A_5.25-5.35_802.11be EHT80_CH58_Full_5290MHz	
ANT	CDD 9+15	
Pol.	Horizontal	Fundamental
Peak	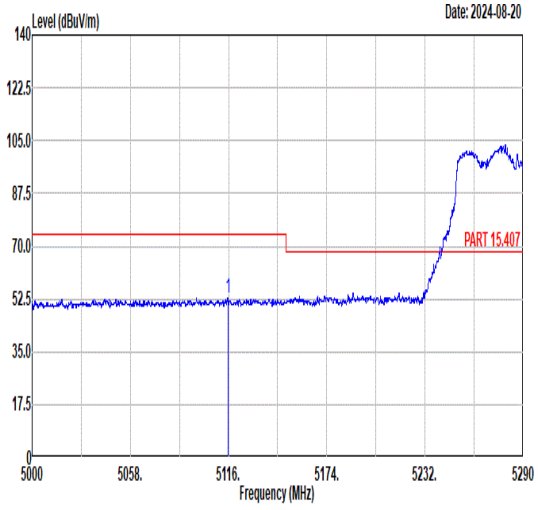 Freq Level Limit Line Margin (dB) Read Level Ant Factor Cable Loss Preamp Factor APos TPos Remark MHz dBuV/m dBuV/m dBuV dB/m dB dB cm deg 1 5115.59 53.02 74.00 -20.98 38.78 34.88 11.10 31.74 257 319 PEAK	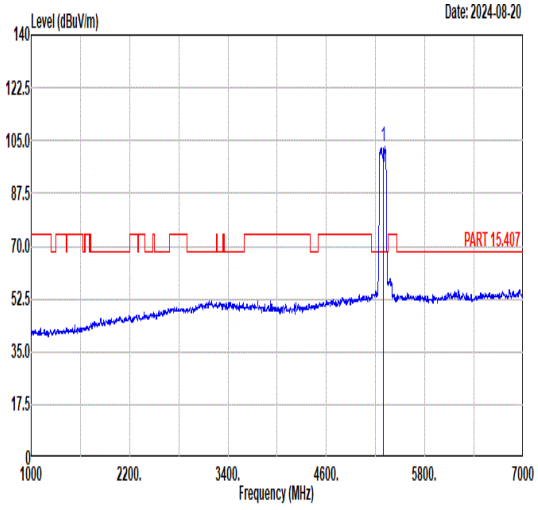 Freq Level Limit Line Margin (dB) Read Level Ant Factor Cable Loss Preamp Factor APos TPos Remark MHz dBuV/m dBuV/m dBuV dB/m dB dB cm deg 1 5290.00 102.83 ------ ------ 89.00 34.84 10.97 31.98 257 319 PEAK
Avg	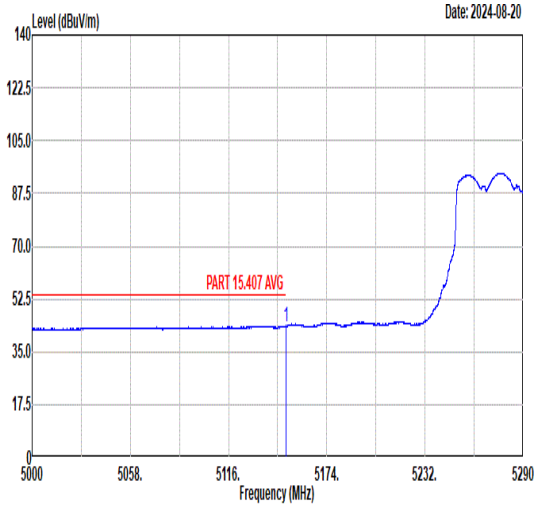 Freq Level Limit Line Margin (dB) Read Level Ant Factor Cable Loss Preamp Factor APos TPos Remark MHz dBuV/m dBuV/m dBuV dB/m dB dB cm deg 1 5149.99 43.53 54.00 -10.47 29.36 34.87 11.08 31.78 257 319 AVERAGE	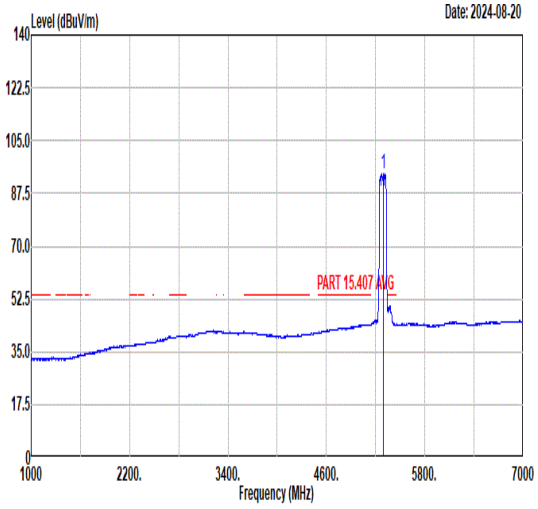 Freq Level Limit Line Margin (dB) Read Level Ant Factor Cable Loss Preamp Factor APos TPos Remark MHz dBuV/m dBuV/m dBuV dB/m dB dB cm deg 1 5290.00 94.19 ------ ------ 80.37 34.84 10.97 31.99 257 319 AVERAGE

Mode	26	
	Band Edge - R	
	U-NII-2A_5.25-5.35_802.11be EHT80_CH58_Full_5290MHz	
ANT	CDD 9+15	
Pol.	Horizontal	Fundamental
Peak	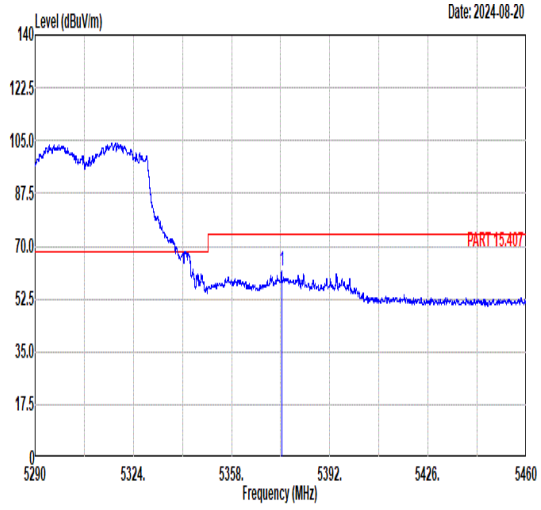 Freq Level Limit Line Margin (dB) Read Level Ant Factor Cable Loss Preamp Factor APos TPos Remark MHz dBuV/m dBuV/m dBuV dB/m dB dB cm deg 1 5375.43 61.57 74.00 -12.43 47.89 34.82 10.92 32.06 257 319 PEAK	Blank
Avg	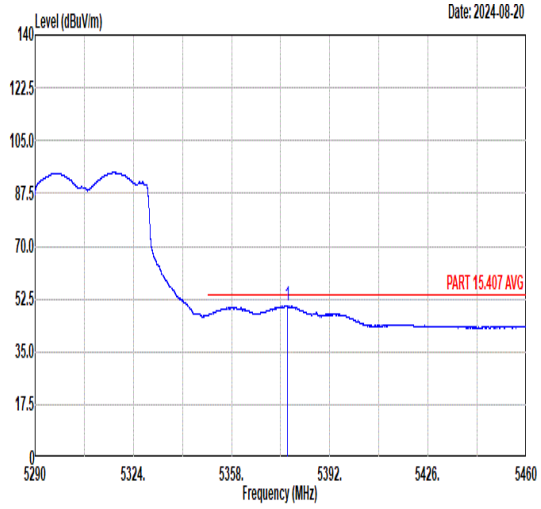 Freq Level Limit Line Margin (dB) Read Level Ant Factor Cable Loss Preamp Factor APos TPos Remark MHz dBuV/m dBuV/m dBuV dB/m dB dB cm deg 1 5377.30 50.21 54.00 -3.79 36.53 34.82 10.92 32.06 257 319 AVERAGE	Blank

Mode	26	
	Band Edge - L	
	U-NII-2A_5.25-5.35_802.11be EHT80_CH58_Full_5290MHz	
ANT	CDD 9+15	
Pol.	Vertical	Fundamental
Peak	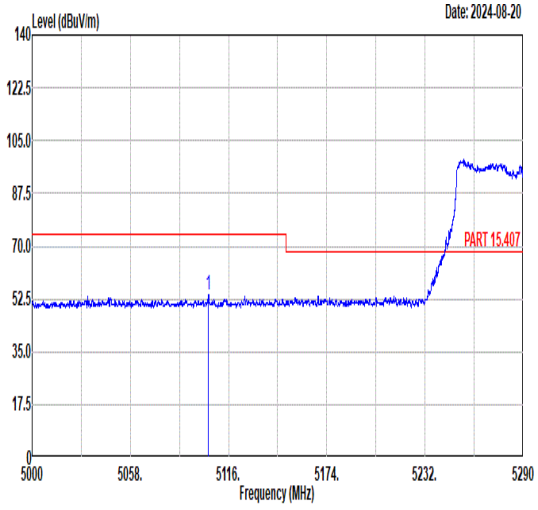 Freq Level Limit Line Margin (dB) Read Level Ant Factor Cable Loss Preamp Factor APos TPos Remark MHz dBuV/m dBuV/m dBuV dB/m dB dB cm deg 1 5104.23 54.04 74.00 -19.96 39.77 34.88 11.11 31.72 300 349 PEAK	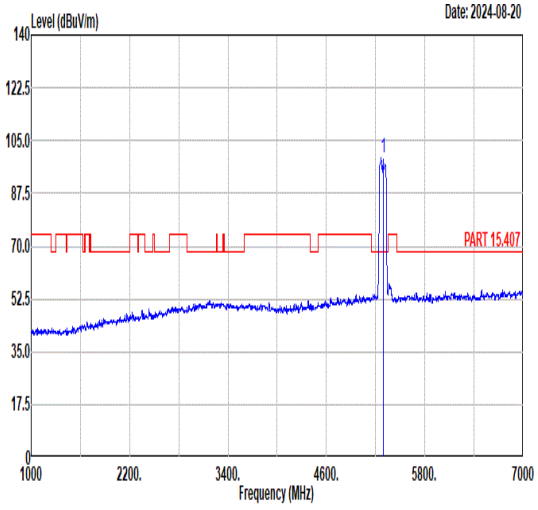 Freq Level Limit Line Margin (dB) Read Level Ant Factor Cable Loss Preamp Factor APos TPos Remark MHz dBuV/m dBuV/m dBuV dB/m dB dB cm deg 1 5290.00 99.16 ------ ------ 85.22 34.85 11.01 31.92 300 349 PEAK
Avg	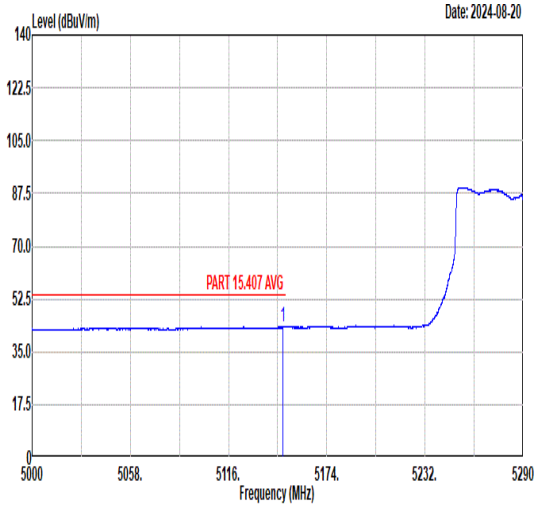 Freq Level Limit Line Margin (dB) Read Level Ant Factor Cable Loss Preamp Factor APos TPos Remark MHz dBuV/m dBuV/m dBuV dB/m dB dB cm deg 1 5148.05 43.30 54.00 -10.70 29.12 34.87 11.09 31.78 300 349 AVERAGE	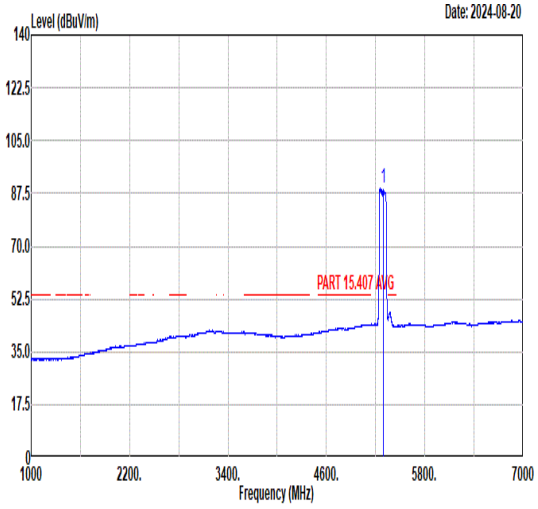 Freq Level Limit Line Margin (dB) Read Level Ant Factor Cable Loss Preamp Factor APos TPos Remark MHz dBuV/m dBuV/m dBuV dB/m dB dB cm deg 1 5290.00 89.10 ------ ------ 75.14 34.85 11.02 31.91 300 349 AVERAGE

Mode	26	
	Band Edge - R	
	U-NII-2A_5.25-5.35_802.11be EHT80_CH58_Full_5290MHz	
ANT	CDD 9+15	
Pol.	Vertical	Fundamental
Peak	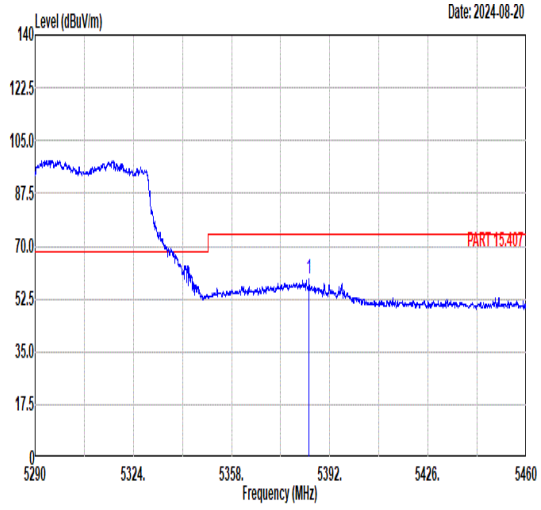 Freq Level Limit Line Margin (dB) Read Level Ant Factor Cable Loss Preamp Factor APos TPos Remark MHz dBuV/m dBuV/m dBuV dB/m dB dB cm deg 1 5384.79 59.02 74.00 -14.98 45.35 34.82 10.92 32.07 300 349 PEAK	Blank
Avg	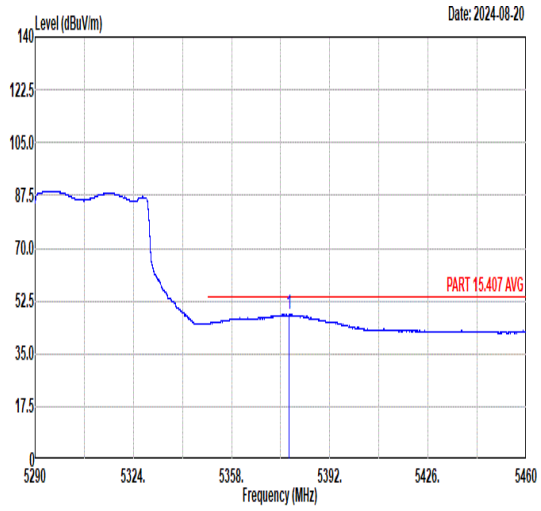 Freq Level Limit Line Margin (dB) Read Level Ant Factor Cable Loss Preamp Factor APos TPos Remark MHz dBuV/m dBuV/m dBuV dB/m dB dB cm deg 1 5377.98 48.04 54.00 -5.96 34.36 34.82 10.92 32.06 300 349 AVERAGE	Blank

Mode	27	
	Band Edge - L	
	U-NII-2C_5.47-5.725_802.11be EHT80_CH106_Full_5530MHz	
ANT	CDD 9+15	
Pol.	Horizontal	Fundamental
Peak	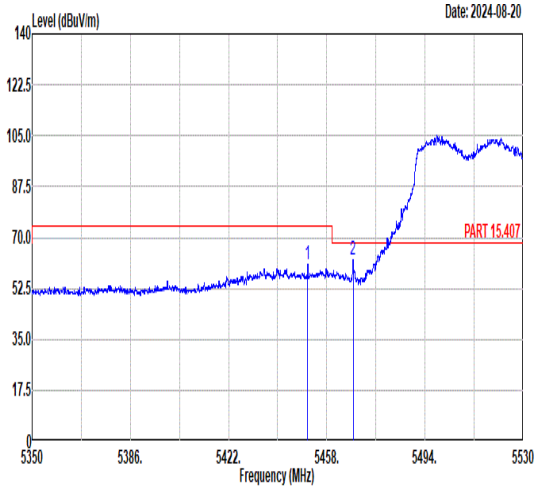 Freq Level Limit Line Margin Read Level Ant Factor Cable Loss Preamp Factor APos TPos Remark MHz dBuV/m dBuV/m dB dBuV dB/m dB dB cm deg 1 5450.89 60.85 74.00 -13.15 47.11 34.81 11.08 32.15 370 326 PEAK 2 5467.63 62.21 68.30 -6.09 48.42 34.81 11.15 32.17 370 326 PEAK	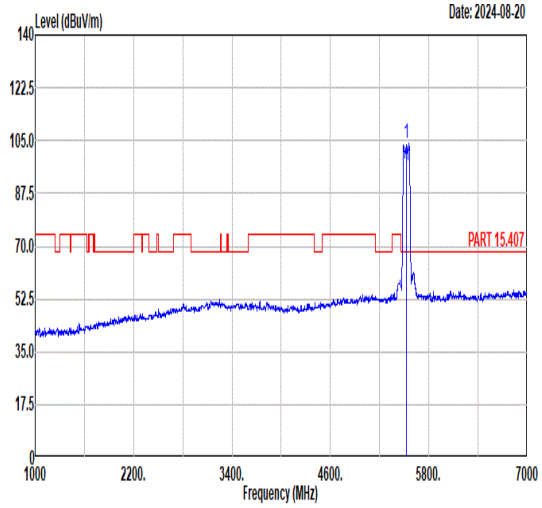 Freq Level Limit Line Margin Read Level Ant Factor Cable Loss Preamp Factor APos TPos Remark MHz dBuV/m dBuV/m dB dBuV dB/m dB dB cm deg 1 5530.00 104.27 ------ ------ 90.12 34.88 11.52 32.25 370 326 PEAK
Avg	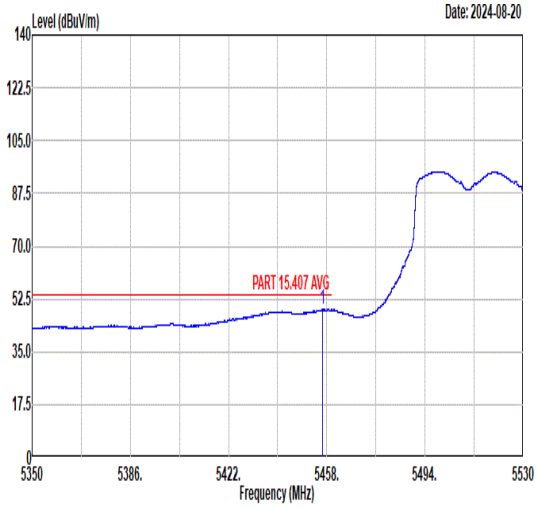 Freq Level Limit Line Margin Read Level Ant Factor Cable Loss Preamp Factor APos TPos Remark MHz dBuV/m dBuV/m dB dBuV dB/m dB dB cm deg 1 5456.45 49.07 54.00 -4.93 35.31 34.81 11.11 32.16 370 326 AVERAGE	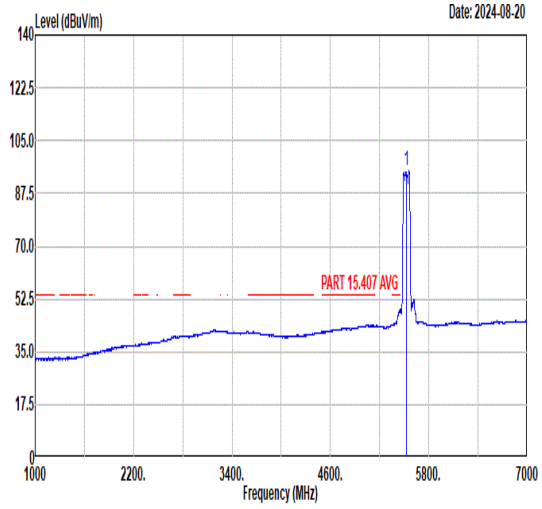 Freq Level Limit Line Margin Read Level Ant Factor Cable Loss Preamp Factor APos TPos Remark MHz dBuV/m dBuV/m dB dBuV dB/m dB dB cm deg 1 5530.00 94.85 ------ ------ 80.70 34.88 11.52 32.25 370 326 AVERAGE

Mode	27	
	Band Edge - R	
	U-NII-2C_5.47-5.725_802.11be EHT80_CH106_Full_5530MHz	
ANT	CDD 9+15	
Pol.	Horizontal	Fundamental
Peak	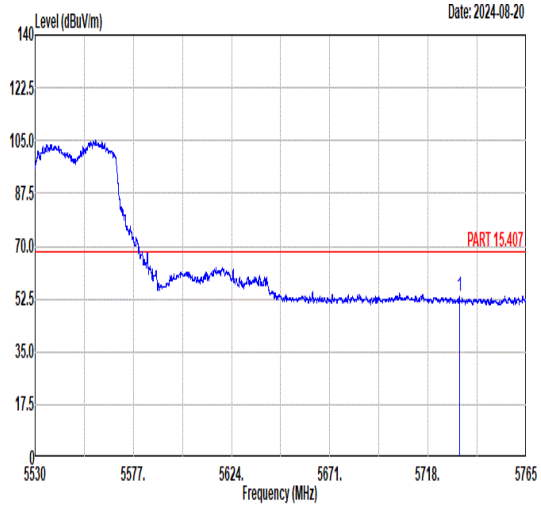 Freq Level Limit Line Margin Read Level Ant Factor Cable Loss Preamp Factor APos TPos Remark MHz dBuV/m dBuV/m dB dBuV dB/m dB dB cm deg 1 5732.95 53.47 68.30 -14.83 39.08 35.13 11.65 32.39 370 326 PEAK	Blank

Mode	27	
	Band Edge - L	
	U-NII-2C_5.47-5.725_802.11be EHT80_CH106_Full_5530MHz	
ANT	CDD 9+15	
Pol.	Vertical	Fundamental
Peak	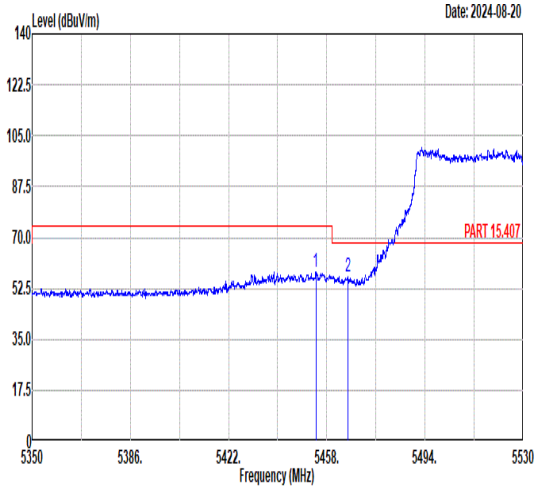 Freq Level Limit Line Margin Read Level Ant Factor Cable Loss Preamp Factor APos TPos Remark MHz dBuV/m dBuV/m dB dBuV dB/m dB dB cm deg 1 5453.97 58.24 74.00 -15.76 44.49 34.81 11.10 32.16 388 12 PEAK 2 5465.67 56.59 68.30 -11.71 42.81 34.81 11.14 32.17 388 12 PEAK	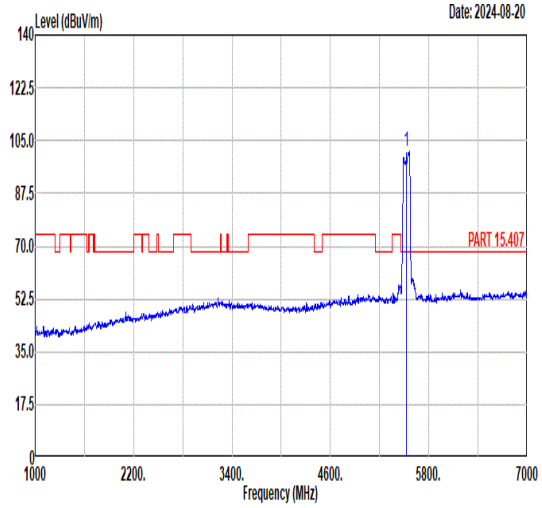 Freq Level Limit Line Margin Read Level Ant Factor Cable Loss Preamp Factor APos TPos Remark MHz dBuV/m dBuV/m dB dBuV dB/m dB dB cm deg 1 5530.00 101.25 ------ ------ 87.07 34.89 11.55 32.26 388 12 PEAK
Avg	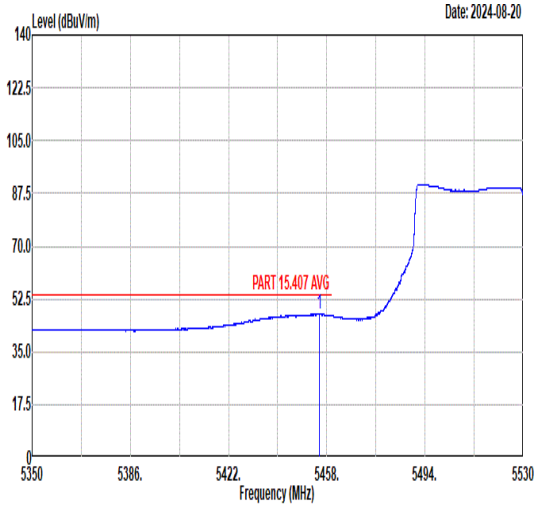 Freq Level Limit Line Margin Read Level Ant Factor Cable Loss Preamp Factor APos TPos Remark MHz dBuV/m dBuV/m dB dBuV dB/m dB dB cm deg 1 5455.21 47.61 54.00 -6.39 33.86 34.81 11.10 32.16 388 12 AVERAGE	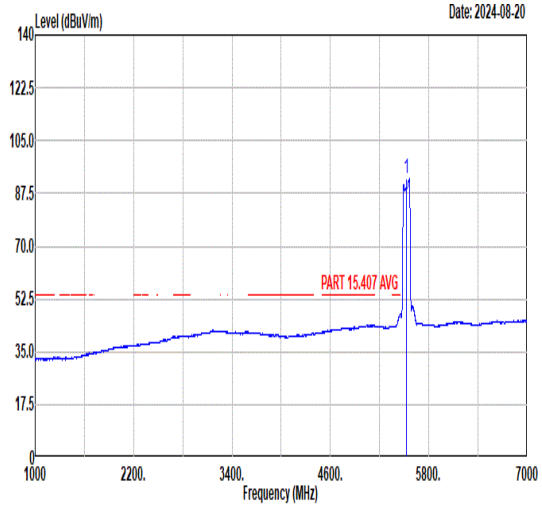 Freq Level Limit Line Margin Read Level Ant Factor Cable Loss Preamp Factor APos TPos Remark MHz dBuV/m dBuV/m dB dBuV dB/m dB dB cm deg 1 5530.00 92.33 ------ ------ 78.15 34.89 11.55 32.26 388 12 AVERAGE

Mode	27	
	Band Edge - R	
	U-NII-2C_5.47-5.725_802.11be EHT80_CH106_Full_5530MHz	
ANT	CDD 9+15	
Pol.	Vertical	Fundamental
Peak	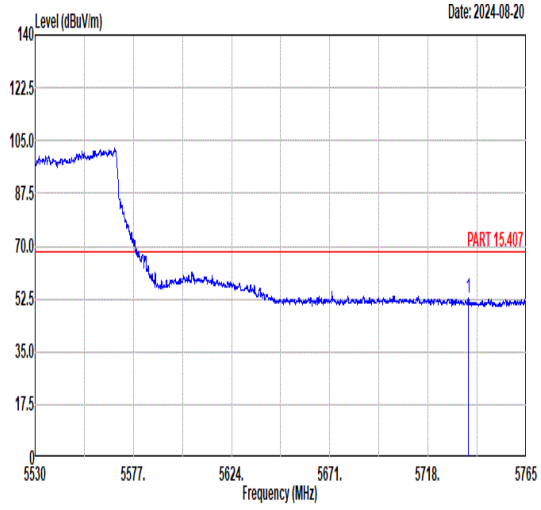 Freq Level Limit Line Margin Read Level Ant Factor Cable Loss Preamp Factor APos TPos Remark MHz dBuV/m dBuV/m dB dBuV dB/m dB dB cm deg 1 5737.15 52.82 68.30 -15.48 38.44 35.13 11.65 32.40 388 12 PEAK	Blank

Mode	28	
	Band Edge - L	
	U-NII-2C_5.47-5.725_802.11be EHT80_CH122_Full_5610MHz	
ANT	CDD 9+15	
Pol.	Horizontal	Fundamental
Peak	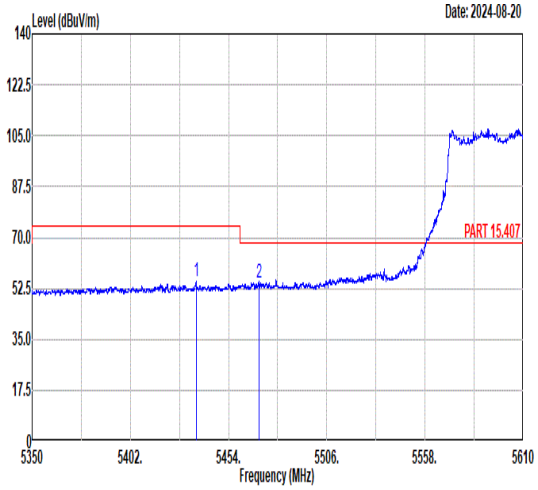 Freq Level Limit Line Margin (dB) Read Level Ant Factor Cable Loss Preamp Factor APos TPos Remark MHz dBuV/m dBuV/m dBuV dB/m dB dB cm deg 1 5436.97 54.80 74.00 -19.20 41.11 34.81 11.02 32.14 231 117 PEAK 2 5469.99 54.60 68.30 -13.70 40.81 34.81 11.16 32.18 231 117 PEAK	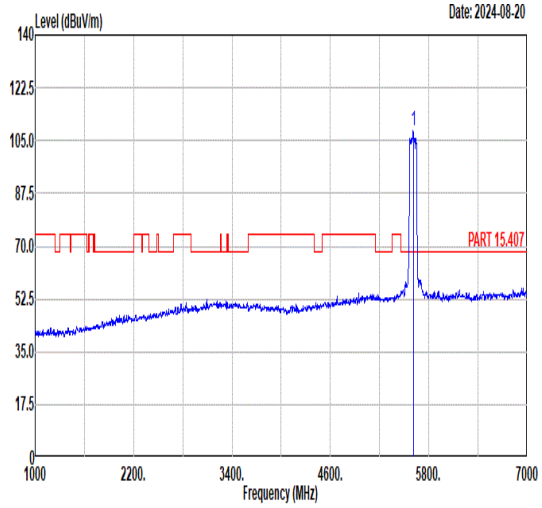 Freq Level Limit Line Margin (dB) Read Level Ant Factor Cable Loss Preamp Factor APos TPos Remark MHz dBuV/m dBuV/m dBuV dB/m dB dB cm deg 1 5610.00 108.55 ------ ------ 94.18 34.95 11.71 32.29 231 117 PEAK
Avg	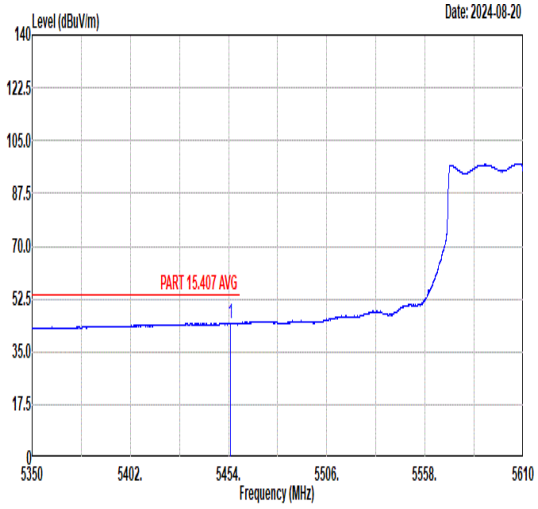 Freq Level Limit Line Margin (dB) Read Level Ant Factor Cable Loss Preamp Factor APos TPos Remark MHz dBuV/m dBuV/m dBuV dB/m dB dB cm deg 1 5455.17 44.48 54.00 -9.52 30.73 34.81 11.10 32.16 231 117 AVERAGE	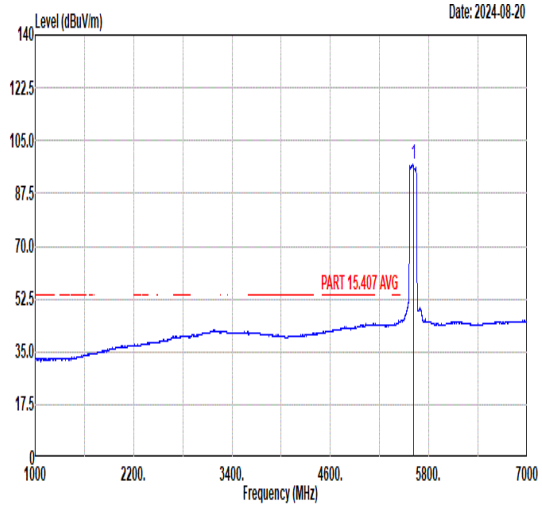 Freq Level Limit Line Margin (dB) Read Level Ant Factor Cable Loss Preamp Factor APos TPos Remark MHz dBuV/m dBuV/m dBuV dB/m dB dB cm deg 1 5610.00 97.15 ------ ------ 82.78 34.95 11.71 32.29 231 117 AVERAGE

Mode	28	
	Band Edge - R	
	U-NII-2C_5.47-5.725_802.11be EHT80_CH122_Full_5610MHz	
ANT	CDD 9+15	
Pol.	Horizontal	Fundamental
Peak	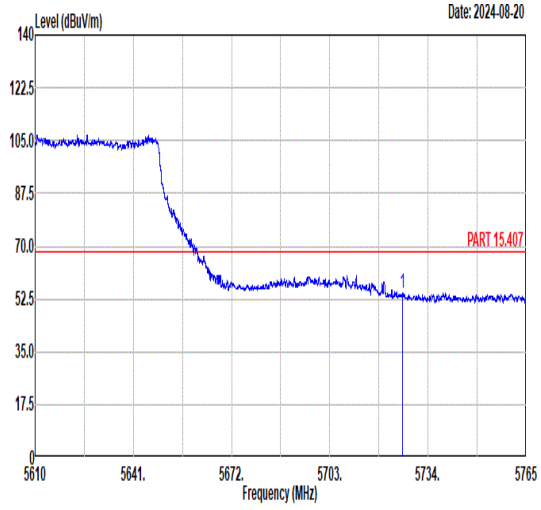 Freq Level Limit Line Margin (dB) Read Level Ant Factor Cable Loss Preamp Factor APos TPos Remark MHz dBuV/m dBuV/m dBuV dB/m dB dB cm deg 1 5726.03 54.63 68.30 -13.67 40.25 35.12 11.65 32.39 231 117 PEAK	Blank

Mode	28	
	Band Edge - L	
	U-NII-2C_5.47-5.725_802.11be EHT80_CH122_Full_5610MHz	
ANT	CDD 9+15	
Pol.	Vertical	Fundamental
Peak	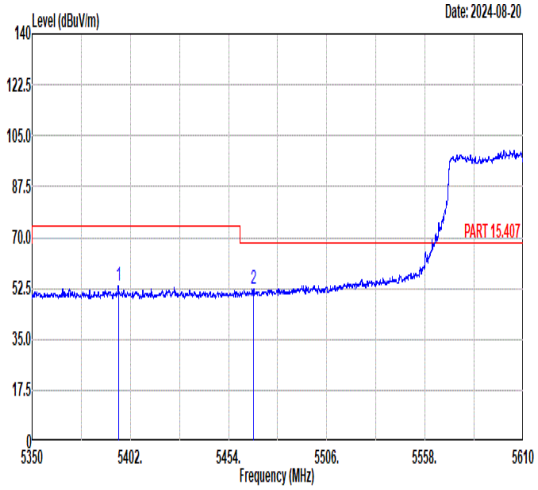 Freq Level Limit Line Margin (dB) Read Level Ant Factor Cable Loss Preamp Factor APos TPos Remark MHz dBuV/m dBuV/m dBuV dB/m dB dB cm deg 1 5395.63 53.30 74.00 -20.70 39.66 34.82 10.91 32.09 381 19 PEAK 2 5467.39 52.54 68.30 -15.76 38.75 34.81 11.15 32.17 381 19 PEAK	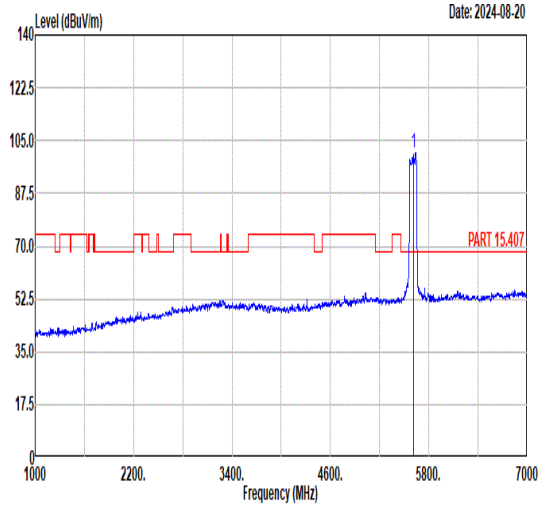 Freq Level Limit Line Margin (dB) Read Level Ant Factor Cable Loss Preamp Factor APos TPos Remark MHz dBuV/m dBuV/m dBuV dB/m dB dB cm deg 1 5610.00 100.97 ------ ------ 86.60 35.00 11.69 32.32 381 19 PEAK
Avg	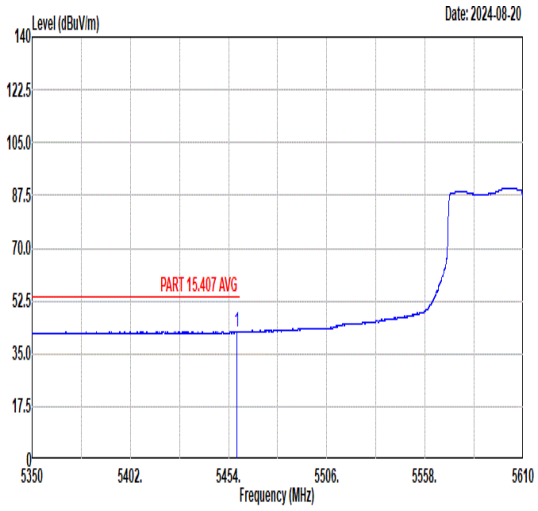 Freq Level Limit Line Margin (dB) Read Level Ant Factor Cable Loss Preamp Factor APos TPos Remark MHz dBuV/m dBuV/m dBuV dB/m dB dB cm deg 1 5458.32 42.42 54.00 -11.58 28.66 34.81 11.11 32.16 381 19 AVERAGE	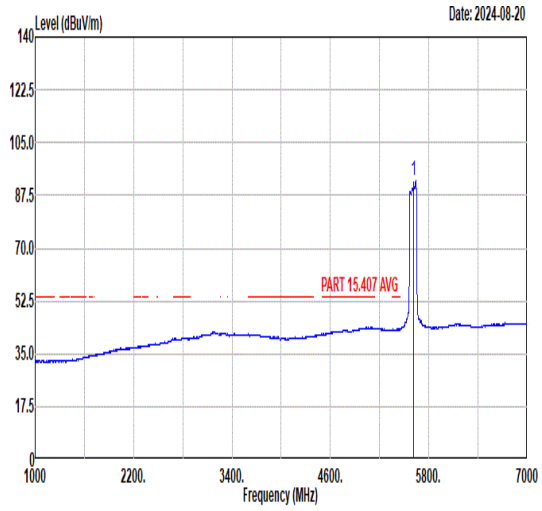 Freq Level Limit Line Margin (dB) Read Level Ant Factor Cable Loss Preamp Factor APos TPos Remark MHz dBuV/m dBuV/m dBuV dB/m dB dB cm deg 1 5610.00 92.42 ------ ------ 78.05 35.00 11.69 32.32 381 19 AVERAGE

Mode	28	
	Band Edge - R	
	U-NII-2C_5.47-5.725_802.11be EHT80_CH122_Full_5610MHz	
ANT	CDD 9+15	
Pol.	Vertical	Fundamental
Peak	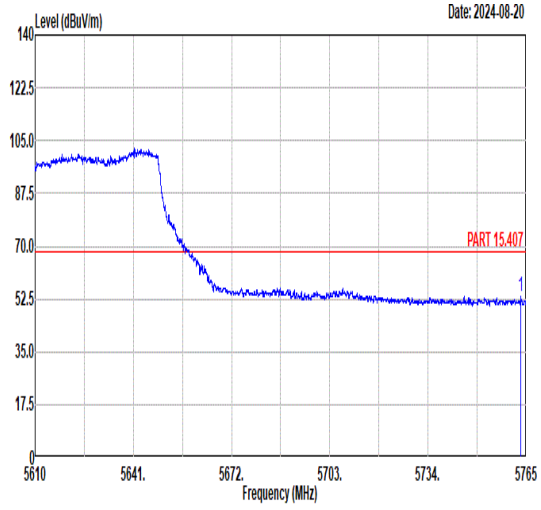 Freq Level Limit Line Margin (dB) Read Level Ant Factor Cable Loss Preamp Factor APos TPos Remark MHz dBuV/m dBuV/m dBuV dB/m dB dB cm deg 1 5763.23 53.21 68.30 -15.09 38.82 35.17 11.64 32.42 381 19 PEAK	Blank

Mode	29	
	Band Edge - L	
	U-NII-2A_5.15-5.35_802.11be EHT160_CH50_Full_5250MHz	
ANT	CDD 9+15	
Pol.	Horizontal	Fundamental
Peak	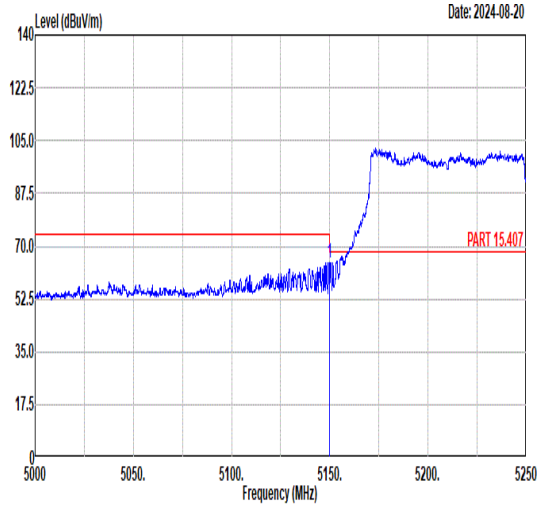 Freq Level Limit Line Margin Read Level Ant Factor Cable Loss Preamp Factor APos TPos Remark MHz dBuV/m dBuV/m dB dBuV dB/m dB dB cm deg 1 5149.99 64.61 74.00 -9.39 50.44 34.87 11.08 31.78 309 123 PEAK	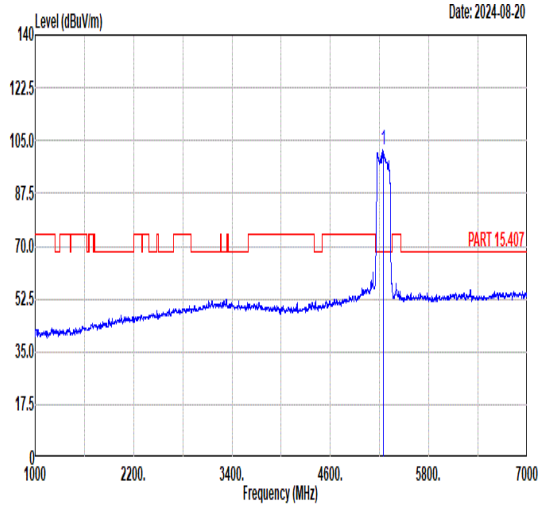 Freq Level Limit Line Margin Read Level Ant Factor Cable Loss Preamp Factor APos TPos Remark MHz dBuV/m dBuV/m dB dBuV dB/m dB dB cm deg 1 5250.00 102.08 ------ ------ 88.08 34.85 11.03 31.88 309 123 PEAK
Avg	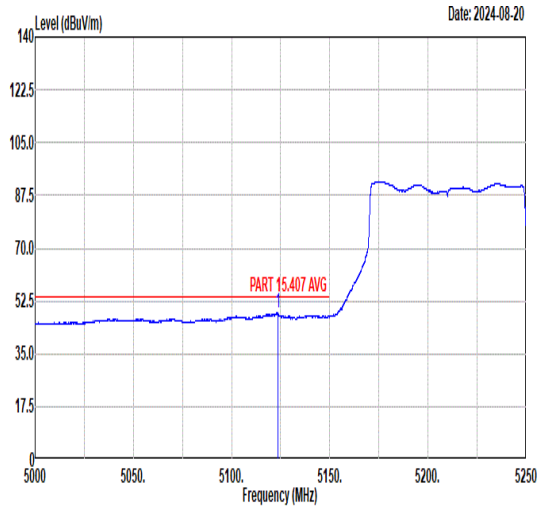 Freq Level Limit Line Margin Read Level Ant Factor Cable Loss Preamp Factor APos TPos Remark MHz dBuV/m dBuV/m dB dBuV dB/m dB dB cm deg 1 5123.60 48.55 54.00 -5.45 34.32 34.88 11.10 31.75 309 123 AVERAGE	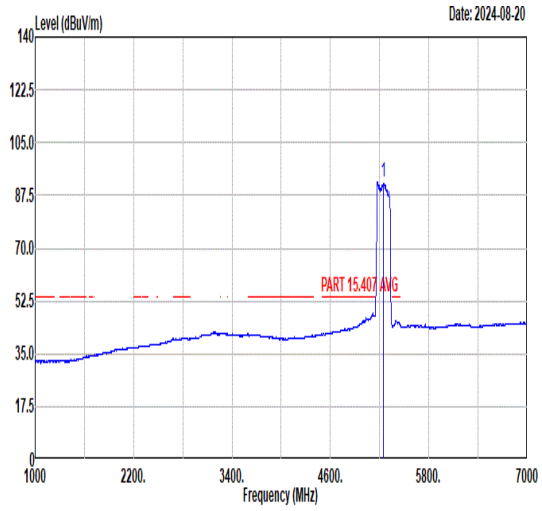 Freq Level Limit Line Margin Read Level Ant Factor Cable Loss Preamp Factor APos TPos Remark MHz dBuV/m dBuV/m dB dBuV dB/m dB dB cm deg 1 5250.00 91.83 ------ ------ 77.70 34.87 11.07 31.81 309 123 AVERAGE

Mode	29	
	Band Edge - R	
	U-NII-2A_5.15-5.35_802.11be EHT160_CH50_Full_5250MHz	
ANT	CDD 9+15	
Pol.	Horizontal	Fundamental
Peak	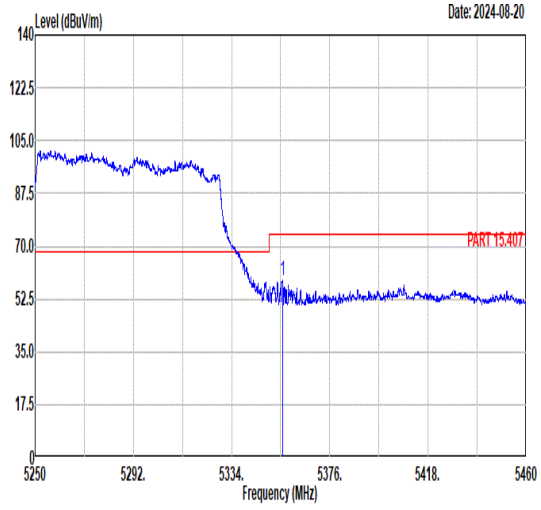 Freq Level Limit Line Margin Read Level Ant Factor Cable Loss Preamp Factor APos TPos Remark MHz dBuV/m dBuV/m dB dBuV dB/m dB dB cm deg 1 5355.97 58.50 74.00 -15.50 44.77 34.83 10.94 32.04 309 123 PEAK	Blank
Avg	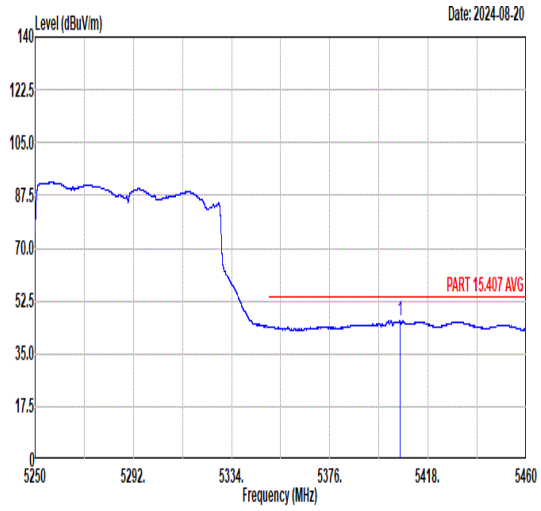 Freq Level Limit Line Margin Read Level Ant Factor Cable Loss Preamp Factor APos TPos Remark MHz dBuV/m dBuV/m dB dBuV dB/m dB dB cm deg 1 5406.14 45.83 54.00 -8.17 32.21 34.82 10.90 32.10 309 123 AVERAGE	Blank

Mode	29	
	Band Edge - L	
	U-NII-2A_5.15-5.35_802.11be EHT160_CH50_Full_5250MHz	
ANT	CDD 9+15	
Pol.	Vertical	Fundamental
Peak	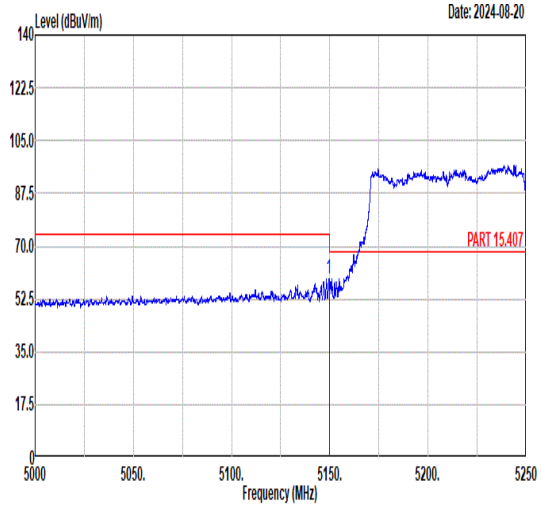 Freq Level Limit Line Margin Read Level Ant Factor Cable Loss Preamp Factor APos TPos Remark MHz dBuV/m dBuV/m dB dBuV dB/m dB dB cm deg 1 5149.65 59.03 74.00 -14.97 44.85 34.87 11.09 31.78 223 360 PEAK	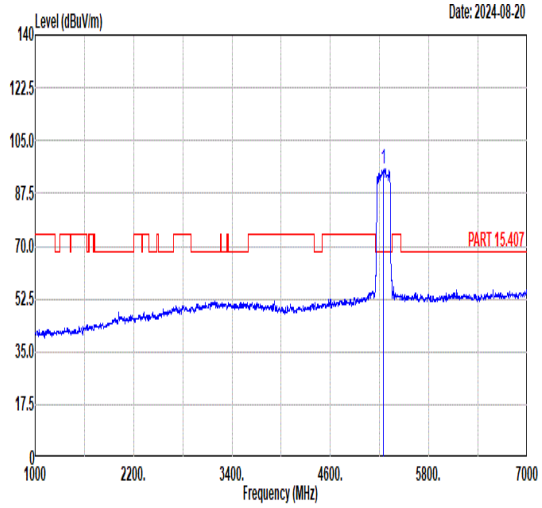 Freq Level Limit Line Margin Read Level Ant Factor Cable Loss Preamp Factor APos TPos Remark MHz dBuV/m dBuV/m dB dBuV dB/m dB dB cm deg 1 5250.00 95.82 ------ ------ 81.92 34.84 11.00 31.94 223 360 PEAK
Avg	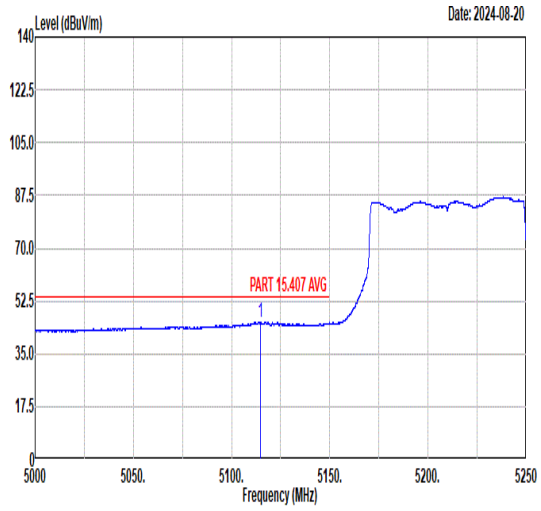 Freq Level Limit Line Margin Read Level Ant Factor Cable Loss Preamp Factor APos TPos Remark MHz dBuV/m dBuV/m dB dBuV dB/m dB dB cm deg 1 5114.88 45.53 54.00 -8.47 31.29 34.88 11.10 31.74 223 360 AVERAGE	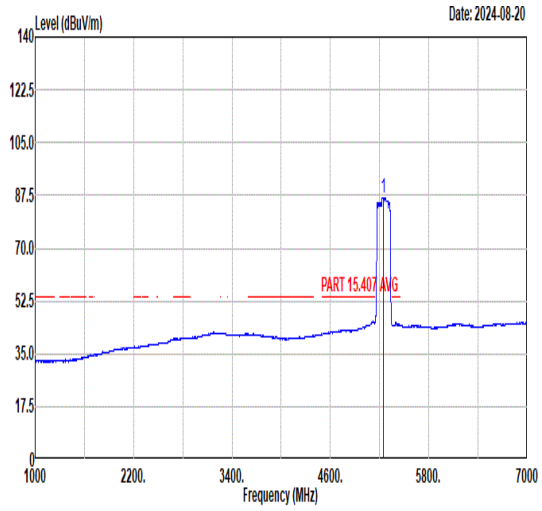 Freq Level Limit Line Margin Read Level Ant Factor Cable Loss Preamp Factor APos TPos Remark MHz dBuV/m dBuV/m dB dBuV dB/m dB dB cm deg 1 5250.00 86.80 ------ ------ 72.80 34.85 11.03 31.88 223 360 AVERAGE

Mode	29	
	Band Edge - R	
	U-NII-2A_5.15-5.35_802.11be EHT160_CH50_Full_5250MHz	
ANT	CDD 9+15	
Pol.	Vertical	Fundamental
Peak	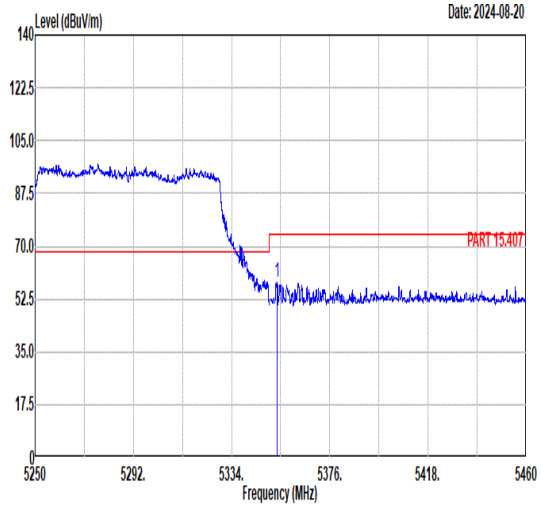 Freq Level Limit Line Margin Read Level Ant Factor Cable Loss Preamp Factor APos TPos Remark MHz dBuV/m dBuV/m dB dBuV dB/m dB dB cm deg 1 5353.64 57.96 74.00 -16.04 44.22 34.83 10.94 32.03 223 360 PEAK	Blank
Avg	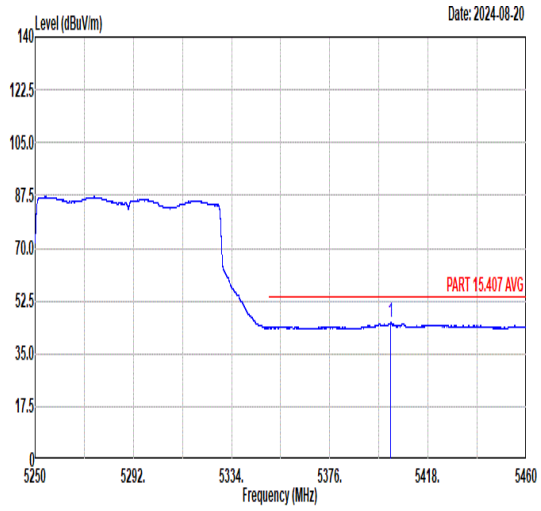 Freq Level Limit Line Margin Read Level Ant Factor Cable Loss Preamp Factor APos TPos Remark MHz dBuV/m dBuV/m dB dBuV dB/m dB dB cm deg 1 5402.15 45.37 54.00 -8.63 31.74 34.82 10.90 32.09 223 360 AVERAGE	Blank

Mode	30	
	Band Edge - L	
	U-NII-2C_5.15-5.35_802.11be EHT160_CH114_Full_5570MHz	
ANT	CDD 9+15	
Pol.	Horizontal	Fundamental
Peak	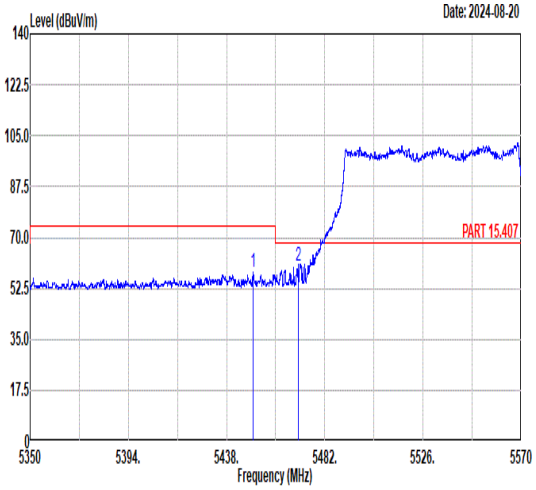 Freq Level Limit Line Margin (dB) Read Level Ant Factor Cable Loss Preamp Factor APos TPos Remark MHz dBuV/m dBuV/m dBuV dB/m dB dB cm deg 1 5449.77 58.18 74.00 -15.82 44.44 34.81 11.08 32.15 237 116 PEAK 2 5469.99 60.11 68.30 -8.19 46.32 34.81 11.16 32.18 237 116 PEAK	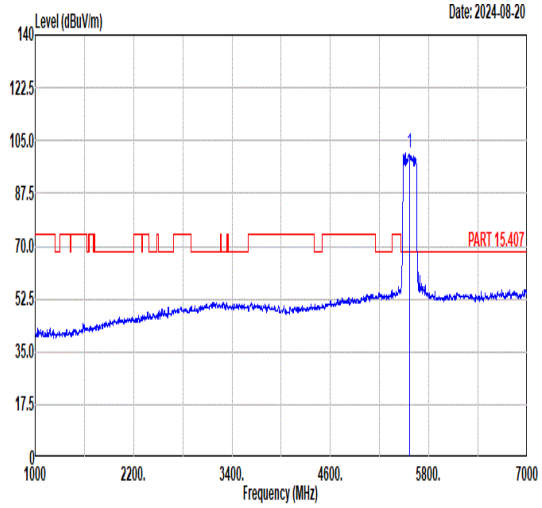 Freq Level Limit Line Margin (dB) Read Level Ant Factor Cable Loss Preamp Factor APos TPos Remark MHz dBuV/m dBuV/m dBuV dB/m dB dB cm deg 1 5570.00 100.85 ------ ------ 86.90 34.82 11.35 32.22 237 116 PEAK
Avg	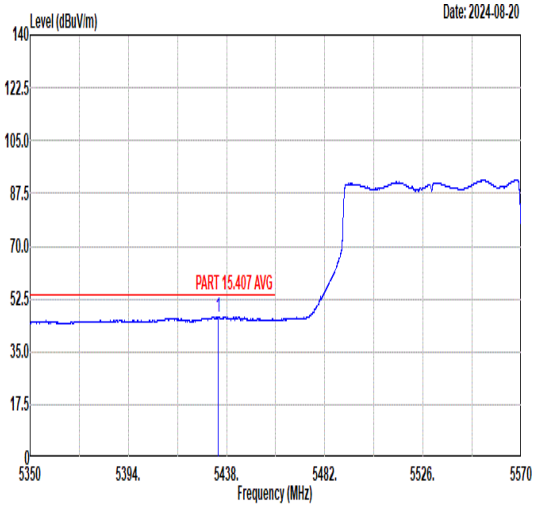 Freq Level Limit Line Margin (dB) Read Level Ant Factor Cable Loss Preamp Factor APos TPos Remark MHz dBuV/m dBuV/m dBuV dB/m dB dB cm deg 1 5434.39 46.69 54.00 -7.31 33.00 34.81 11.01 32.13 237 116 AVERAGE	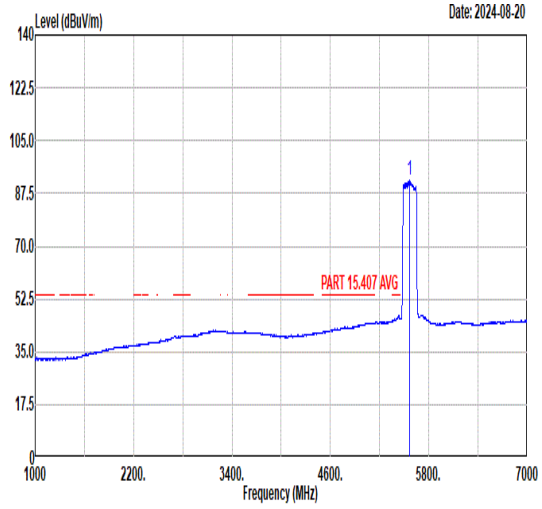 Freq Level Limit Line Margin (dB) Read Level Ant Factor Cable Loss Preamp Factor APos TPos Remark MHz dBuV/m dBuV/m dBuV dB/m dB dB cm deg 1 5570.00 91.97 ------ ------ 77.79 34.89 11.55 32.26 237 116 AVERAGE

Mode	30	
	Band Edge - R	
	U-NII-2C_5.15-5.35_802.11be EHT160_CH114_Full_5570MHz	
ANT	CDD 9+15	
Pol.	Horizontal	Fundamental
Peak	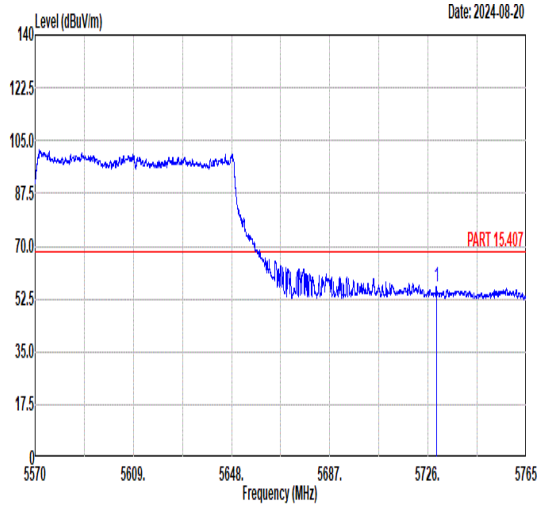 Freq Level Limit Line Margin (dB) Read Level Ant Factor Cable Loss Preamp Factor APos TPos Remark MHz dBuV/m dBuV/m dBuV dB/m dB dB cm deg 1 5729.39 56.59 68.30 -11.71 42.21 35.12 11.65 32.39 237 116 PEAK	Blank

Mode	30	
	Band Edge - L	
	U-NII-2C_5.15-5.35_802.11be EHT160_CH114_Full_5570MHz	
ANT	CDD 9+15	
Pol.	Vertical	Fundamental
Peak	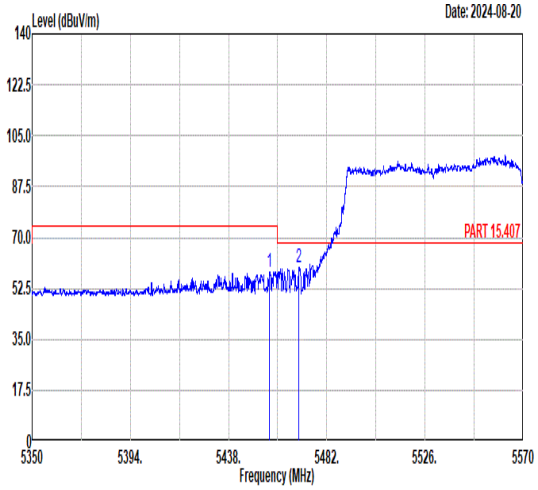 Freq Level Limit Line Margin (dB) Read Level Ant Factor Cable Loss Preamp Factor APos TPos Remark MHz dBuV/m dBuV/m dBuV dB/m dB dB cm deg 1 5456.39 58.23 74.00 -15.77 44.47 34.81 11.11 32.16 310 3 PEAK 2 5469.59 59.96 68.30 -8.34 46.17 34.81 11.16 32.18 310 3 PEAK	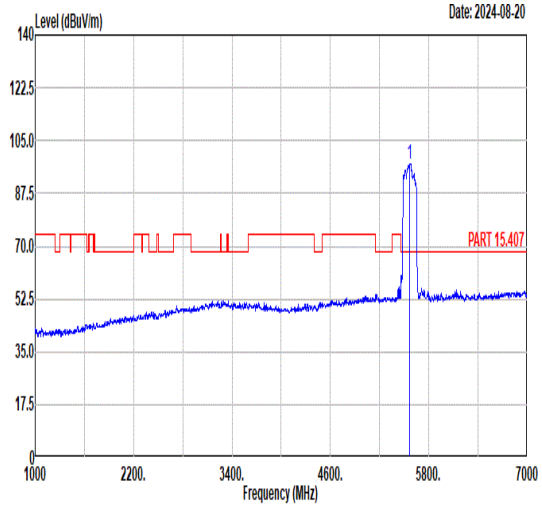 Freq Level Limit Line Margin (dB) Read Level Ant Factor Cable Loss Preamp Factor APos TPos Remark MHz dBuV/m dBuV/m dBuV dB/m dB dB cm deg 1 5570.00 97.42 ------ ------ 83.18 34.91 11.60 32.27 310 3 PEAK
Avg	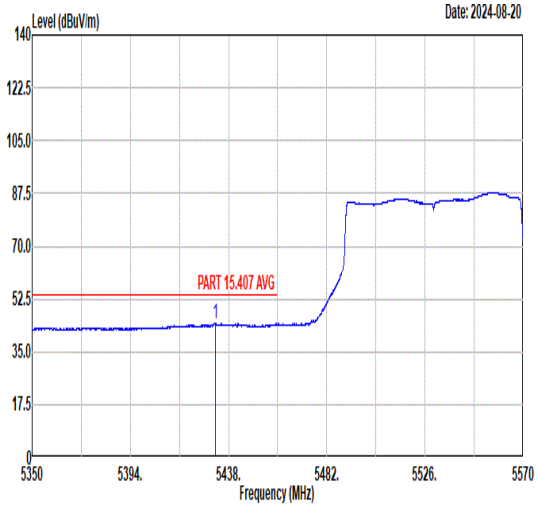 Freq Level Limit Line Margin (dB) Read Level Ant Factor Cable Loss Preamp Factor APos TPos Remark MHz dBuV/m dBuV/m dBuV dB/m dB dB cm deg 1 5432.17 44.49 54.00 -9.51 30.81 34.81 11.00 32.13 310 3 AVERAGE	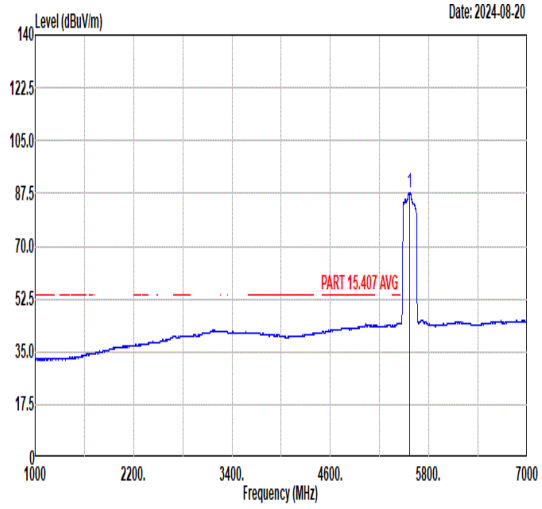 Freq Level Limit Line Margin (dB) Read Level Ant Factor Cable Loss Preamp Factor APos TPos Remark MHz dBuV/m dBuV/m dBuV dB/m dB dB cm deg 1 5570.00 87.83 ------ ------ 73.59 34.91 11.60 32.27 310 3 AVERAGE

Mode	30	
	Band Edge - R	
	U-NII-2C_5.15-5.35_802.11be EHT160_CH114_Full_5570MHz	
ANT	CDD 9+15	
Pol.	Vertical	Fundamental
Peak	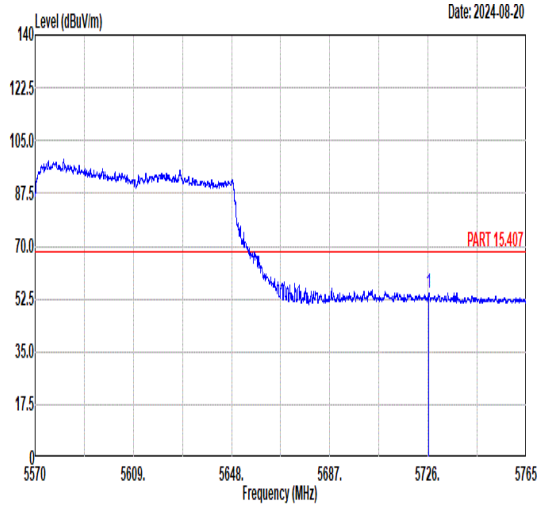 Freq Level Limit Line Margin (dB) Read Level Ant Factor Cable Loss Preamp Factor APos TPos Remark MHz dBuV/m dBuV/m dBuV dB/m dB dB cm deg 1 5726.31 54.34 68.30 -13.96 39.96 35.12 11.65 32.39 310 3 PEAK	Blank

Mode	31	
	Band Edge	
	U-NII-3_5.725-5.85_802.11a_CH149_5745MHz	
ANT	CDD 9+15	
Pol.	Horizontal	Fundamental
Peak	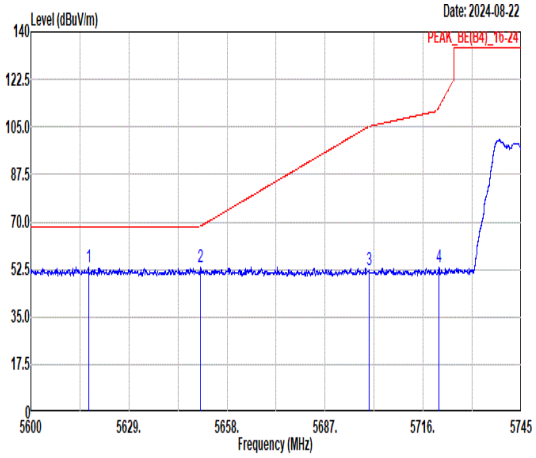 Freq Level Limit Line Margin (dB) Read Level Ant Factor Cable Loss Preamp Factor APos TPos Remark MHz dBuV/m dBuV/m dBuV dB/m dB dB cm deg 1 5617.04 53.53 68.30 -14.77 39.17 34.96 11.70 32.30 391 38 PEAK 2 5650.24 53.14 68.48 -15.34 38.77 35.01 11.69 32.33 391 38 PEAK 3 5700.01 52.23 105.20 -52.97 37.86 35.08 11.66 32.37 391 38 PEAK 4 5720.73 53.23 112.46 -59.23 38.84 35.11 11.66 32.38 391 38 PEAK	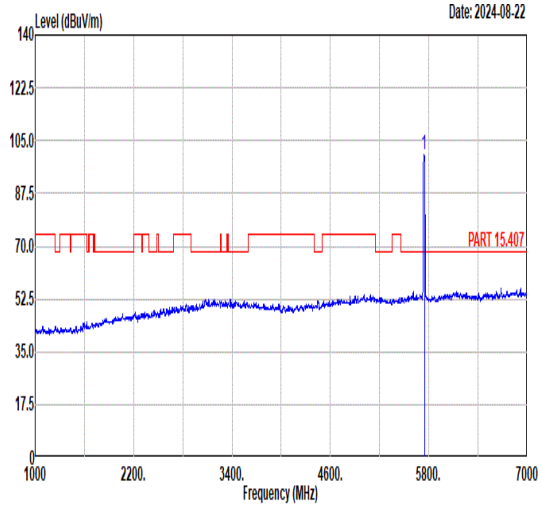 Freq Level Limit Line Margin (dB) Read Level Ant Factor Cable Loss Preamp Factor APos TPos Remark MHz dBuV/m dBuV/m dBuV dB/m dB dB cm deg 1 5745.00 100.57 ------ ------ 86.19 35.13 11.65 32.40 391 38 PEAK
Avg	Blank	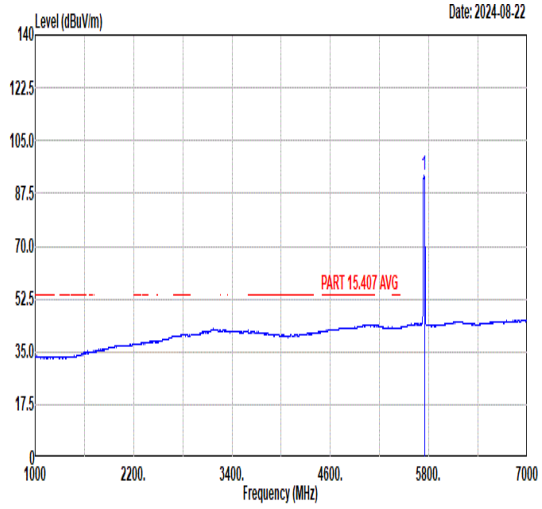 Freq Level Limit Line Margin (dB) Read Level Ant Factor Cable Loss Preamp Factor APos TPos Remark MHz dBuV/m dBuV/m dBuV dB/m dB dB cm deg 1 5745.00 93.68 ------ ------ 79.30 35.13 11.65 32.40 391 38 AVERAGE

Mode	31	
	Band Edge	
	U-NII-3_5.725-5.85_802.11a_CH149_5745MHz	
ANT	CDD 9+15	
Pol.	Vertical	Fundamental
Peak	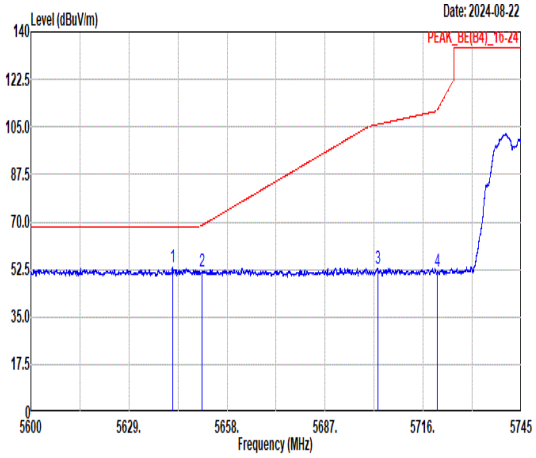 Freq Level Limit Line Margin (dB) Read Level Ant Factor Cable Loss Preamp Factor APos TPos Remark MHz dBuV/m dBuV/m dBuV dB/m dB dB cm deg 1 5641.83 53.19 68.30 -15.11 38.82 35.00 11.69 32.32 384 9 PEAK 2 5650.69 51.64 68.81 -17.17 37.27 35.01 11.69 32.33 384 9 PEAK 3 5702.60 52.75 105.93 -53.18 38.38 35.08 11.66 32.37 384 9 PEAK 4 5720.28 51.54 111.43 -59.89 37.15 35.11 11.66 32.38 384 9 PEAK	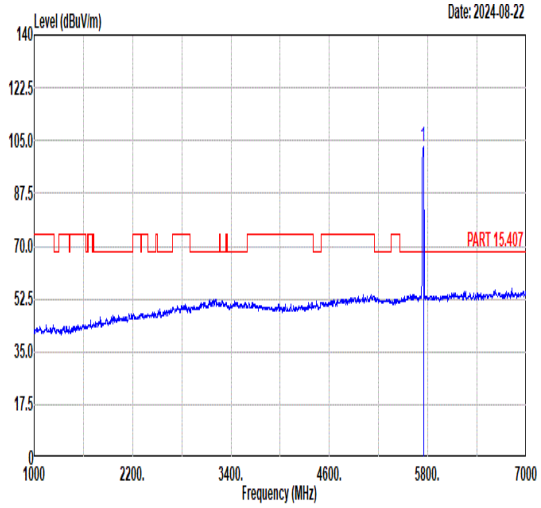 Freq Level Limit Line Margin (dB) Read Level Ant Factor Cable Loss Preamp Factor APos TPos Remark MHz dBuV/m dBuV/m dBuV dB/m dB dB cm deg 1 5745.00 102.96 ------ ------ 88.57 35.15 11.64 32.40 384 9 PEAK
Avg	Blank	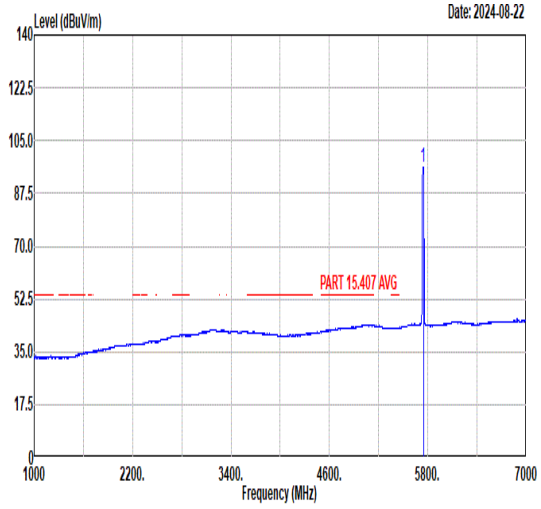 Freq Level Limit Line Margin (dB) Read Level Ant Factor Cable Loss Preamp Factor APos TPos Remark MHz dBuV/m dBuV/m dBuV dB/m dB dB cm deg 1 5745.00 96.16 ------ ------ 81.77 35.15 11.64 32.40 384 9 AVERAGE

Mode	31	
	Harmonic	
	U-NII-3_5.725-5.85_802.11a_CH149_5745MHz	
ANT	CDD 9+15	
Pol.	Horizontal	Vertical
Peak Avg	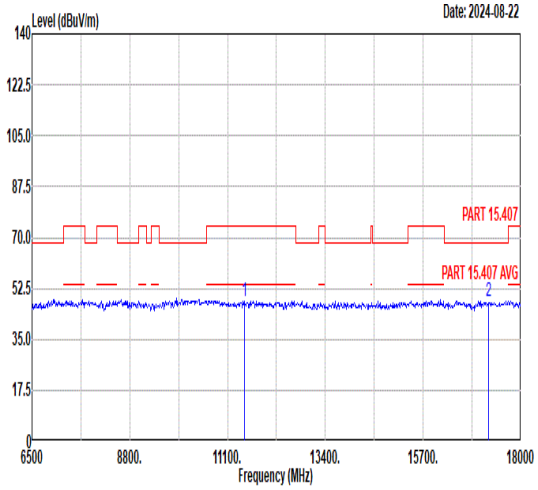 Freq Level Limit Line Margin Read Level Ant Factor Cable Loss Preamp Factor APos TPos Remark MHz dBuV/m dBuV/m dB dBuV dB/m dB dB cm deg 1 11490.00 47.83 74.00 -26.17 43.91 39.79 14.83 50.70 -- -- Peak 2 17235.00 48.07 68.30 -20.23 40.02 42.41 17.57 51.93 -- -- Peak	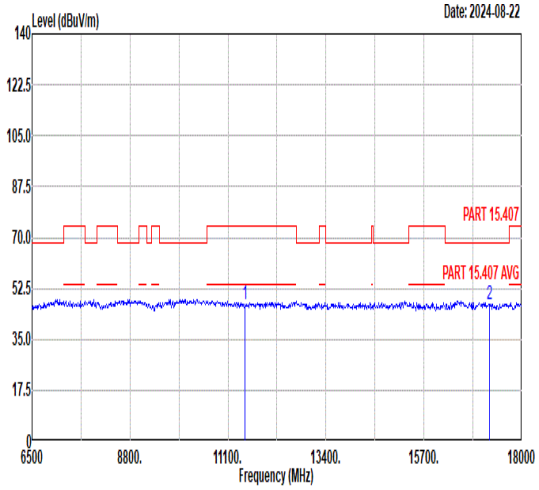 Freq Level Limit Line Margin Read Level Ant Factor Cable Loss Preamp Factor APos TPos Remark MHz dBuV/m dBuV/m dB dBuV dB/m dB dB cm deg 1 11490.00 47.09 74.00 -26.91 43.17 39.79 14.83 50.70 -- -- Peak 2 17235.00 47.04 68.30 -21.26 38.99 42.41 17.57 51.93 -- -- Peak

Mode	32	
	Harmonic	
	U-NII-3_5.725-5.85_802.11a_CH157_5785MHz	
ANT	CDD 9+15	
Pol.	Horizontal	Vertical
Peak Avg	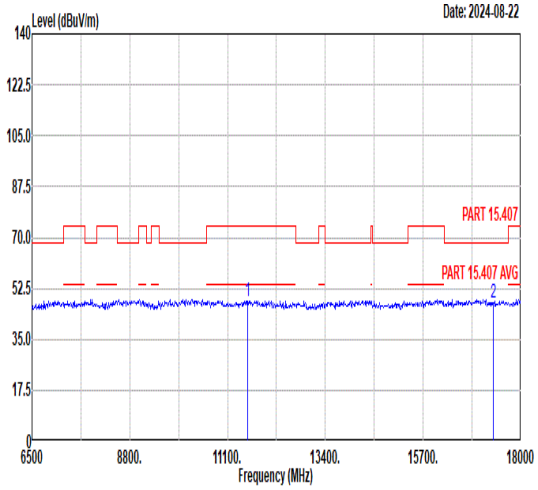 Freq Level Limit Line Margin Read Level Ant Factor Cable Loss Preamp Factor APos TPos Remark MHz dBuV/m dBuV/m dB dBuV dB/m dB dB cm deg 1 11570.00 48.02 74.00 -25.98 43.94 39.86 14.88 50.66 -- -- Peak 2 17355.00 47.42 68.30 -20.88 39.51 42.36 17.60 52.05 -- -- Peak	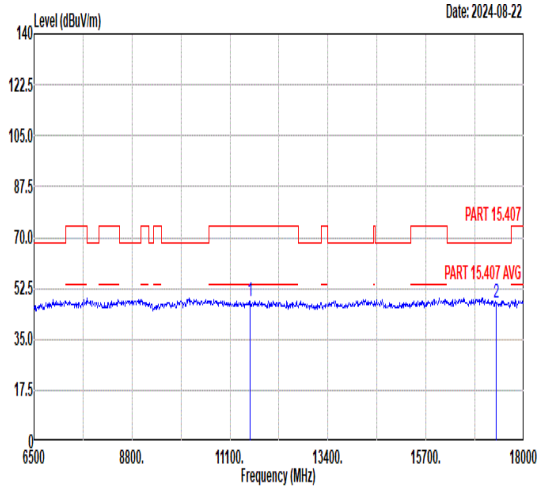 Freq Level Limit Line Margin Read Level Ant Factor Cable Loss Preamp Factor APos TPos Remark MHz dBuV/m dBuV/m dB dBuV dB/m dB dB cm deg 1 11570.00 47.86 74.00 -26.14 43.78 39.86 14.88 50.66 -- -- Peak 2 17355.00 47.48 68.30 -20.82 39.57 42.36 17.60 52.05 -- -- Peak

Mode	33	
	Band Edge	
	U-NII-3_5.725-5.85_802.11a_CH165_5825MHz	
ANT	CDD 9+15	
Pol.	Horizontal	Fundamental
Peak	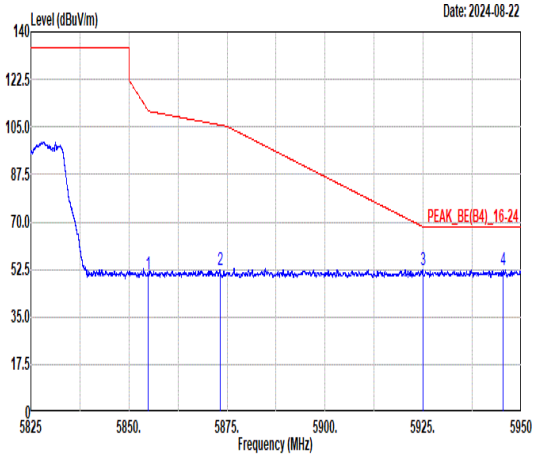 Freq Level Limit Line Margin (dB) Read Level Ant Factor Cable Loss Preamp Factor APos TPos Remark 1 5854.94 50.80 110.94 -60.14 36.47 35.30 11.52 32.49 394 46 PEAK 2 5873.19 52.51 105.71 -53.20 38.20 35.32 11.49 32.50 394 46 PEAK 3 5924.94 52.53 68.25 -15.72 38.28 35.39 11.40 32.54 394 46 PEAK 4 5945.33 52.33 68.30 -15.97 38.10 35.42 11.37 32.56 394 46 PEAK	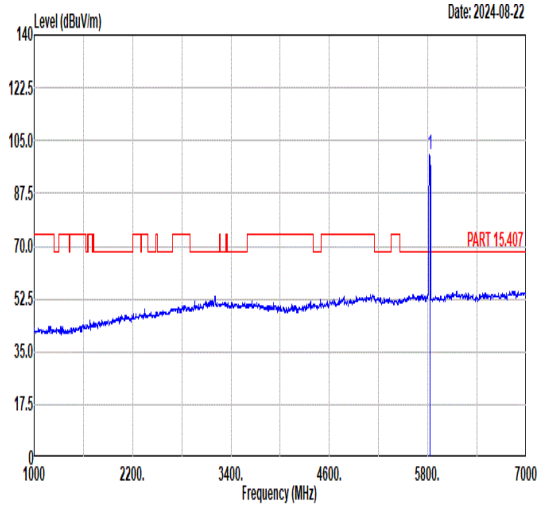 Freq Level Limit Line Margin (dB) Read Level Ant Factor Cable Loss Preamp Factor APos TPos Remark 1 5825.00 100.63 ------ ------ 86.26 35.25 11.58 32.46 394 46 PEAK
Avg	Blank	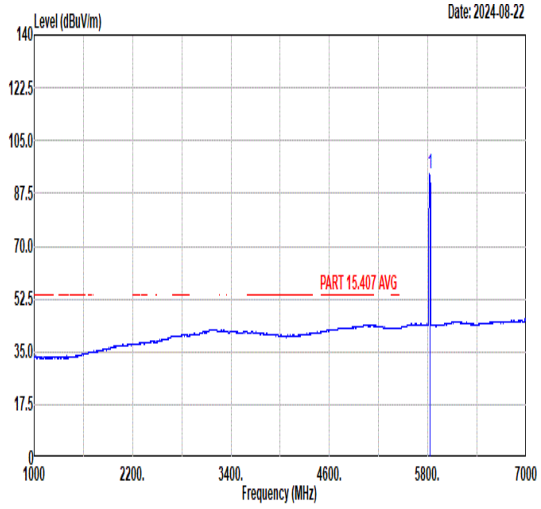 Freq Level Limit Line Margin (dB) Read Level Ant Factor Cable Loss Preamp Factor APos TPos Remark 1 5825.00 93.99 ------ ------ 79.62 35.24 11.59 32.46 394 46 AVERAGE

Mode	33	
	Band Edge	
	U-NII-3_5.725-5.85_802.11a_CH165_5825MHz	
ANT	CDD 9+15	
Pol.	Vertical	Fundamental
Peak	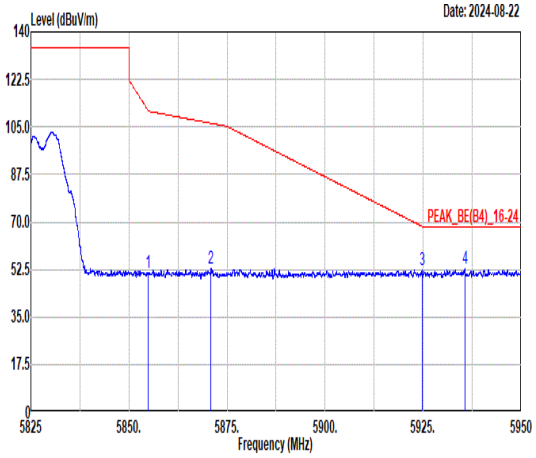 Freq Level Limit Line Margin (dB) Read Level Ant Factor Cable Loss Preamp Factor APos TPos Remark MHz dBuV/m dBuV/m dBuV dB/m dB dB cm deg 1 5854.83 51.46 111.20 -59.74 37.13 35.30 11.52 32.49 372 14 PEAK 2 5870.94 52.72 106.34 -53.62 38.41 35.32 11.49 32.50 372 14 PEAK 3 5924.69 52.33 68.43 -16.10 38.08 35.39 11.40 32.54 372 14 PEAK 4 5935.58 52.58 68.30 -15.72 38.33 35.41 11.39 32.55 372 14 PEAK	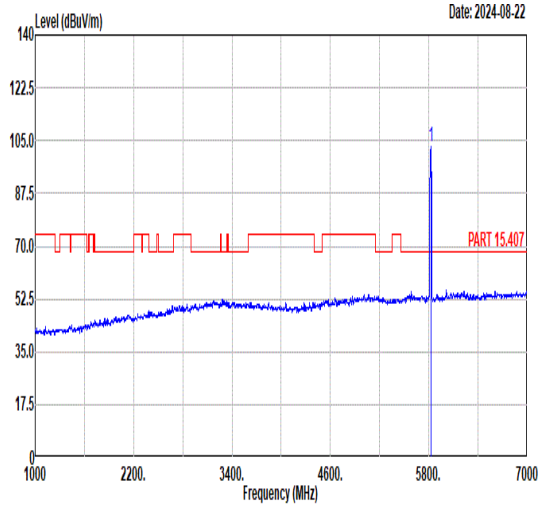 Freq Level Limit Line Margin (dB) Read Level Ant Factor Cable Loss Preamp Factor APos TPos Remark MHz dBuV/m dBuV/m dBuV dB/m dB dB cm deg 1 5825.00 102.87 ------ ------ 88.51 35.26 11.57 32.47 372 14 PEAK
Avg	Blank	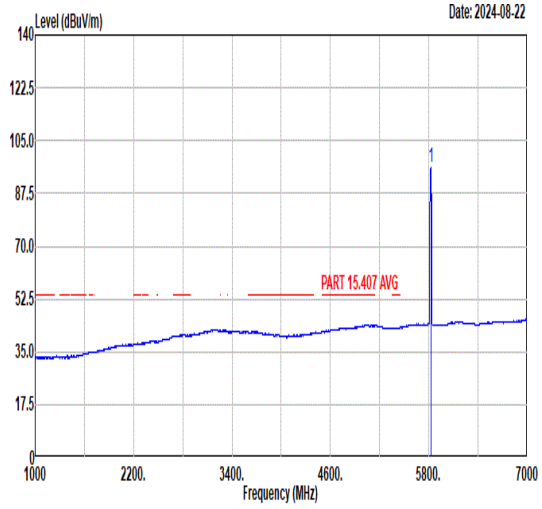 Freq Level Limit Line Margin (dB) Read Level Ant Factor Cable Loss Preamp Factor APos TPos Remark MHz dBuV/m dBuV/m dBuV dB/m dB dB cm deg 1 5825.00 96.01 ------ ------ 81.65 35.26 11.57 32.47 372 14 AVERAGE

Mode	33	
	Harmonic	
	U-NII-3_5.725-5.85_802.11a_CH165_5825MHz	
ANT	CDD 9+15	
Pol.	Horizontal	Vertical
Peak Avg	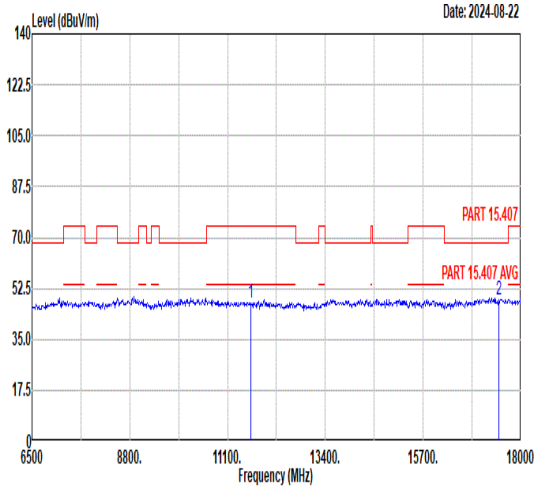 Freq Level Limit Line Margin Read Level Ant Factor Cable Loss Preamp Factor APos TPos Remark MHz dBuV/m dBuV/m dB dBuV dB/m dB dB cm deg 1 11650.00 47.63 74.00 -26.37 43.39 39.92 14.93 50.61 -- -- Peak 2 17475.00 48.71 68.30 -19.59 40.94 42.31 17.63 52.17 -- -- Peak	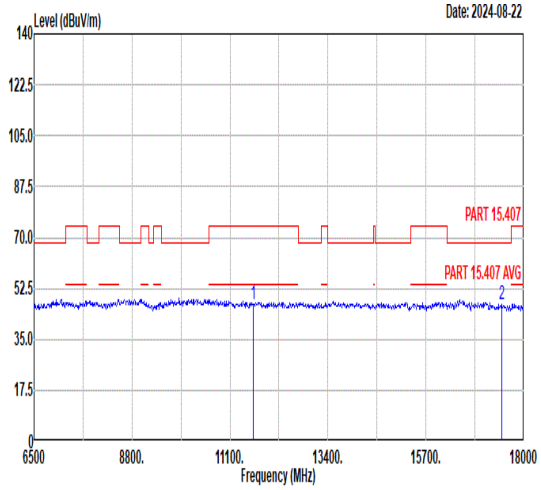 Freq Level Limit Line Margin Read Level Ant Factor Cable Loss Preamp Factor APos TPos Remark MHz dBuV/m dBuV/m dB dBuV dB/m dB dB cm deg 1 11650.00 47.16 74.00 -26.84 42.92 39.92 14.93 50.61 -- -- Peak 2 17475.00 47.10 68.30 -21.20 39.33 42.31 17.63 52.17 -- -- Peak

Mode	34	
	Band Edge	
	U-NII-3_5.725-5.85_802.11be EHT20_CH149_Full_5745MHz	
ANT	CDD 9+15	
Pol.	Horizontal	Fundamental
Peak	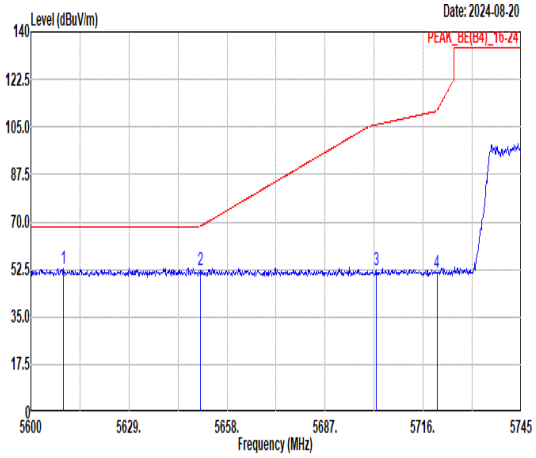 Freq Level Limit Line Margin (dB) Read Level Ant Factor Cable Loss Preamp Factor APos TPos Remark 1 5609.72 52.81 68.30 -15.49 38.45 34.95 11.71 32.30 396 69 PEAK 2 5650.17 52.25 68.43 -16.18 37.88 35.01 11.69 32.33 396 69 PEAK 3 5702.08 52.31 105.78 -53.47 37.94 35.08 11.66 32.37 396 69 PEAK 4 5720.06 51.01 110.94 -59.93 36.62 35.11 11.66 32.38 396 69 PEAK	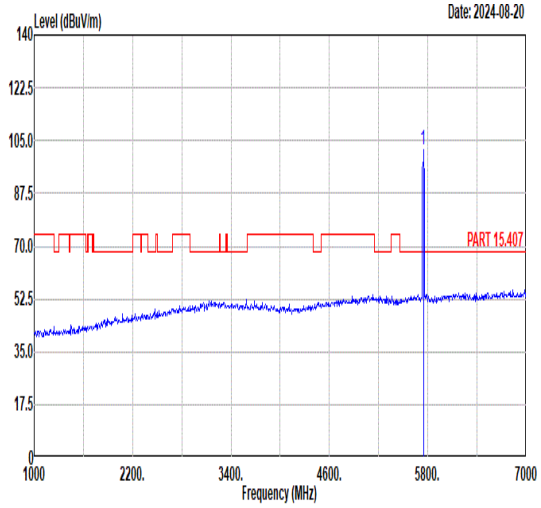 Freq Level Limit Line Margin (dB) Read Level Ant Factor Cable Loss Preamp Factor APos TPos Remark 1 5745.00 101.77 ------ ------ 87.39 35.15 11.64 32.41 396 69 PEAK
Avg	Blank	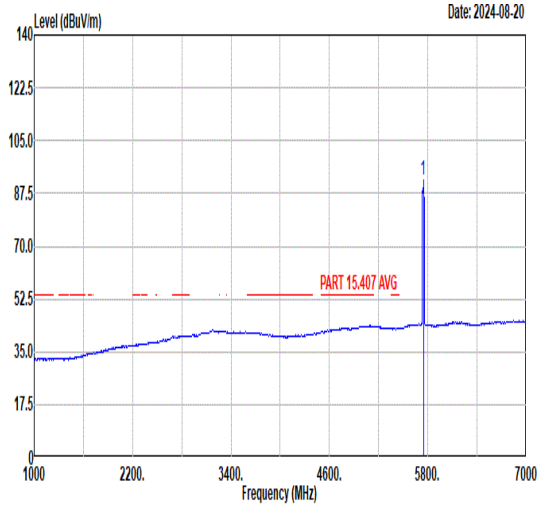 Freq Level Limit Line Margin (dB) Read Level Ant Factor Cable Loss Preamp Factor APos TPos Remark 1 5745.00 91.87 ------ ------ 77.49 35.15 11.64 32.41 396 69 AVERAGE

Mode	34	
	Band Edge	
	U-NII-3_5.725-5.85_802.11be EHT20_CH149_Full_5745MHz	
ANT	CDD 9+15	
Pol.	Vertical	Fundamental
Peak	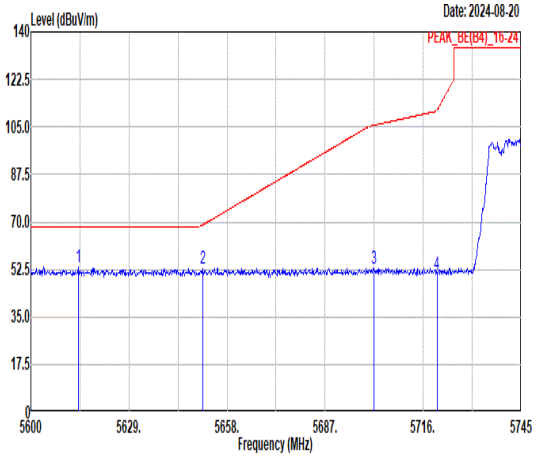 Freq Level Limit Line Margin (dB) Read Level Ant Factor Cable Loss Preamp Factor APos TPos Remark MHz dBuV/m dBuV/m dBuV dB/m dB dB cm deg 1 5614.07 53.42 68.30 -14.88 39.06 34.96 11.70 32.30 100 349 PEAK 2 5650.90 52.86 68.96 -16.10 38.49 35.01 11.69 32.33 100 349 PEAK 3 5701.36 53.05 105.58 -52.53 38.68 35.08 11.66 32.37 100 349 PEAK 4 5720.06 50.92 110.94 -60.02 36.53 35.11 11.66 32.38 100 349 PEAK	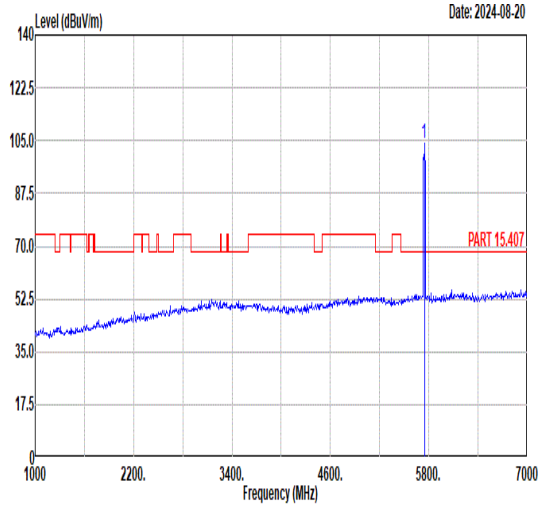 Freq Level Limit Line Margin (dB) Read Level Ant Factor Cable Loss Preamp Factor APos TPos Remark MHz dBuV/m dBuV/m dBuV dB/m dB dB cm deg 1 5745.00 103.93 ------ ------ 89.55 35.15 11.64 32.41 100 349 PEAK
Avg	Blank	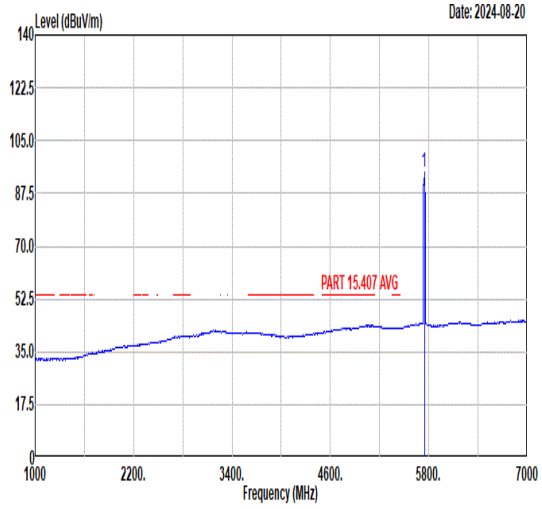 Freq Level Limit Line Margin (dB) Read Level Ant Factor Cable Loss Preamp Factor APos TPos Remark MHz dBuV/m dBuV/m dBuV dB/m dB dB cm deg 1 5745.00 94.52 ------ ------ 80.14 35.15 11.64 32.41 100 349 AVERAGE

Mode	34	
	Harmonic	
	U-NII-3_5.725-5.85_802.11be EHT20_CH149_Full_5745MHz	
ANT	CDD 9+15	
Pol.	Horizontal	Vertical
Peak Avg	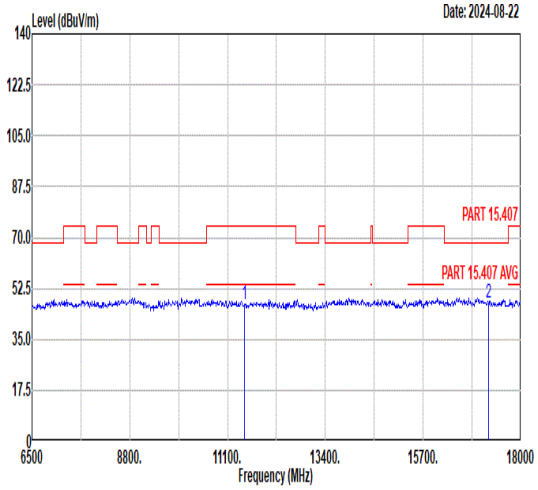 Freq Level Limit Line Margin Read Level Ant Factor Cable Loss Preamp Factor APos TPos Remark MHz dBuV/m dBuV/m dB dBuV dB/m dB dB cm deg 1 11490.00 47.04 74.00 -26.96 43.12 39.79 14.83 50.70 -- -- Peak 2 17235.00 47.42 68.30 -20.88 39.37 42.41 17.57 51.93 -- -- Peak	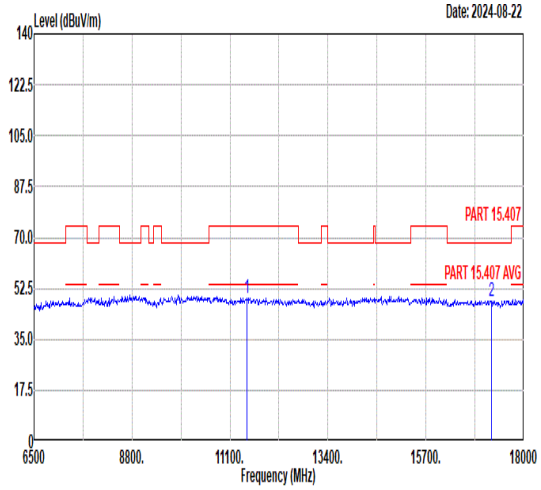 Freq Level Limit Line Margin Read Level Ant Factor Cable Loss Preamp Factor APos TPos Remark MHz dBuV/m dBuV/m dB dBuV dB/m dB dB cm deg 1 11490.00 48.99 74.00 -25.01 45.07 39.79 14.83 50.70 -- -- Peak 2 17235.00 47.94 68.30 -20.36 39.89 42.41 17.57 51.93 -- -- Peak

Mode	35	
	Harmonic	
	U-NII-3_5.725-5.85_802.11be EHT20_CH157_Full_5785MHz	
ANT	CDD 9+15	
Pol.	Horizontal	Vertical
Peak Avg	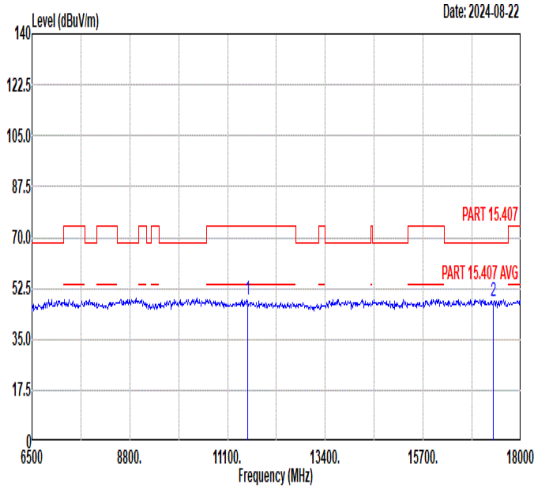 Freq Level Limit Line Margin Read Level Ant Factor Cable Loss Preamp Factor APos TPos Remark MHz dBuV/m dBuV/m dB dBuV dB/m dB dB cm deg 1 11570.00 48.51 74.00 -25.49 44.43 39.86 14.88 50.66 -- -- Peak 2 17355.00 47.84 68.30 -20.46 39.93 42.36 17.60 52.05 -- -- Peak	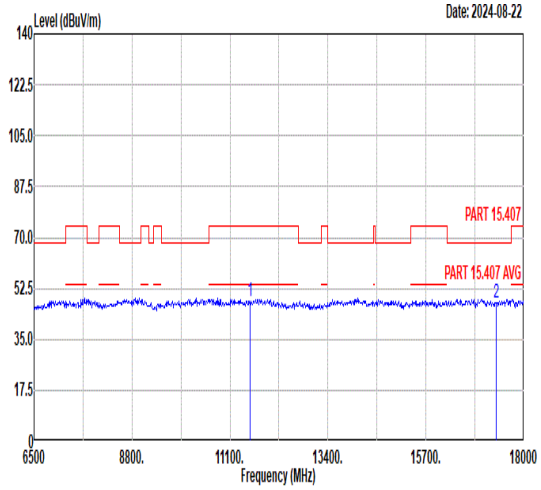 Freq Level Limit Line Margin Read Level Ant Factor Cable Loss Preamp Factor APos TPos Remark MHz dBuV/m dBuV/m dB dBuV dB/m dB dB cm deg 1 11570.00 48.11 74.00 -25.89 44.03 39.86 14.88 50.66 -- -- Peak 2 17355.00 47.37 68.30 -20.93 39.46 42.36 17.60 52.05 -- -- Peak

Mode	36	
	Band Edge	
	U-NII-3_5.725-5.85_802.11be EHT20_CH165_Full_5825MHz	
ANT	CDD 9+15	
Pol.	Horizontal	Fundamental
Peak	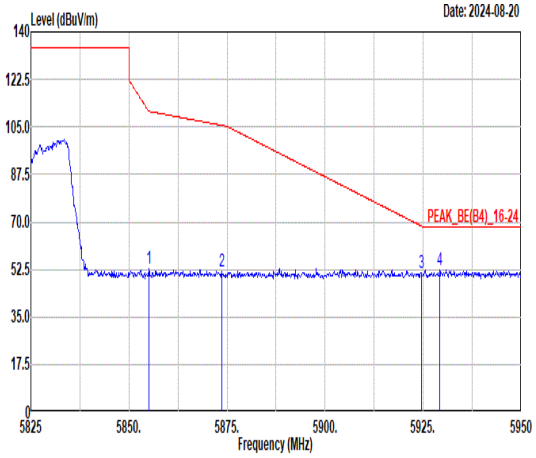 Freq Level Limit Line Margin (dB) Read Level Ant Factor Cable Loss Preamp Factor APos TPos Remark 1 5855.00 52.78 110.80 -58.02 38.45 35.30 11.52 32.49 393 73 PEAK 2 5873.63 51.84 105.58 -53.74 37.53 35.32 11.49 32.50 393 73 PEAK 3 5924.63 51.08 68.48 -17.40 36.83 35.39 11.40 32.54 393 73 PEAK 4 5929.25 52.34 68.30 -15.96 38.09 35.40 11.40 32.55 393 73 PEAK	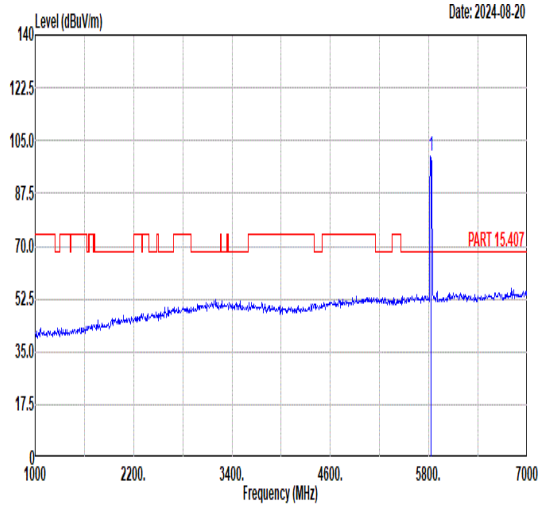 Freq Level Limit Line Margin (dB) Read Level Ant Factor Cable Loss Preamp Factor APos TPos Remark 1 5825.00 100.01 ------ ------ 85.64 35.25 11.58 32.46 393 73 PEAK
Avg	Blank	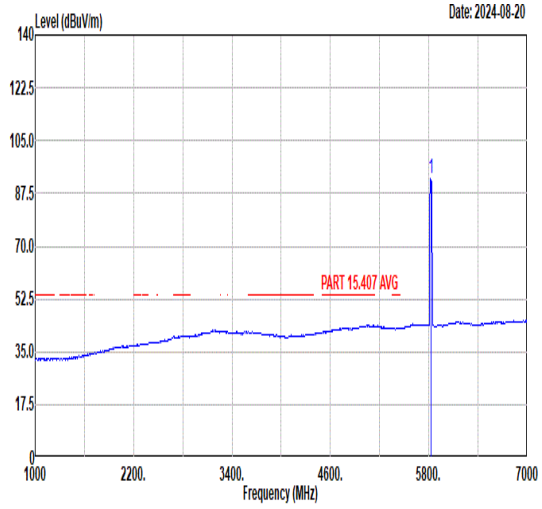 Freq Level Limit Line Margin (dB) Read Level Ant Factor Cable Loss Preamp Factor APos TPos Remark 1 5825.00 92.23 ------ ------ 77.86 35.25 11.58 32.46 393 73 AVERAGE

Mode	36	
	Band Edge	
	U-NII-3_5.725-5.85_802.11be EHT20_CH165_Full_5825MHz	
ANT	CDD 9+15	
Pol.	Vertical	Fundamental
Peak	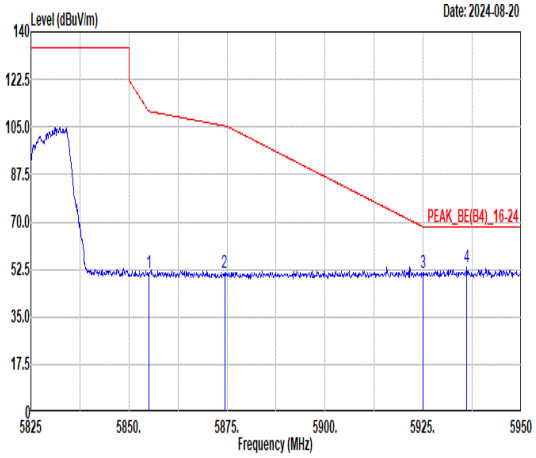 Freq Level Limit Line Margin (dB) Read Level Ant Factor Cable Loss Preamp Factor APos TPos Remark 1 5855.00 51.00 110.80 -59.80 36.67 35.30 11.52 32.49 392 329 PEAK 2 5874.38 51.41 105.37 -53.96 37.10 35.32 11.49 32.50 392 329 PEAK 3 5925.00 51.09 68.20 -17.11 36.83 35.40 11.40 32.54 392 329 PEAK 4 5936.13 53.17 68.30 -15.13 38.93 35.41 11.38 32.55 392 329 PEAK	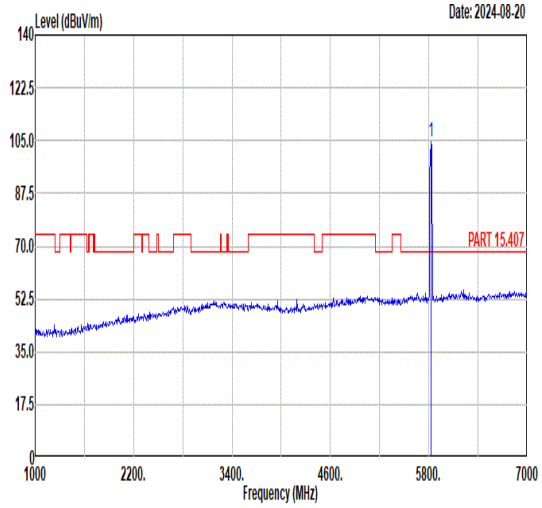 Freq Level Limit Line Margin (dB) Read Level Ant Factor Cable Loss Preamp Factor APos TPos Remark 1 5825.00 104.59 ------ ------ 90.24 35.26 11.56 32.47 392 329 PEAK
Avg	Blank	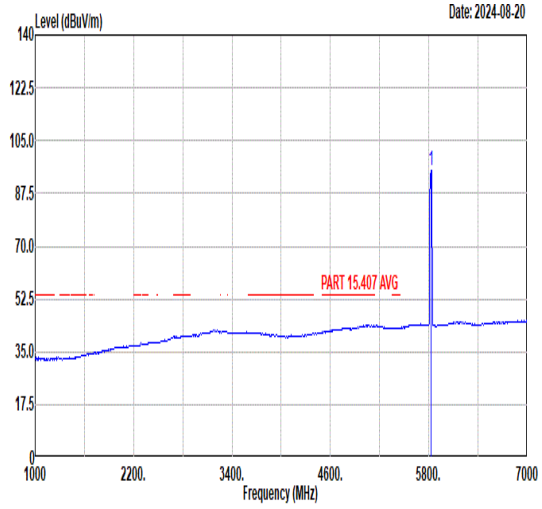 Freq Level Limit Line Margin (dB) Read Level Ant Factor Cable Loss Preamp Factor APos TPos Remark 1 5825.00 95.26 ------ ------ 80.91 35.27 11.55 32.47 392 329 AVERAGE

Mode	36	
	Harmonic	
	U-NII-3_5.725-5.85_802.11be EHT20_CH165_Full_5825MHz	
ANT	CDD 9+15	
Pol.	Horizontal	Vertical
Peak Avg	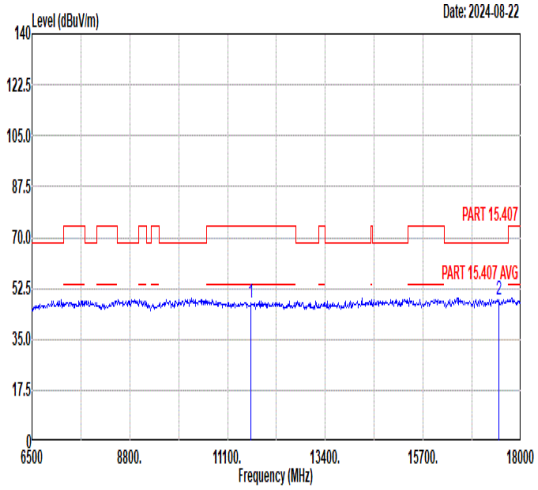 Freq Level Limit Line Margin Read Level Ant Factor Cable Loss Preamp Factor APos TPos Remark MHz dBuV/m dBuV/m dB dBuV dB/m dB dB cm deg 1 11650.00 47.37 74.00 -26.63 43.13 39.92 14.93 50.61 -- -- Peak 2 17475.00 48.61 68.30 -19.69 40.84 42.31 17.63 52.17 -- -- Peak	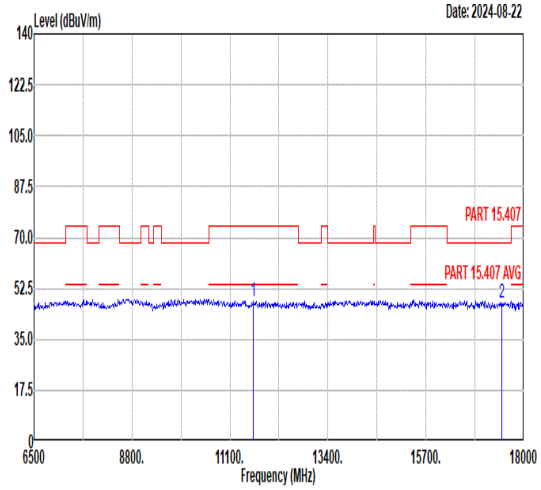 Freq Level Limit Line Margin Read Level Ant Factor Cable Loss Preamp Factor APos TPos Remark MHz dBuV/m dBuV/m dB dBuV dB/m dB dB cm deg 1 11650.00 47.87 74.00 -26.13 43.63 39.92 14.93 50.61 -- -- Peak 2 17475.00 47.39 68.30 -20.91 39.62 42.31 17.63 52.17 -- -- Peak

Mode	37	
	Band Edge - L	
	U-NII-3_5.725-5.85_802.11be EHT40_CH151_Full_5755MHz	
ANT	CDD 9+15	
Pol.	Horizontal	Fundamental
Peak	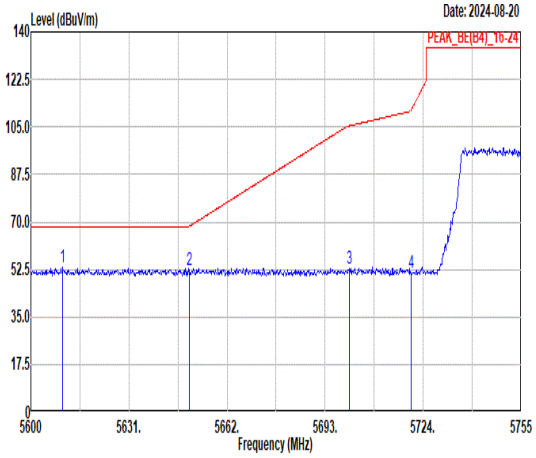 Freq Level Limit Line Margin Read Level Ant Factor Cable Loss Preamp Factor APos TPos Remark MHz dBuV/m dBuV/m dB dBuV dB/m dB dB cm deg 1 5610.08 53.26 68.30 -15.04 38.90 34.95 11.71 32.30 345 50 PEAK 2 5650.07 52.13 68.35 -16.22 37.76 35.01 11.69 32.33 345 50 PEAK 3 5700.60 52.82 105.37 -52.55 38.45 35.08 11.66 32.37 345 50 PEAK 4 5720.13 51.02 111.09 -60.07 36.63 35.11 11.66 32.38 345 50 PEAK	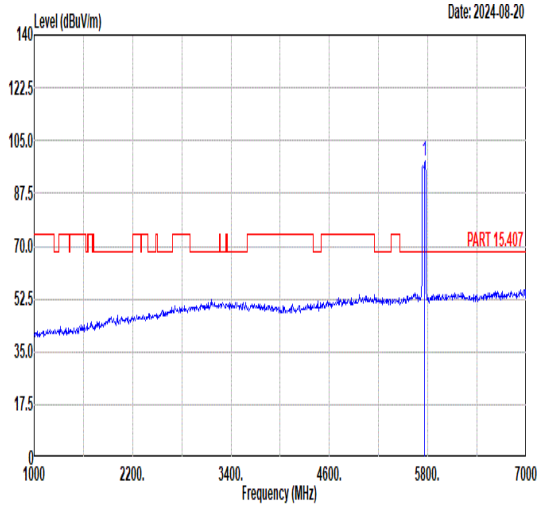 Freq Level Limit Line Margin Read Level Ant Factor Cable Loss Preamp Factor APos TPos Remark MHz dBuV/m dBuV/m dB dBuV dB/m dB dB cm deg 1 5755.00 98.24 ------ ------ 83.85 35.18 11.63 32.42 345 50 PEAK
Avg	Blank	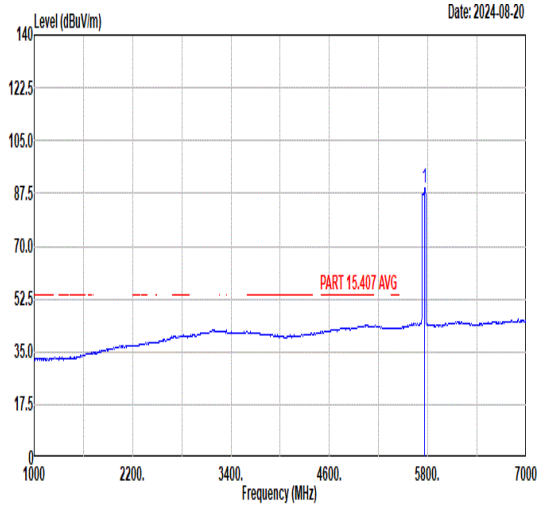 Freq Level Limit Line Margin Read Level Ant Factor Cable Loss Preamp Factor APos TPos Remark MHz dBuV/m dBuV/m dB dBuV dB/m dB dB cm deg 1 5755.00 89.45 ------ ------ 75.06 35.17 11.64 32.42 345 50 AVERAGE

Mode	37	
	Band Edge - R	
	U-NII-3_5.725-5.85_802.11be EHT40_CH151_Full_5755MHz	
ANT	CDD 9+15	
Pol.	Horizontal	Fundamental
Peak	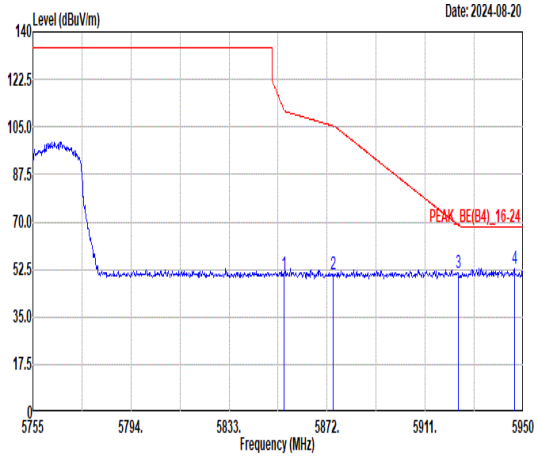 Freq Level Limit Line Margin Read Level Ant Factor Cable Loss Preamp Factor APos TPos Remark MHz dBuV/m dBuV/m dB dBuV dB/m dB dB cm deg 1 5854.84 50.68 111.17 -60.49 36.35 35.30 11.52 32.49 345 50 PEAK 2 5874.54 50.97 105.33 -54.36 36.66 35.32 11.49 32.50 345 50 PEAK 3 5924.07 51.29 68.89 -17.60 37.04 35.39 11.40 32.54 345 50 PEAK 4 5946.49 52.90 68.30 -15.40 38.66 35.43 11.37 32.56 345 50 PEAK	Blank

Mode	37	
	Band Edge - L	
	U-NII-3_5.725-5.85_802.11be EHT40_CH151_Full_5755MHz	
ANT	CDD 9+15	
Pol.	Vertical	Fundamental
Peak	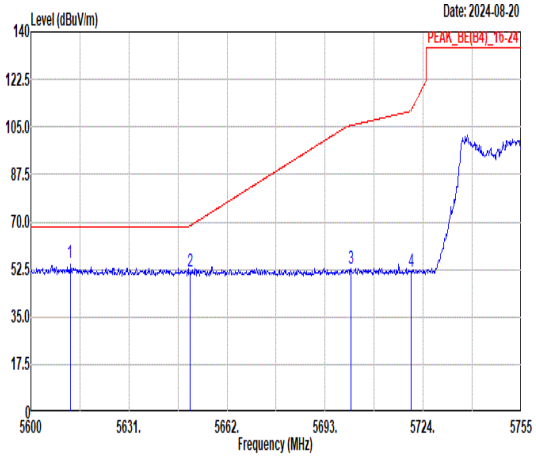 Freq Level Limit Line Margin Read Level Ant Factor Cable Loss Preamp Factor APos TPos Remark MHz dBuV/m dBuV/m dB dBuV dB/m dB dB cm deg 1 5612.40 54.82 68.30 -13.48 40.45 34.96 11.71 32.30 368 360 PEAK 2 5650.38 52.01 68.58 -16.57 37.64 35.01 11.69 32.33 368 360 PEAK 3 5701.06 52.73 105.50 -52.77 38.36 35.08 11.66 32.37 368 360 PEAK 4 5720.13 51.69 111.09 -59.40 37.30 35.11 11.66 32.38 368 360 PEAK	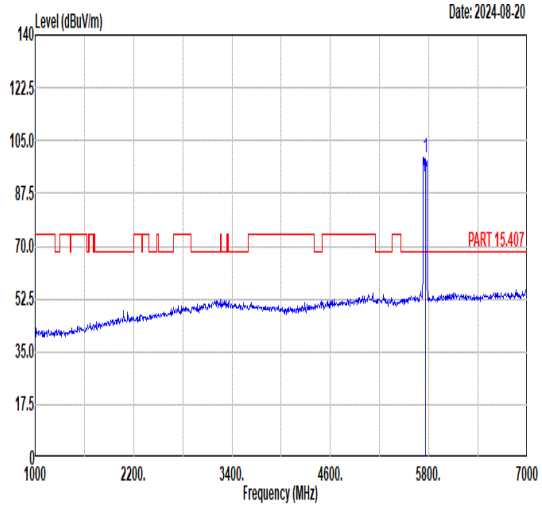 Freq Level Limit Line Margin Read Level Ant Factor Cable Loss Preamp Factor APos TPos Remark MHz dBuV/m dBuV/m dB dBuV dB/m dB dB cm deg 1 5755.00 99.40 ------ ------ 85.01 35.14 11.65 32.40 368 360 PEAK
Avg	Blank	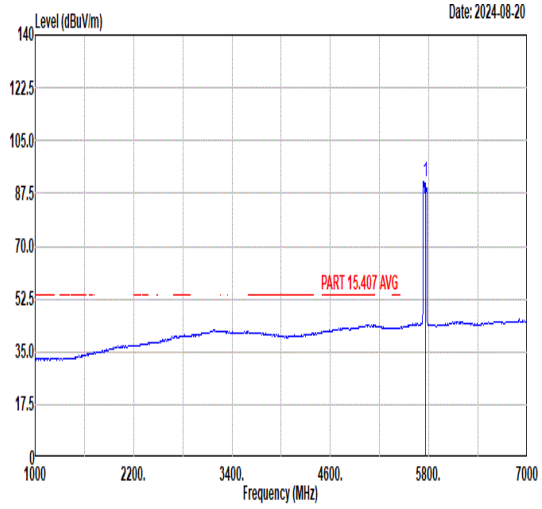 Freq Level Limit Line Margin Read Level Ant Factor Cable Loss Preamp Factor APos TPos Remark MHz dBuV/m dBuV/m dB dBuV dB/m dB dB cm deg 1 5755.00 91.50 ------ ------ 77.11 35.13 11.65 32.39 368 360 AVERAGE

Mode	37	
	Band Edge - R	
	U-NII-3_5.725-5.85_802.11be EHT40_CH151_Full_5755MHz	
ANT	CDD 9+15	
Pol.	Vertical	Fundamental
Peak	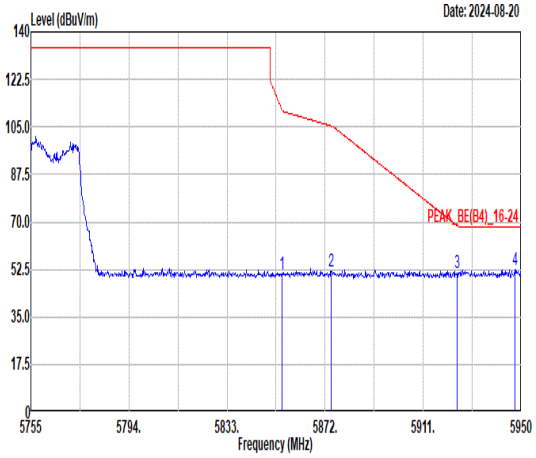 Freq Level Limit Line Margin Read Level Ant Factor Cable Loss Preamp Factor APos TPos Remark MHz dBuV/m dBuV/m dB dBuV dB/m dB dB cm deg 1 5854.84 50.93 111.17 -60.24 36.60 35.30 11.52 32.49 368 360 PEAK 2 5874.54 51.89 105.33 -53.44 37.58 35.32 11.49 32.50 368 360 PEAK 3 5924.46 51.23 68.60 -17.37 36.98 35.39 11.40 32.54 368 360 PEAK 4 5947.47 52.55 68.30 -15.75 38.31 35.43 11.37 32.56 368 360 PEAK	Blank

Mode	37	
	Harmonic	
	U-NII-3_5.725-5.85_802.11be EHT40_CH151_Full_5755MHz	
ANT	CDD 9+15	
Pol.	Horizontal	Vertical
Peak Avg	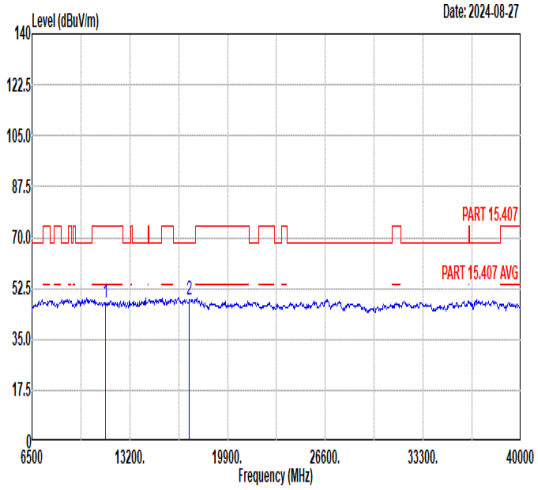 Freq Level Limit Line Margin Read Level Ant Factor Cable Loss Preamp Factor APos TPos Remark MHz dBuV/m dBuV/m dB dBuV dB/m dB dB cm deg 1 11510.00 47.64 74.00 -26.36 43.68 39.81 14.85 50.70 -- -- Peak 2 17265.00 48.83 68.30 -19.47 40.82 42.39 17.58 51.96 -- -- Peak	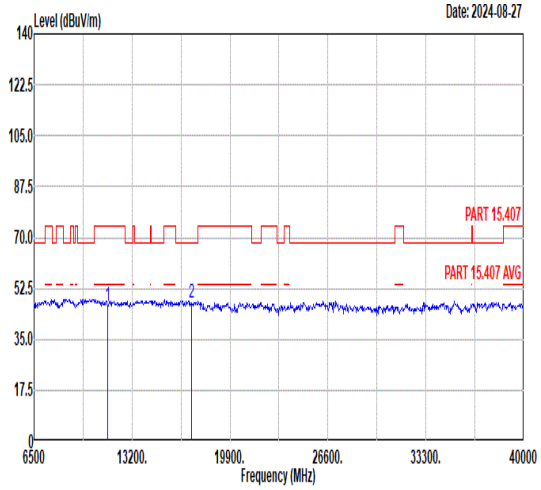 Freq Level Limit Line Margin Read Level Ant Factor Cable Loss Preamp Factor APos TPos Remark MHz dBuV/m dBuV/m dB dBuV dB/m dB dB cm deg 1 11510.00 46.75 74.00 -27.25 42.79 39.81 14.85 50.70 -- -- Peak 2 17265.00 47.41 68.30 -20.89 39.40 42.39 17.58 51.96 -- -- Peak

Mode	38	
	Band Edge - L	
	U-NII-3_5.725-5.85_802.11be EHT40_CH159_Full_5795MHz	
ANT	CDD 9+15	
Pol.	Horizontal	Fundamental
Peak	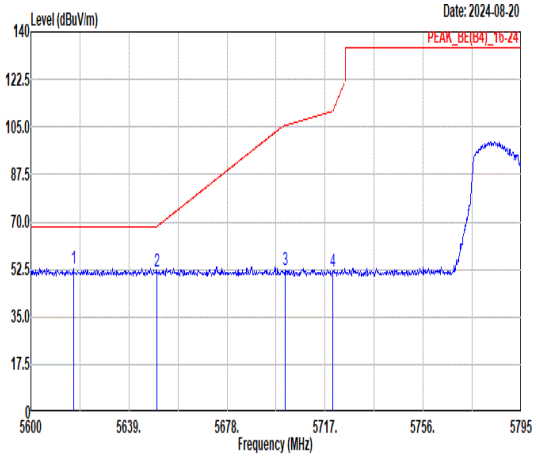 Freq Level Limit Line Margin (dB) Read Level Ant Factor Cable Loss Preamp Factor APos TPos Remark MHz dBuV/m dBuV/m dBuV dB/m dB dB cm deg 1 5616.97 52.88 68.30 -15.42 38.52 34.96 11.70 32.30 393 60 PEAK 2 5650.12 51.76 68.39 -16.63 37.39 35.01 11.69 32.33 393 60 PEAK 3 5701.21 52.24 105.54 -53.30 37.87 35.08 11.66 32.37 393 60 PEAK 4 5720.12 51.77 111.07 -59.30 37.38 35.11 11.66 32.38 393 60 PEAK	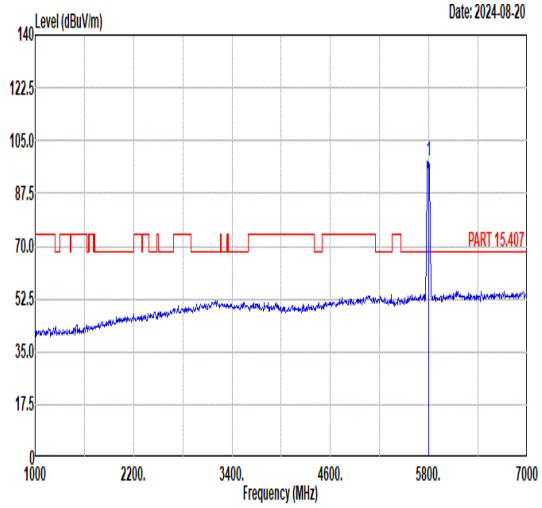 Freq Level Limit Line Margin (dB) Read Level Ant Factor Cable Loss Preamp Factor APos TPos Remark MHz dBuV/m dBuV/m dBuV dB/m dB dB cm deg 1 5795.00 98.20 ------ ------ 83.81 35.19 11.63 32.43 393 60 PEAK
Avg	Blank	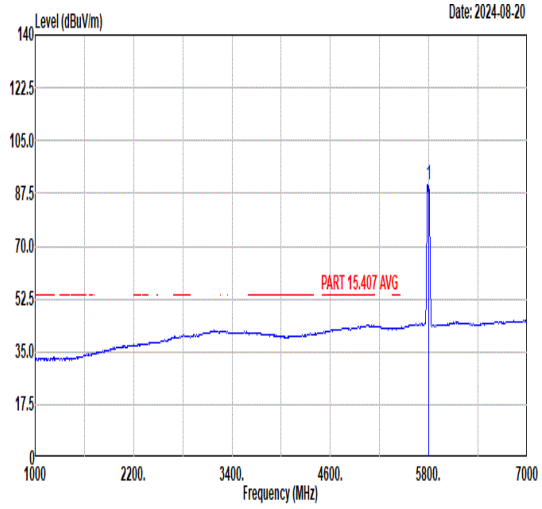 Freq Level Limit Line Margin (dB) Read Level Ant Factor Cable Loss Preamp Factor APos TPos Remark MHz dBuV/m dBuV/m dBuV dB/m dB dB cm deg 1 5795.00 90.41 ------ ------ 76.02 35.19 11.63 32.43 393 60 AVERAGE

Mode	38	
	Band Edge - R	
	U-NII-3_5.725-5.85_802.11be EHT40_CH159_Full_5795MHz	
ANT	CDD 9+15	
Pol.	Horizontal	Fundamental
Peak	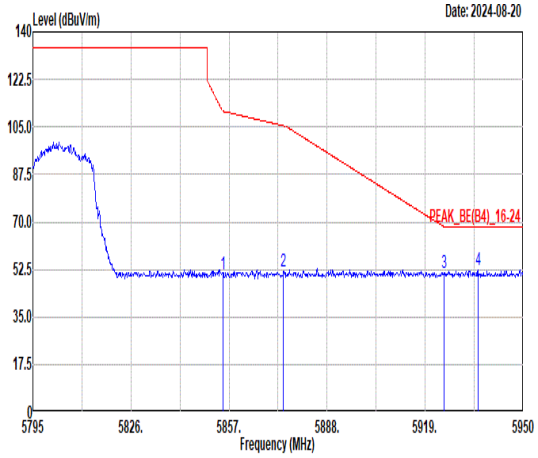 Freq Level Limit Line Margin (dB) Read Level Ant Factor Cable Loss Preamp Factor APos TPos Remark MHz dBuV/m dBuV/m dBuV dB/m dB dB cm deg 1 5854.99 50.98 110.83 -59.85 36.65 35.30 11.52 32.49 393 60 PEAK 2 5874.21 51.98 105.42 -53.44 37.67 35.32 11.49 32.50 393 60 PEAK 3 5924.89 51.29 68.28 -16.99 37.04 35.39 11.40 32.54 393 60 PEAK 4 5935.74 52.53 68.30 -15.77 38.28 35.41 11.39 32.55 393 60 PEAK	Blank

Mode	38	
	Band Edge - L	
	U-NII-3_5.725-5.85_802.11be EHT40_CH159_Full_5795MHz	
ANT	CDD 9+15	
Pol.	Vertical	Fundamental
Peak	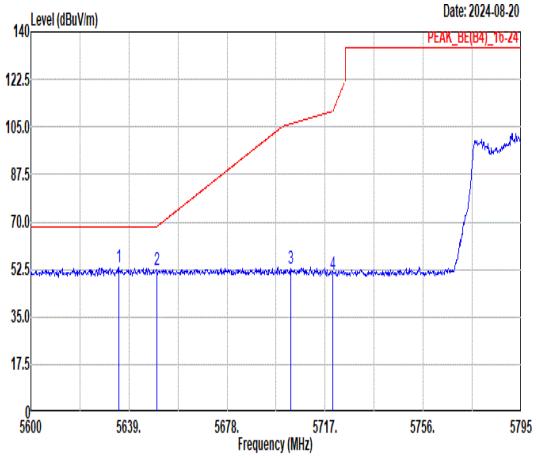 Freq Level Limit Line Margin (dB) Read Level Ant Factor Cable Loss Preamp Factor APos TPos Remark MHz dBuV/m dBuV/m dBuV dB/m dB dB cm deg 1 5634.91 53.40 68.30 -14.90 39.04 34.99 11.69 32.32 377 360 PEAK 2 5650.12 52.07 68.39 -16.32 37.70 35.01 11.69 32.33 377 360 PEAK 3 5703.35 52.89 106.14 -53.25 38.52 35.08 11.66 32.37 377 360 PEAK 4 5720.12 50.95 111.07 -60.12 36.56 35.11 11.66 32.38 377 360 PEAK	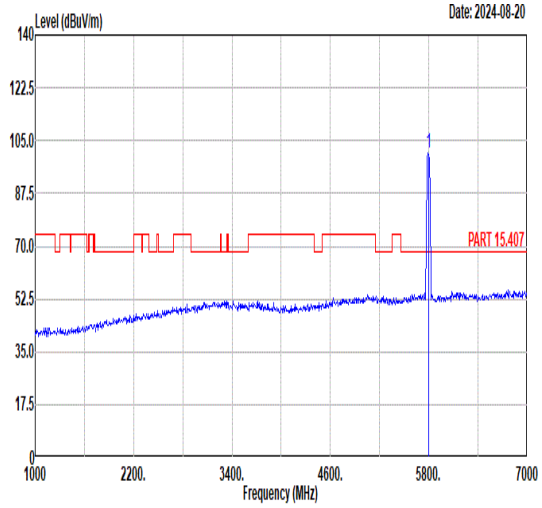 Freq Level Limit Line Margin (dB) Read Level Ant Factor Cable Loss Preamp Factor APos TPos Remark MHz dBuV/m dBuV/m dBuV dB/m dB dB cm deg 1 5795.00 100.88 ------ ------ 86.50 35.20 11.62 32.44 377 360 PEAK
Avg	Blank	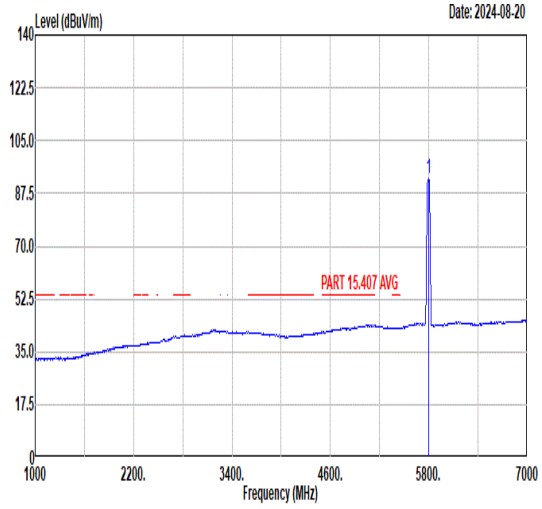 Freq Level Limit Line Margin (dB) Read Level Ant Factor Cable Loss Preamp Factor APos TPos Remark MHz dBuV/m dBuV/m dBuV dB/m dB dB cm deg 1 5795.00 92.19 ------ ------ 77.80 35.21 11.62 32.44 377 360 AVERAGE

Mode	38	
	Band Edge - R	
	U-NII-3_5.725-5.85_802.11be EHT40_CH159_Full_5795MHz	
ANT	CDD 9+15	
Pol.	Vertical	Fundamental
Peak	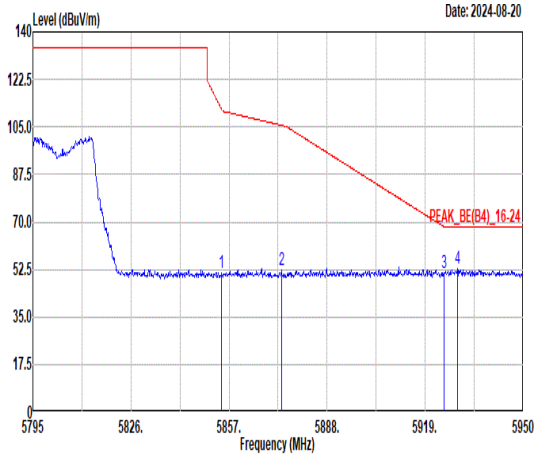 Freq Level Limit Line Margin (dB) Read Level Ant Factor Cable Loss Preamp Factor APos TPos Remark MHz dBuV/m dBuV/m dBuV dB/m dB dB cm deg 1 5854.68 51.05 111.54 -60.49 36.72 35.30 11.52 32.49 377 360 PEAK 2 5873.59 52.35 105.60 -53.25 38.04 35.32 11.49 32.50 377 360 PEAK 3 5924.89 51.21 68.28 -17.07 36.96 35.39 11.40 32.54 377 360 PEAK 4 5929.23 52.64 68.30 -15.66 38.39 35.40 11.40 32.55 377 360 PEAK	Blank

Mode	39	
	Band Edge - L	
	U-NII-3_5.725-5.85_802.11be EHT80_CH155_Full_5775MHz	
ANT	CDD 9+15	
Pol.	Horizontal	Fundamental
Peak	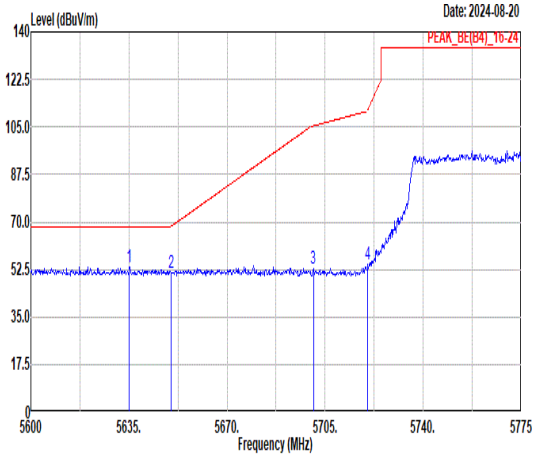 Freq Level Limit Line Margin (dB) Read Level Ant Factor Cable Loss Preamp Factor APos TPos Remark MHz dBuV/m dBuV/m dBuV dB/m dB dB cm deg 1 5635.18 53.41 68.30 -14.89 39.05 34.99 11.69 32.32 390 36 PEAK 2 5650.05 51.32 68.34 -17.02 36.95 35.01 11.69 32.33 390 36 PEAK 3 5700.80 52.75 105.42 -52.67 38.38 35.08 11.66 32.37 390 36 PEAK 4 5720.23 54.17 111.31 -57.14 39.78 35.11 11.66 32.38 390 36 PEAK	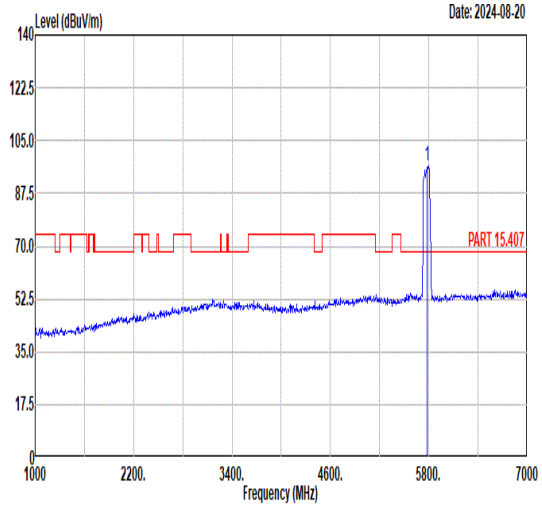 Freq Level Limit Line Margin (dB) Read Level Ant Factor Cable Loss Preamp Factor APos TPos Remark MHz dBuV/m dBuV/m dBuV dB/m dB dB cm deg 1 5775.00 96.77 ------ ------ 82.38 35.21 11.62 32.44 390 36 PEAK
Avg	Blank	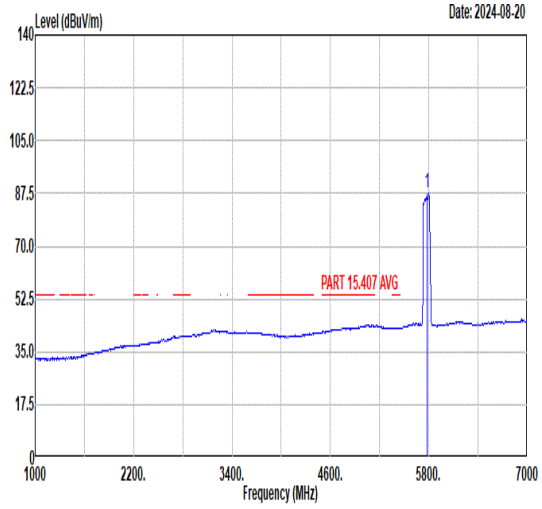 Freq Level Limit Line Margin (dB) Read Level Ant Factor Cable Loss Preamp Factor APos TPos Remark MHz dBuV/m dBuV/m dBuV dB/m dB dB cm deg 1 5775.00 87.50 ------ ------ 73.11 35.22 11.61 32.44 390 36 AVERAGE

Mode	39	
	Band Edge - R	
	U-NII-3_5.725-5.85_802.11be EHT80_CH155_Full_5775MHz	
ANT	CDD 9+15	
Pol.	Horizontal	Fundamental
Peak	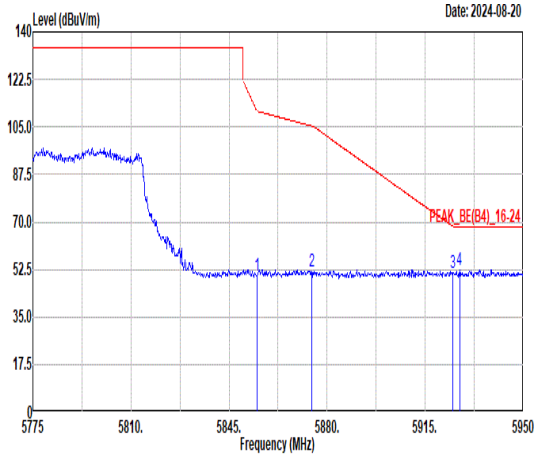 Freq Level Limit Line Margin (dB) Read Level Ant Factor Cable Loss Preamp Factor APos TPos Remark MHz dBuV/m dBuV/m dBuV dB/m dB dB cm deg 1 5854.98 50.04 110.86 -60.82 35.71 35.30 11.52 32.49 390 36 PEAK 2 5874.40 51.86 105.37 -53.51 37.55 35.32 11.49 32.50 390 36 PEAK 3 5924.98 51.01 68.22 -17.21 36.76 35.39 11.40 32.54 390 36 PEAK 4 5927.25 52.40 68.30 -15.90 38.14 35.40 11.40 32.54 390 36 PEAK	Blank

Mode	39	
	Band Edge - L	
	U-NII-3_5.725-5.85_802.11be EHT80_CH155_Full_5775MHz	
ANT	CDD 9+15	
Pol.	Vertical	Fundamental
Peak	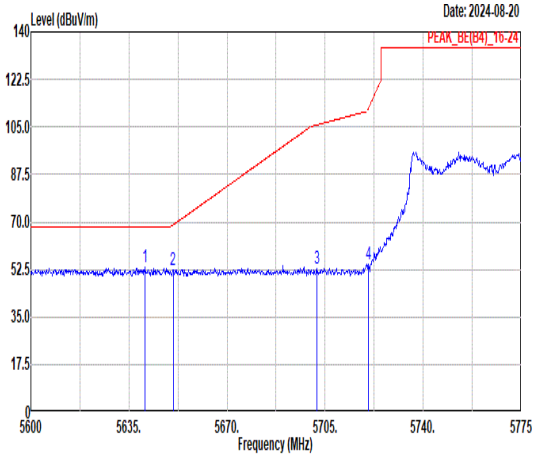 Freq Level Limit Line Margin (dB) Read Level Ant Factor Cable Loss Preamp Factor APos TPos Remark MHz dBuV/m dBuV/m dBuV dB/m dB dB cm deg 1 5640.60 53.13 68.30 -15.17 38.76 35.00 11.69 32.32 393 360 PEAK 2 5650.75 52.45 68.86 -16.41 38.08 35.01 11.69 32.33 393 360 PEAK 3 5702.03 52.86 105.77 -52.91 38.49 35.08 11.66 32.37 393 360 PEAK 4 5720.40 54.32 111.71 -57.39 39.93 35.11 11.66 32.38 393 360 PEAK	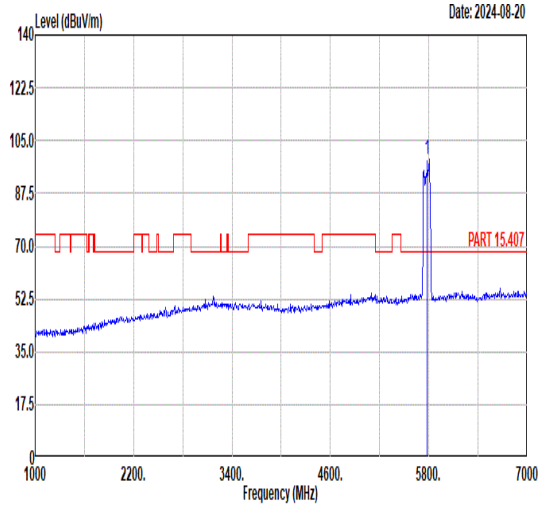 Freq Level Limit Line Margin (dB) Read Level Ant Factor Cable Loss Preamp Factor APos TPos Remark MHz dBuV/m dBuV/m dBuV dB/m dB dB cm deg 1 5775.00 98.54 ------ ------ 84.16 35.24 11.59 32.45 393 360 PEAK
Avg	Blank	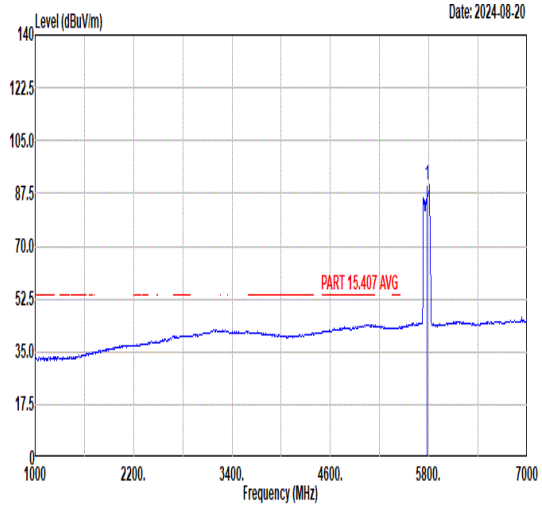 Freq Level Limit Line Margin (dB) Read Level Ant Factor Cable Loss Preamp Factor APos TPos Remark MHz dBuV/m dBuV/m dBuV dB/m dB dB cm deg 1 5775.00 90.19 ------ ------ 75.81 35.24 11.59 32.45 393 360 AVERAGE

Mode	39	
	Band Edge - R	
	U-NII-3_5.725-5.85_802.11be EHT80_CH155_Full_5775MHz	
ANT	CDD 9+15	
Pol.	Vertical	Fundamental
Peak	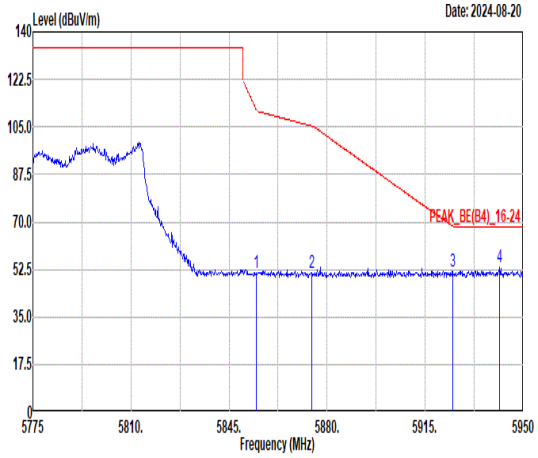	Blank

	Freq	Level	Limit Line	Margin (dB)	Read Level	Ant Factor	Cable Loss	Preamp Factor	APos	TPos	Remark
	MHz	dBuV/m	dBuV/m		dBuV	dB/m	dB	dB	cm	deg	
1	5854.63	51.44	111.65	-60.21	37.11	35.30	11.52	32.49	393	360	PEAK
2	5874.40	51.25	105.37	-54.12	36.94	35.32	11.49	32.50	393	360	PEAK
3	5924.98	51.71	68.22	-16.51	37.46	35.39	11.40	32.54	393	360	PEAK
4	5941.43	53.15	68.30	-15.15	38.91	35.42	11.38	32.56	393	360	PEAK

Mode	40	
	Band Edge	
	U-NII-2C_5.47-5.85_802.11a_CH144_5720MHz	
ANT	CDD 9+15	
Pol.	Horizontal	Fundamental
Peak	Blank	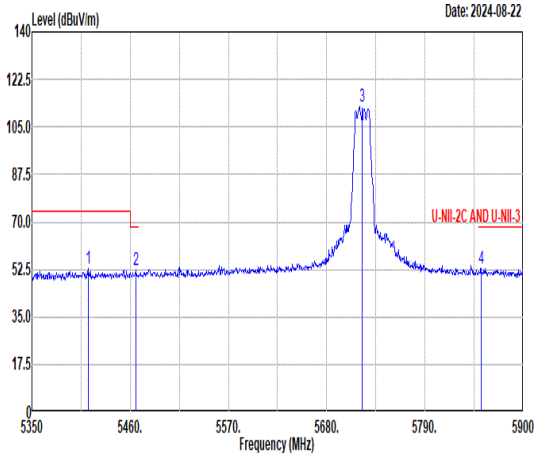 Freq Level Limit Line Margin Read Level Ant Factor Cable Loss Preamp Factor APos TPos Remark MHz dBuV/m dBuV/m dB dBuV dB/m dB dB cm deg 1 5412.70 52.75 74.00 -21.25 39.12 34.82 10.92 32.11 322 322 Peak 2 5466.05 52.17 68.30 -16.13 38.38 34.81 11.15 32.17 322 322 Peak 3 5720.00 112.57 ------ ------ 98.18 35.11 11.66 32.38 322 322 Peak 4 5852.70 52.70 68.30 -15.60 38.37 35.29 11.53 32.49 322 322 Peak
Avg	Blank	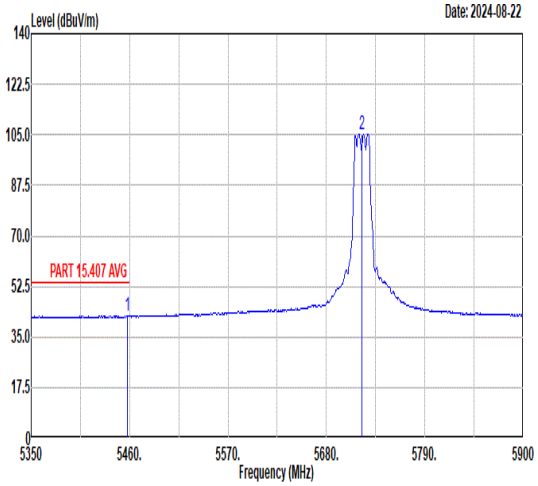 Freq Level Limit Line Margin Read Level Ant Factor Cable Loss Preamp Factor APos TPos Remark MHz dBuV/m dBuV/m dB dBuV dB/m dB dB cm deg 1 5457.80 42.36 54.00 -11.64 28.60 34.81 11.11 32.16 322 322 Average 2 5720.00 105.32 ------ ------ 90.93 35.11 11.66 32.38 322 322 Average

Mode	40	
	Band Edge	
	U-NII-2C_5.47-5.85_802.11a_CH144_5720MHz	
ANT	CDD 9+15	
Pol.	Vertical	Fundamental
Peak	Blank	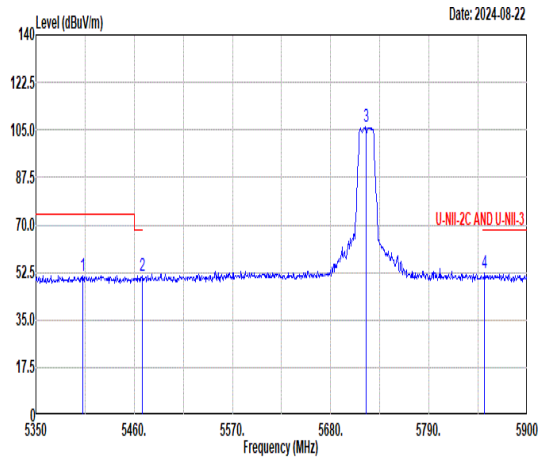 Freq Level Limit Line Margin Read Level Ant Factor Cable Loss Preamp Factor APos TPos Remark MHz dBuV/m dBuV/m dB dBuV dB/m dB dB cm deg 1 5402.25 51.40 74.00 -22.60 37.77 34.82 10.90 32.09 400 349 Peak 2 5469.35 51.25 68.30 -17.05 37.46 34.81 11.16 32.18 400 349 Peak 3 5720.00 106.25 ------ ------ 91.86 35.11 11.66 32.38 400 349 Peak 4 5852.15 52.36 68.30 -15.94 38.03 35.29 11.53 32.49 400 349 Peak
Avg	Blank	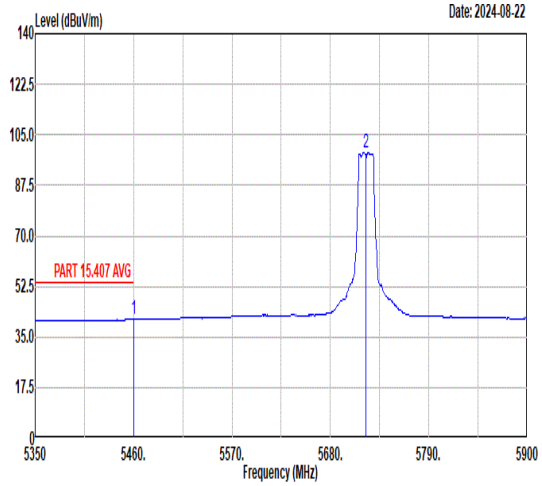 Freq Level Limit Line Margin Read Level Ant Factor Cable Loss Preamp Factor APos TPos Remark MHz dBuV/m dBuV/m dB dBuV dB/m dB dB cm deg 1 5460.00 41.16 54.00 -12.84 27.40 34.81 11.12 32.17 400 349 Average 2 5720.00 98.69 ------ ------ 84.30 35.11 11.66 32.38 400 349 Average

Mode	40	
	Harmonic	
	U-NII-2C_5.47-5.85_802.11a_CH144_5720MHz	
ANT	CDD 9+15	
Pol.	Horizontal	Vertical
Peak Avg	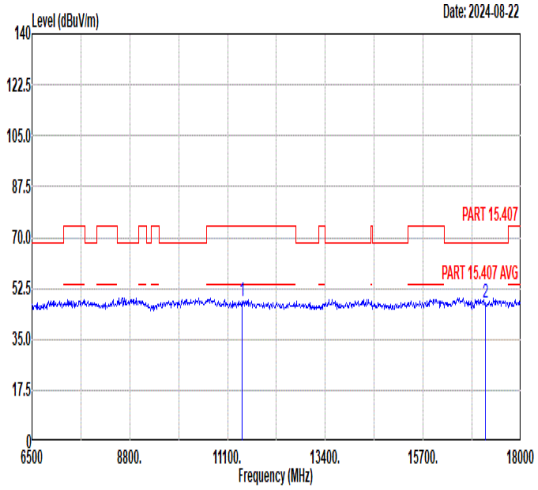 Freq Level Limit Line Margin Read Level Ant Factor Cable Loss Preamp Factor APos TPos Remark MHz dBuV/m dBuV/m dB dBuV dB/m dB dB cm deg 1 11440.00 47.86 74.00 -26.14 44.02 39.75 14.80 50.71 -- -- Peak 2 17160.00 47.54 68.30 -20.76 39.41 42.44 17.55 51.86 -- -- Peak	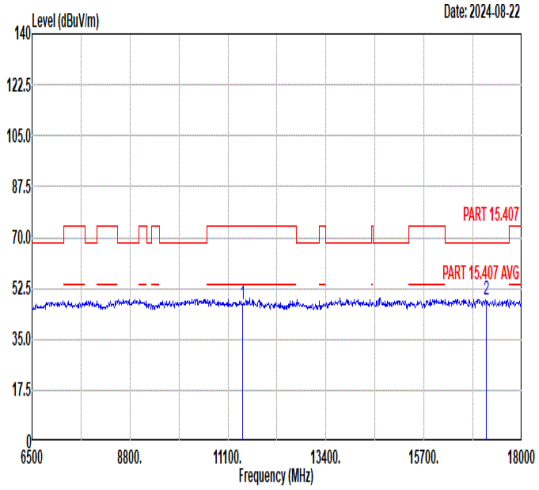 Freq Level Limit Line Margin Read Level Ant Factor Cable Loss Preamp Factor APos TPos Remark MHz dBuV/m dBuV/m dB dBuV dB/m dB dB cm deg 1 11440.00 47.07 74.00 -26.93 43.23 39.75 14.80 50.71 -- -- Peak 2 17160.00 48.50 68.30 -19.80 40.37 42.44 17.55 51.86 -- -- Peak

Mode	41	
	Band Edge	
	U-NII-2C_5.47-5.85_802.11be EHT20_CH144_Full_5720MHz	
ANT	CDD 9+15	
Pol.	Horizontal	Fundamental
Peak		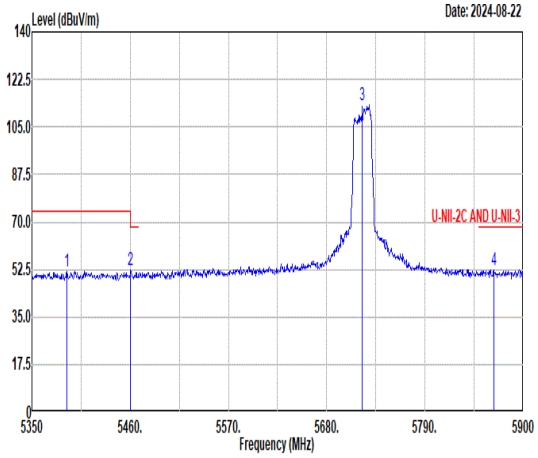 Freq Level Limit Line Margin Read Level Ant Factor Cable Loss Preamp Factor APos TPos Remark MHz dBuV/m dBuV/m dB dBuV dB/m dB dB cm deg 1 5389.05 51.89 74.00 -22.11 38.24 34.82 10.91 32.08 320 323 Peak 2 5460.55 52.13 68.30 -16.17 38.37 34.81 11.12 32.17 320 323 Peak 3 5720.00 113.32 ------ ------ 98.93 35.11 11.66 32.38 320 323 Peak 4 5867.00 52.19 68.30 -16.11 37.88 35.31 11.50 32.50 320 323 Peak
Avg		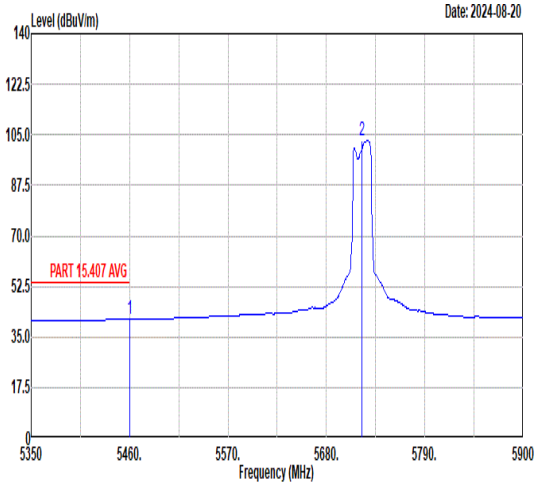 Freq Level Limit Line Margin Read Level Ant Factor Cable Loss Preamp Factor APos TPos Remark MHz dBuV/m dBuV/m dB dBuV dB/m dB dB cm deg 1 5460.00 41.19 54.00 -12.81 27.43 34.81 11.12 32.17 320 323 Peak 2 5720.00 102.89 ------ ------ 88.50 35.11 11.66 32.38 320 323 Average

Mode	41	
	Band Edge	
	U-NII-2C_5.47-5.85_802.11be EHT20_CH144_Full_5720MHz	
ANT	CDD 9+15	
Pol.	Vertical	Fundamental
Peak		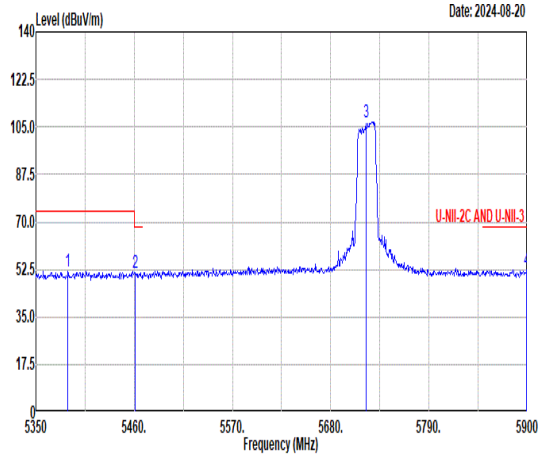 Freq Level Limit Line Margin Read Level Ant Factor Cable Loss Preamp Factor APos TPos Remark MHz dBuV/m dBuV/m dB dBuV dB/m dB dB cm deg 1 5385.75 51.76 74.00 -22.24 38.09 34.82 10.92 32.07 382 0 Peak 2 5461.10 51.47 68.30 -16.83 37.71 34.81 11.12 32.17 382 0 Peak 3 5720.00 106.93 ------ ------ 92.54 35.11 11.66 32.38 382 0 Peak 4 5899.45 52.41 68.30 -15.89 38.12 35.36 11.45 32.52 382 0 Peak
Avg		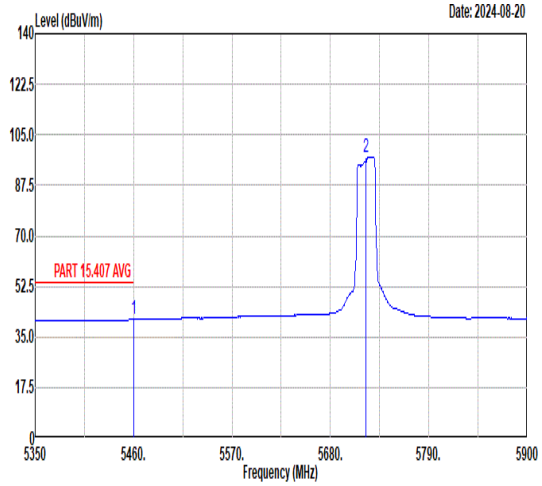 Freq Level Limit Line Margin Read Level Ant Factor Cable Loss Preamp Factor APos TPos Remark MHz dBuV/m dBuV/m dB dBuV dB/m dB dB cm deg 1 5460.00 41.10 54.00 -12.90 27.34 34.81 11.12 32.17 382 0 Peak 2 5720.00 97.45 ------ ------ 83.06 35.11 11.66 32.38 382 0 Average

Mode	41	
	Harmonic	
	U-NII-2C_5.47-5.85_802.11be EHT20_CH144_Full_5720MHz	
ANT	CDD 9+15	
Pol.	Horizontal	Vertical
Peak Avg	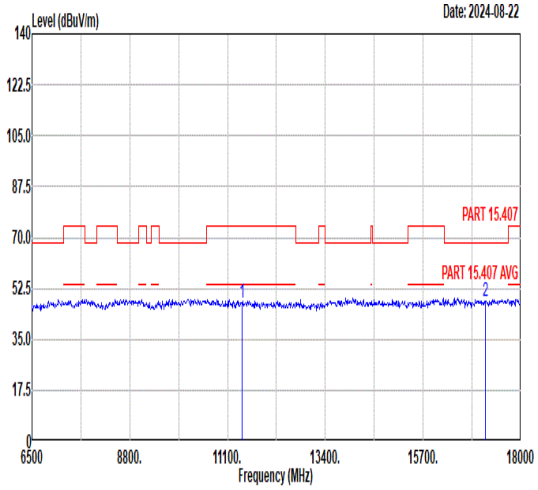 Freq Level Limit Line Margin Read Level Ant Factor Cable Loss Preamp Factor APos TPos Remark MHz dBuV/m dBuV/m dB dBuV dB/m dB dB cm deg 1 11440.00 47.51 74.00 -26.49 43.67 39.75 14.80 50.71 -- -- Peak 2 17160.00 48.15 68.30 -20.15 40.02 42.44 17.55 51.86 -- -- Peak	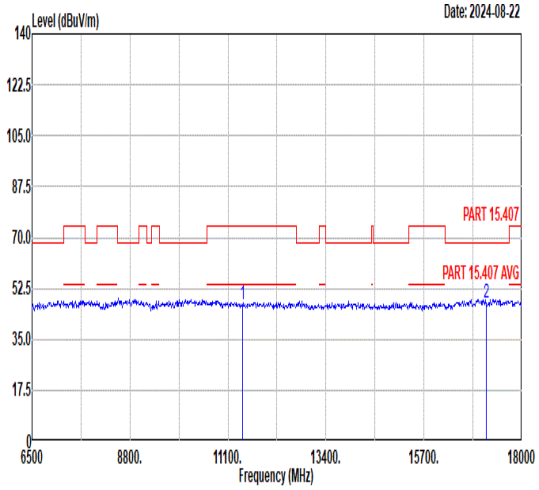 Freq Level Limit Line Margin Read Level Ant Factor Cable Loss Preamp Factor APos TPos Remark MHz dBuV/m dBuV/m dB dBuV dB/m dB dB cm deg 1 11440.00 47.24 74.00 -26.76 43.40 39.75 14.80 50.71 -- -- Peak 2 17160.00 47.72 68.30 -20.58 39.59 42.44 17.55 51.86 -- -- Peak

Mode	42	
	Band Edge	
	U-NII-2C_5.47-5.85_802.11be EHT40_CH142_Full_5710MHz	
ANT	CDD 9+15	
Pol.	Horizontal	Fundamental
Peak		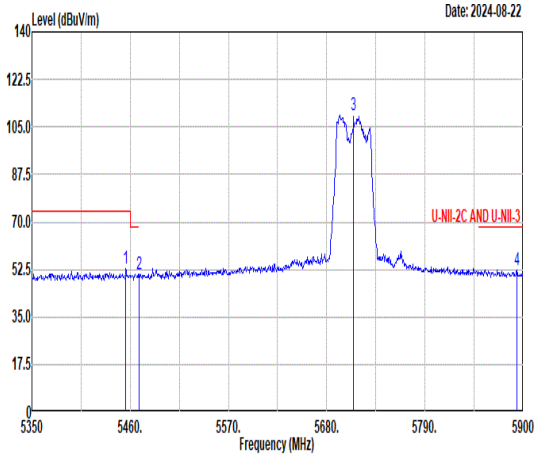 Freq Level Limit Line Margin Read Level Ant Factor Cable Loss Preamp Factor APos TPos Remark MHz dBuV/m dBuV/m dB dBuV dB/m dB dB cm deg 1 5455.05 52.60 74.00 -21.40 38.85 34.81 11.10 32.16 308 319 Peak 2 5469.90 50.83 68.30 -17.47 37.04 34.81 11.16 32.18 308 319 Peak 3 5710.00 109.14 ------ ------ 94.76 35.09 11.66 32.37 308 319 Peak 4 5892.85 52.56 68.30 -15.74 38.27 35.35 11.46 32.52 308 319 Peak
Avg		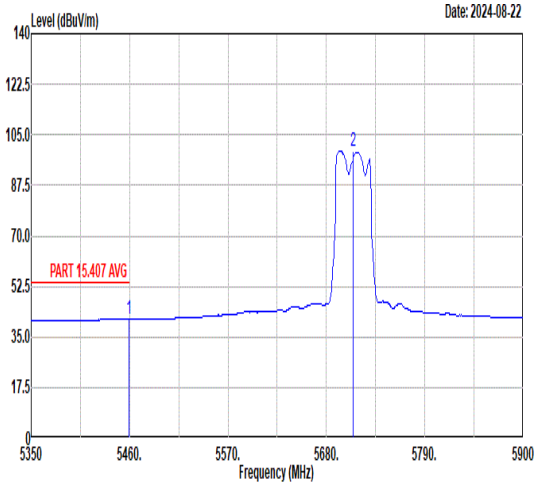 Freq Level Limit Line Margin Read Level Ant Factor Cable Loss Preamp Factor APos TPos Remark MHz dBuV/m dBuV/m dB dBuV dB/m dB dB cm deg 1 5459.45 41.15 54.00 -12.85 27.38 34.81 11.12 32.16 308 319 Peak 2 5710.00 99.33 ------ ------ 84.95 35.09 11.66 32.37 308 319 Average

Mode	42	
	Band Edge	
	U-NII-2C_5.47-5.85_802.11be EHT40_CH142_Full_5710MHz	
ANT	CDD 9+15	
Pol.	Vertical	Fundamental
Peak		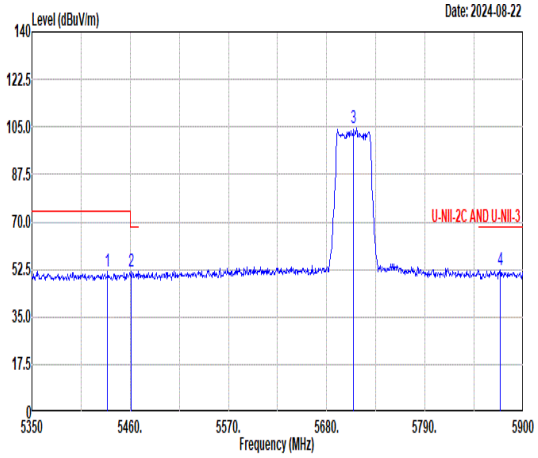 Freq Level Limit Line Margin Read Level Ant Factor Cable Loss Preamp Factor APos TPos Remark MHz dBuV/m dBuV/m dB dBuV dB/m dB dB cm deg 1 5434.70 51.60 74.00 -22.40 37.90 34.81 11.02 32.13 361 339 Peak 2 5461.10 51.64 68.30 -16.66 37.88 34.81 11.12 32.17 361 339 Peak 3 5710.00 104.57 ------ ------ 90.19 35.09 11.66 32.37 361 339 Peak 4 5874.15 52.24 68.30 -16.06 37.93 35.32 11.49 32.50 361 339 Peak
Avg		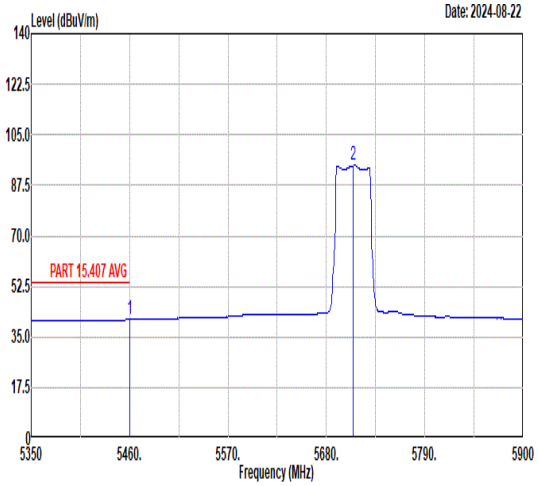 Freq Level Limit Line Margin Read Level Ant Factor Cable Loss Preamp Factor APos TPos Remark MHz dBuV/m dBuV/m dB dBuV dB/m dB dB cm deg 1 5460.00 41.06 54.00 -12.94 27.30 34.81 11.12 32.17 361 339 Peak 2 5710.00 94.42 ------ ------ 80.04 35.09 11.66 32.37 361 339 Average

Mode	43	
	Band Edge	
	U-NII-2C_5.47-5.85_802.11be EHT80_CH138_Full_5690MHz	
ANT	CDD 9+15	
Pol.	Horizontal	Fundamental
Peak		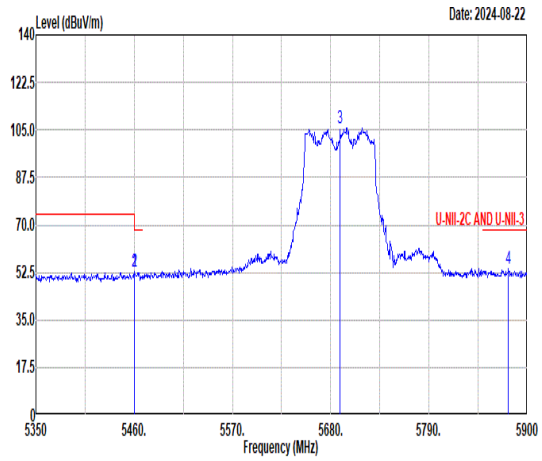 Freq Level Limit Line Margin Read Level Ant Factor Cable Loss Preamp Factor APos TPos Remark MHz dBuV/m dBuV/m dB dBuV dB/m dB dB cm deg 1 5460.00 52.66 68.30 -15.64 38.90 34.81 11.12 32.17 307 326 Peak 2 5460.00 52.66 68.30 -15.64 38.90 34.81 11.12 32.17 307 326 Peak 3 5690.00 105.75 ------ ------ 91.37 35.07 11.67 32.36 307 326 Peak 4 5879.10 54.03 68.30 -14.27 39.73 35.33 11.48 32.51 307 326 Peak
Avg		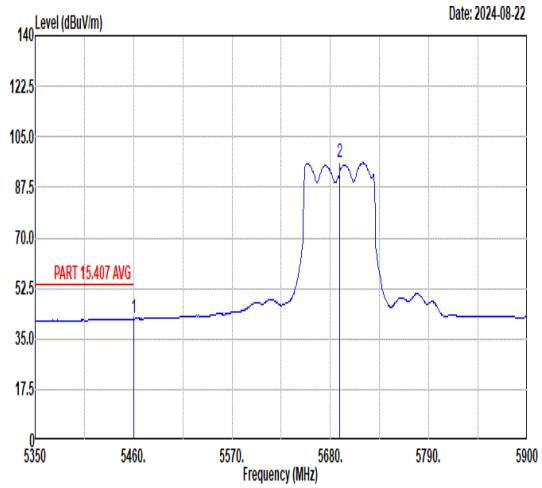 Freq Level Limit Line Margin Read Level Ant Factor Cable Loss Preamp Factor APos TPos Remark MHz dBuV/m dBuV/m dB dBuV dB/m dB dB cm deg 1 5460.00 42.01 54.00 -11.99 28.25 34.81 11.12 32.17 307 326 Average 2 5690.00 95.93 ------ ------ 81.55 35.07 11.67 32.36 307 326 Average

Mode	43	
	Band Edge	
	U-NII-2C_5.47-5.85_802.11be EHT80_CH138_Full_5690MHz	
ANT	CDD 9+15	
Pol.	Vertical	Fundamental
Peak		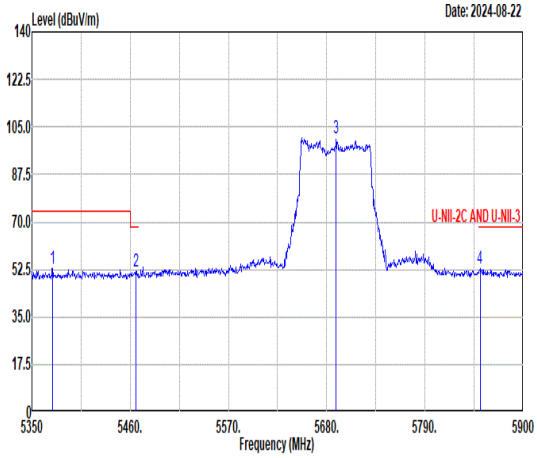 Freq Level Limit Line Margin Read Level Ant Factor Cable Loss Preamp Factor APos TPos Remark MHz dBuV/m dBuV/m dB dBuV dB/m dB dB cm deg 1 5373.10 52.74 74.00 -21.26 39.04 34.83 10.93 32.06 342 344 Peak 2 5466.60 51.88 68.30 -16.42 38.09 34.81 11.15 32.17 342 344 Peak 3 5690.00 100.86 ------ ------ 86.48 35.07 11.67 32.36 342 344 Peak 4 5851.60 52.98 68.30 -15.32 38.65 35.29 11.53 32.49 342 344 Peak
Avg		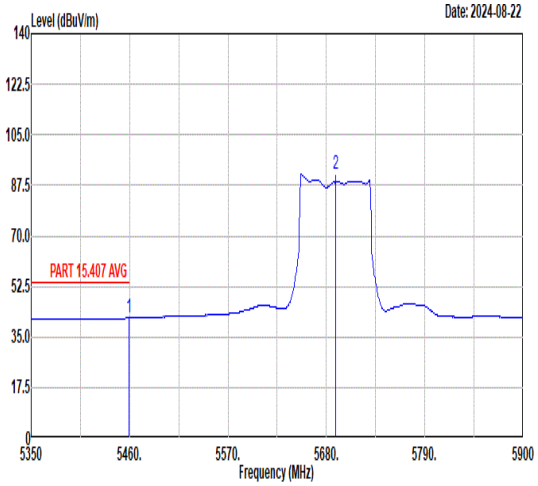 Freq Level Limit Line Margin Read Level Ant Factor Cable Loss Preamp Factor APos TPos Remark MHz dBuV/m dBuV/m dB dBuV dB/m dB dB cm deg 1 5459.45 41.60 54.00 -12.40 27.83 34.81 11.12 32.16 342 344 Average 2 5690.00 91.21 ------ ------ 76.83 35.07 11.67 32.36 342 344 Average

Mode	44	
	Band Edge	
	U-NII-1_5.15-5.25_802.11be EHT20_CH36_Single RU 26/0_5180MHz	
ANT	CDD 9+15	
Pol.	Horizontal	Fundamental
Peak	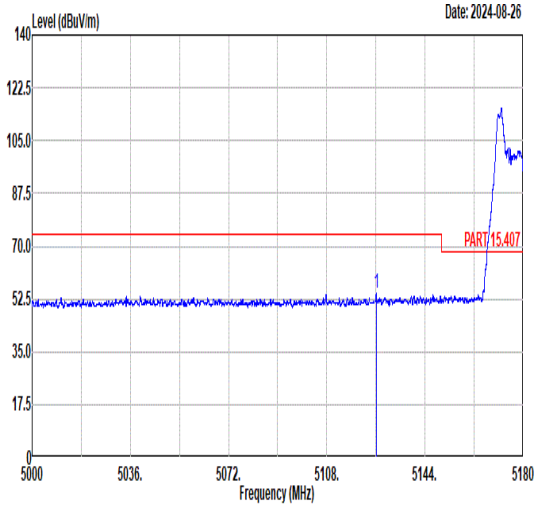 Freq Level Limit Line Margin (dB) Read Level Ant Factor Cable Loss Preamp Factor APos TPos Remark MHz dBuV/m dBuV/m dBuV dB/m dB dB cm deg 1 5126.09 54.44 74.00 -19.56 40.22 34.87 11.10 31.75 340 121 PEAK	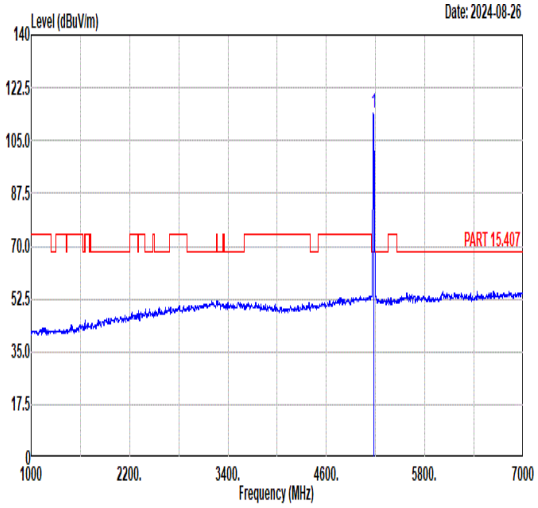 Freq Level Limit Line Margin (dB) Read Level Ant Factor Cable Loss Preamp Factor APos TPos Remark MHz dBuV/m dBuV/m dBuV dB/m dB dB cm deg 1 5180.00 114.17 ------ ------ 100.02 34.87 11.08 31.80 340 121 PEAK
Avg	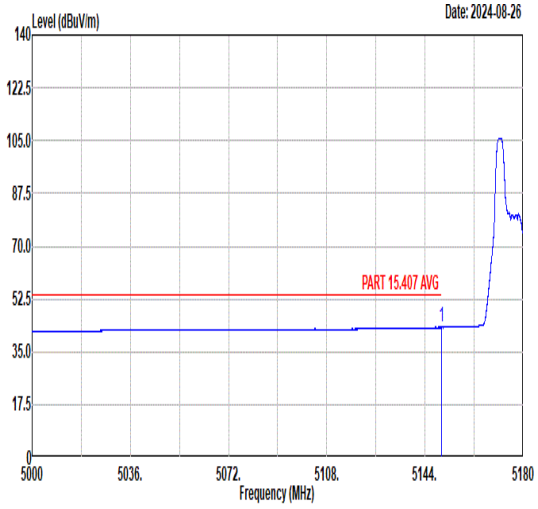 Freq Level Limit Line Margin (dB) Read Level Ant Factor Cable Loss Preamp Factor APos TPos Remark MHz dBuV/m dBuV/m dBuV dB/m dB dB cm deg 1 5149.99 43.12 54.00 -10.88 28.95 34.87 11.08 31.78 340 121 AVERAGE	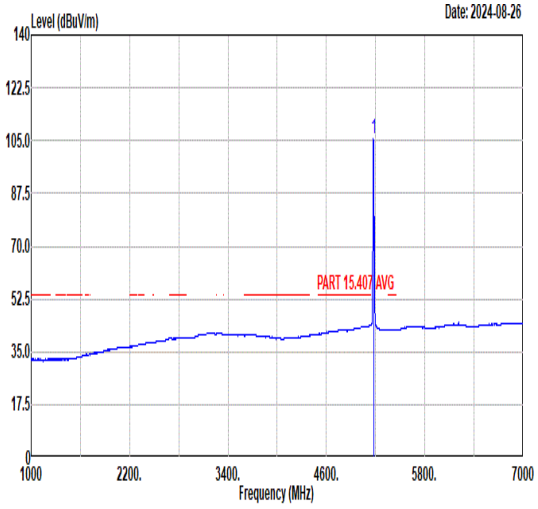 Freq Level Limit Line Margin (dB) Read Level Ant Factor Cable Loss Preamp Factor APos TPos Remark MHz dBuV/m dBuV/m dBuV dB/m dB dB cm deg 1 5180.00 105.61 ------ ------ 91.46 34.87 11.08 31.80 340 121 AVERAGE

Mode	44	
	Band Edge	
	U-NII-1_5.15-5.25_802.11be EHT20_CH36_Single RU 26/0_5180MHz	
ANT	CDD 9+15	
Pol.	Vertical	Fundamental
Peak	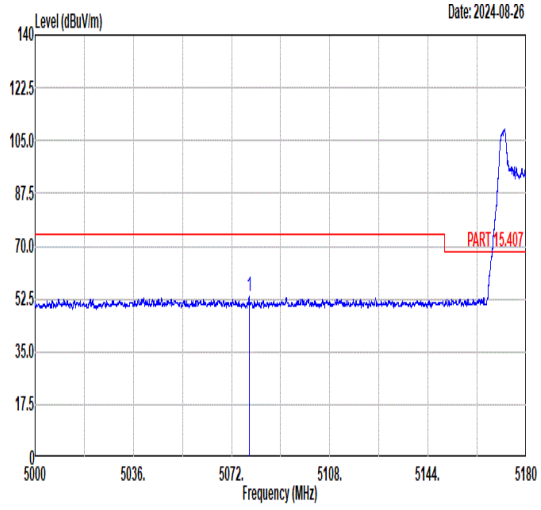 Freq Level Limit Line Margin (dB) Read Level Ant Factor Cable Loss Preamp Factor APos TPos Remark MHz dBuV/m dBuV/m dBuV dB/m dB dB cm deg 1 5078.39 53.13 74.00 -20.87 38.81 34.88 11.13 31.69 372 346 PEAK	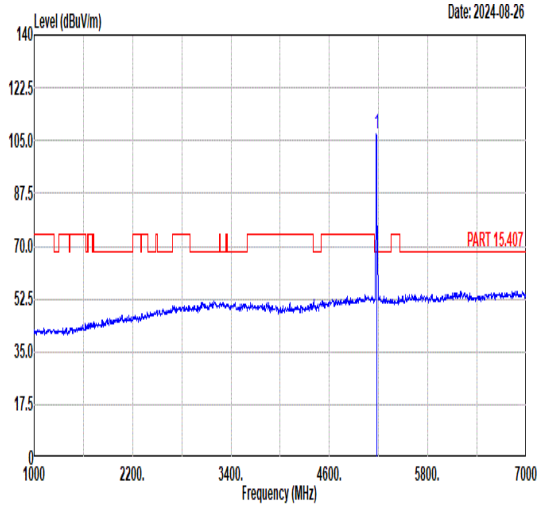 Freq Level Limit Line Margin (dB) Read Level Ant Factor Cable Loss Preamp Factor APos TPos Remark MHz dBuV/m dBuV/m dBuV dB/m dB dB cm deg 1 5180.00 107.18 ------ ------ 93.03 34.87 11.08 31.80 372 346 PEAK
Avg	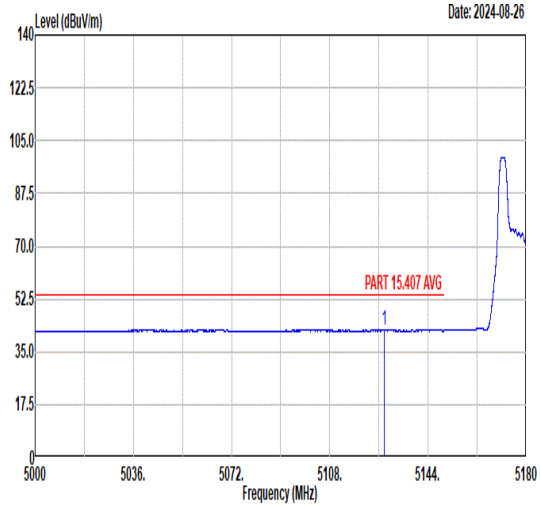 Freq Level Limit Line Margin (dB) Read Level Ant Factor Cable Loss Preamp Factor APos TPos Remark MHz dBuV/m dBuV/m dBuV dB/m dB dB cm deg 1 5128.07 42.20 54.00 -11.80 27.98 34.87 11.10 31.75 372 346 AVERAGE	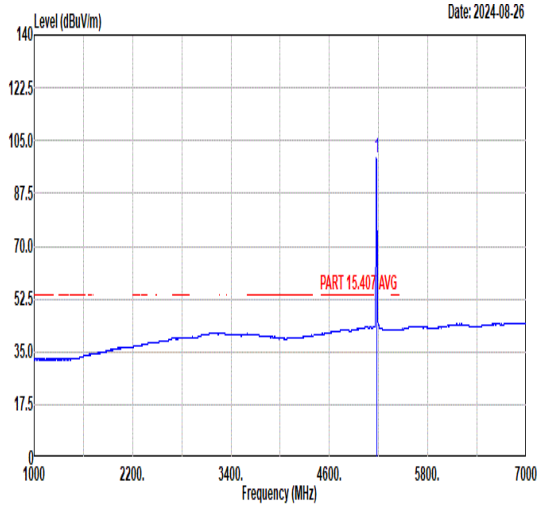 Freq Level Limit Line Margin (dB) Read Level Ant Factor Cable Loss Preamp Factor APos TPos Remark MHz dBuV/m dBuV/m dBuV dB/m dB dB cm deg 1 5180.00 99.34 ------ ------ 85.19 34.87 11.08 31.80 372 346 AVERAGE

Mode	45	
	Band Edge	
	U-NII-1_5.15-5.25_802.11be EHT20_CH36_Single RU 52/37_5180MHz	
ANT	CDD 9+15	
Pol.	Horizontal	Fundamental
Peak	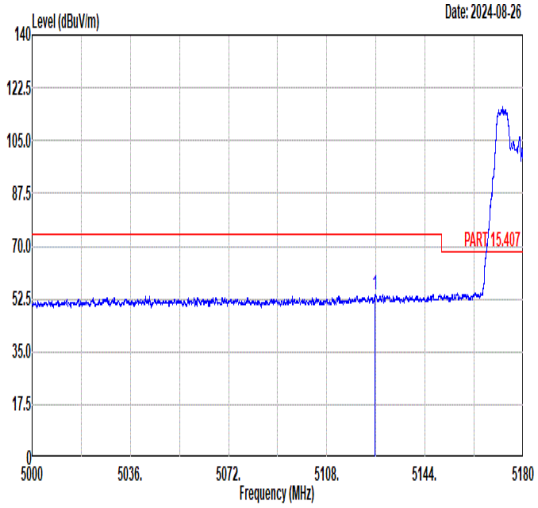 Freq Level Limit Line Margin (dB) Read Level Ant Factor Cable Loss Preamp Factor APos TPos Remark MHz dBuV/m dBuV/m dBuV dB/m dB dB cm deg 1 5125.75 54.09 74.00 -19.91 39.87 34.87 11.10 31.75 341 119 PEAK	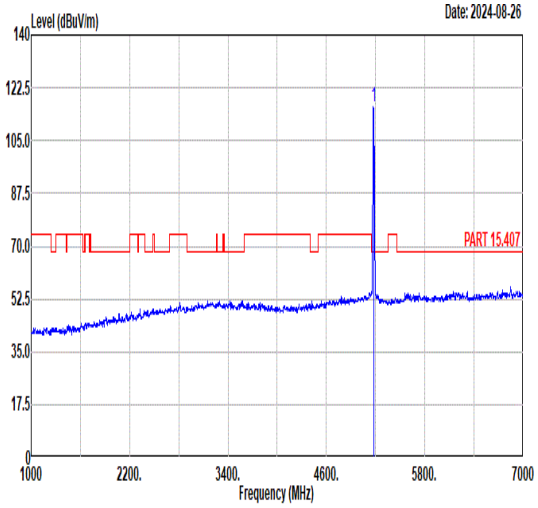 Freq Level Limit Line Margin (dB) Read Level Ant Factor Cable Loss Preamp Factor APos TPos Remark MHz dBuV/m dBuV/m dBuV dB/m dB dB cm deg 1 5180.00 116.35 ------ ------ 102.20 34.87 11.08 31.80 341 119 PEAK
Avg	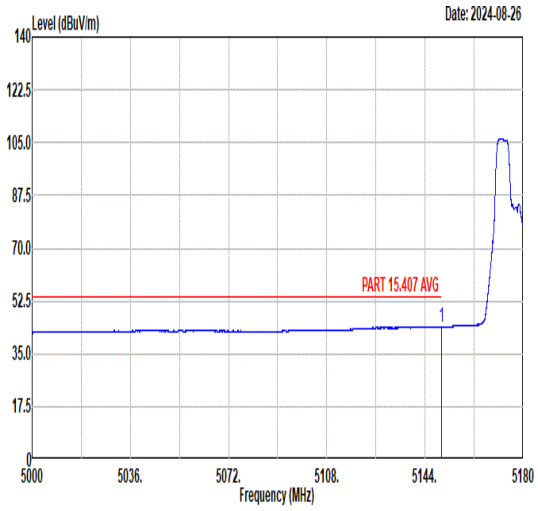 Freq Level Limit Line Margin (dB) Read Level Ant Factor Cable Loss Preamp Factor APos TPos Remark MHz dBuV/m dBuV/m dBuV dB/m dB dB cm deg 1 5149.99 44.06 54.00 -9.94 29.89 34.87 11.08 31.78 341 119 AVERAGE	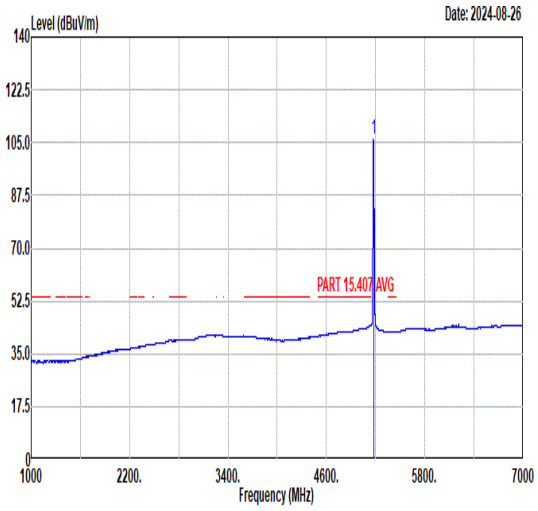 Freq Level Limit Line Margin (dB) Read Level Ant Factor Cable Loss Preamp Factor APos TPos Remark MHz dBuV/m dBuV/m dBuV dB/m dB dB cm deg 1 5180.00 106.10 ------ ------ 91.95 34.87 11.08 31.80 341 119 AVERAGE

Mode	45	
	Band Edge	
	U-NII-1_5.15-5.25_802.11be EHT20_CH36_Single RU 52/37_5180MHz	
ANT	CDD 9+15	
Pol.	Vertical	Fundamental
Peak	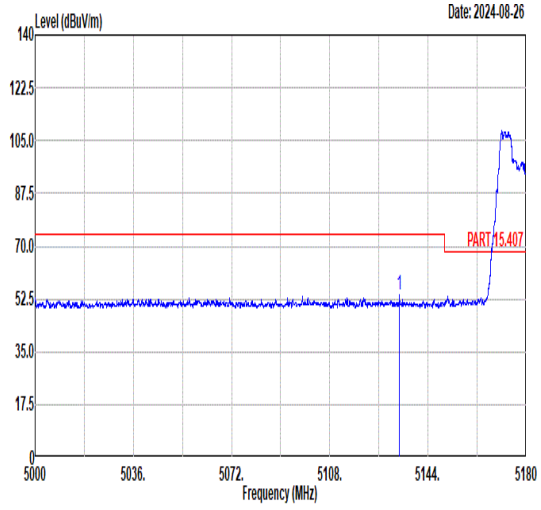 Freq Level Limit Line Margin (dB) Read Level Ant Factor Cable Loss Preamp Factor APos TPos Remark MHz dBuV/m dBuV/m dBuV dB/m dB dB cm deg 1 5133.47 53.65 74.00 -20.35 39.45 34.87 11.09 31.76 371 344 PEAK	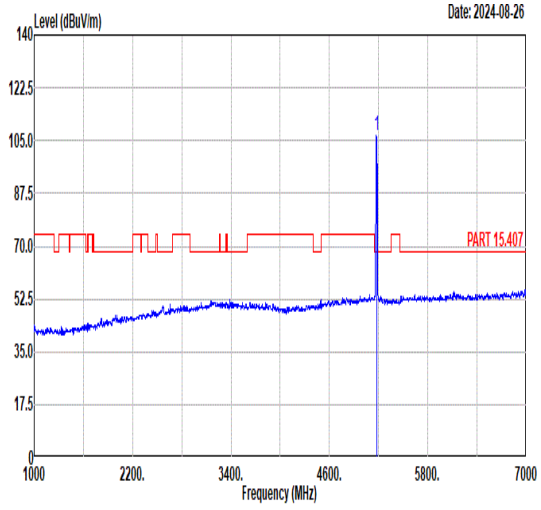 Freq Level Limit Line Margin (dB) Read Level Ant Factor Cable Loss Preamp Factor APos TPos Remark MHz dBuV/m dBuV/m dBuV dB/m dB dB cm deg 1 5180.00 106.93 ------ ------ 92.78 34.87 11.08 31.80 371 344 PEAK
Avg	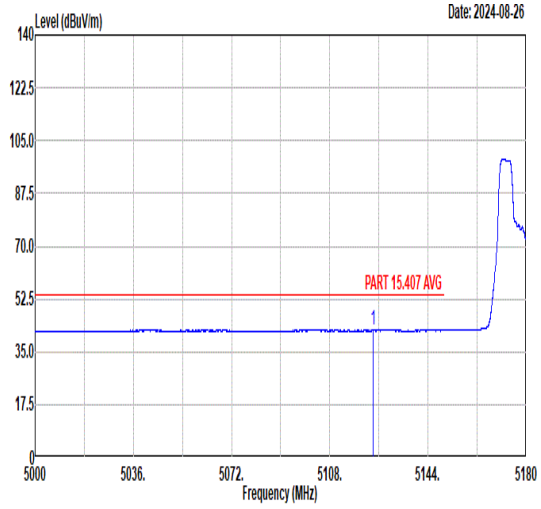 Freq Level Limit Line Margin (dB) Read Level Ant Factor Cable Loss Preamp Factor APos TPos Remark MHz dBuV/m dBuV/m dBuV dB/m dB dB cm deg 1 5123.75 42.19 54.00 -11.81 27.96 34.88 11.10 31.75 371 344 AVERAGE	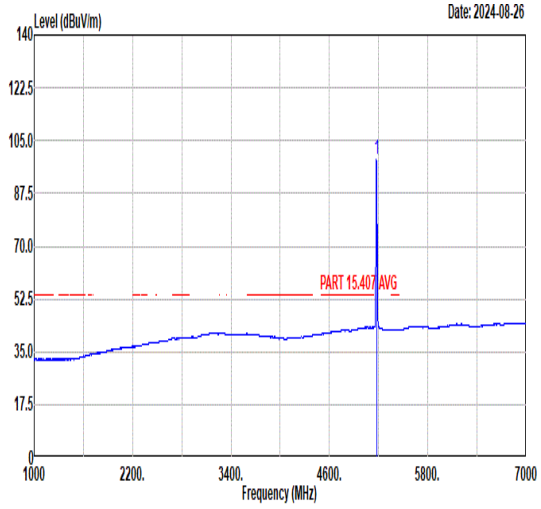 Freq Level Limit Line Margin (dB) Read Level Ant Factor Cable Loss Preamp Factor APos TPos Remark MHz dBuV/m dBuV/m dBuV dB/m dB dB cm deg 1 5180.00 98.68 ------ ------ 84.53 34.87 11.08 31.80 371 344 AVERAGE

Mode	46	
	Band Edge	
	U-NII-1_5.15-5.25_802.11be EHT20_CH36_Single RU 106/53_5180MHz	
ANT	CDD 9+15	
Pol.	Horizontal	Fundamental
Peak	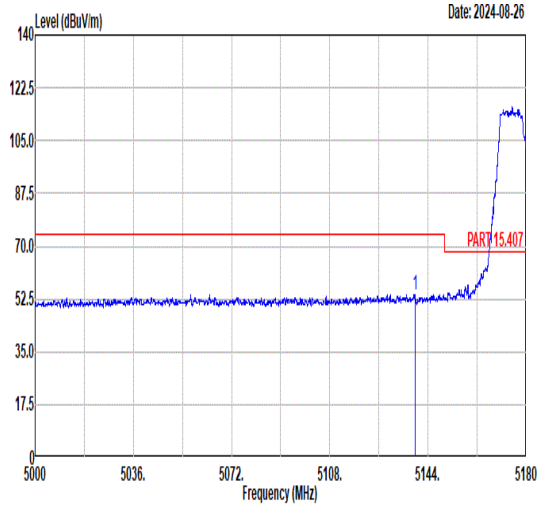 Freq Level Limit Line Margin (dB) Read Level Ant Factor Cable Loss Preamp Factor APos TPos Remark MHz dBuV/m dBuV/m dBuV dB/m dB dB cm deg 1 5139.25 54.03 74.00 -19.97 39.84 34.87 11.09 31.77 340 119 PEAK	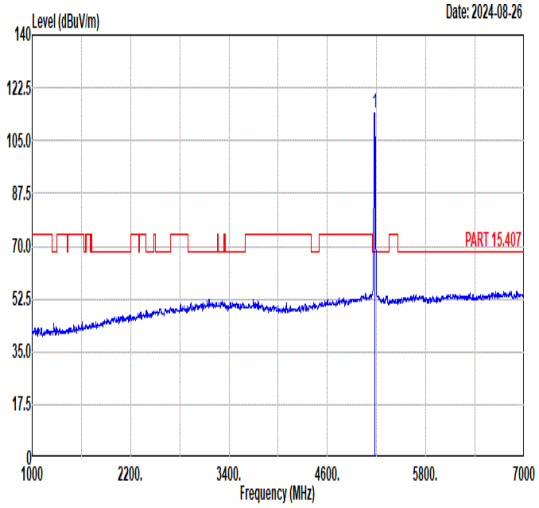 Freq Level Limit Line Margin (dB) Read Level Ant Factor Cable Loss Preamp Factor APos TPos Remark MHz dBuV/m dBuV/m dBuV dB/m dB dB cm deg 1 5180.00 114.34 ------ ------ 100.19 34.87 11.08 31.80 340 119 PEAK
Avg	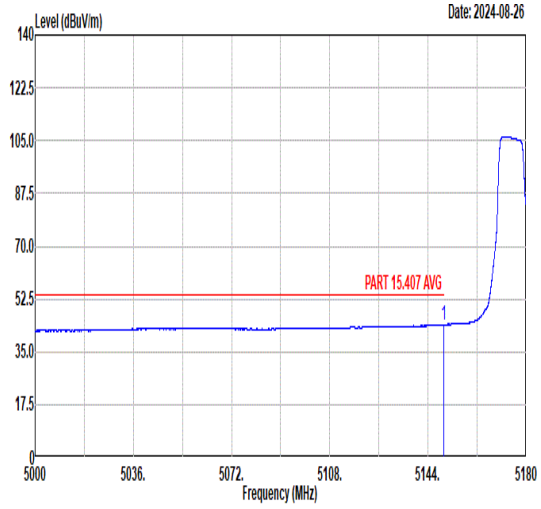 Freq Level Limit Line Margin (dB) Read Level Ant Factor Cable Loss Preamp Factor APos TPos Remark MHz dBuV/m dBuV/m dBuV dB/m dB dB cm deg 1 5149.67 44.03 54.00 -9.97 29.85 34.87 11.09 31.78 340 119 AVERAGE	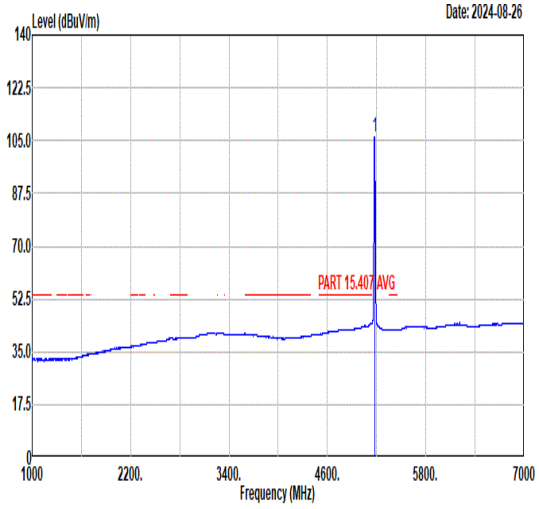 Freq Level Limit Line Margin (dB) Read Level Ant Factor Cable Loss Preamp Factor APos TPos Remark MHz dBuV/m dBuV/m dBuV dB/m dB dB cm deg 1 5180.00 105.99 ------ ------ 91.84 34.87 11.08 31.80 340 119 AVERAGE

Mode	46	
	Band Edge	
	U-NII-1_5.15-5.25_802.11be EHT20_CH36_Single RU 106/53_5180MHz	
ANT	CDD 9+15	
Pol.	Vertical	Fundamental
Peak	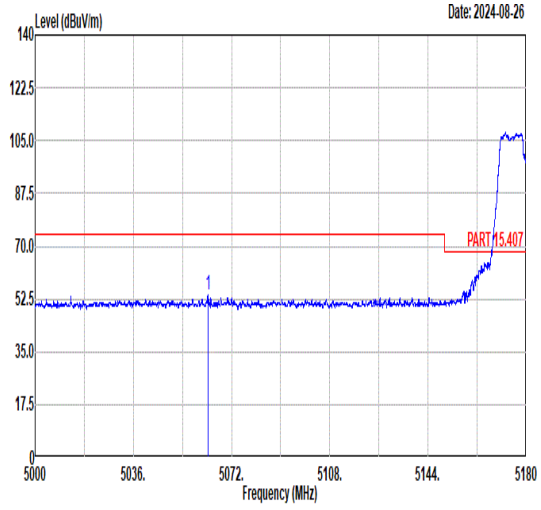 Freq Level Limit Line Margin (dB) Read Level Ant Factor Cable Loss Preamp Factor APos TPos Remark MHz dBuV/m dBuV/m dBuV dB/m dB dB cm deg 1 5063.27 54.04 74.00 -19.96 39.69 34.89 11.13 31.67 374 344 PEAK	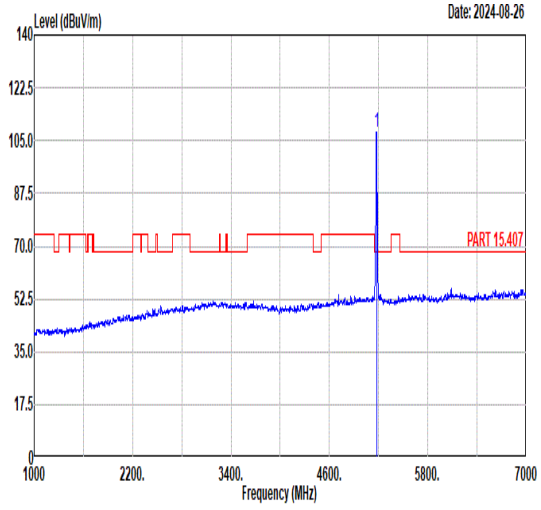 Freq Level Limit Line Margin (dB) Read Level Ant Factor Cable Loss Preamp Factor APos TPos Remark MHz dBuV/m dBuV/m dBuV dB/m dB dB cm deg 1 5180.00 107.91 ------ ------ 93.78 34.87 11.07 31.81 374 344 PEAK
Avg	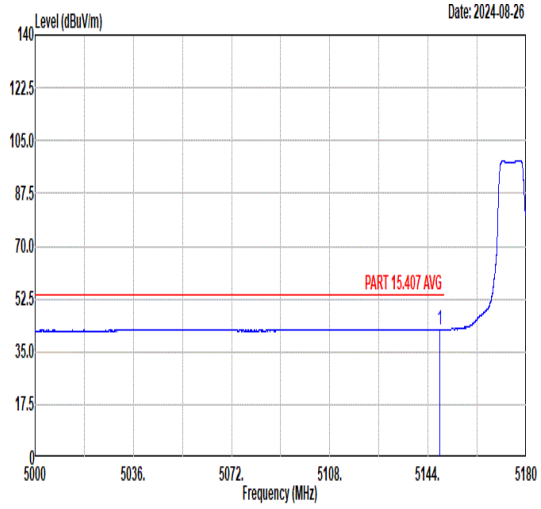 Freq Level Limit Line Margin (dB) Read Level Ant Factor Cable Loss Preamp Factor APos TPos Remark MHz dBuV/m dBuV/m dBuV dB/m dB dB cm deg 1 5148.43 42.48 54.00 -11.52 28.30 34.87 11.09 31.78 374 344 AVERAGE	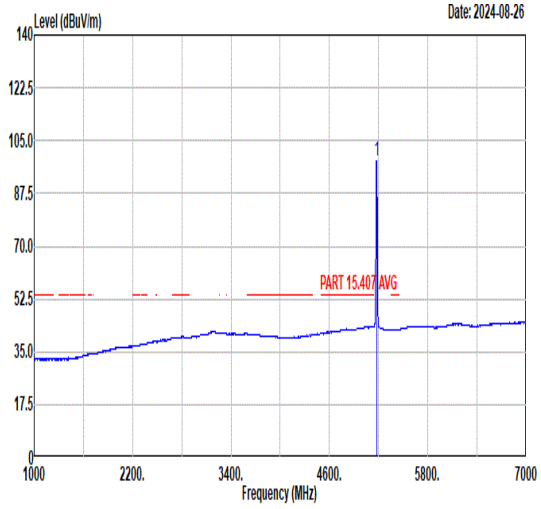 Freq Level Limit Line Margin (dB) Read Level Ant Factor Cable Loss Preamp Factor APos TPos Remark MHz dBuV/m dBuV/m dBuV dB/m dB dB cm deg 1 5180.00 98.27 ------ ------ 84.14 34.87 11.07 31.81 374 344 AVERAGE

Mode	47	
	Band Edge	
	U-NII-2A_5.15-5.25_802.11be EHT20_CH64_Single RU 26/8_5320MHz	
ANT	CDD 9+15	
Pol.	Horizontal	Fundamental
Peak	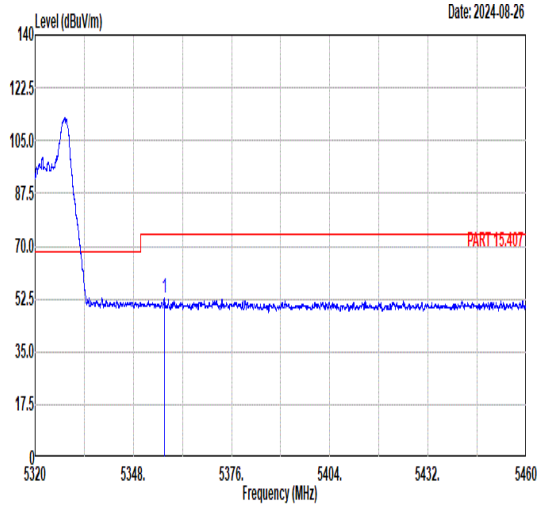 Freq Level Limit Line Margin (dB) Read Level Ant Factor Cable Loss Preamp Factor APos TPos Remark 1 5356.89 52.70 74.00 -21.30 38.97 34.83 10.94 32.04 337 116 PEAK	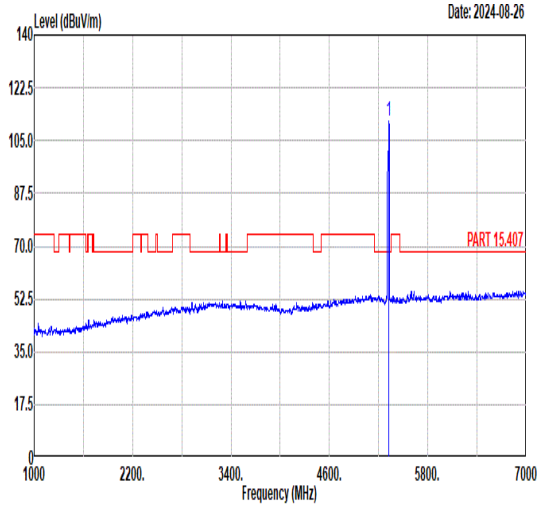 Freq Level Limit Line Margin (dB) Read Level Ant Factor Cable Loss Preamp Factor APos TPos Remark 1 5320.00 111.39 ------ ------ 97.59 34.84 10.96 32.00 337 116 PEAK
Avg	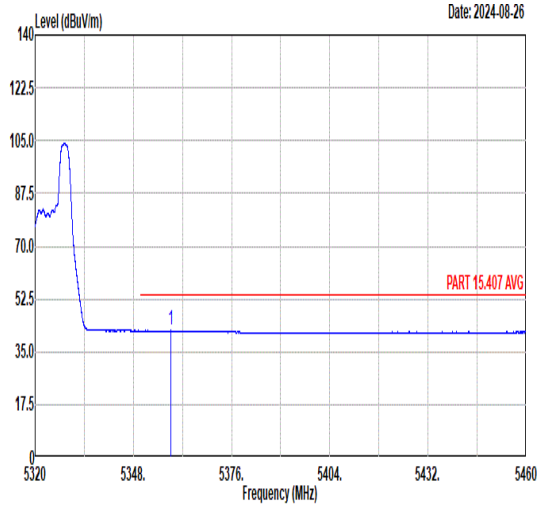 Freq Level Limit Line Margin (dB) Read Level Ant Factor Cable Loss Preamp Factor APos TPos Remark 1 5358.71 42.03 54.00 -11.97 28.30 34.83 10.94 32.04 337 116 AVERAGE	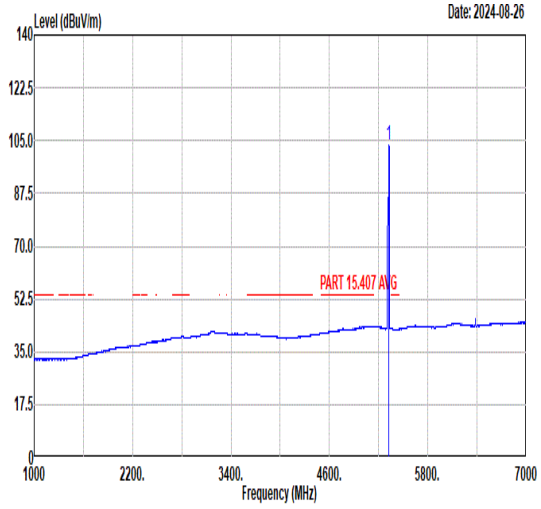 Freq Level Limit Line Margin (dB) Read Level Ant Factor Cable Loss Preamp Factor APos TPos Remark 1 5320.00 103.68 ------ ------ 89.88 34.84 10.96 32.00 337 116 AVERAGE

Mode	47	
	Band Edge	
	U-NII-2A_5.15-5.25_802.11be EHT20_CH64_Single RU 26/8_5320MHz	
ANT	CDD 9+15	
Pol.	Vertical	Fundamental
Peak	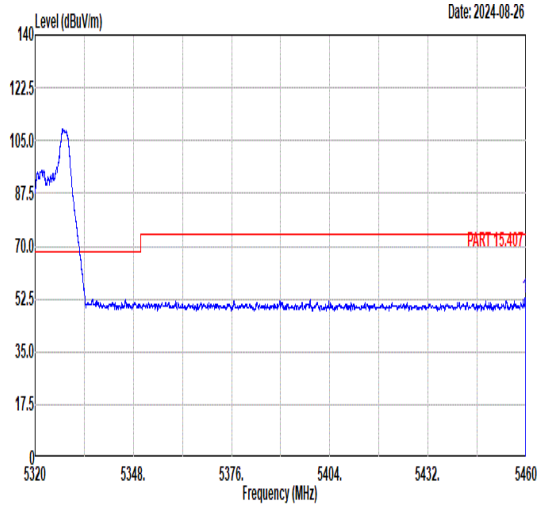 Freq Level Limit Line Margin (dB) Read Level Ant Factor Cable Loss Preamp Factor APos TPos Remark MHz dBuV/m dBuV/m dBuV dB/m dB dB cm deg 1 5459.66 52.88 74.00 -21.12 39.11 34.81 11.12 32.16 371 349 PEAK	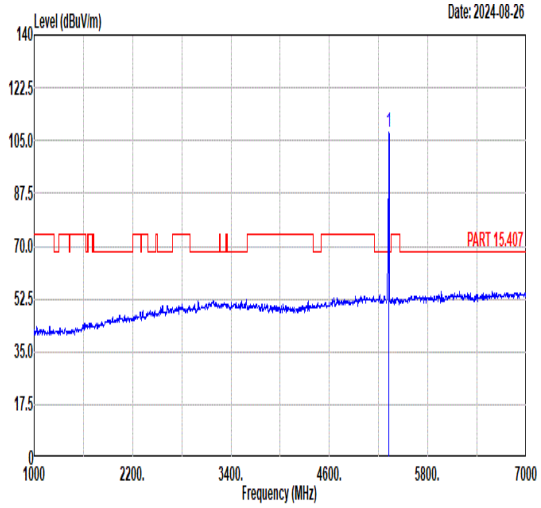 Freq Level Limit Line Margin (dB) Read Level Ant Factor Cable Loss Preamp Factor APos TPos Remark MHz dBuV/m dBuV/m dBuV dB/m dB dB cm deg 1 5320.00 107.71 ------ ------ 93.91 34.84 10.96 32.00 371 349 PEAK
Avg	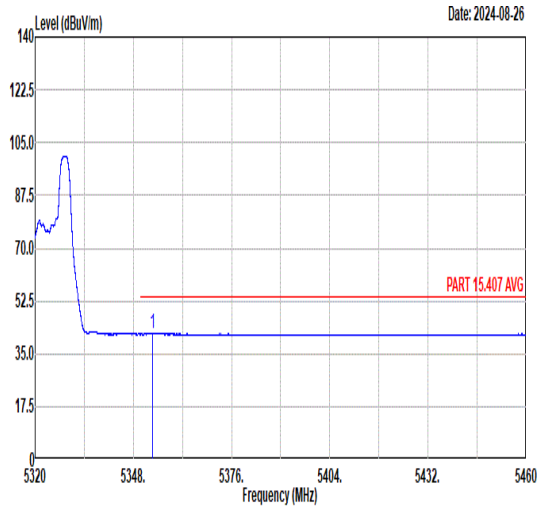 Freq Level Limit Line Margin (dB) Read Level Ant Factor Cable Loss Preamp Factor APos TPos Remark MHz dBuV/m dBuV/m dBuV dB/m dB dB cm deg 1 5353.53 41.67 54.00 -12.33 27.93 34.83 10.94 32.03 371 349 AVERAGE	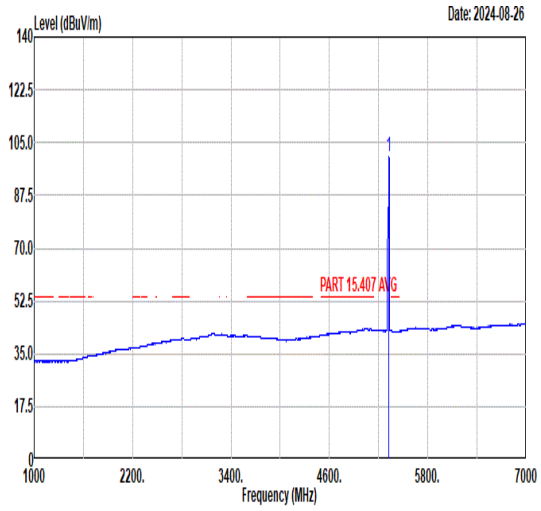 Freq Level Limit Line Margin (dB) Read Level Ant Factor Cable Loss Preamp Factor APos TPos Remark MHz dBuV/m dBuV/m dBuV dB/m dB dB cm deg 1 5320.00 100.38 ------ ------ 86.58 34.84 10.96 32.00 371 349 AVERAGE

Mode	48	
	Band Edge	
	U-NII-2A_5.15-5.25_802.11be EHT20_CH64_Single RU 52/40_5320MHz	
ANT	CDD 9+15	
Pol.	Horizontal	Fundamental
Peak	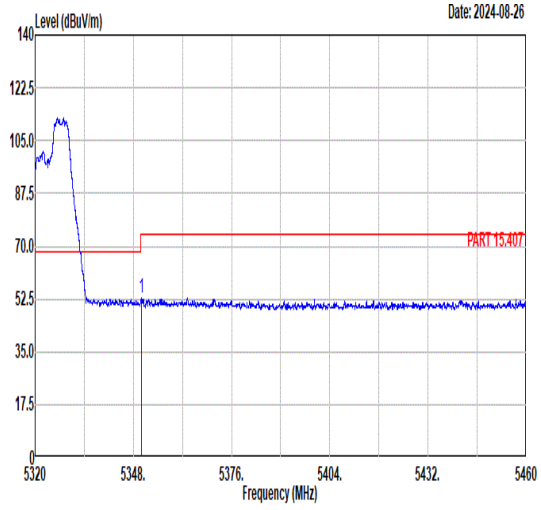 Freq Level Limit Line Margin (dB) Read Level Ant Factor Cable Loss Preamp Factor APos TPos Remark MHz dBuV/m dBuV/m dBuV dB/m dB dB cm deg 1 5350.31 53.08 74.00 -20.92 39.34 34.83 10.94 32.03 337 118 PEAK	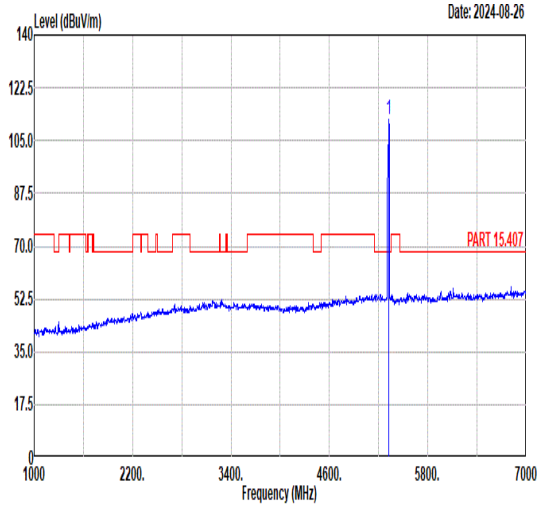 Freq Level Limit Line Margin (dB) Read Level Ant Factor Cable Loss Preamp Factor APos TPos Remark MHz dBuV/m dBuV/m dBuV dB/m dB dB cm deg 1 5320.00 112.08 ------ ------ 98.28 34.84 10.96 32.00 337 118 PEAK
Avg	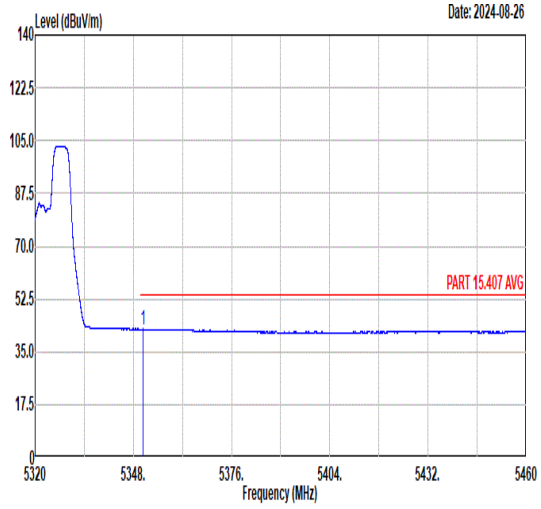 Freq Level Limit Line Margin (dB) Read Level Ant Factor Cable Loss Preamp Factor APos TPos Remark MHz dBuV/m dBuV/m dBuV dB/m dB dB cm deg 1 5350.70 42.53 54.00 -11.47 28.79 34.83 10.94 32.03 337 118 AVERAGE	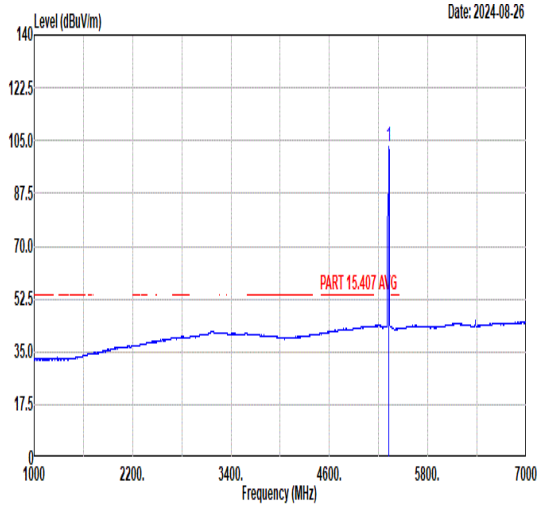 Freq Level Limit Line Margin (dB) Read Level Ant Factor Cable Loss Preamp Factor APos TPos Remark MHz dBuV/m dBuV/m dBuV dB/m dB dB cm deg 1 5320.00 102.79 ------ ------ 88.99 34.84 10.96 32.00 337 118 AVERAGE

Mode	48	
	Band Edge	
	U-NII-2A_5.15-5.25_802.11be EHT20_CH64_Single RU 52/40_5320MHz	
ANT	CDD 9+15	
Pol.	Vertical	Fundamental
Peak	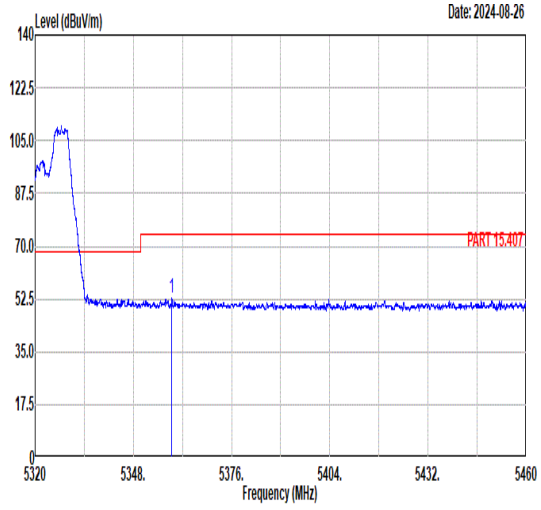 Freq Level Limit Line Margin (dB) Read Level Ant Factor Cable Loss Preamp Factor APos TPos Remark 1 5359.00 52.61 74.00 -21.39 38.88 34.83 10.94 32.04 371 350 PEAK	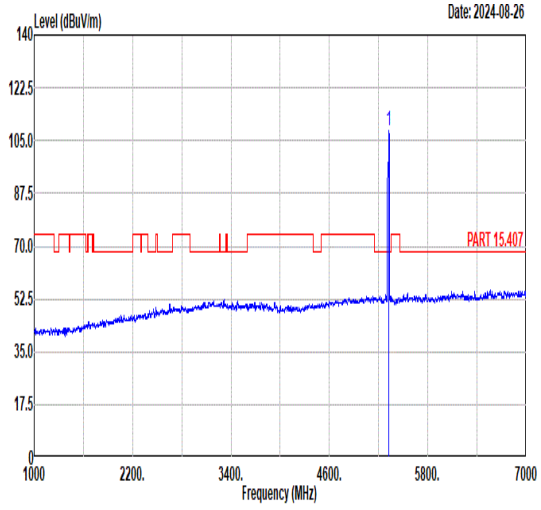 Freq Level Limit Line Margin (dB) Read Level Ant Factor Cable Loss Preamp Factor APos TPos Remark 1 5320.00 108.23 ------ ------ 94.43 34.84 10.96 32.00 371 350 PEAK
Avg	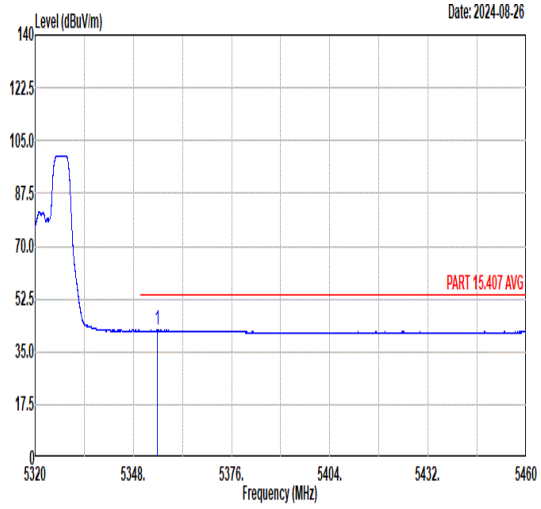 Freq Level Limit Line Margin (dB) Read Level Ant Factor Cable Loss Preamp Factor APos TPos Remark 1 5354.93 42.11 54.00 -11.89 28.38 34.83 10.94 32.04 371 350 AVERAGE	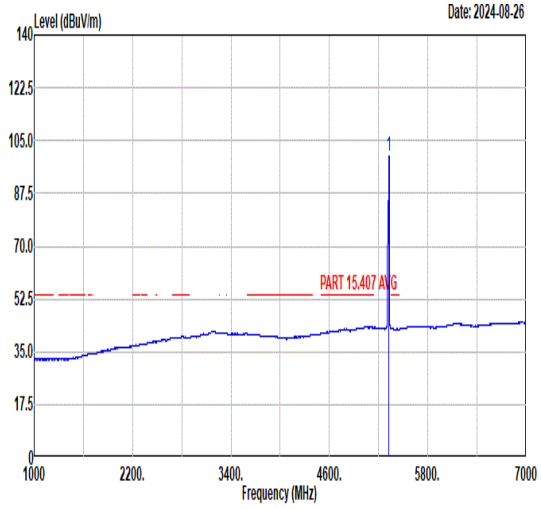 Freq Level Limit Line Margin (dB) Read Level Ant Factor Cable Loss Preamp Factor APos TPos Remark 1 5320.00 99.99 ------ ------ 86.19 34.84 10.96 32.00 371 350 AVERAGE

Mode	49	
	Band Edge	
	U-NII-2A_5.15-5.25_802.11be EHT20_CH64_Single RU 106/54_5320MHz	
ANT	CDD 9+15	
Pol.	Horizontal	Fundamental
Peak	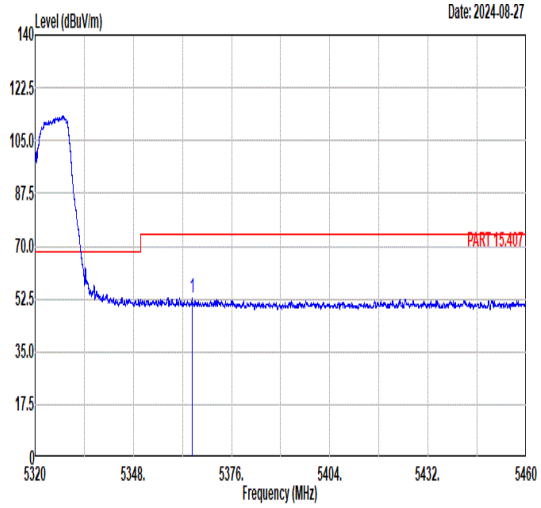 Freq Level Limit Line Margin (dB) Read Level Ant Factor Cable Loss Preamp Factor APos TPos Remark MHz dBuV/m dBuV/m dBuV dB/m dB dB cm deg 1 5364.74 52.81 74.00 -21.19 39.10 34.83 10.93 32.05 337 121 PEAK	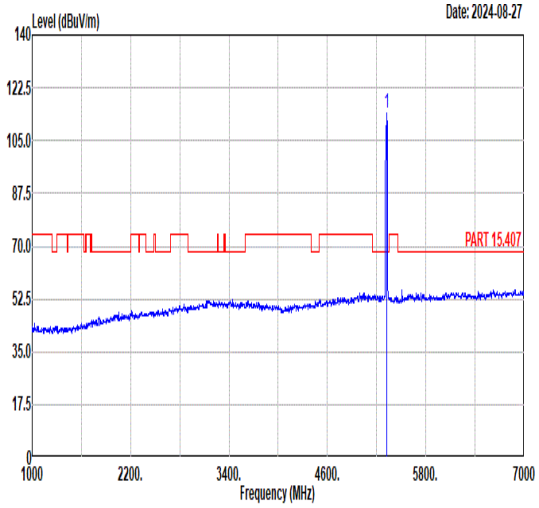 Freq Level Limit Line Margin (dB) Read Level Ant Factor Cable Loss Preamp Factor APos TPos Remark MHz dBuV/m dBuV/m dBuV dB/m dB dB cm deg 1 5320.00 113.93 ------ ------ 100.13 34.84 10.96 32.00 337 121 PEAK
Avg	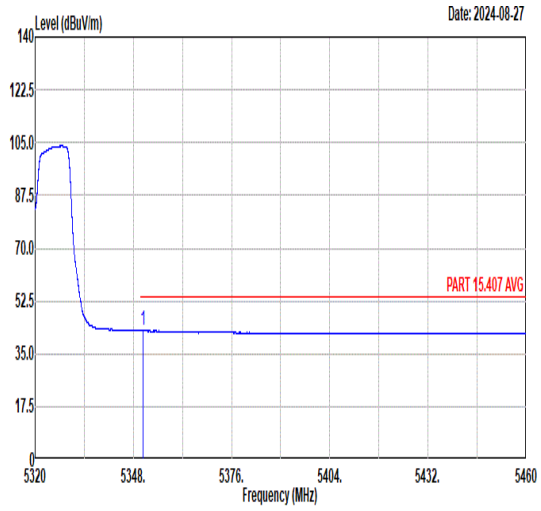 Freq Level Limit Line Margin (dB) Read Level Ant Factor Cable Loss Preamp Factor APos TPos Remark MHz dBuV/m dBuV/m dBuV dB/m dB dB cm deg 1 5350.72 42.70 54.00 -11.30 28.96 34.83 10.94 32.03 337 121 AVERAGE	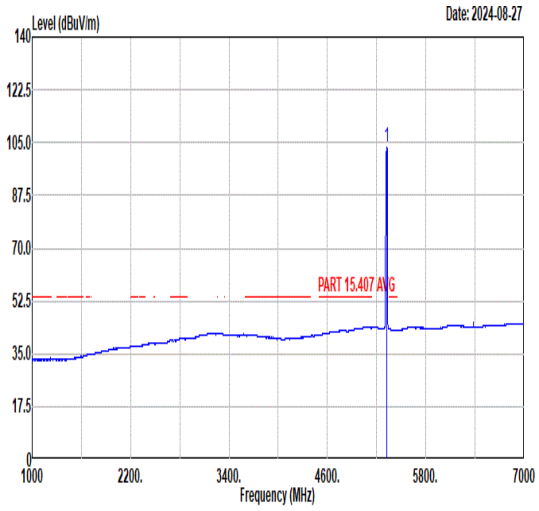 Freq Level Limit Line Margin (dB) Read Level Ant Factor Cable Loss Preamp Factor APos TPos Remark MHz dBuV/m dBuV/m dBuV dB/m dB dB cm deg 1 5320.00 103.71 ------ ------ 89.91 34.84 10.96 32.00 337 121 AVERAGE

Mode	49	
	Band Edge	
	U-NII-2A_5.15-5.25_802.11be EHT20_CH64_Single RU 106/54_5320MHz	
ANT	CDD 9+15	
Pol.	Vertical	Fundamental
Peak	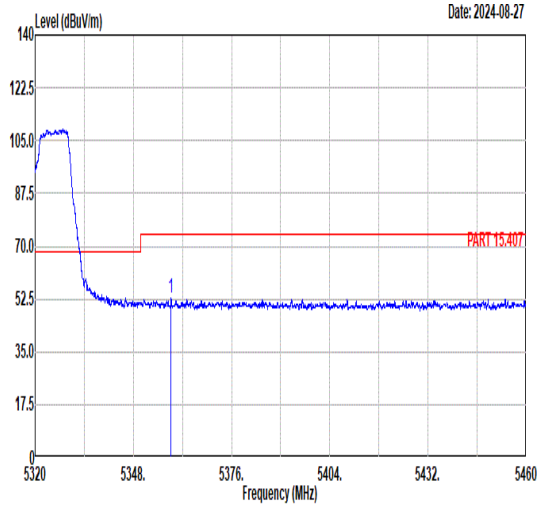 Freq Level Limit Line Margin (dB) Read Level Ant Factor Cable Loss Preamp Factor APos TPos Remark MHz dBuV/m dBuV/m dBuV dB/m dB dB cm deg 1 5358.71 52.64 74.00 -21.36 38.91 34.83 10.94 32.04 370 356 PEAK	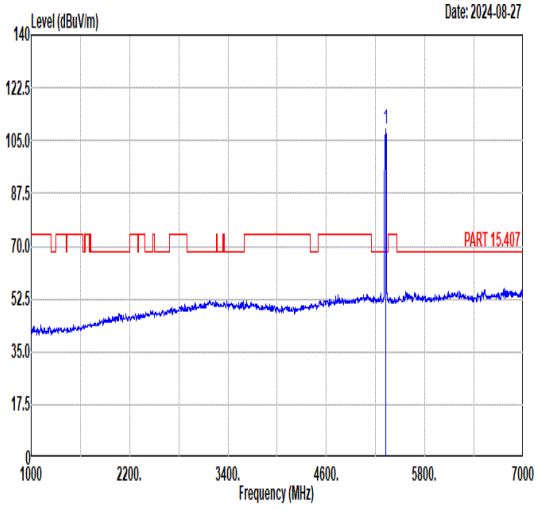 Freq Level Limit Line Margin (dB) Read Level Ant Factor Cable Loss Preamp Factor APos TPos Remark MHz dBuV/m dBuV/m dBuV dB/m dB dB cm deg 1 5320.00 108.62 ------ ------ 94.82 34.84 10.96 32.00 370 356 PEAK
Avg	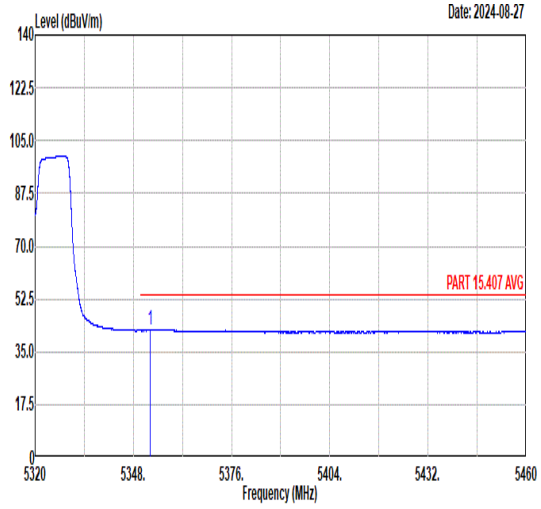 Freq Level Limit Line Margin (dB) Read Level Ant Factor Cable Loss Preamp Factor APos TPos Remark MHz dBuV/m dBuV/m dBuV dB/m dB dB cm deg 1 5352.84 42.22 54.00 -11.78 28.48 34.83 10.94 32.03 370 356 AVERAGE	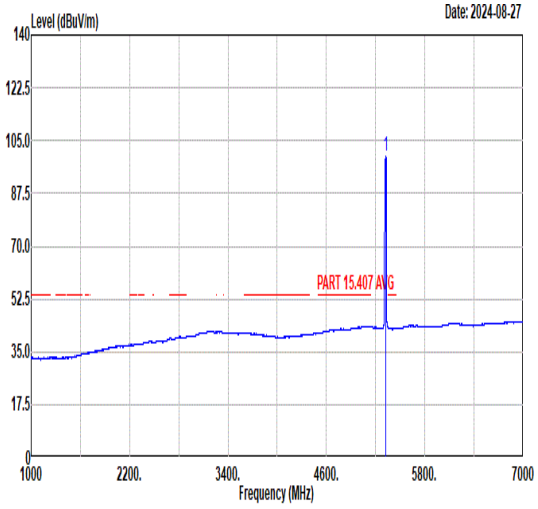 Freq Level Limit Line Margin (dB) Read Level Ant Factor Cable Loss Preamp Factor APos TPos Remark MHz dBuV/m dBuV/m dBuV dB/m dB dB cm deg 1 5320.00 99.73 ------ ------ 85.93 34.84 10.96 32.00 370 356 AVERAGE

Mode	50	
	Band Edge	
	U-NII-2C_5.25-5.35_802.11be EHT20_CH100_Single RU 26/0_5500MHz	
ANT	CDD 9+15	
Pol.	Horizontal	Fundamental
Peak	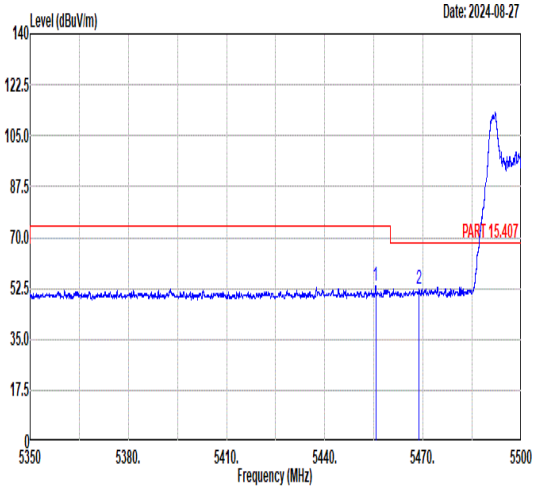 Freq Level Limit Line Margin (dB) Read Level Ant Factor Cable Loss Preamp Factor APos TPos Remark 1 5455.54 53.40 74.00 -20.60 39.65 34.81 11.10 32.16 316 120 PEAK 2 5468.73 52.36 68.30 -15.94 38.57 34.81 11.16 32.18 316 120 PEAK	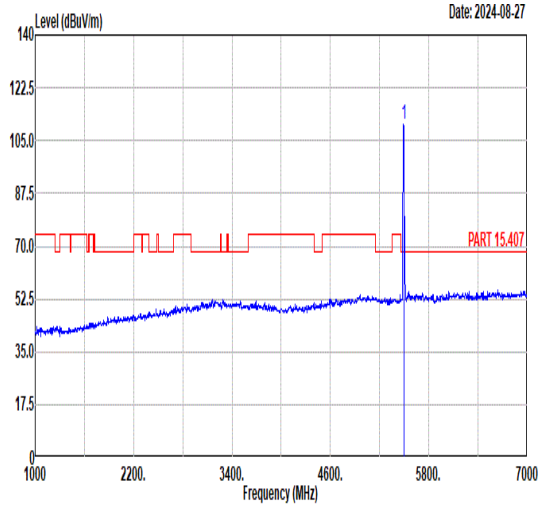 Freq Level Limit Line Margin (dB) Read Level Ant Factor Cable Loss Preamp Factor APos TPos Remark 1 5500.00 110.19 ------ ------ 96.34 34.80 11.25 32.20 316 120 PEAK
Avg	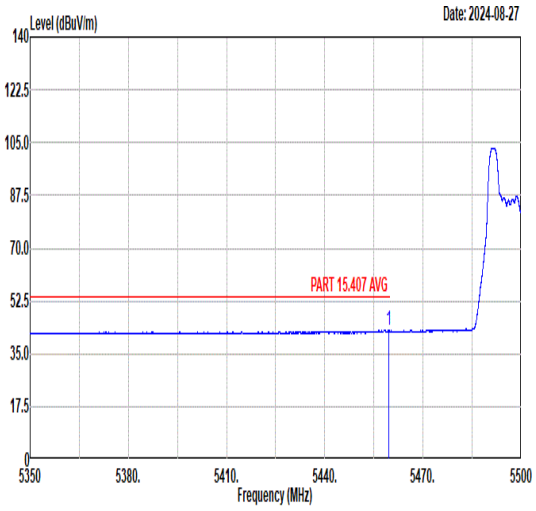 Freq Level Limit Line Margin (dB) Read Level Ant Factor Cable Loss Preamp Factor APos TPos Remark 1 5459.59 42.74 54.00 -11.26 28.97 34.81 11.12 32.16 316 120 AVERAGE	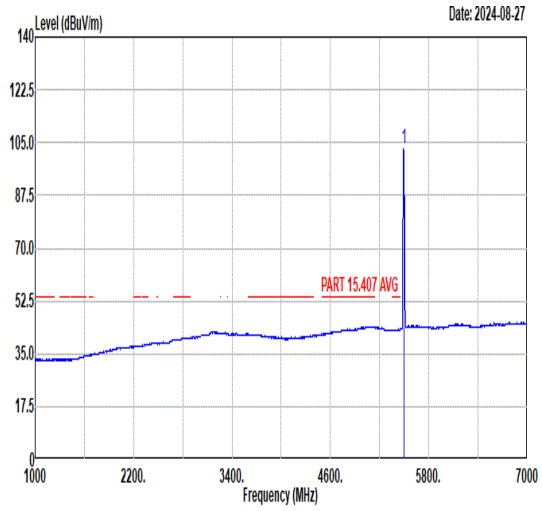 Freq Level Limit Line Margin (dB) Read Level Ant Factor Cable Loss Preamp Factor APos TPos Remark 1 5500.00 102.94 ------ ------ 89.09 34.80 11.25 32.20 316 120 AVERAGE

Mode	50	
	Band Edge	
	U-NII-2C_5.25-5.35_802.11be EHT20_CH100_Single RU 26/0_5500MHz	
ANT	CDD 9+15	
Pol.	Vertical	Fundamental
Peak	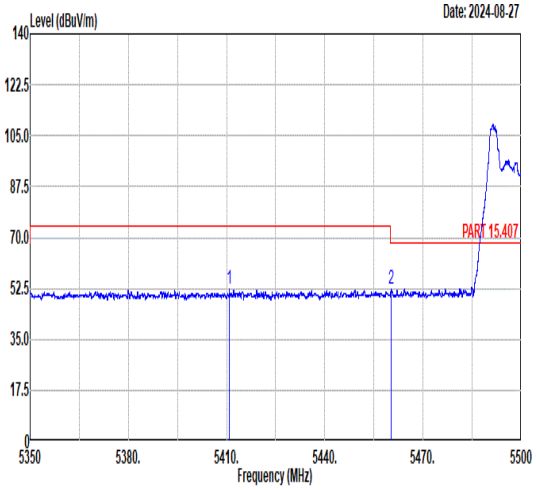 Freq Level Limit Line Margin (dB) Read Level Ant Factor Cable Loss Preamp Factor APos TPos Remark MHz dBuV/m dBuV/m dBuV dB/m dB dB cm deg 1 5410.84 52.34 74.00 -21.66 38.70 34.82 10.92 32.10 366 360 PEAK 2 5460.34 52.30 68.30 -16.00 38.54 34.81 11.12 32.17 366 360 PEAK	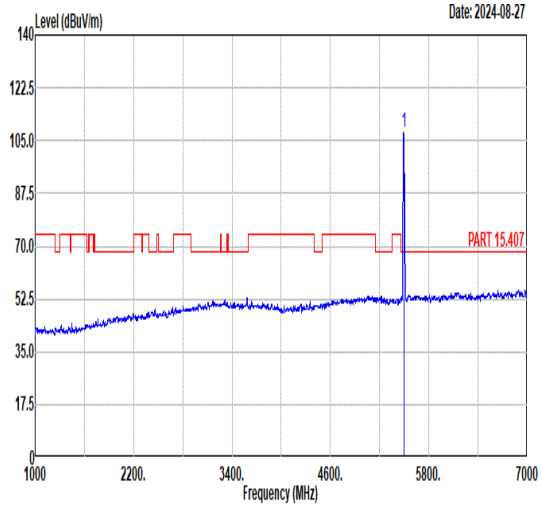 Freq Level Limit Line Margin (dB) Read Level Ant Factor Cable Loss Preamp Factor APos TPos Remark MHz dBuV/m dBuV/m dBuV dB/m dB dB cm deg 1 5500.00 107.93 ------ ------ 94.08 34.80 11.25 32.20 366 360 PEAK
Avg	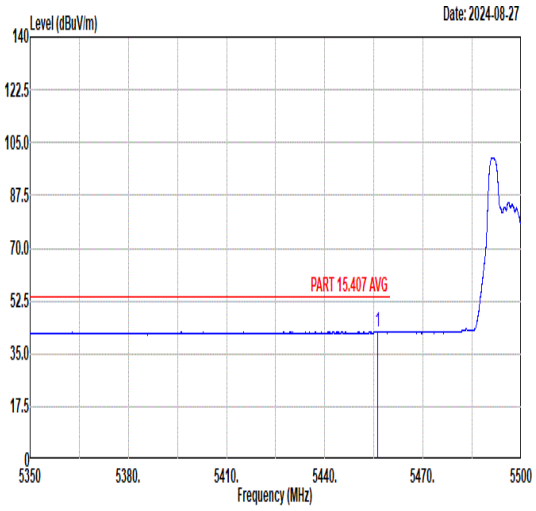 Freq Level Limit Line Margin (dB) Read Level Ant Factor Cable Loss Preamp Factor APos TPos Remark MHz dBuV/m dBuV/m dBuV dB/m dB dB cm deg 1 5456.19 42.27 54.00 -11.73 28.52 34.81 11.10 32.16 366 360 AVERAGE	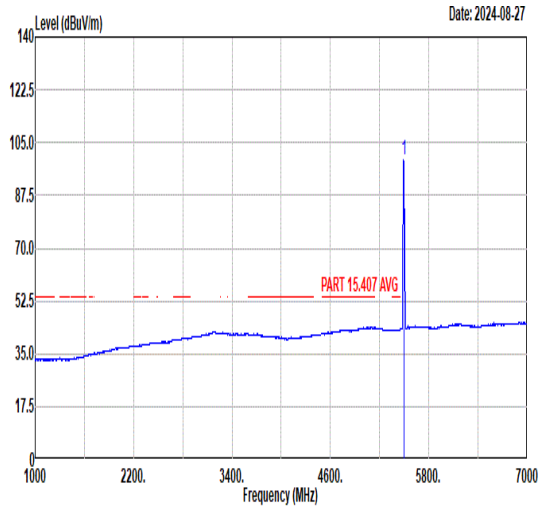 Freq Level Limit Line Margin (dB) Read Level Ant Factor Cable Loss Preamp Factor APos TPos Remark MHz dBuV/m dBuV/m dBuV dB/m dB dB cm deg 1 5500.00 99.57 ------ ------ 85.72 34.80 11.25 32.20 366 360 AVERAGE

Mode	51	
	Band Edge	
	U-NII-2C_5.25-5.35_802.11be EHT20_CH100_Single RU 52/37_5500MHz	
ANT	CDD 9+15	
Pol.	Horizontal	Fundamental
Peak	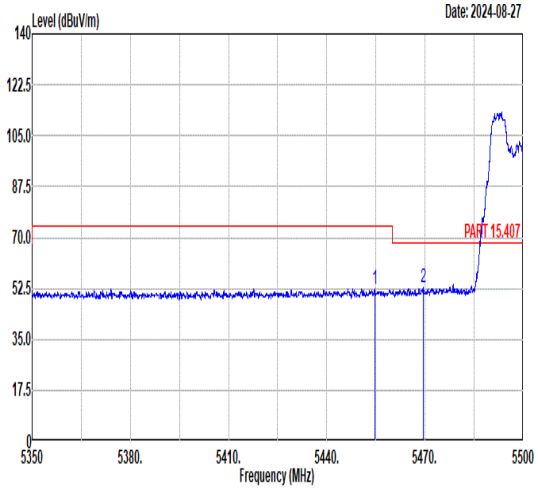 Freq Level Limit Line Margin (dB) Read Level Ant Factor Cable Loss Preamp Factor APos TPos Remark MHz dBuV/m dBuV/m dBuV dB/m dB dB cm deg 1 5454.63 52.22 74.00 -21.78 38.47 34.81 11.10 32.16 316 120 PEAK 2 5469.48 52.79 68.30 -15.51 39.00 34.81 11.16 32.18 316 120 PEAK	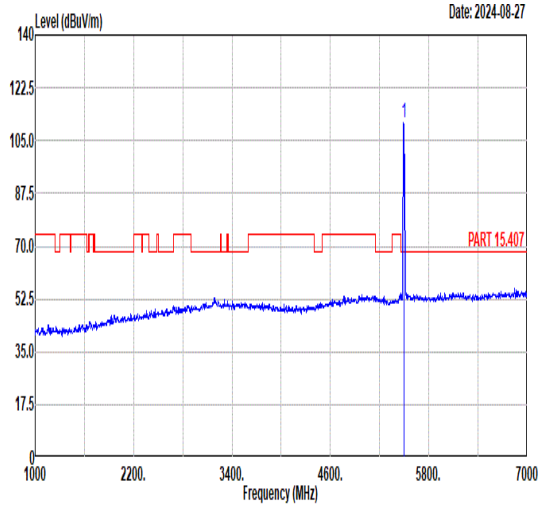 Freq Level Limit Line Margin (dB) Read Level Ant Factor Cable Loss Preamp Factor APos TPos Remark MHz dBuV/m dBuV/m dBuV dB/m dB dB cm deg 1 5500.00 111.19 ------ ------ 97.34 34.80 11.25 32.20 316 120 PEAK
Avg	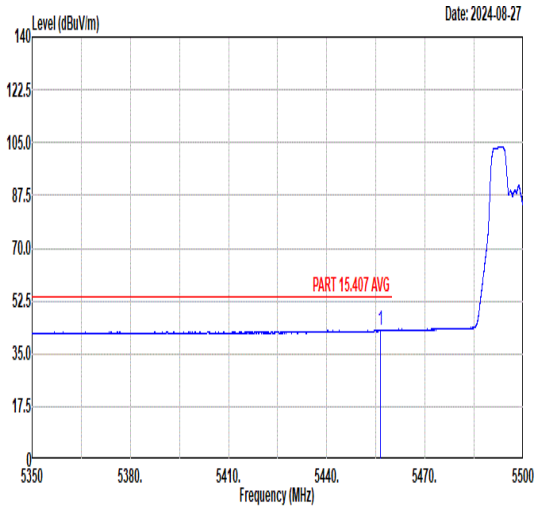 Freq Level Limit Line Margin (dB) Read Level Ant Factor Cable Loss Preamp Factor APos TPos Remark MHz dBuV/m dBuV/m dBuV dB/m dB dB cm deg 1 5456.43 42.98 54.00 -11.02 29.22 34.81 11.11 32.16 316 120 AVERAGE	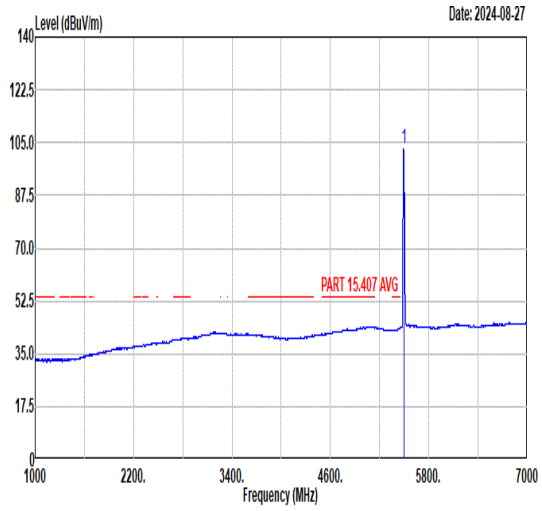 Freq Level Limit Line Margin (dB) Read Level Ant Factor Cable Loss Preamp Factor APos TPos Remark MHz dBuV/m dBuV/m dBuV dB/m dB dB cm deg 1 5500.00 103.22 ------ ------ 89.37 34.80 11.25 32.20 316 120 AVERAGE

Mode	51	
	Band Edge	
	U-NII-2C_5.25-5.35_802.11be EHT20_CH100_Single RU 52/37_5500MHz	
ANT	CDD 9+15	
Pol.	Vertical	Fundamental
Peak	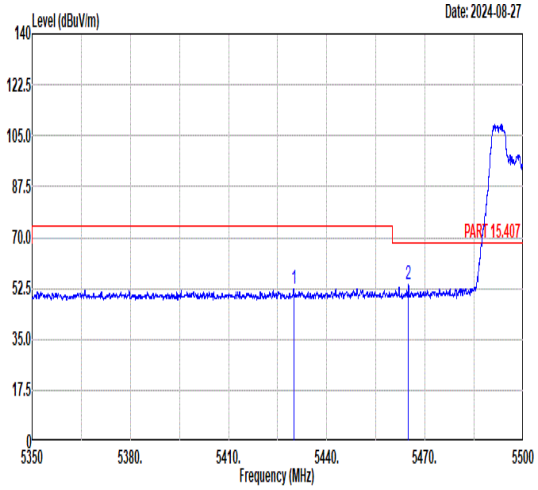 Freq Level Limit Line Margin (dB) Read Level Ant Factor Cable Loss Preamp Factor APos TPos Remark MHz dBuV/m dBuV/m dBuV dB/m dB dB cm deg 1 5429.88 52.48 74.00 -21.52 38.80 34.81 11.00 32.13 381 356 PEAK 2 5464.98 53.81 68.30 -14.49 40.03 34.81 11.14 32.17 381 356 PEAK	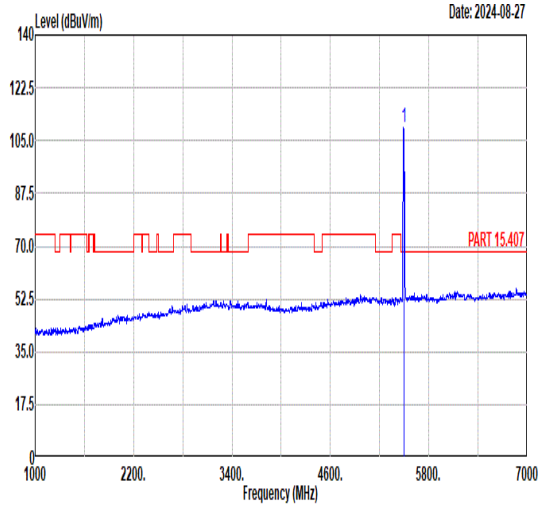 Freq Level Limit Line Margin (dB) Read Level Ant Factor Cable Loss Preamp Factor APos TPos Remark MHz dBuV/m dBuV/m dBuV dB/m dB dB cm deg 1 5500.00 109.57 ------ ------ 95.72 34.80 11.25 32.20 381 356 PEAK
Avg	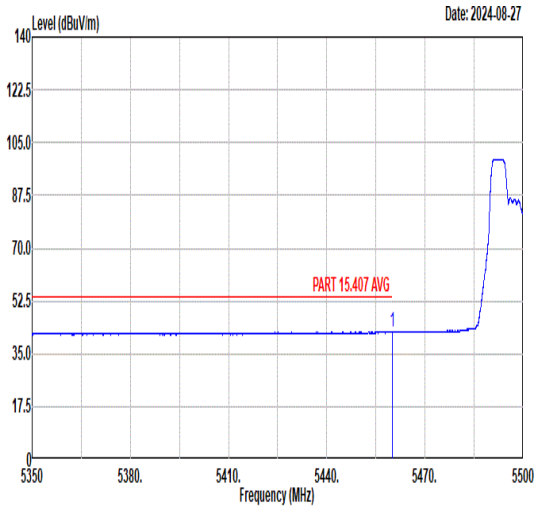 Freq Level Limit Line Margin (dB) Read Level Ant Factor Cable Loss Preamp Factor APos TPos Remark MHz dBuV/m dBuV/m dBuV dB/m dB dB cm deg 1 5460.00 42.27 54.00 -11.73 28.51 34.81 11.12 32.17 381 356 AVERAGE	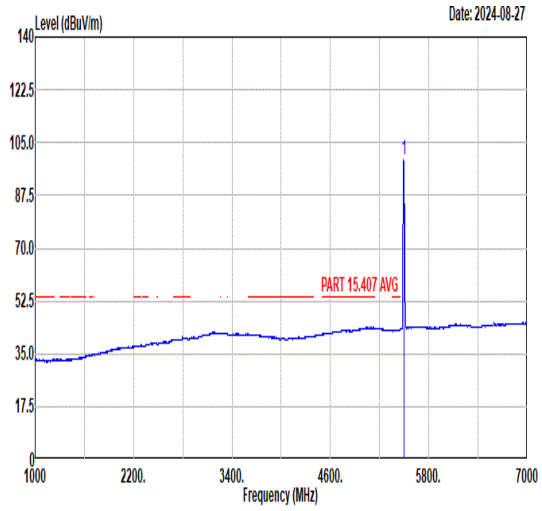 Freq Level Limit Line Margin (dB) Read Level Ant Factor Cable Loss Preamp Factor APos TPos Remark MHz dBuV/m dBuV/m dBuV dB/m dB dB cm deg 1 5500.00 99.29 ------ ------ 85.44 34.80 11.25 32.20 381 356 AVERAGE

Mode	52	
	Band Edge	
	U-NII-2C_5.25-5.35_802.11be EHT20_CH100_Single RU 106/53_5500MHz	
ANT	CDD 9+15	
Pol.	Horizontal	Fundamental
Peak	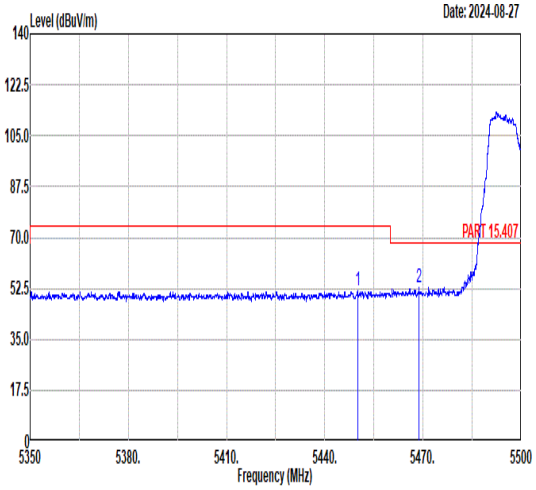 Freq Level Limit Line Margin (dB) Read Level Ant Factor Cable Loss Preamp Factor APos TPos Remark MHz dBuV/m dBuV/m dBuV dB/m dB dB cm deg 1 5449.98 51.70 74.00 -22.30 37.96 34.81 11.08 32.15 350 90 PEAK 2 5468.73 53.01 68.30 -15.29 39.22 34.81 11.16 32.18 350 90 PEAK	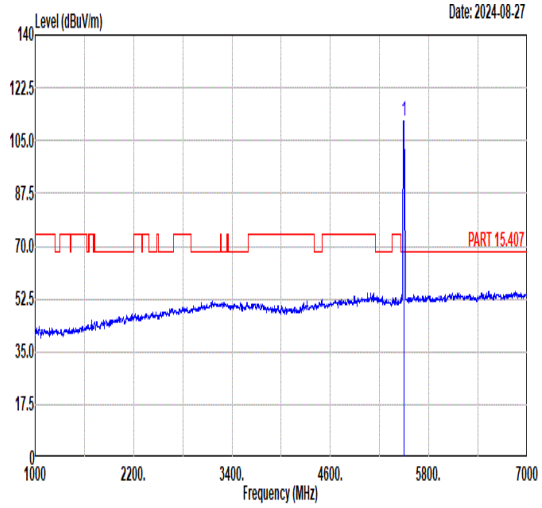 Freq Level Limit Line Margin (dB) Read Level Ant Factor Cable Loss Preamp Factor APos TPos Remark MHz dBuV/m dBuV/m dBuV dB/m dB dB cm deg 1 5500.00 111.58 ------ ------ 97.73 34.80 11.25 32.20 350 90 PEAK
Avg	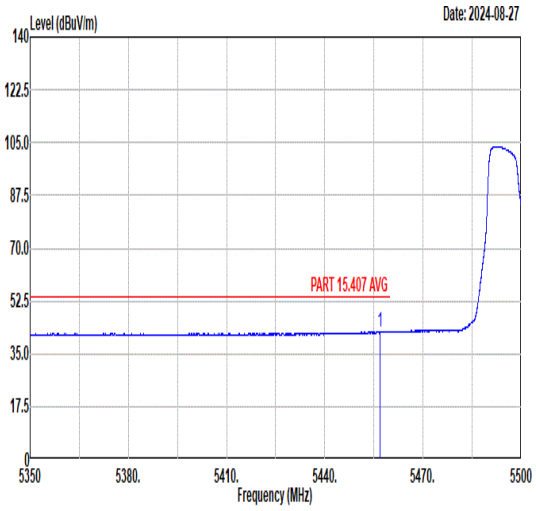 Freq Level Limit Line Margin (dB) Read Level Ant Factor Cable Loss Preamp Factor APos TPos Remark MHz dBuV/m dBuV/m dBuV dB/m dB dB cm deg 1 5456.89 42.25 54.00 -11.75 28.49 34.81 11.11 32.16 350 90 AVERAGE	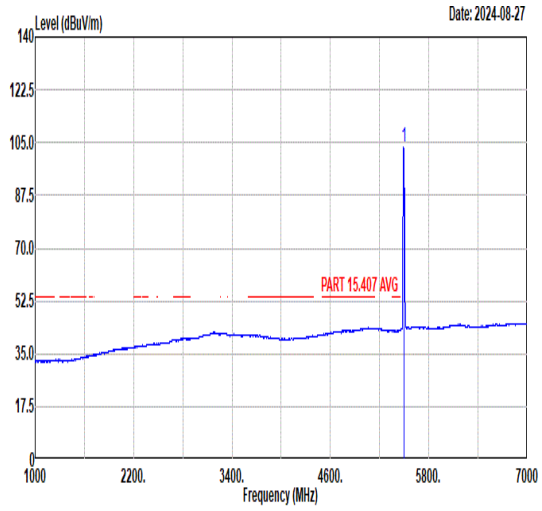 Freq Level Limit Line Margin (dB) Read Level Ant Factor Cable Loss Preamp Factor APos TPos Remark MHz dBuV/m dBuV/m dBuV dB/m dB dB cm deg 1 5500.00 103.39 ------ ------ 89.54 34.80 11.25 32.20 350 90 AVERAGE

Mode	52	
	Band Edge	
	U-NII-2C_5.25-5.35_802.11be EHT20_CH100_Single RU 106/53_5500MHz	
ANT	CDD 9+15	
Pol.	Vertical	Fundamental
Peak	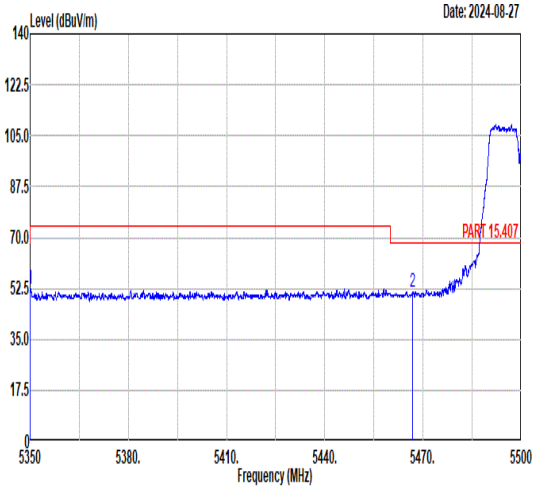 Freq Level Limit Line Margin (dB) Read Level Ant Factor Cable Loss Preamp Factor APos TPos Remark MHz dBuV/m dBuV/m dBuV dB/m dB dB cm deg 1 5350.09 52.46 74.00 -21.54 38.72 34.83 10.94 32.03 381 356 PEAK 2 5466.79 51.38 68.30 -16.92 37.59 34.81 11.15 32.17 381 356 PEAK	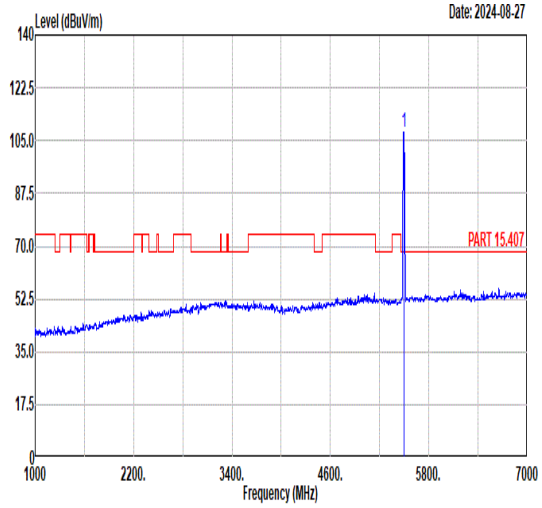 Freq Level Limit Line Margin (dB) Read Level Ant Factor Cable Loss Preamp Factor APos TPos Remark MHz dBuV/m dBuV/m dBuV dB/m dB dB cm deg 1 5500.00 107.95 ------ ------ 94.09 34.80 11.27 32.21 381 356 PEAK
Avg	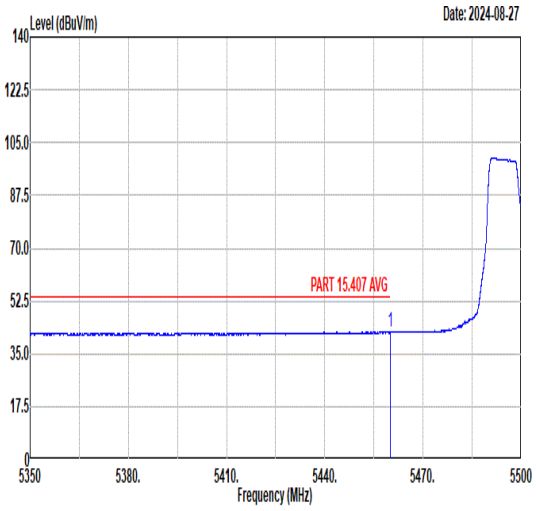 Freq Level Limit Line Margin (dB) Read Level Ant Factor Cable Loss Preamp Factor APos TPos Remark MHz dBuV/m dBuV/m dBuV dB/m dB dB cm deg 1 5460.00 42.24 54.00 -11.76 28.48 34.81 11.12 32.17 381 356 AVERAGE	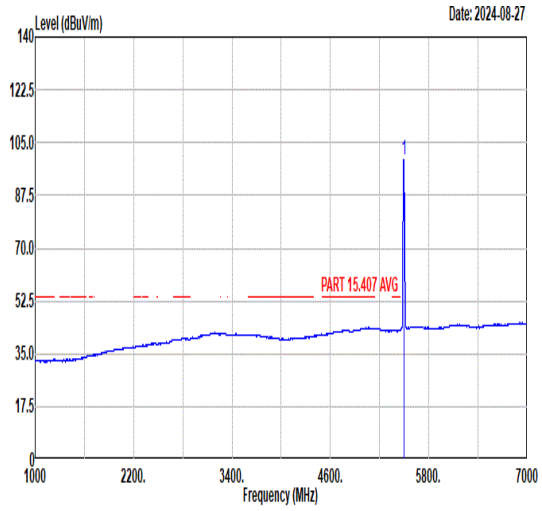 Freq Level Limit Line Margin (dB) Read Level Ant Factor Cable Loss Preamp Factor APos TPos Remark MHz dBuV/m dBuV/m dBuV dB/m dB dB cm deg 1 5500.00 99.55 ------ ------ 85.70 34.80 11.25 32.20 381 356 AVERAGE

Mode	53	
	Band Edge	
	U-NII-2C_5.25-5.35_802.11be EHT20_CH140_Single RU 26/8_5700MHz	
ANT	CDD 9+15	
Pol.	Horizontal	Fundamental
Peak	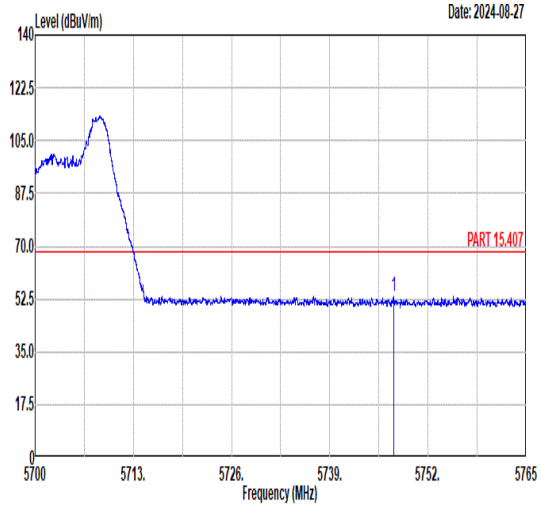 Freq Level Limit Line Margin (dB) Read Level Ant Factor Cable Loss Preamp Factor APos TPos Remark MHz dBuV/m dBuV/m dBuV dB/m dB dB cm deg 1 5747.42 53.44 68.30 -14.86 39.05 35.15 11.64 32.40 310 116 PEAK	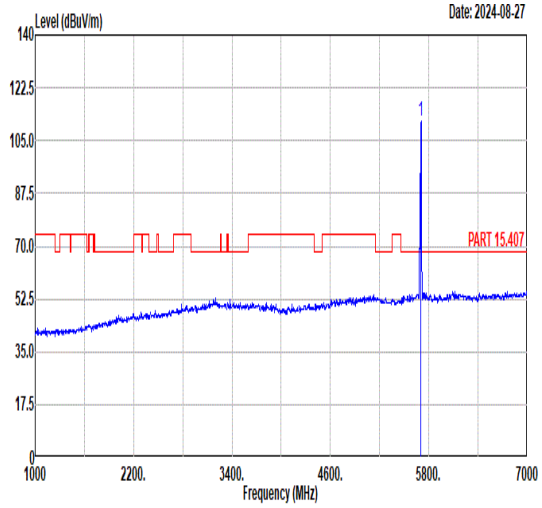 Freq Level Limit Line Margin (dB) Read Level Ant Factor Cable Loss Preamp Factor APos TPos Remark MHz dBuV/m dBuV/m dBuV dB/m dB dB cm deg 1 5700.00 111.37 ------ ------ 96.99 35.09 11.66 32.37 310 116 PEAK
Avg	Blank	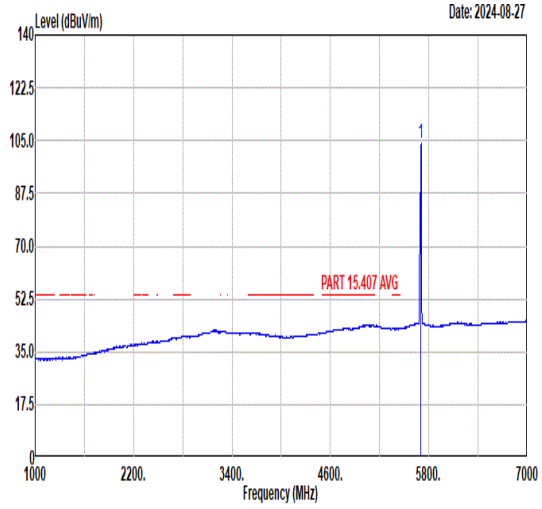 Freq Level Limit Line Margin (dB) Read Level Ant Factor Cable Loss Preamp Factor APos TPos Remark MHz dBuV/m dBuV/m dBuV dB/m dB dB cm deg 1 5700.00 104.20 ------ ------ 89.82 35.09 11.66 32.37 310 116 AVERAGE

Mode	53	
	Band Edge	
	U-NII-2C_5.25-5.35_802.11be EHT20_CH140_Single RU 26/8_5700MHz	
ANT	CDD 9+15	
Pol.	Vertical	Fundamental
Peak	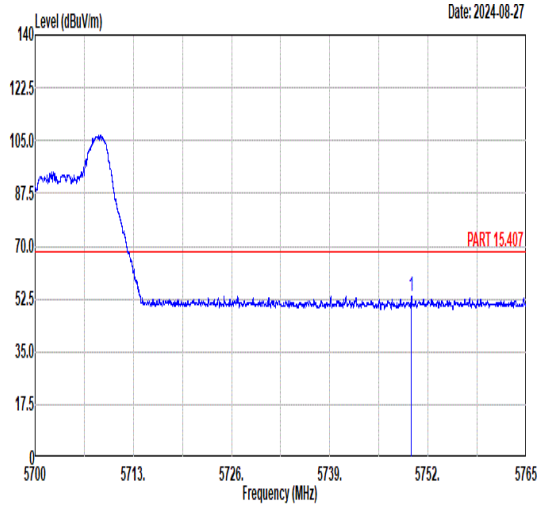 Freq Level Limit Line Margin (dB) Read Level Ant Factor Cable Loss Preamp Factor APos TPos Remark MHz dBuV/m dBuV/m dBuV dB/m dB dB cm deg 1 5749.82 53.62 68.30 -14.68 39.24 35.15 11.64 32.41 372 352 PEAK	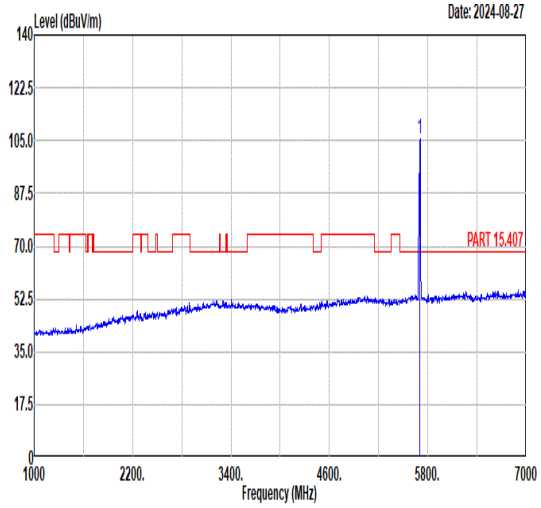 Freq Level Limit Line Margin (dB) Read Level Ant Factor Cable Loss Preamp Factor APos TPos Remark MHz dBuV/m dBuV/m dBuV dB/m dB dB cm deg 1 5700.00 105.87 ------ ------ 91.49 35.09 11.66 32.37 372 352 PEAK
Avg	Blank	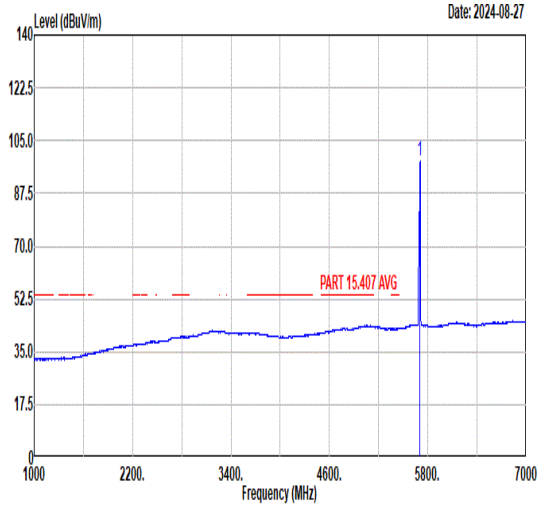 Freq Level Limit Line Margin (dB) Read Level Ant Factor Cable Loss Preamp Factor APos TPos Remark MHz dBuV/m dBuV/m dBuV dB/m dB dB cm deg 1 5700.00 98.00 ------ ------ 83.62 35.09 11.66 32.37 372 352 AVERAGE

Mode	54	
	Band Edge	
	U-NII-2C_5.25-5.35_802.11be EHT20_CH140_Single RU 52/40_5700MHz	
ANT	CDD 9+15	
Pol.	Horizontal	Fundamental
Peak	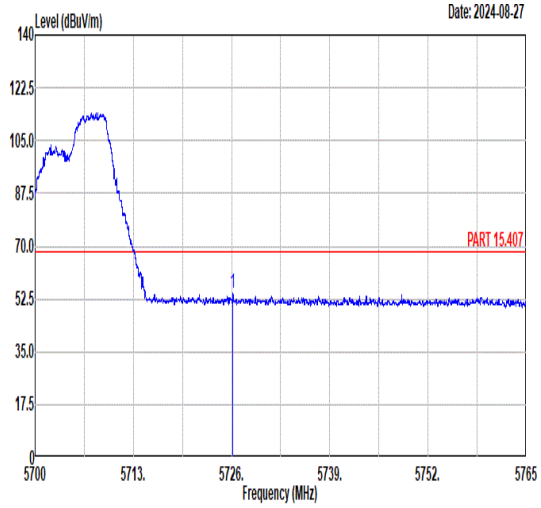 Freq Level Limit Line Margin (dB) Read Level Ant Factor Cable Loss Preamp Factor APos TPos Remark MHz dBuV/m dBuV/m dBuV dB/m dB dB cm deg 1 5726.16 54.62 68.30 -13.68 40.24 35.12 11.65 32.39 300 90 PEAK	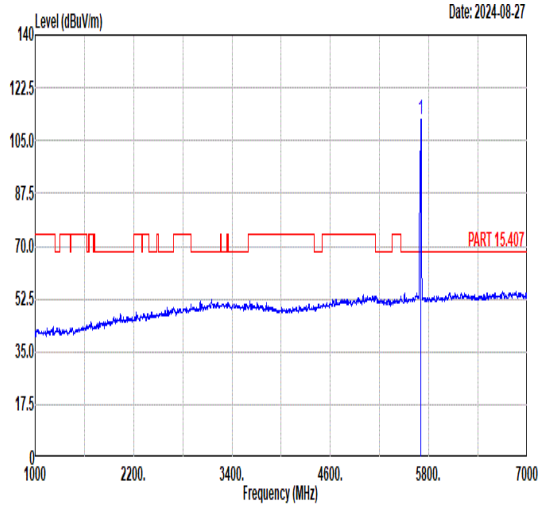 Freq Level Limit Line Margin (dB) Read Level Ant Factor Cable Loss Preamp Factor APos TPos Remark MHz dBuV/m dBuV/m dBuV dB/m dB dB cm deg 1 5700.00 111.94 ------ ------ 97.56 35.09 11.66 32.37 300 90 PEAK
Avg	Blank	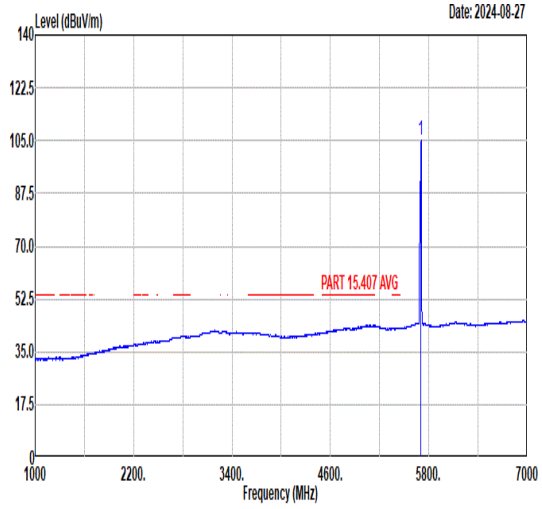 Freq Level Limit Line Margin (dB) Read Level Ant Factor Cable Loss Preamp Factor APos TPos Remark MHz dBuV/m dBuV/m dBuV dB/m dB dB cm deg 1 5700.00 104.89 ------ ------ 90.51 35.09 11.66 32.37 300 90 AVERAGE

Mode	54	
	Band Edge	
	U-NII-2C_5.25-5.35_802.11be EHT20_CH140_Single RU 52/40_5700MHz	
ANT	CDD 9+15	
Pol.	Vertical	Fundamental
Peak	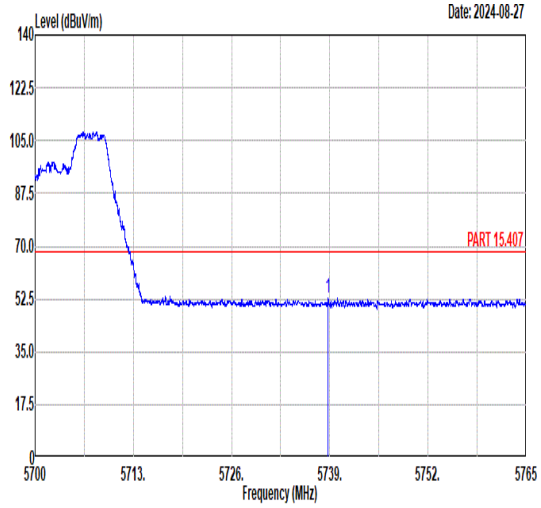 Freq Level Limit Line Margin (dB) Read Level Ant Factor Cable Loss Preamp Factor APos TPos Remark MHz dBuV/m dBuV/m dBuV dB/m dB dB cm deg 1 5738.77 53.04 68.30 -15.26 38.66 35.13 11.65 32.40 371 351 PEAK	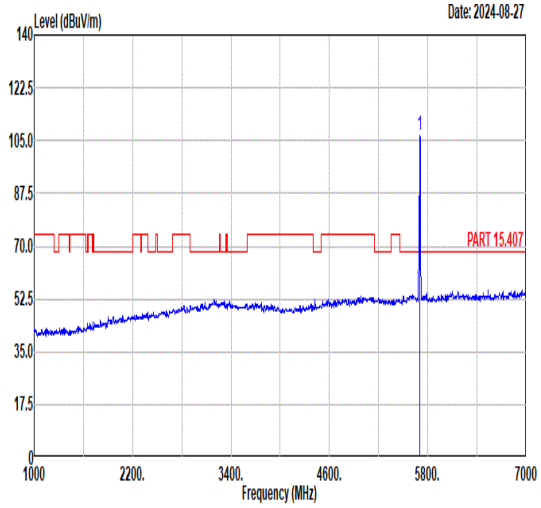 Freq Level Limit Line Margin (dB) Read Level Ant Factor Cable Loss Preamp Factor APos TPos Remark MHz dBuV/m dBuV/m dBuV dB/m dB dB cm deg 1 5700.00 106.49 ------ ------ 92.12 35.08 11.66 32.37 371 351 PEAK
Avg	Blank	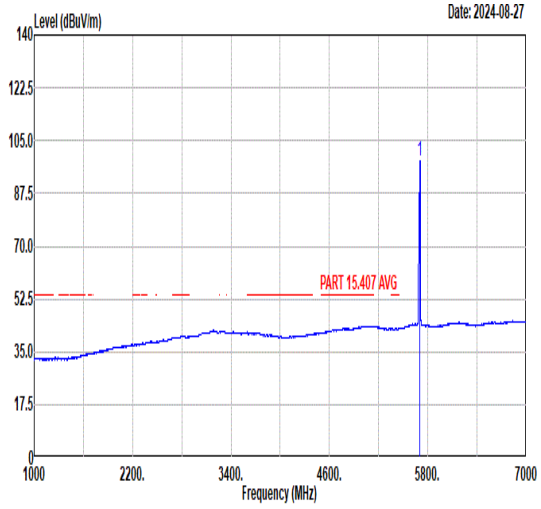 Freq Level Limit Line Margin (dB) Read Level Ant Factor Cable Loss Preamp Factor APos TPos Remark MHz dBuV/m dBuV/m dBuV dB/m dB dB cm deg 1 5700.00 98.36 ------ ------ 83.98 35.09 11.66 32.37 371 351 AVERAGE

Mode	55	
	Band Edge	
	U-NII-2C_5.25-5.35_802.11be EHT20_CH140_Single RU 106/54_5700MHz	
ANT	CDD 9+15	
Pol.	Horizontal	Fundamental
Peak	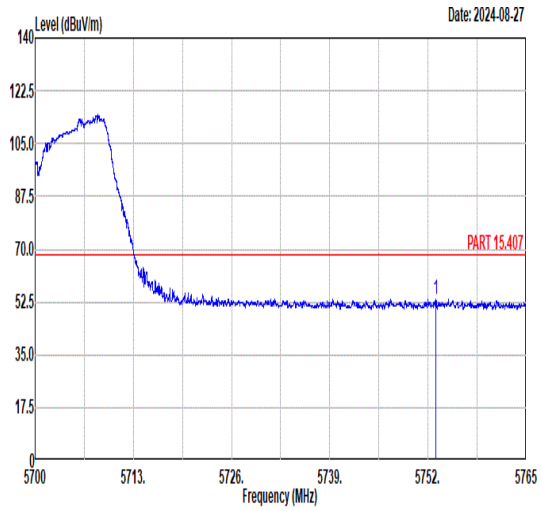 Freq Level Limit Line Margin (dB) Read Level Ant Factor Cable Loss Preamp Factor APos TPos Remark MHz dBuV/m dBuV/m dBuV dB/m dB dB cm deg 1 5753.01 53.58 68.30 -14.72 39.20 35.15 11.64 32.41 299 88 PEAK	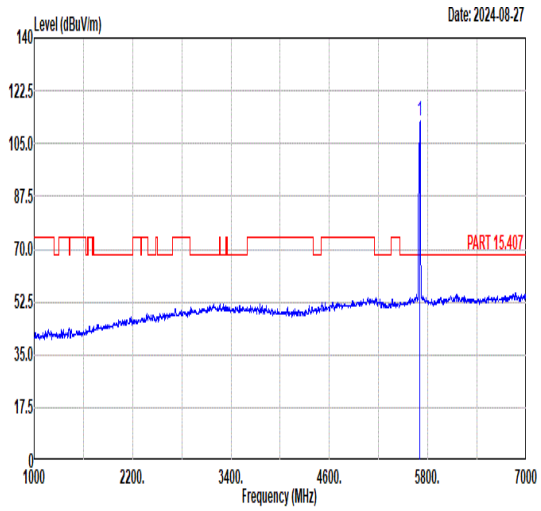 Freq Level Limit Line Margin (dB) Read Level Ant Factor Cable Loss Preamp Factor APos TPos Remark MHz dBuV/m dBuV/m dBuV dB/m dB dB cm deg 1 5700.00 112.30 ------ ------ 97.92 35.09 11.66 32.37 299 88 PEAK
Avg	Blank	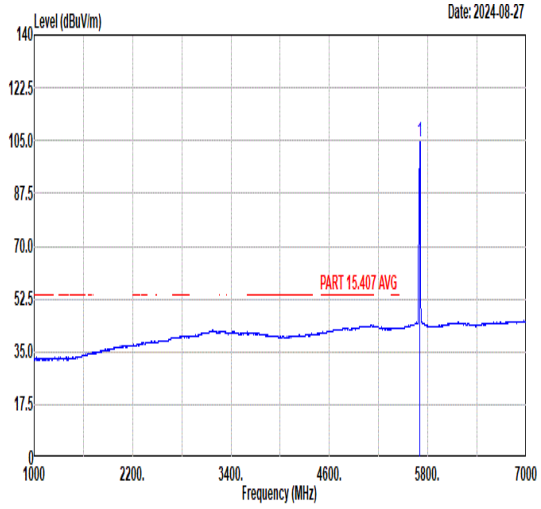 Freq Level Limit Line Margin (dB) Read Level Ant Factor Cable Loss Preamp Factor APos TPos Remark MHz dBuV/m dBuV/m dBuV dB/m dB dB cm deg 1 5700.00 104.73 ------ ------ 90.35 35.09 11.66 32.37 299 88 AVERAGE

Mode	55	
	Band Edge	
	U-NII-2C_5.25-5.35_802.11be EHT20_CH140_Single RU 106/54_5700MHz	
ANT	CDD 9+15	
Pol.	Vertical	Fundamental
Peak	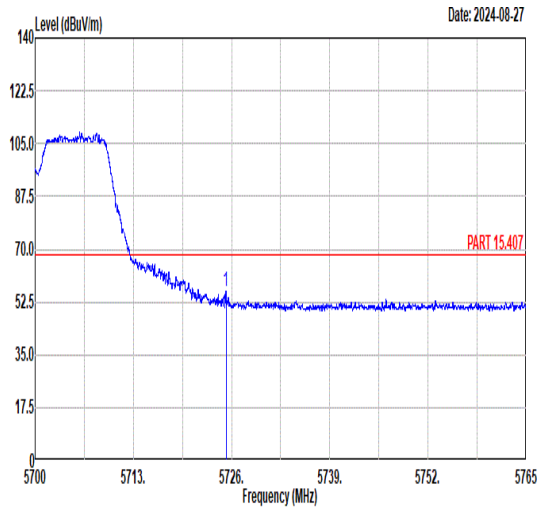 Freq Level Limit Line Margin (dB) Read Level Ant Factor Cable Loss Preamp Factor APos TPos Remark MHz dBuV/m dBuV/m dBuV dB/m dB dB cm deg 1 5725.26 55.92 68.30 -12.38 41.54 35.12 11.65 32.39 347 340 PEAK	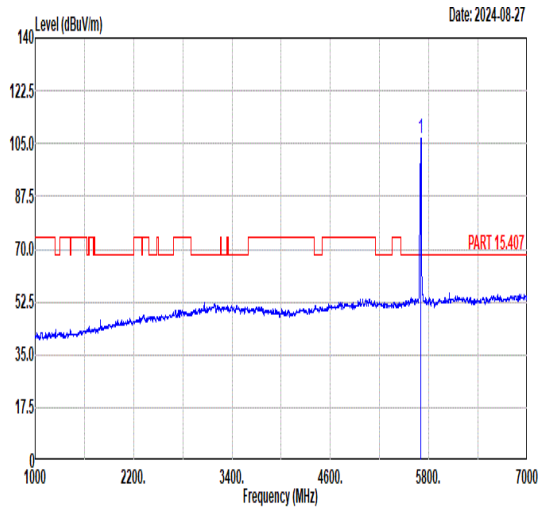 Freq Level Limit Line Margin (dB) Read Level Ant Factor Cable Loss Preamp Factor APos TPos Remark MHz dBuV/m dBuV/m dBuV dB/m dB dB cm deg 1 5700.00 106.95 ------ ------ 92.58 35.08 11.66 32.37 347 340 PEAK
Avg	Blank	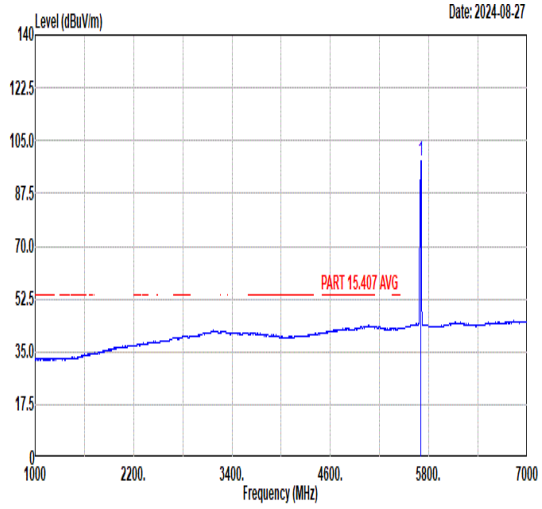 Freq Level Limit Line Margin (dB) Read Level Ant Factor Cable Loss Preamp Factor APos TPos Remark MHz dBuV/m dBuV/m dBuV dB/m dB dB cm deg 1 5700.00 98.43 ------ ------ 84.06 35.08 11.66 32.37 347 340 AVERAGE

Mode	56	
	Band Edge	
	U-NII-3_5.725-5.85_802.11be EHT20_CH149_Single RU 26/0_5745MHz	
ANT	CDD 9+15	
Pol.	Horizontal	Fundamental
Peak	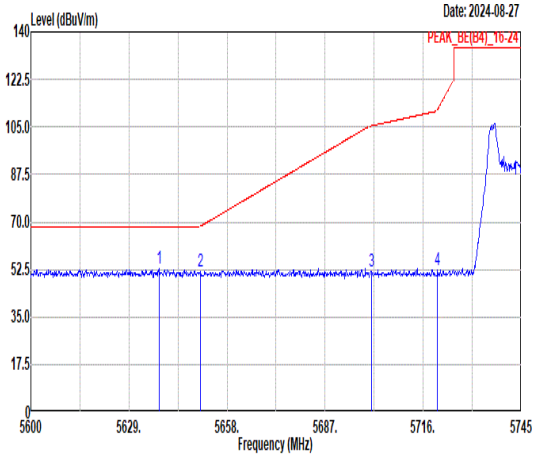 Freq Level Limit Line Margin (dB) Read Level Ant Factor Cable Loss Preamp Factor APos TPos Remark 1 5637.85 52.61 68.30 -15.69 38.25 34.99 11.69 32.32 306 116 PEAK 2 5650.03 51.58 68.32 -16.74 37.21 35.01 11.69 32.33 306 116 PEAK 3 5700.63 51.72 105.38 -53.66 37.35 35.08 11.66 32.37 306 116 PEAK 4 5720.21 52.06 111.27 -59.21 37.67 35.11 11.66 32.38 306 116 PEAK	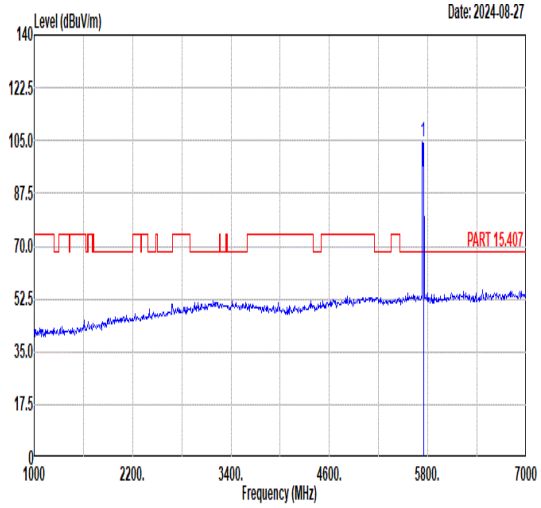 Freq Level Limit Line Margin (dB) Read Level Ant Factor Cable Loss Preamp Factor APos TPos Remark 1 5745.00 104.41 ------ ------ 90.02 35.13 11.65 32.39 306 116 PEAK
Avg	Blank	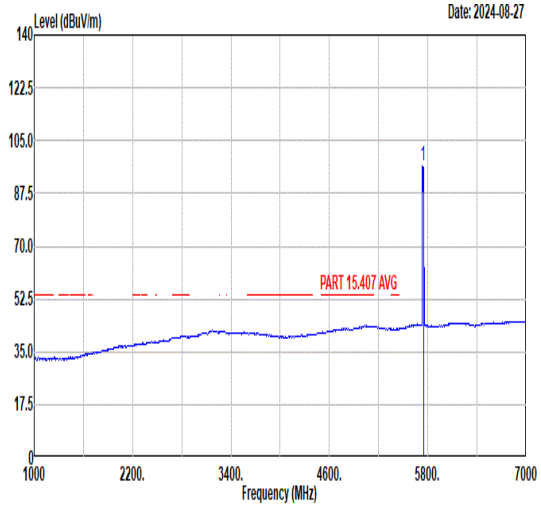 Freq Level Limit Line Margin (dB) Read Level Ant Factor Cable Loss Preamp Factor APos TPos Remark 1 5745.00 96.85 ------ ------ 82.46 35.13 11.65 32.39 306 116 AVERAGE

Mode	56	
	Band Edge	
	U-NII-3_5.725-5.85_802.11be EHT20_CH149_Single RU 26/0_5745MHz	
ANT	CDD 9+15	
Pol.	Vertical	Fundamental
Peak	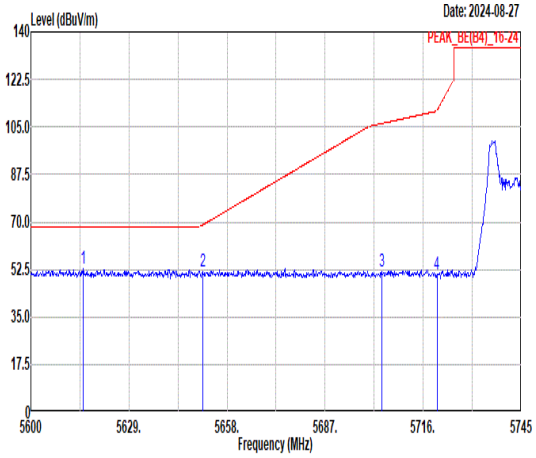 Freq Level Limit Line Margin (dB) Read Level Ant Factor Cable Loss Preamp Factor APos TPos Remark MHz dBuV/m dBuV/m dBuV dB/m dB dB cm deg 1 5615.37 52.59 68.30 -15.71 38.23 34.96 11.70 32.30 359 329 PEAK 2 5650.75 51.71 68.86 -17.15 37.34 35.01 11.69 32.33 359 329 PEAK 3 5703.82 51.96 106.27 -54.31 37.58 35.09 11.66 32.37 359 329 PEAK 4 5720.06 50.48 110.94 -60.46 36.09 35.11 11.66 32.38 359 329 PEAK	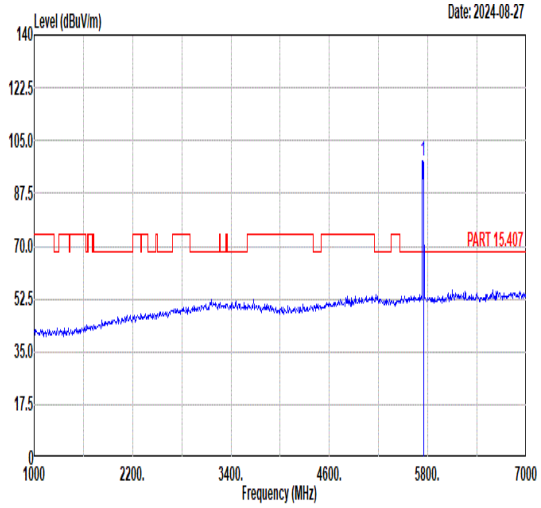 Freq Level Limit Line Margin (dB) Read Level Ant Factor Cable Loss Preamp Factor APos TPos Remark MHz dBuV/m dBuV/m dBuV dB/m dB dB cm deg 1 5745.00 98.27 ------ ------ 83.88 35.13 11.65 32.39 359 329 PEAK
Avg	Blank	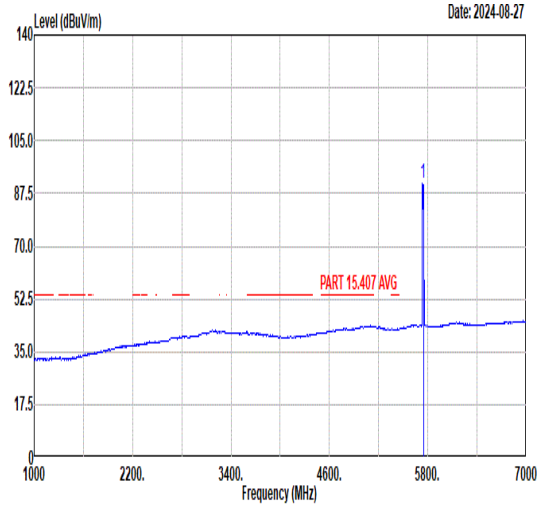 Freq Level Limit Line Margin (dB) Read Level Ant Factor Cable Loss Preamp Factor APos TPos Remark MHz dBuV/m dBuV/m dBuV dB/m dB dB cm deg 1 5745.00 90.70 ------ ------ 76.31 35.13 11.65 32.39 359 329 AVERAGE

Mode	57	
	Band Edge	
	U-NII-3_5.725-5.85_802.11be EHT20_CH149_Single RU 52/37_5745MHz	
ANT	CDD 9+15	
Pol.	Horizontal	Fundamental
Peak	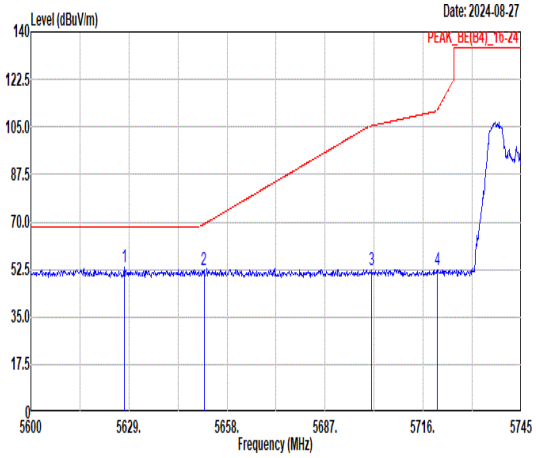 Freq Level Limit Line Margin (dB) Read Level Ant Factor Cable Loss Preamp Factor APos TPos Remark 1 5627.70 53.56 68.30 -14.74 39.19 34.98 11.70 32.31 305 116 PEAK 2 5651.19 52.50 69.18 -16.68 38.13 35.01 11.69 32.33 305 116 PEAK 3 5700.78 52.26 105.42 -53.16 37.89 35.08 11.66 32.37 305 116 PEAK 4 5720.21 52.09 111.27 -59.18 37.70 35.11 11.66 32.38 305 116 PEAK	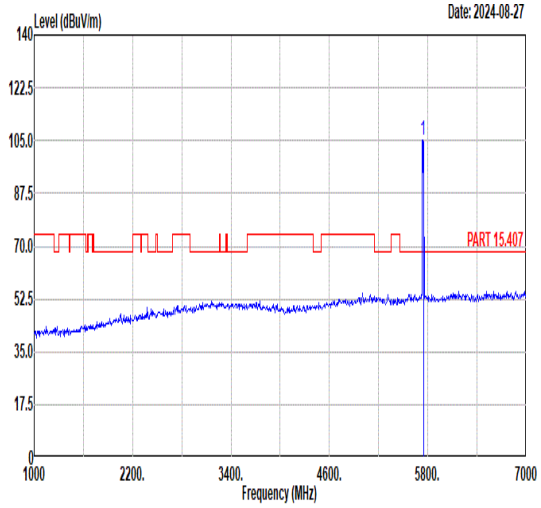 Freq Level Limit Line Margin (dB) Read Level Ant Factor Cable Loss Preamp Factor APos TPos Remark 1 5745.00 105.32 ------ ------ 90.93 35.14 11.65 32.40 305 116 PEAK
Avg	Blank	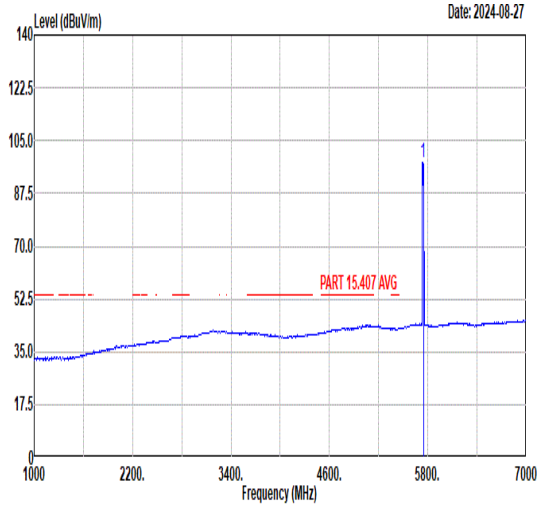 Freq Level Limit Line Margin (dB) Read Level Ant Factor Cable Loss Preamp Factor APos TPos Remark 1 5745.00 97.51 ------ ------ 83.12 35.13 11.65 32.39 305 116 AVERAGE

Mode	57	
	Band Edge	
	U-NII-3_5.725-5.85_802.11be EHT20_CH149_Single RU 52/37_5745MHz	
ANT	CDD 9+15	
Pol.	Vertical	Fundamental
Peak	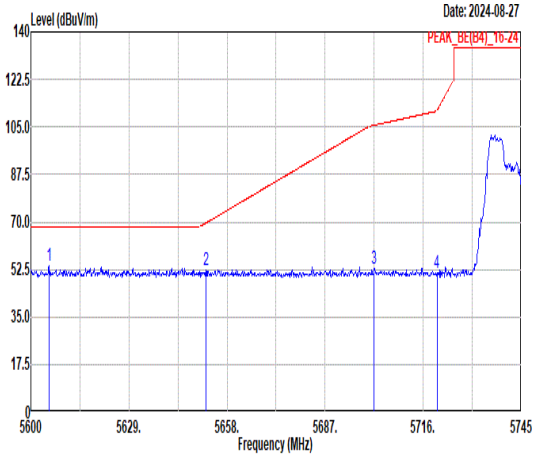 Freq Level Limit Line Margin (dB) Read Level Ant Factor Cable Loss Preamp Factor APos TPos Remark 1 5605.37 53.84 68.30 -14.46 39.47 34.95 11.71 32.29 303 340 PEAK 2 5651.77 52.29 69.61 -17.32 37.92 35.01 11.69 32.33 303 340 PEAK 3 5701.50 52.68 105.62 -52.94 38.31 35.08 11.66 32.37 303 340 PEAK 4 5720.06 51.39 110.94 -59.55 37.00 35.11 11.66 32.38 303 340 PEAK	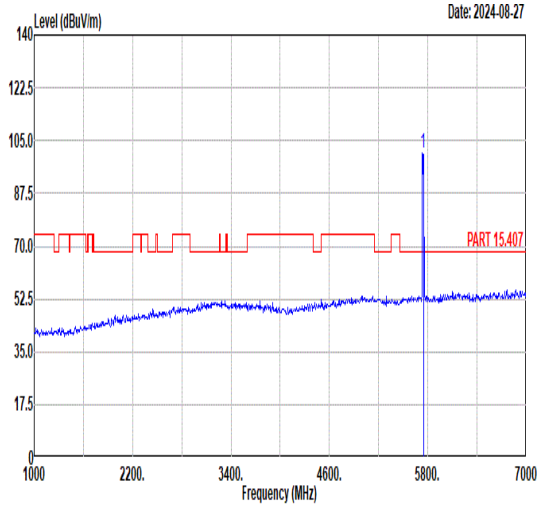 Freq Level Limit Line Margin (dB) Read Level Ant Factor Cable Loss Preamp Factor APos TPos Remark 1 5745.00 100.90 ------ ------ 86.51 35.13 11.65 32.39 303 340 PEAK
Avg	Blank	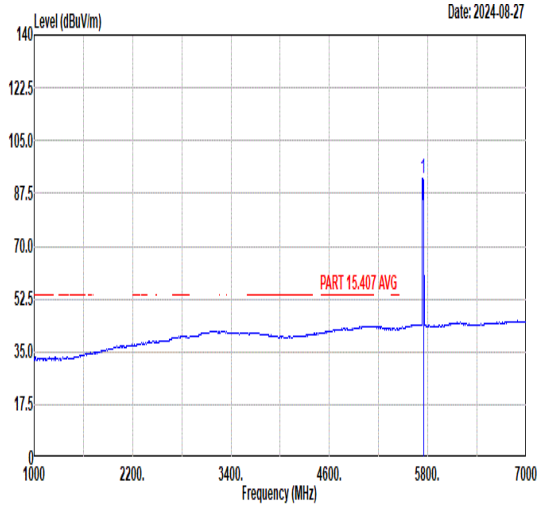 Freq Level Limit Line Margin (dB) Read Level Ant Factor Cable Loss Preamp Factor APos TPos Remark 1 5745.00 92.70 ------ ------ 78.31 35.13 11.65 32.39 303 340 AVERAGE

Mode	58	
	Band Edge	
	U-NII-3_5.725-5.85_802.11be EHT20_CH149_Single RU 106/53_5745MHz	
ANT	CDD 9+15	
Pol.	Horizontal	Fundamental
Peak	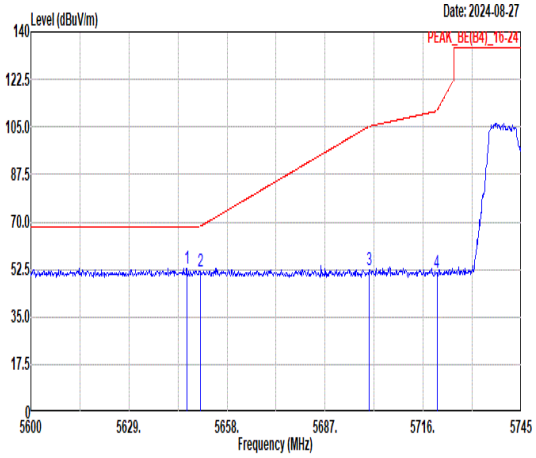 Freq Level Limit Line Margin (dB) Read Level Ant Factor Cable Loss Preamp Factor APos TPos Remark MHz dBuV/m dBuV/m dBuV dB/m dB dB cm deg 1 5646.11 53.08 68.30 -15.22 38.71 35.00 11.69 32.32 306 116 PEAK 2 5650.03 51.76 68.32 -16.56 37.39 35.01 11.69 32.33 306 116 PEAK 3 5700.05 52.30 105.21 -52.91 37.93 35.08 11.66 32.37 306 116 PEAK 4 5720.06 51.02 110.94 -59.92 36.63 35.11 11.66 32.38 306 116 PEAK	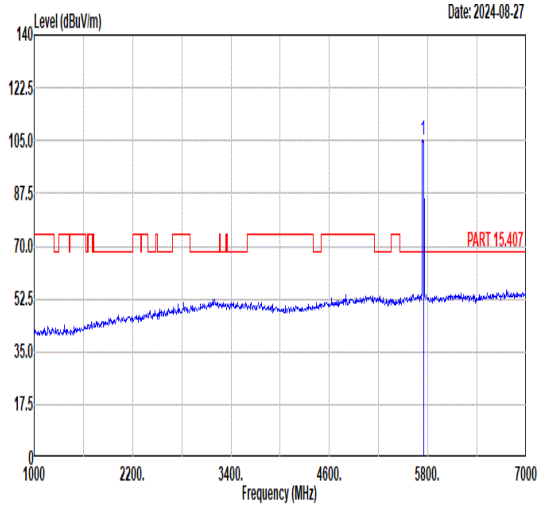 Freq Level Limit Line Margin (dB) Read Level Ant Factor Cable Loss Preamp Factor APos TPos Remark MHz dBuV/m dBuV/m dBuV dB/m dB dB cm deg 1 5745.00 105.07 ------ ------ 90.68 35.13 11.65 32.39 306 116 PEAK
Avg	Blank	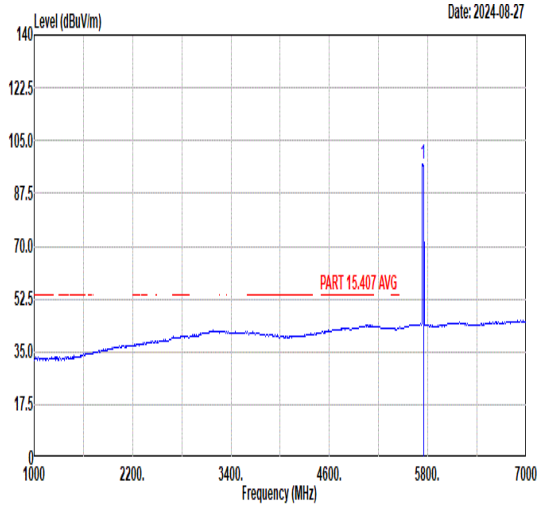 Freq Level Limit Line Margin (dB) Read Level Ant Factor Cable Loss Preamp Factor APos TPos Remark MHz dBuV/m dBuV/m dBuV dB/m dB dB cm deg 1 5745.00 97.26 ------ ------ 82.87 35.13 11.65 32.39 306 116 AVERAGE

Mode	58	
	Band Edge	
	U-NII-3_5.725-5.85_802.11be EHT20_CH149_Single RU 106/53_5745MHz	
ANT	CDD 9+15	
Pol.	Vertical	Fundamental
Peak	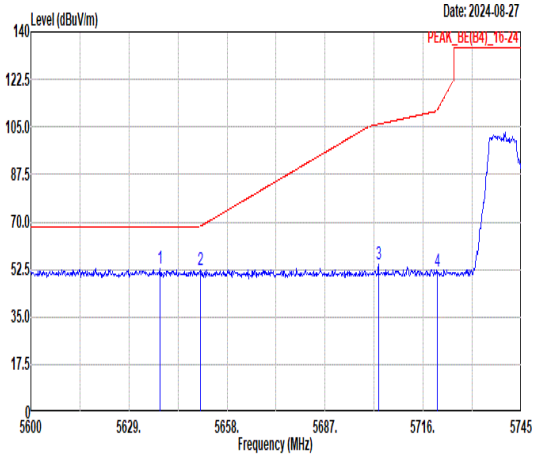 Freq Level Limit Line Margin (dB) Read Level Ant Factor Cable Loss Preamp Factor APos TPos Remark MHz dBuV/m dBuV/m dBuV dB/m dB dB cm deg 1 5638.28 52.74 68.30 -15.56 38.38 34.99 11.69 32.32 303 339 PEAK 2 5650.03 52.27 68.32 -16.05 37.90 35.01 11.69 32.33 303 339 PEAK 3 5702.81 54.41 105.99 -51.58 40.04 35.08 11.66 32.37 303 339 PEAK 4 5720.21 51.62 111.27 -59.65 37.23 35.11 11.66 32.38 303 339 PEAK	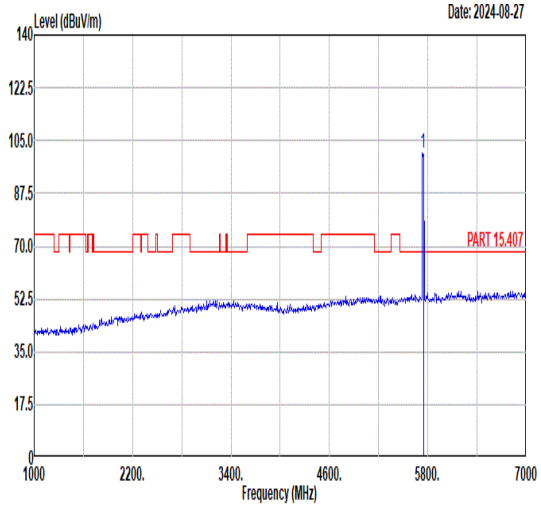 Freq Level Limit Line Margin (dB) Read Level Ant Factor Cable Loss Preamp Factor APos TPos Remark MHz dBuV/m dBuV/m dBuV dB/m dB dB cm deg 1 5745.00 100.88 ------ ------ 86.49 35.13 11.65 32.39 303 339 PEAK
Avg	Blank	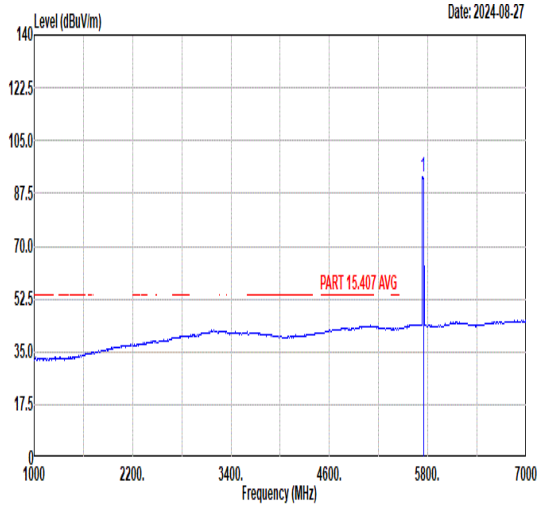 Freq Level Limit Line Margin (dB) Read Level Ant Factor Cable Loss Preamp Factor APos TPos Remark MHz dBuV/m dBuV/m dBuV dB/m dB dB cm deg 1 5745.00 92.89 ------ ------ 78.50 35.13 11.65 32.39 303 339 AVERAGE

Mode	59	
	Band Edge	
	U-NII-3_5.725-5.85_802.11be EHT20_CH165_Single RU 26/8_5825MHz	
ANT	CDD 9+15	
Pol.	Horizontal	Fundamental
Peak	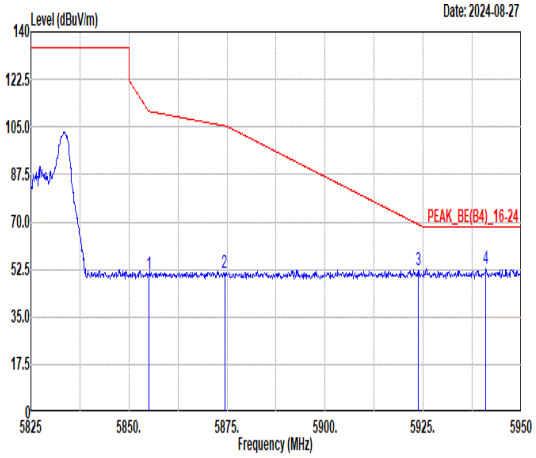 Freq Level Limit Line Margin (dB) Read Level Ant Factor Cable Loss Preamp Factor APos TPos Remark MHz dBuV/m dBuV/m dBuV dB/m dB dB cm deg 1 5855.00 50.88 110.80 -59.92 36.55 35.30 11.52 32.49 312 105 PEAK 2 5874.38 51.48 105.37 -53.89 37.17 35.32 11.49 32.50 312 105 PEAK 3 5923.75 52.44 69.12 -16.68 38.18 35.39 11.41 32.54 312 105 PEAK 4 5941.00 52.88 68.30 -15.42 38.64 35.42 11.38 32.56 312 105 PEAK	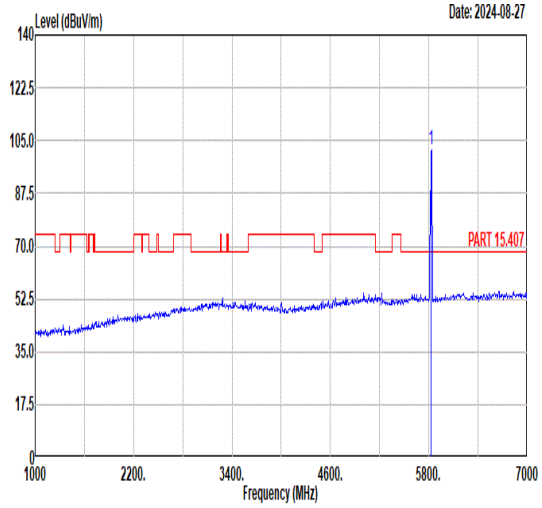 Freq Level Limit Line Margin (dB) Read Level Ant Factor Cable Loss Preamp Factor APos TPos Remark MHz dBuV/m dBuV/m dBuV dB/m dB dB cm deg 1 5825.00 101.71 ------ ------ 87.36 35.27 11.55 32.47 312 105 PEAK
Avg	Blank	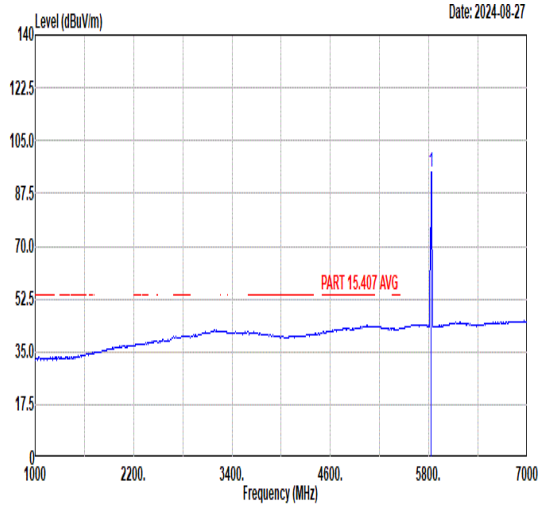 Freq Level Limit Line Margin (dB) Read Level Ant Factor Cable Loss Preamp Factor APos TPos Remark MHz dBuV/m dBuV/m dBuV dB/m dB dB cm deg 1 5825.00 94.79 ------ ------ 80.44 35.27 11.55 32.47 312 105 AVERAGE

Mode	59	
	Band Edge	
	U-NII-3_5.725-5.85_802.11be EHT20_CH165_Single RU 26/8_5825MHz	
ANT	CDD 9+15	
Pol.	Vertical	Fundamental
Peak	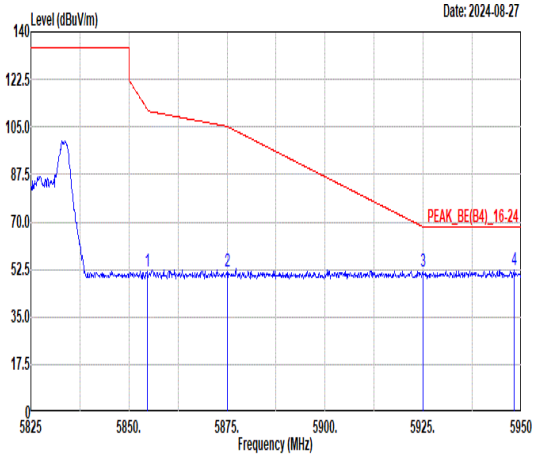 Freq Level Limit Line Margin (dB) Read Level Ant Factor Cable Loss Preamp Factor APos TPos Remark 1 5854.75 51.88 111.37 -59.49 37.55 35.30 11.52 32.49 308 349 PEAK 2 5875.00 51.78 105.20 -53.42 37.46 35.33 11.49 32.50 308 349 PEAK 3 5924.88 51.62 68.29 -16.67 37.37 35.39 11.40 32.54 308 349 PEAK 4 5948.25 52.17 68.30 -16.13 37.94 35.43 11.36 32.56 308 349 PEAK	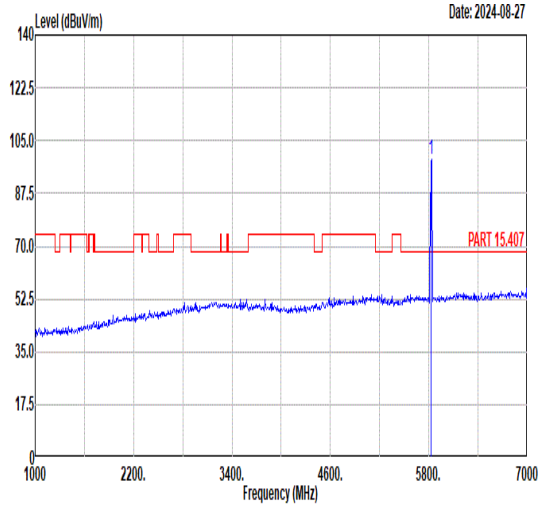 Freq Level Limit Line Margin (dB) Read Level Ant Factor Cable Loss Preamp Factor APos TPos Remark 1 5825.00 98.65 ------ ------ 84.30 35.27 11.55 32.47 308 349 PEAK
Avg	Blank	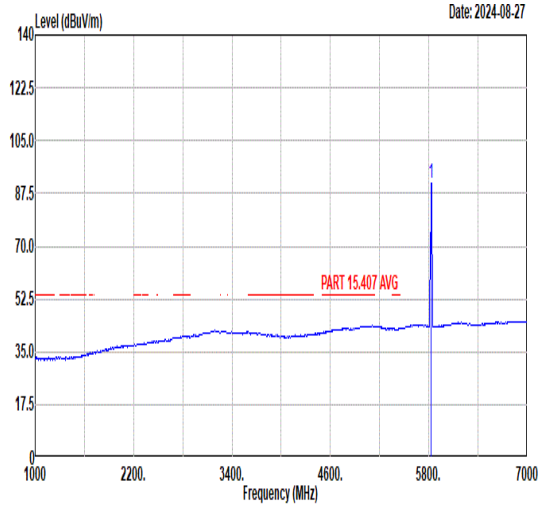 Freq Level Limit Line Margin (dB) Read Level Ant Factor Cable Loss Preamp Factor APos TPos Remark 1 5825.00 91.05 ------ ------ 76.70 35.27 11.55 32.47 308 349 AVERAGE

Mode	60	
	Band Edge	
	U-NII-3_5.725-5.85_802.11be EHT20_CH165_Single RU 52/40_5825MHz	
ANT	CDD 9+15	
Pol.	Horizontal	Fundamental
Peak	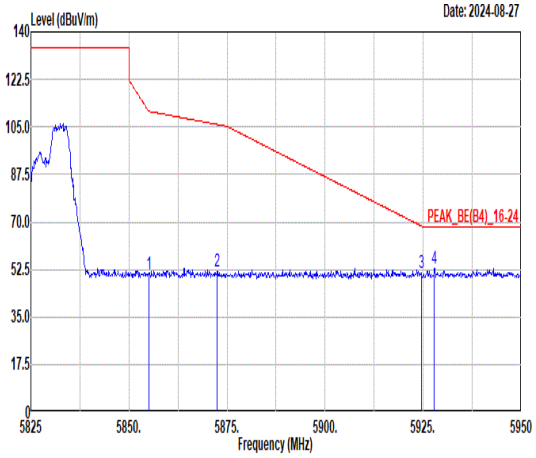 Freq Level Limit Line Margin (dB) Read Level Ant Factor Cable Loss Preamp Factor APos TPos Remark 1 5855.00 50.75 110.80 -60.05 36.42 35.30 11.52 32.49 312 105 PEAK 2 5872.50 51.98 105.90 -53.92 37.67 35.32 11.49 32.50 312 105 PEAK 3 5924.50 51.46 68.57 -17.11 37.21 35.39 11.40 32.54 312 105 PEAK 4 5927.88 52.69 68.30 -15.61 38.43 35.40 11.40 32.54 312 105 PEAK	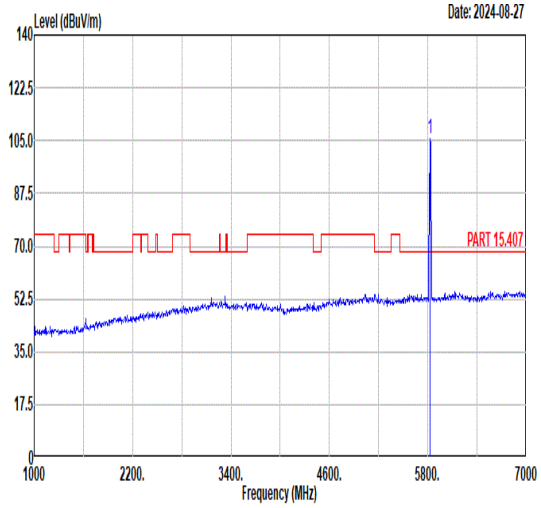 Freq Level Limit Line Margin (dB) Read Level Ant Factor Cable Loss Preamp Factor APos TPos Remark 1 5825.00 105.71 ------ ------ 91.36 35.26 11.56 32.47 312 105 PEAK
Avg	Blank	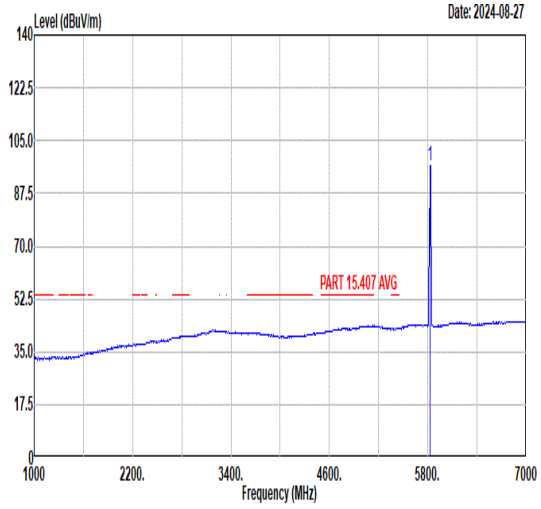 Freq Level Limit Line Margin (dB) Read Level Ant Factor Cable Loss Preamp Factor APos TPos Remark 1 5825.00 96.61 ------ ------ 82.26 35.26 11.56 32.47 312 105 AVERAGE

Mode	60	
	Band Edge	
	U-NII-3_5.725-5.85_802.11be EHT20_CH165_Single RU 52/40_5825MHz	
ANT	CDD 9+15	
Pol.	Vertical	Fundamental
Peak	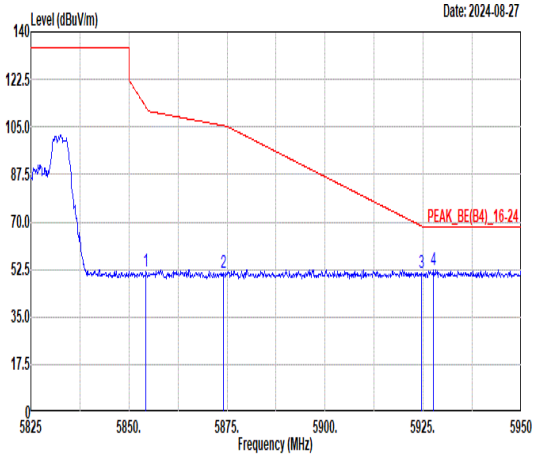 Freq Level Limit Line Margin (dB) Read Level Ant Factor Cable Loss Preamp Factor APos TPos Remark 1 5854.38 51.95 112.22 -60.27 37.62 35.30 11.52 32.49 308 349 PEAK 2 5874.13 51.37 105.44 -54.07 37.06 35.32 11.49 32.50 308 349 PEAK 3 5924.50 51.44 68.57 -17.13 37.19 35.39 11.40 32.54 308 349 PEAK 4 5927.50 52.20 68.30 -16.10 37.94 35.40 11.40 32.54 308 349 PEAK	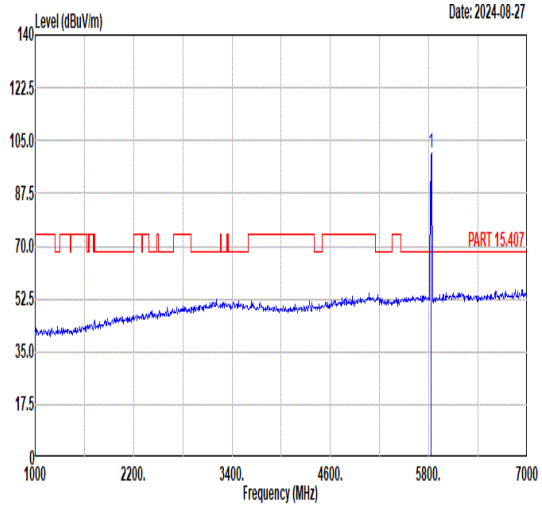 Freq Level Limit Line Margin (dB) Read Level Ant Factor Cable Loss Preamp Factor APos TPos Remark 1 5825.00 101.12 ------ ------ 86.77 35.27 11.55 32.47 308 349 PEAK
Avg	Blank	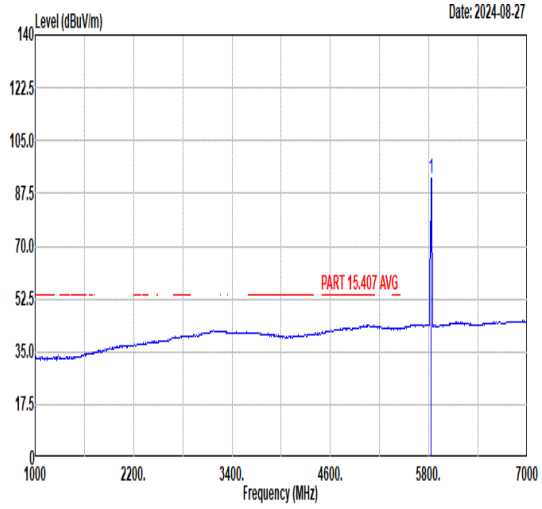 Freq Level Limit Line Margin (dB) Read Level Ant Factor Cable Loss Preamp Factor APos TPos Remark 1 5825.00 92.42 ------ ------ 78.07 35.26 11.56 32.47 308 349 AVERAGE

Mode	61	
	Band Edge	
	U-NII-3_5.725-5.85_802.11be EHT20_CH165_Single RU 106/54_5825MHz	
ANT	CDD 9+15	
Pol.	Horizontal	Fundamental
Peak	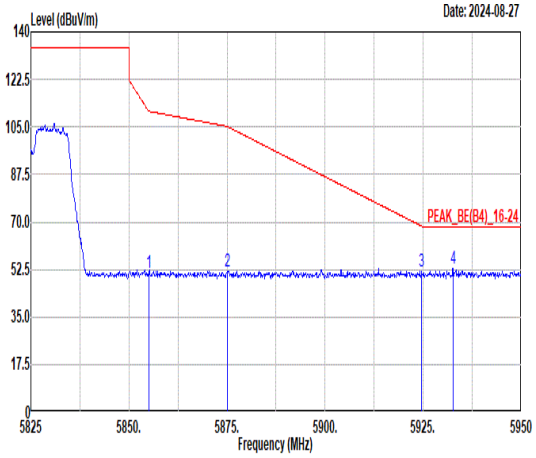 Freq Level Limit Line Margin (dB) Read Level Ant Factor Cable Loss Preamp Factor APos TPos Remark 1 5855.00 51.15 110.80 -59.65 36.82 35.30 11.52 32.49 312 118 PEAK 2 5875.00 51.51 105.20 -53.69 37.19 35.33 11.49 32.50 312 118 PEAK 3 5924.63 51.84 68.48 -16.64 37.59 35.39 11.40 32.54 312 118 PEAK 4 5932.63 52.83 68.30 -15.47 38.58 35.41 11.39 32.55 312 118 PEAK	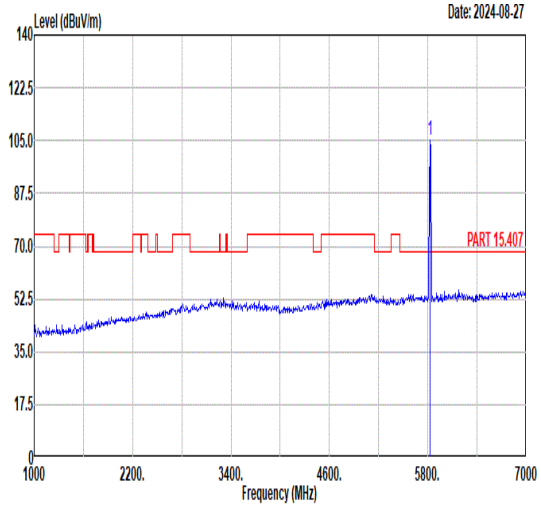 Freq Level Limit Line Margin (dB) Read Level Ant Factor Cable Loss Preamp Factor APos TPos Remark 1 5825.00 104.93 ------ ------ 90.58 35.26 11.56 32.47 312 118 PEAK
Avg	Blank	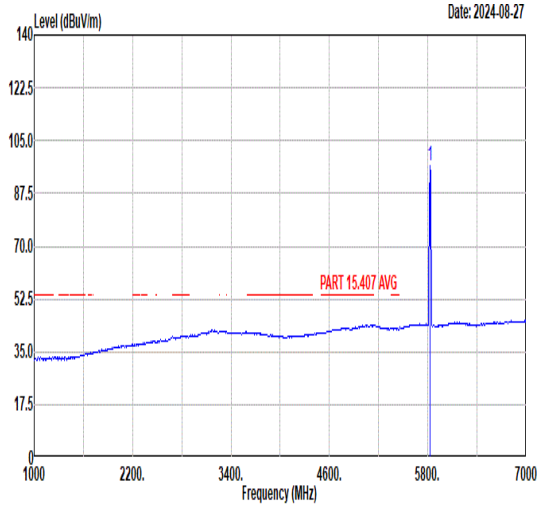 Freq Level Limit Line Margin (dB) Read Level Ant Factor Cable Loss Preamp Factor APos TPos Remark 1 5825.00 96.84 ------ ------ 82.49 35.26 11.56 32.47 312 118 AVERAGE

Mode	61	
	Band Edge	
	U-NII-3_5.725-5.85_802.11be EHT20_CH165_Single RU 106/54_5825MHz	
ANT	CDD 9+15	
Pol.	Vertical	Fundamental
Peak	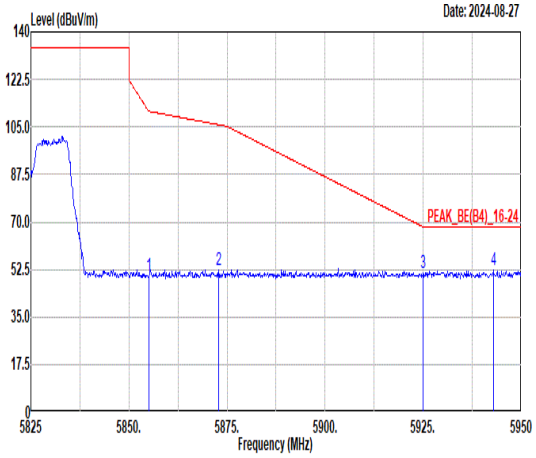 Freq Level Limit Line Margin (dB) Read Level Ant Factor Cable Loss Preamp Factor APos TPos Remark MHz dBuV/m dBuV/m dBuV dB/m dB dB cm deg 1 5855.00 50.08 110.80 -60.72 35.75 35.30 11.52 32.49 308 350 PEAK 2 5872.88 52.52 105.79 -53.27 38.21 35.32 11.49 32.50 308 350 PEAK 3 5925.00 51.07 68.20 -17.13 36.81 35.40 11.40 32.54 308 350 PEAK 4 5942.88 52.45 68.30 -15.85 38.22 35.42 11.37 32.56 308 350 PEAK	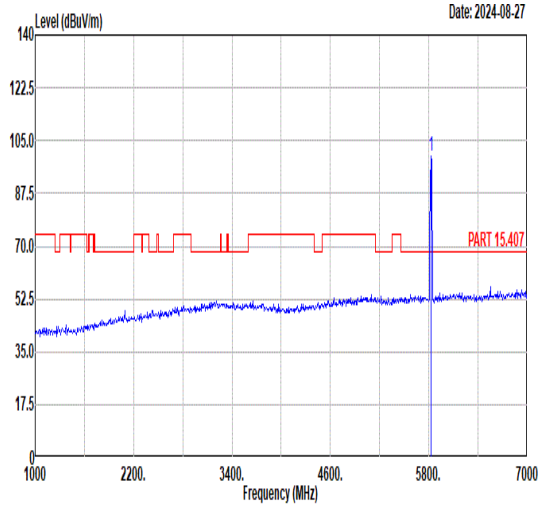 Freq Level Limit Line Margin (dB) Read Level Ant Factor Cable Loss Preamp Factor APos TPos Remark MHz dBuV/m dBuV/m dBuV dB/m dB dB cm deg 1 5825.00 99.69 ------ ------ 85.34 35.26 11.56 32.47 308 350 PEAK
Avg	Blank	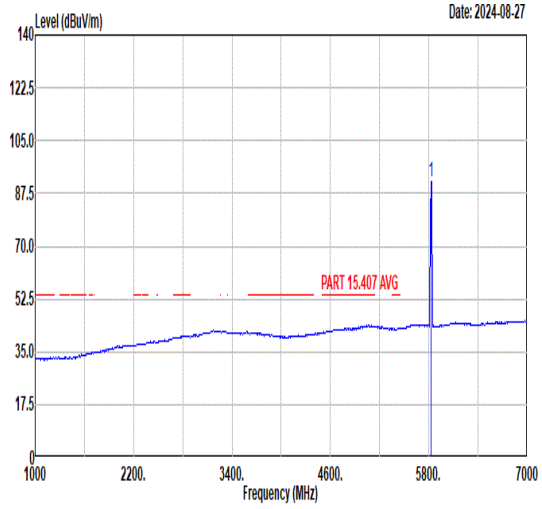 Freq Level Limit Line Margin (dB) Read Level Ant Factor Cable Loss Preamp Factor APos TPos Remark MHz dBuV/m dBuV/m dBuV dB/m dB dB cm deg 1 5825.00 91.58 ------ ------ 77.23 35.26 11.56 32.47 308 350 AVERAGE

Mode	62	
	Band Edge	
	U-NII-1_5.15-5.25_802.11be EHT20_CH36_Small RU 52+26_38+1 _5180MHz	
ANT	CDD 9+15	
Pol.	Horizontal	Fundamental
Peak	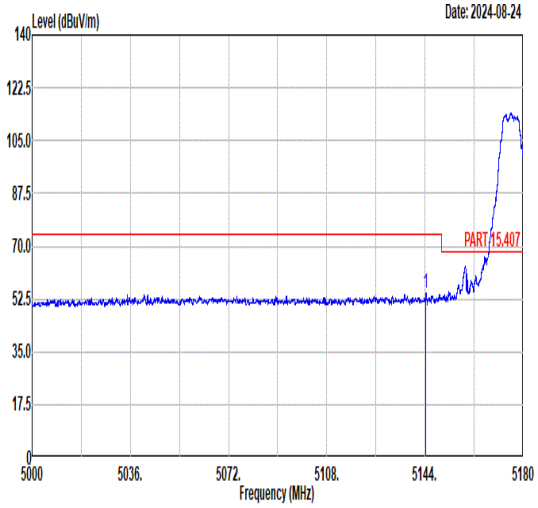 Freq Level Limit Line Margin (dB) Read Level Ant Factor Cable Loss Preamp Factor APos TPos Remark MHz dBuV/m dBuV/m dBuV dB/m dB dB cm deg 1 5144.27 54.67 74.00 -19.33 40.48 34.87 11.09 31.77 392 119 PEAK	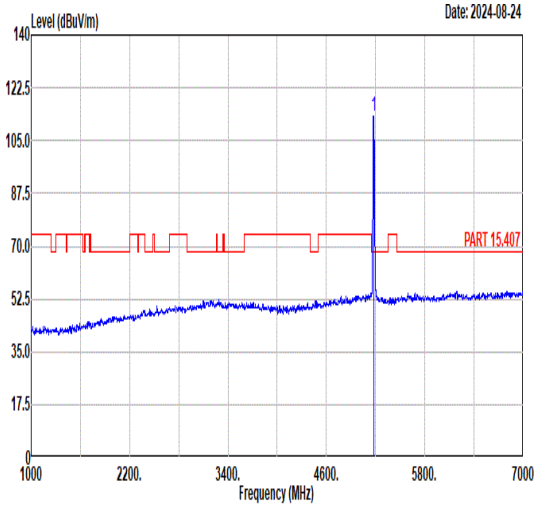 Freq Level Limit Line Margin (dB) Read Level Ant Factor Cable Loss Preamp Factor APos TPos Remark MHz dBuV/m dBuV/m dBuV dB/m dB dB cm deg 1 5180.00 113.04 ------ ------ 98.91 34.87 11.07 31.81 392 119 PEAK
Avg	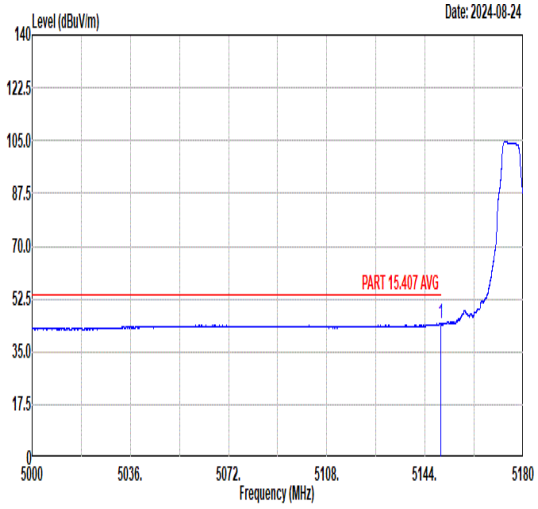 Freq Level Limit Line Margin (dB) Read Level Ant Factor Cable Loss Preamp Factor APos TPos Remark MHz dBuV/m dBuV/m dBuV dB/m dB dB cm deg 1 5149.83 44.30 54.00 -9.70 30.12 34.87 11.09 31.78 392 119 AVERAGE	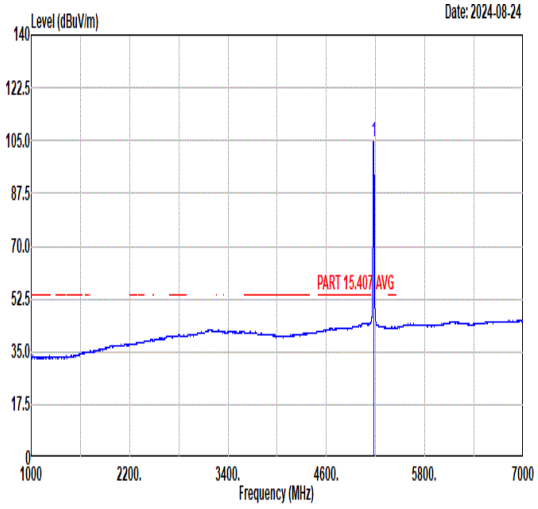 Freq Level Limit Line Margin (dB) Read Level Ant Factor Cable Loss Preamp Factor APos TPos Remark MHz dBuV/m dBuV/m dBuV dB/m dB dB cm deg 1 5180.00 104.40 ------ ------ 90.27 34.87 11.07 31.81 392 119 AVERAGE

Mode	62	
	Band Edge	
	U-NII-1_5.15-5.25_802.11be EHT20_CH36_Small RU 52+26_38+1 _5180MHz	
ANT	CDD 9+15	
Pol.	Vertical	Fundamental
Peak	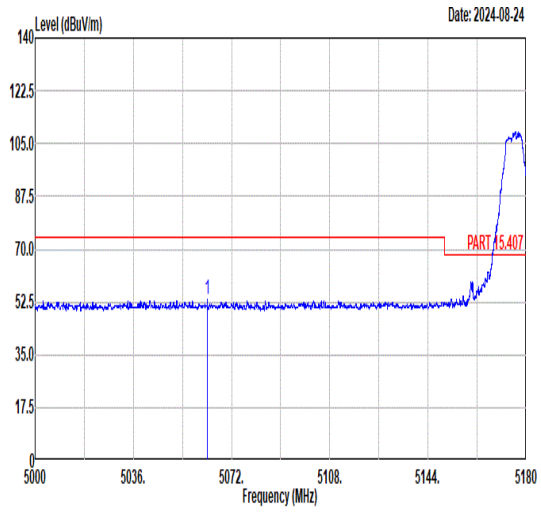 Freq Level Limit Line Margin (dB) Read Level Ant Factor Cable Loss Preamp Factor APos TPos Remark MHz dBuV/m dBuV/m dBuV dB/m dB dB cm deg 1 5063.09 53.12 74.00 -20.88 38.77 34.89 11.13 31.67 364 20 PEAK	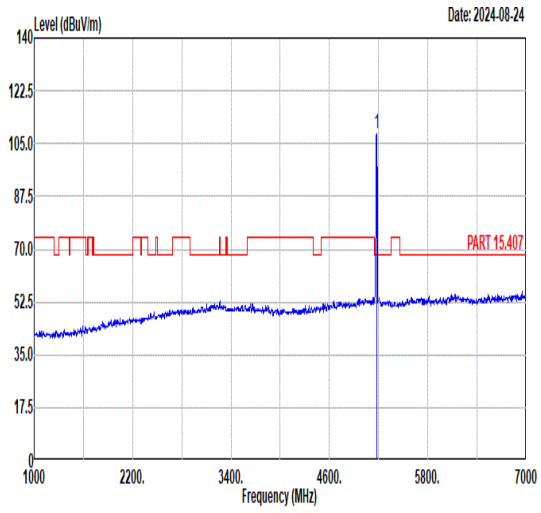 Freq Level Limit Line Margin (dB) Read Level Ant Factor Cable Loss Preamp Factor APos TPos Remark MHz dBuV/m dBuV/m dBuV dB/m dB dB cm deg 1 5180.00 108.12 ------ ------ 93.99 34.87 11.07 31.81 364 20 PEAK
Avg	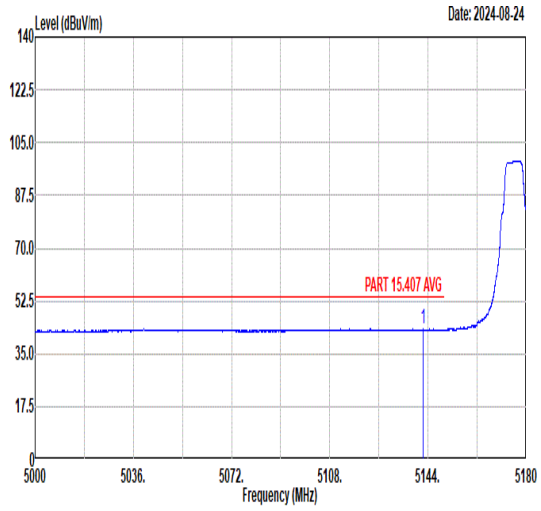 Freq Level Limit Line Margin (dB) Read Level Ant Factor Cable Loss Preamp Factor APos TPos Remark MHz dBuV/m dBuV/m dBuV dB/m dB dB cm deg 1 5142.13 43.16 54.00 -10.84 28.97 34.87 11.09 31.77 364 20 AVERAGE	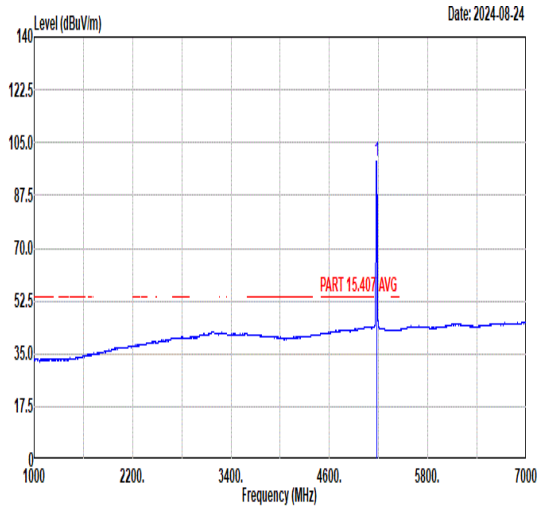 Freq Level Limit Line Margin (dB) Read Level Ant Factor Cable Loss Preamp Factor APos TPos Remark MHz dBuV/m dBuV/m dBuV dB/m dB dB cm deg 1 5180.00 98.64 ------ ------ 84.51 34.87 11.07 31.81 364 20 AVERAGE

Mode	63	
	Band Edge	
	U-NII-1_5.15-5.25_802.11be EHT20_CH36_Small RU 106+26_53+4 _5180MHz	
ANT	CDD 9+15	
Pol.	Horizontal	Fundamental
Peak	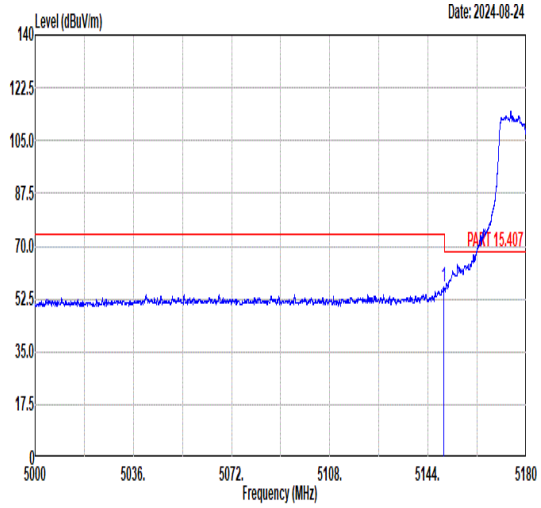 Freq Level Limit Line Margin (dB) Read Level Ant Factor Cable Loss Preamp Factor APos TPos Remark MHz dBuV/m dBuV/m dBuV dB/m dB dB cm deg 1 5149.67 56.40 74.00 -17.60 42.22 34.87 11.09 31.78 393 118 PEAK	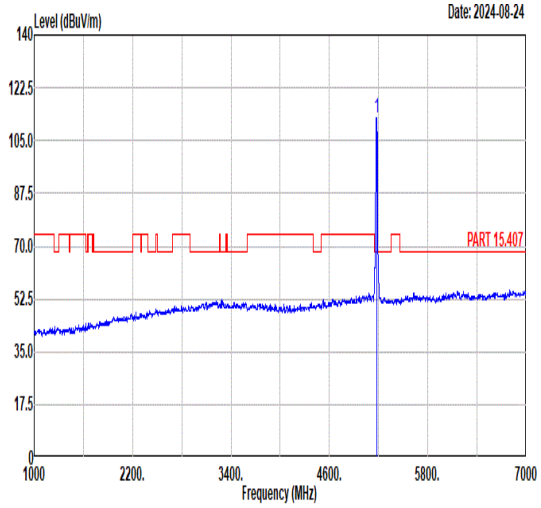 Freq Level Limit Line Margin (dB) Read Level Ant Factor Cable Loss Preamp Factor APos TPos Remark MHz dBuV/m dBuV/m dBuV dB/m dB dB cm deg 1 5180.00 112.62 ------ ------ 98.49 34.87 11.07 31.81 393 118 PEAK
Avg	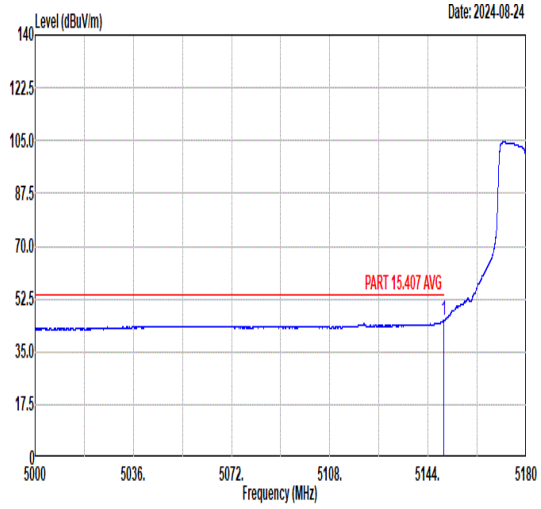 Freq Level Limit Line Margin (dB) Read Level Ant Factor Cable Loss Preamp Factor APos TPos Remark MHz dBuV/m dBuV/m dBuV dB/m dB dB cm deg 1 5149.67 45.48 54.00 -8.52 31.30 34.87 11.09 31.78 393 118 AVERAGE	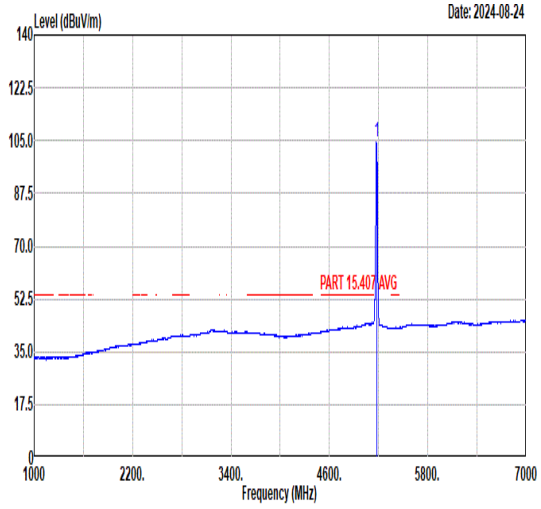 Freq Level Limit Line Margin (dB) Read Level Ant Factor Cable Loss Preamp Factor APos TPos Remark MHz dBuV/m dBuV/m dBuV dB/m dB dB cm deg 1 5180.00 104.39 ------ ------ 90.24 34.87 11.08 31.80 393 118 AVERAGE

Mode	63	
	Band Edge	
	U-NII-1_5.15-5.25_802.11be EHT20_CH36_Small RU 106+26_53+4_5180MHz	
ANT	CDD 9+15	
Pol.	Vertical	Fundamental
Peak	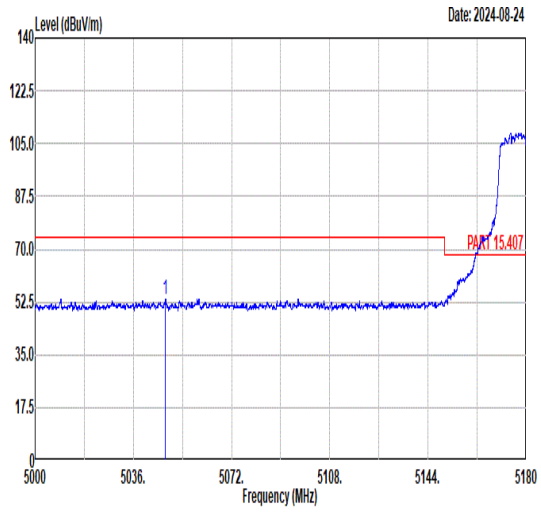 Freq Level Limit Line Margin (dB) Read Level Ant Factor Cable Loss Preamp Factor APos TPos Remark MHz dBuV/m dBuV/m dBuV dB/m dB dB cm deg 1 5047.81 53.56 74.00 -20.44 39.18 34.89 11.14 31.65 360 23 PEAK	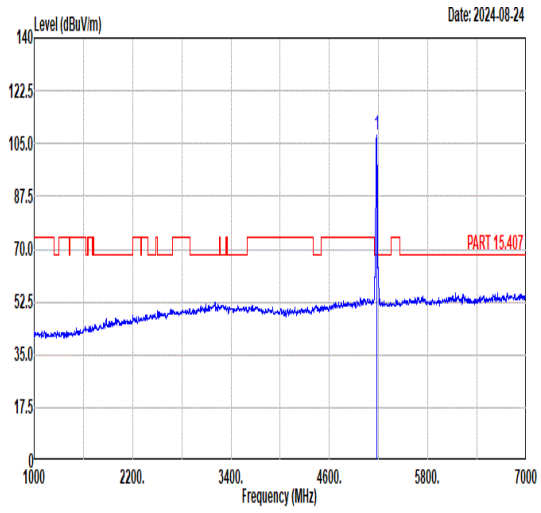 Freq Level Limit Line Margin (dB) Read Level Ant Factor Cable Loss Preamp Factor APos TPos Remark MHz dBuV/m dBuV/m dBuV dB/m dB dB cm deg 1 5180.00 107.76 ------ ------ 93.65 34.86 11.07 31.82 360 23 PEAK
Avg	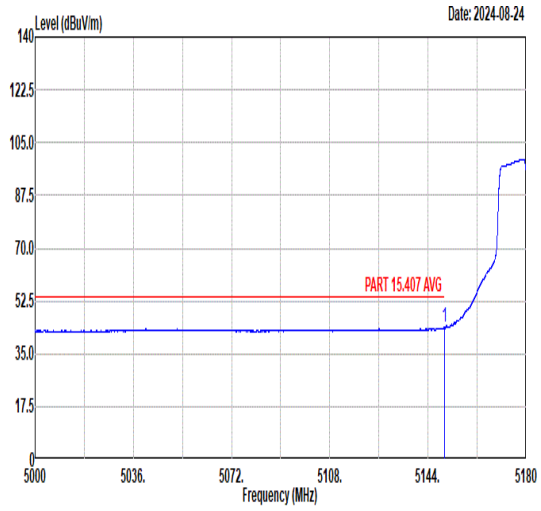 Freq Level Limit Line Margin (dB) Read Level Ant Factor Cable Loss Preamp Factor APos TPos Remark MHz dBuV/m dBuV/m dBuV dB/m dB dB cm deg 1 5149.99 43.71 54.00 -10.29 29.54 34.87 11.08 31.78 360 23 AVERAGE	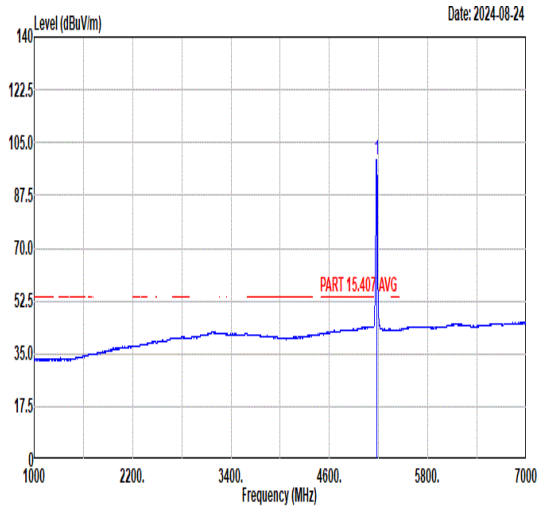 Freq Level Limit Line Margin (dB) Read Level Ant Factor Cable Loss Preamp Factor APos TPos Remark MHz dBuV/m dBuV/m dBuV dB/m dB dB cm deg 1 5180.00 99.35 ------ ------ 85.24 34.86 11.07 31.82 360 23 AVERAGE

Mode	64	
	Band Edge	
	U-NII-2A_5.25-5.35_802.11be EHT20_CH64_Small RU 52+26_39+7_5320MHz	
ANT	CDD 9+15	
Pol.	Horizontal	Fundamental
Peak	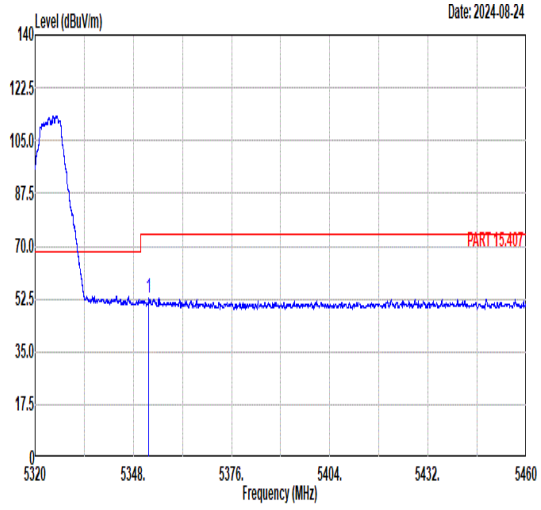 Freq Level Limit Line Margin (dB) Read Level Ant Factor Cable Loss Preamp Factor APos TPos Remark 1 5352.42 52.96 74.00 -21.04 39.22 34.83 10.94 32.03 389 122 PEAK	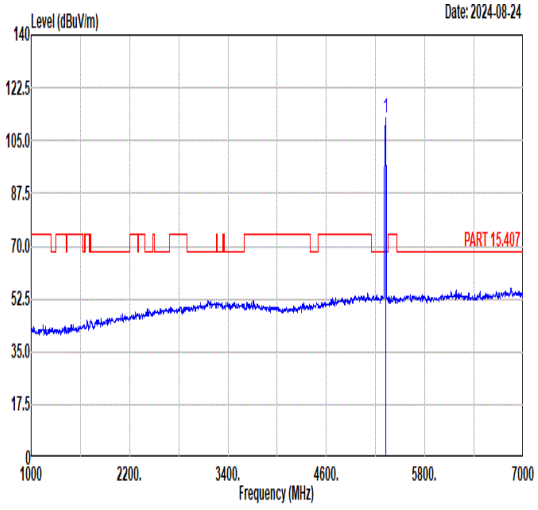 Freq Level Limit Line Margin (dB) Read Level Ant Factor Cable Loss Preamp Factor APos TPos Remark 1 5320.00 112.47 ------ ------ 98.67 34.84 10.96 32.00 389 122 PEAK
Avg	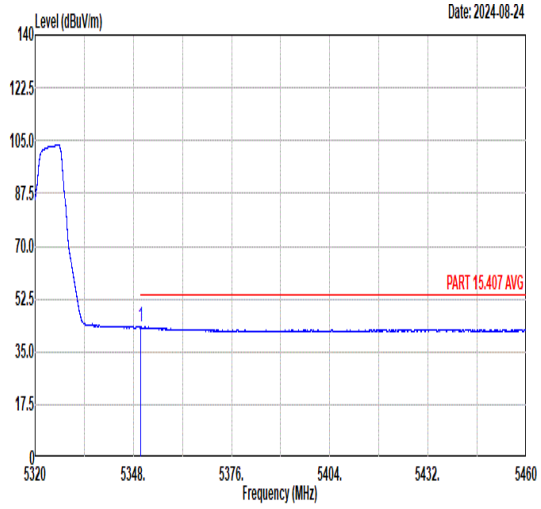 Freq Level Limit Line Margin (dB) Read Level Ant Factor Cable Loss Preamp Factor APos TPos Remark 1 5350.17 43.23 54.00 -10.77 29.49 34.83 10.94 32.03 389 122 AVERAGE	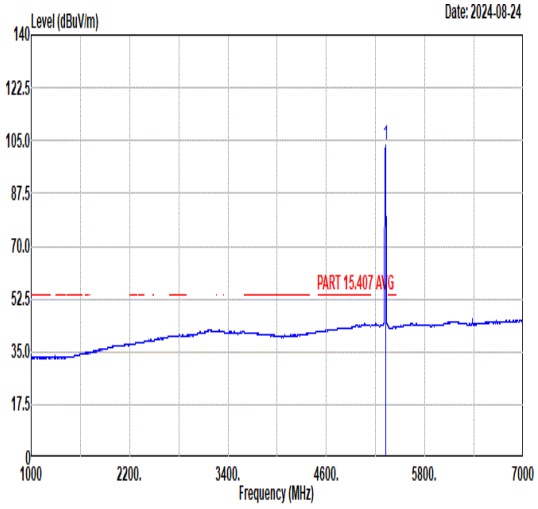 Freq Level Limit Line Margin (dB) Read Level Ant Factor Cable Loss Preamp Factor APos TPos Remark 1 5320.00 103.43 ------ ------ 89.63 34.84 10.96 32.00 389 122 AVERAGE

Mode	64	
	Band Edge	
	U-NII-2A_5.25-5.35_802.11be EHT20_CH64_Small RU 52+26_39+7_5320MHz	
ANT	CDD 9+15	
Pol.	Vertical	Fundamental
Peak	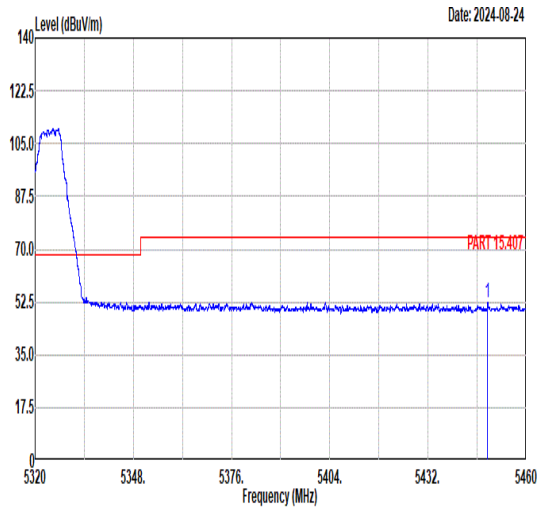 Freq Level Limit Line Margin (dB) Read Level Ant Factor Cable Loss Preamp Factor APos TPos Remark MHz dBuV/m dBuV/m dBuV dB/m dB dB cm deg 1 5449.01 52.39 74.00 -21.61 38.66 34.81 11.07 32.15 354 13 PEAK	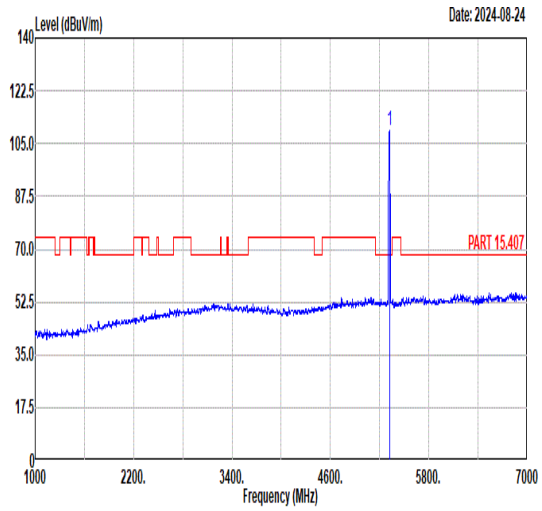 Freq Level Limit Line Margin (dB) Read Level Ant Factor Cable Loss Preamp Factor APos TPos Remark MHz dBuV/m dBuV/m dBuV dB/m dB dB cm deg 1 5320.00 109.55 ------ ------ 95.75 34.84 10.96 32.00 354 13 PEAK
Avg	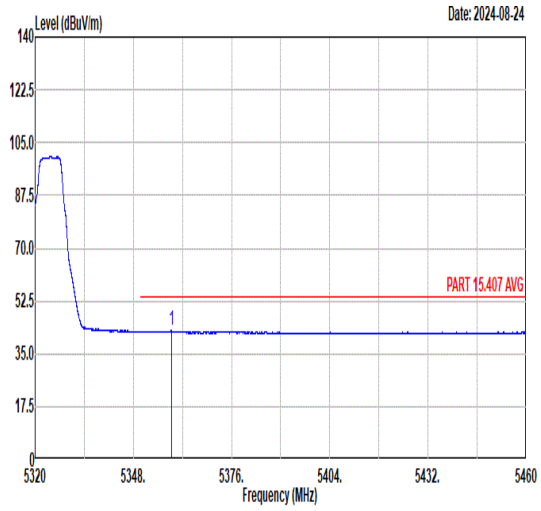 Freq Level Limit Line Margin (dB) Read Level Ant Factor Cable Loss Preamp Factor APos TPos Remark MHz dBuV/m dBuV/m dBuV dB/m dB dB cm deg 1 5358.85 42.59 54.00 -11.41 28.86 34.83 10.94 32.04 354 13 AVERAGE	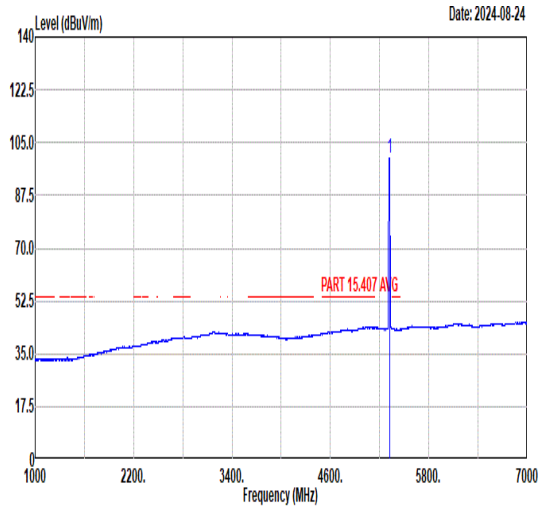 Freq Level Limit Line Margin (dB) Read Level Ant Factor Cable Loss Preamp Factor APos TPos Remark MHz dBuV/m dBuV/m dBuV dB/m dB dB cm deg 1 5320.00 100.04 ------ ------ 86.24 34.84 10.96 32.00 354 13 AVERAGE

Mode	65	
	Band Edge	
	U-NII-2A_5.25-5.35_802.11be EHT20_CH64_Small RU 106+26_ 54+4_5320MHz	
ANT	CDD 9+15	
Pol.	Horizontal	Fundamental
Peak	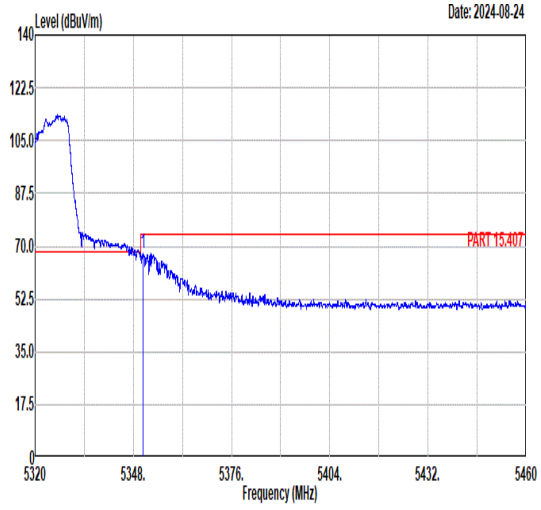 Freq Level Limit Line Margin (dB) Read Level Ant Factor Cable Loss Preamp Factor APos TPos Remark MHz dBuV/m dBuV/m dBuV dB/m dB dB cm deg 1 5350.74 67.51 74.00 -6.49 53.77 34.83 10.94 32.03 291 312 PEAK	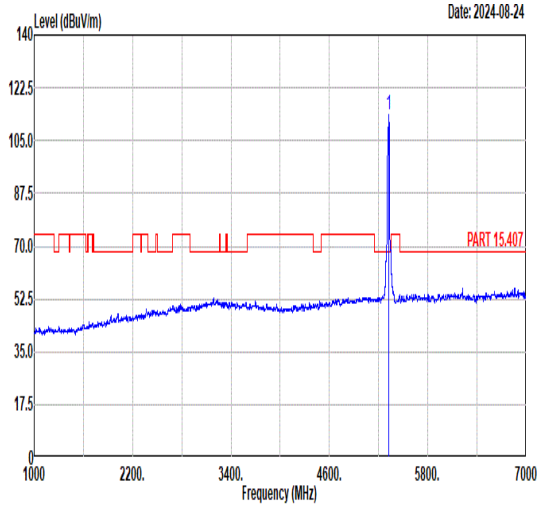 Freq Level Limit Line Margin (dB) Read Level Ant Factor Cable Loss Preamp Factor APos TPos Remark MHz dBuV/m dBuV/m dBuV dB/m dB dB cm deg 1 5320.00 113.50 ------ ------ 99.70 34.84 10.96 32.00 291 313 PEAK
Avg	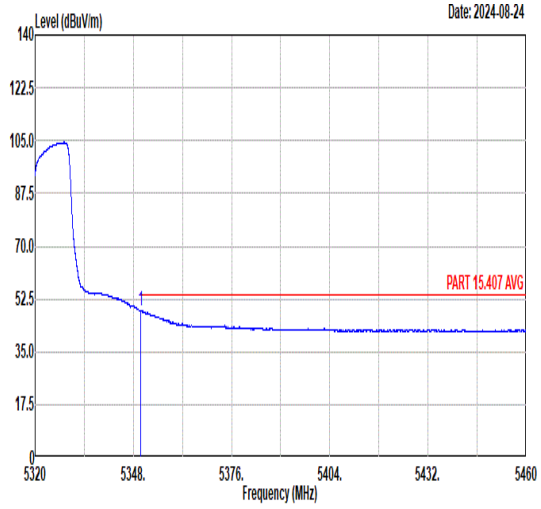 Freq Level Limit Line Margin (dB) Read Level Ant Factor Cable Loss Preamp Factor APos TPos Remark MHz dBuV/m dBuV/m dBuV dB/m dB dB cm deg 1 5350.03 48.61 54.00 -5.39 34.87 34.83 10.94 32.03 291 312 AVERAGE	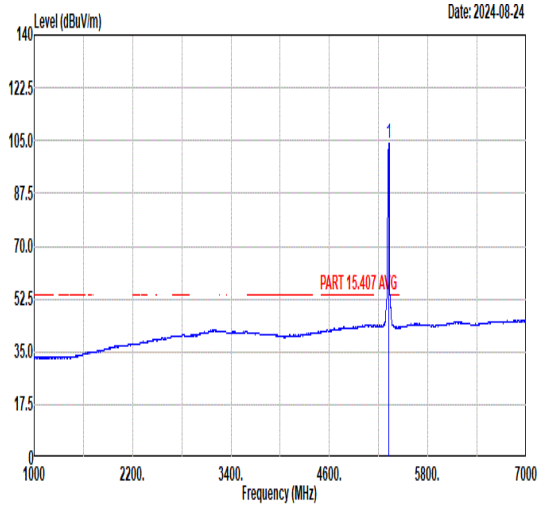 Freq Level Limit Line Margin (dB) Read Level Ant Factor Cable Loss Preamp Factor APos TPos Remark MHz dBuV/m dBuV/m dBuV dB/m dB dB cm deg 1 5320.00 104.26 ------ ------ 90.46 34.84 10.96 32.00 291 312 AVERAGE

Mode	65	
	Band Edge	
	U-NII-2A_5.25-5.35_802.11be EHT20_CH64_Small RU 106+26_ 54+4 _5320MHz	
ANT	CDD 9+15	
Pol.	Vertical	Fundamental
Peak	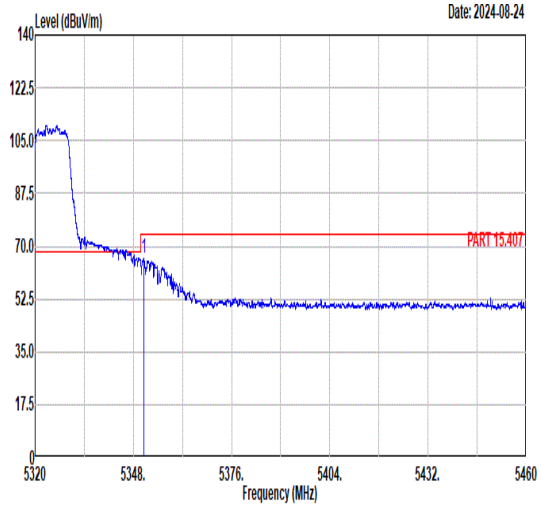 Freq Level Limit Line Margin (dB) Read Level Ant Factor Cable Loss Preamp Factor APos Remark TPos MHz dBuV/m dBuV/m dBuV dB/m dB dB cm deg 1 5351.01 65.81 74.00 -8.19 52.07 34.83 10.94 32.03 354 10 PEAK	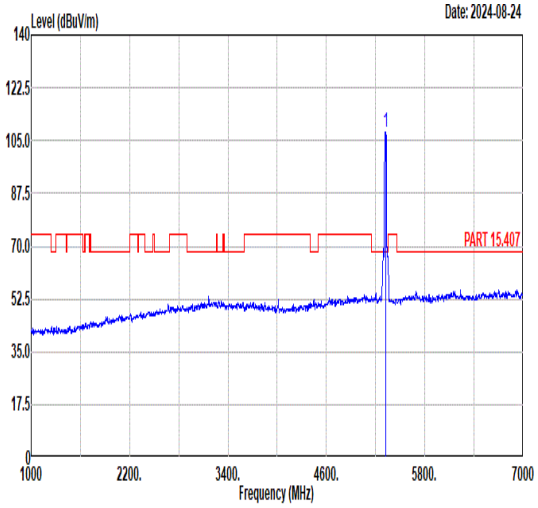 Freq Level Limit Line Margin (dB) Read Level Ant Factor Cable Loss Preamp Factor APos Remark TPos MHz dBuV/m dBuV/m dBuV dB/m dB dB cm deg 1 5320.00 107.94 ------ ------ 94.14 34.84 10.96 32.00 354 10 PEAK
Avg	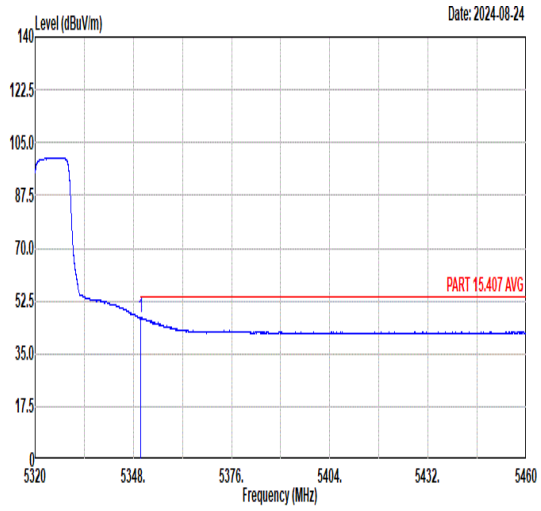 Freq Level Limit Line Margin (dB) Read Level Ant Factor Cable Loss Preamp Factor APos Remark TPos MHz dBuV/m dBuV/m dBuV dB/m dB dB cm deg 1 5350.17 47.13 54.00 -6.87 33.39 34.83 10.94 32.03 354 10 AVERAGE	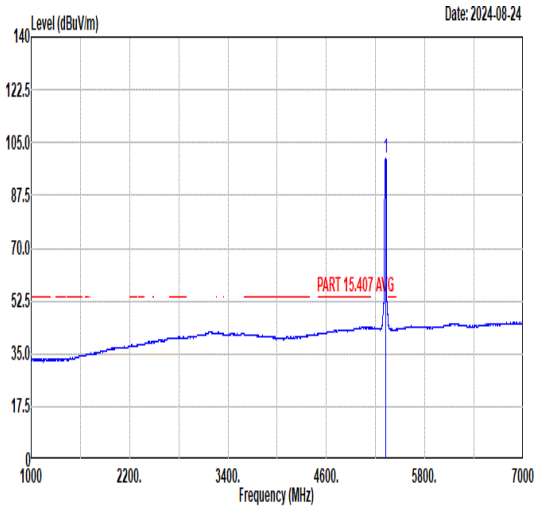 Freq Level Limit Line Margin (dB) Read Level Ant Factor Cable Loss Preamp Factor APos Remark TPos MHz dBuV/m dBuV/m dBuV dB/m dB dB cm deg 1 5320.00 99.74 ------ ------ 85.94 34.84 10.96 32.00 354 10 AVERAGE