Mode	66
	Band Edge
	U-NII-2C_5.47-5.725_802.11be EHT20_CH100_Small RU 52+26_38+1_5500MHz
ANT	CDD 9+15

Pol.	Horizontal	Fundamental
Peak	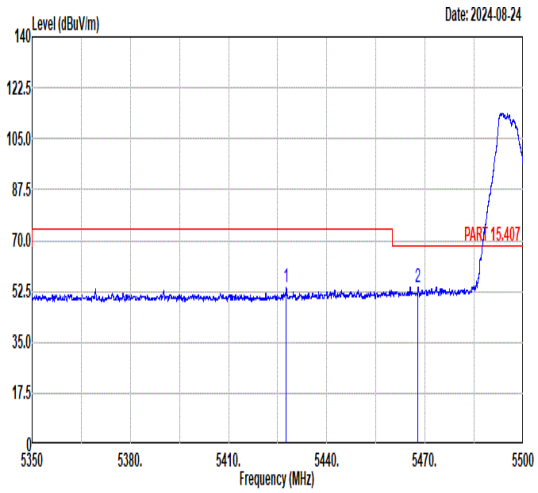 Freq Level Limit Line Margin (dB) Read Level Ant Factor Cable Loss Preamp Factor APos TPos Remark MHz dBuV/m dBuV/m dBuV dB/m dB dB cm deg 1 5427.63 53.82 74.00 -20.18 40.15 34.81 10.99 32.13 385 87 PEAK 2 5467.84 54.13 68.30 -14.17 40.35 34.81 11.15 32.18 385 87 PEAK	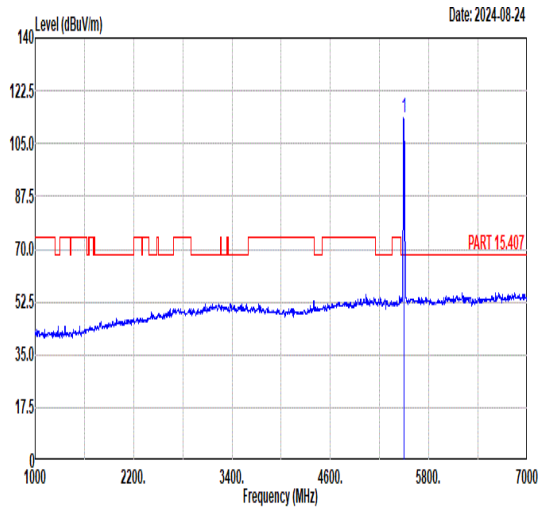 Freq Level Limit Line Margin (dB) Read Level Ant Factor Cable Loss Preamp Factor APos TPos Remark MHz dBuV/m dBuV/m dBuV dB/m dB dB cm deg 1 5500.00 113.60 ------ ------ 99.75 34.80 11.25 32.20 385 87 PEAK
Avg	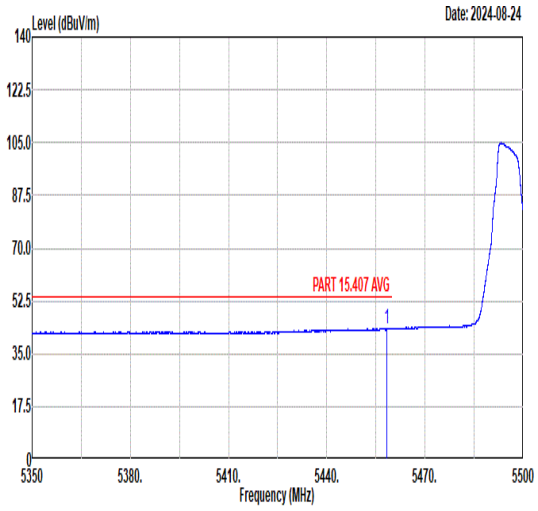 Freq Level Limit Line Margin (dB) Read Level Ant Factor Cable Loss Preamp Factor APos TPos Remark MHz dBuV/m dBuV/m dBuV dB/m dB dB cm deg 1 5458.39 43.33 54.00 -10.67 29.57 34.81 11.11 32.16 385 87 AVERAGE	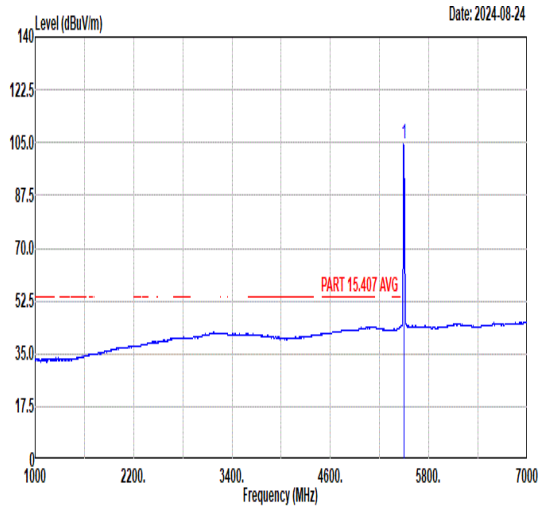 Freq Level Limit Line Margin (dB) Read Level Ant Factor Cable Loss Preamp Factor APos TPos Remark MHz dBuV/m dBuV/m dBuV dB/m dB dB cm deg 1 5500.00 104.73 ------ ------ 90.88 34.80 11.25 32.20 385 87 AVERAGE

Mode	66
	Band Edge
	U-NII-2C_5.47-5.725_802.11be EHT20_CH100_Small RU 52+26_38+1_5500MHz
ANT	CDD 9+15

Pol.	Vertical	Fundamental
Peak	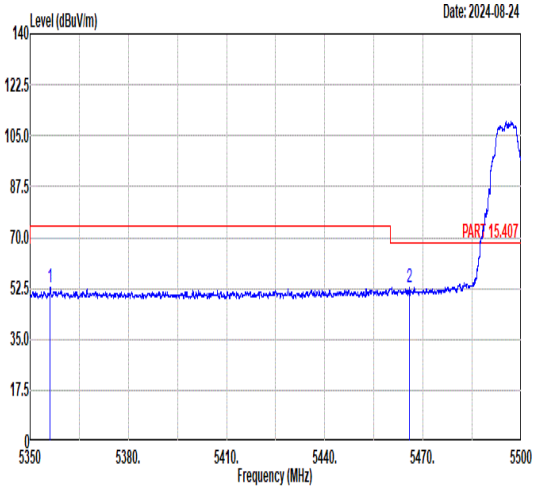 Freq Level Limit Line Margin (dB) Read Level Ant Factor Cable Loss Preamp Factor APos TPos Remark MHz dBuV/m dBuV/m dBuV dB/m dB dB cm deg 1 5356.09 52.80 74.00 -21.20 39.07 34.83 10.94 32.04 368 15 PEAK 2 5465.89 52.90 68.30 -15.40 39.12 34.81 11.14 32.17 368 15 PEAK	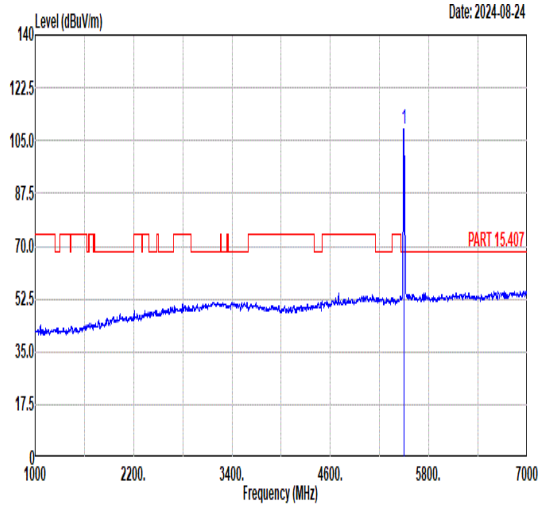 Freq Level Limit Line Margin (dB) Read Level Ant Factor Cable Loss Preamp Factor APos TPos Remark MHz dBuV/m dBuV/m dBuV dB/m dB dB cm deg 1 5500.00 108.99 ------ ------ 95.13 34.80 11.27 32.21 368 15 PEAK
Avg	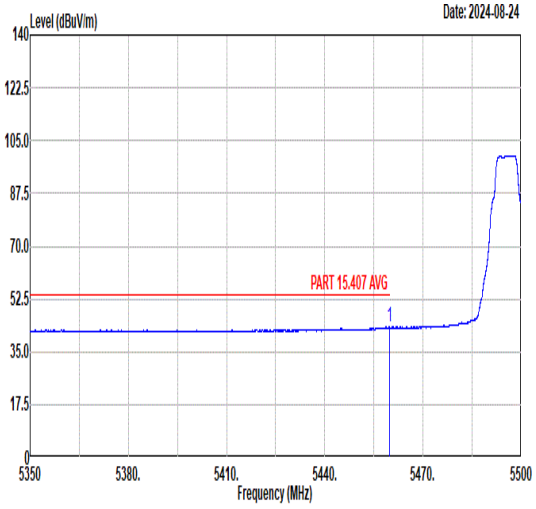 Freq Level Limit Line Margin (dB) Read Level Ant Factor Cable Loss Preamp Factor APos TPos Remark MHz dBuV/m dBuV/m dBuV dB/m dB dB cm deg 1 5459.73 43.18 54.00 -10.82 29.41 34.81 11.12 32.16 368 15 AVERAGE	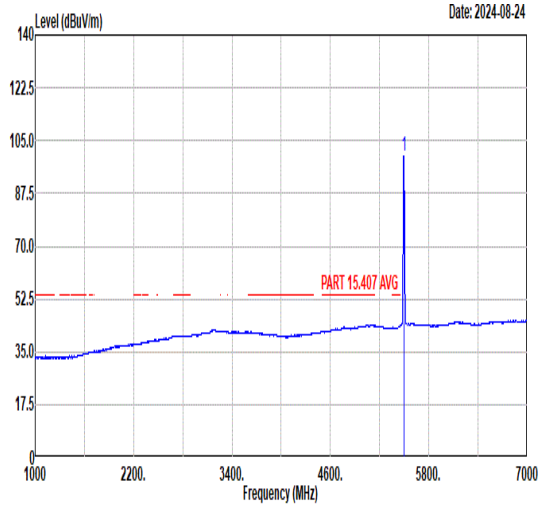 Freq Level Limit Line Margin (dB) Read Level Ant Factor Cable Loss Preamp Factor APos TPos Remark MHz dBuV/m dBuV/m dBuV dB/m dB dB cm deg 1 5500.00 99.99 ------ ------ 86.14 34.80 11.25 32.20 368 15 AVERAGE

Mode	67	
	Band Edge	
	U-NII-2C_5.47-5.725_802.11be EHT20_CH100_Small RU 106+26_ 53+4 _5500MHz	
ANT	CDD 9+15	
Pol.	Horizontal	Fundamental
Peak	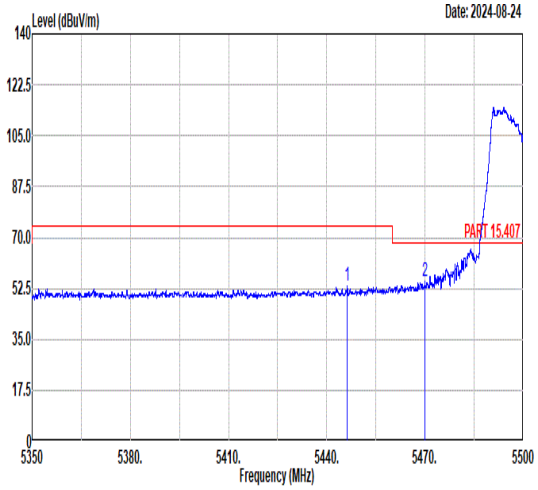 Freq Level Limit Line Margin (dB) Read Level Ant Factor Cable Loss Preamp Factor APos TPos Remark MHz dBuV/m dBuV/m dBuV dB/m dB dB cm deg 1 5446.23 53.40 74.00 -20.60 39.68 34.81 11.06 32.15 384 89 PEAK 2 5469.93 54.93 68.30 -13.37 41.14 34.81 11.16 32.18 384 89 PEAK	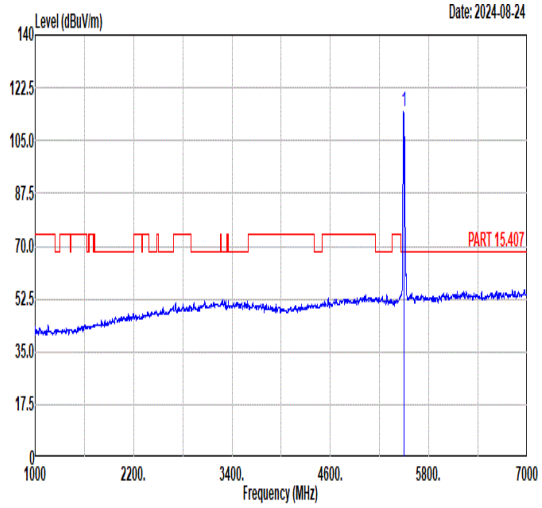 Freq Level Limit Line Margin (dB) Read Level Ant Factor Cable Loss Preamp Factor APos TPos Remark MHz dBuV/m dBuV/m dBuV dB/m dB dB cm deg 1 5500.00 114.56 ------ ------ 100.71 34.80 11.25 32.20 384 89 PEAK
Avg	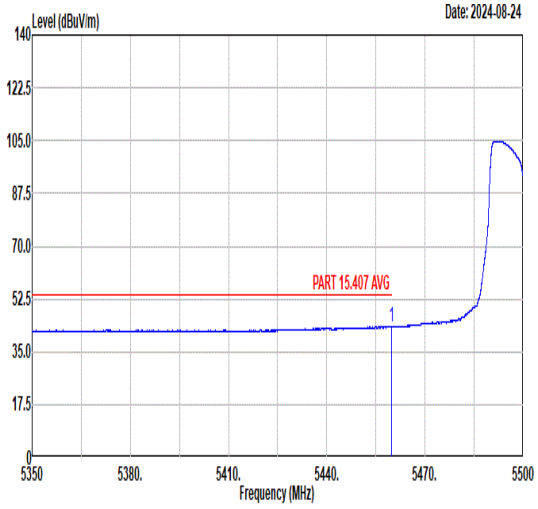 Freq Level Limit Line Margin (dB) Read Level Ant Factor Cable Loss Preamp Factor APos TPos Remark MHz dBuV/m dBuV/m dBuV dB/m dB dB cm deg 1 5459.89 43.38 54.00 -10.62 29.62 34.81 11.12 32.17 384 89 AVERAGE	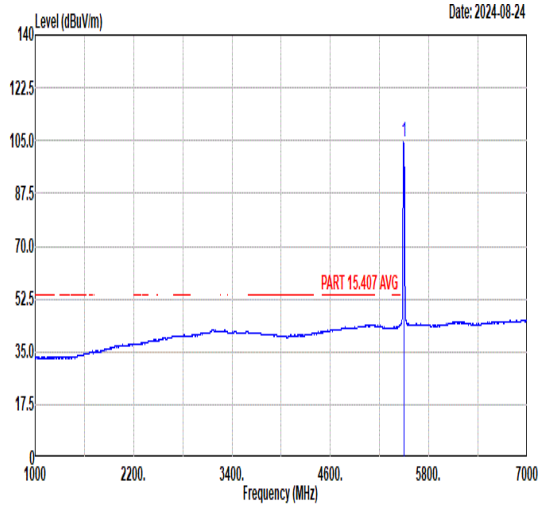 Freq Level Limit Line Margin (dB) Read Level Ant Factor Cable Loss Preamp Factor APos TPos Remark MHz dBuV/m dBuV/m dBuV dB/m dB dB cm deg 1 5500.00 104.79 ------ ------ 90.94 34.80 11.25 32.20 384 89 AVERAGE

Mode	67	
	Band Edge	
	U-NII-2C_5.47-5.725_802.11be EHT20_CH100_Small RU 106+26_ 53+4_5500MHz	
ANT	CDD 9+15	
Pol.	Vertical	Fundamental
Peak	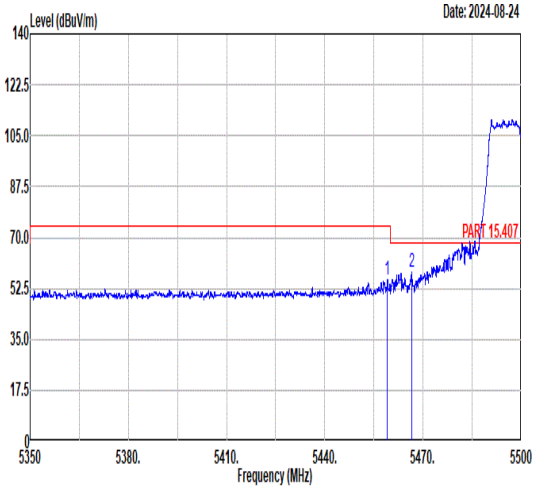 Freq Level Limit Line Margin (dB) Read Level Ant Factor Cable Loss Preamp Factor APos TPos Remark MHz dBuV/m dBuV/m dBuV dB/m dB dB cm deg 1 5459.13 55.63 74.00 -18.37 41.86 34.81 11.12 32.16 368 15 PEAK 2 5466.48 58.24 68.30 -10.06 44.45 34.81 11.15 32.17 368 15 PEAK	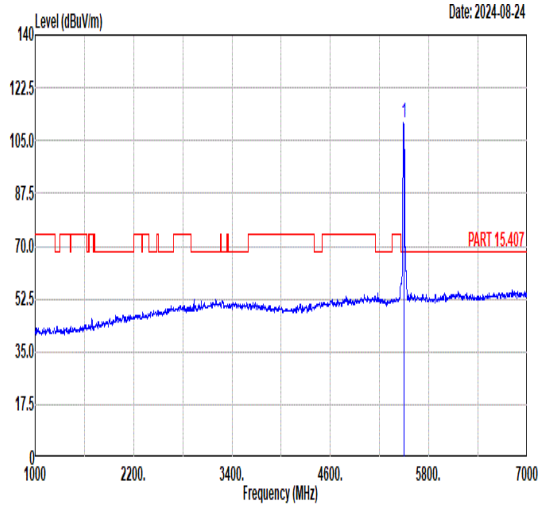 Freq Level Limit Line Margin (dB) Read Level Ant Factor Cable Loss Preamp Factor APos TPos Remark MHz dBuV/m dBuV/m dBuV dB/m dB dB cm deg 1 5500.00 110.69 ------ ------ 96.84 34.80 11.25 32.20 368 15 PEAK
Avg	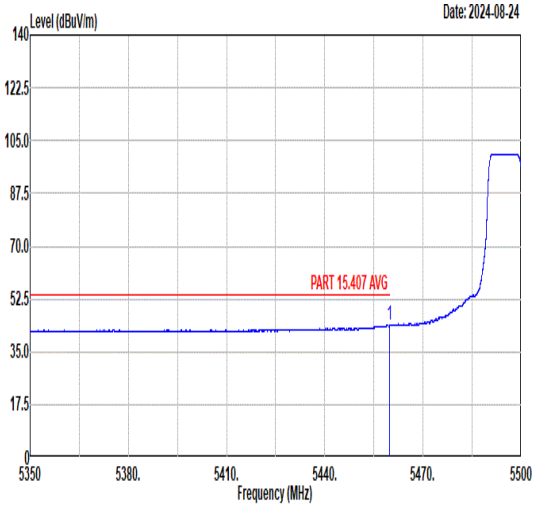 Freq Level Limit Line Margin (dB) Read Level Ant Factor Cable Loss Preamp Factor APos TPos Remark MHz dBuV/m dBuV/m dBuV dB/m dB dB cm deg 1 5459.89 44.00 54.00 -10.00 30.24 34.81 11.12 32.17 368 15 AVERAGE	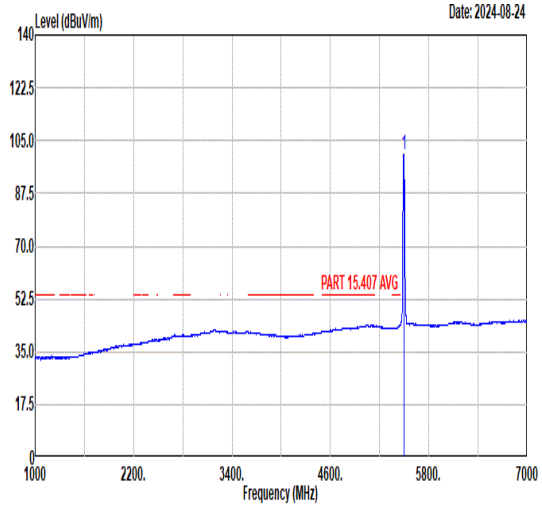 Freq Level Limit Line Margin (dB) Read Level Ant Factor Cable Loss Preamp Factor APos TPos Remark MHz dBuV/m dBuV/m dBuV dB/m dB dB cm deg 1 5500.00 100.36 ------ ------ 86.51 34.80 11.25 32.20 368 15 AVERAGE

Mode	68	
	Band Edge	
	U-NII-2C_5.47-5.725_802.11be EHT20_CH140_Small RU 52+26_39+7_5700MHz	
ANT	CDD 9+15	
Pol.	Horizontal	Fundamental
Peak	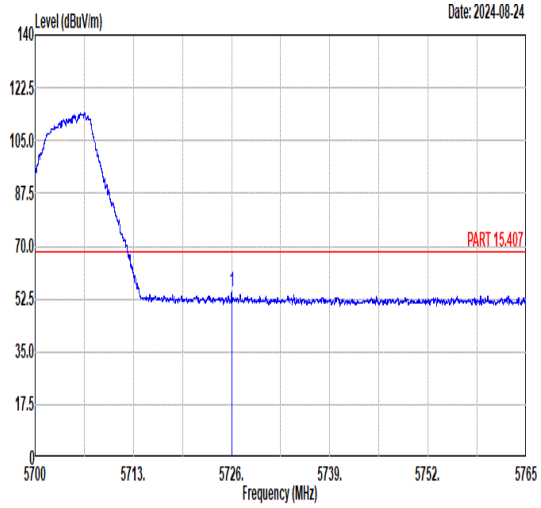 Freq Level Limit Line Margin (dB) Read Level Ant Factor Cable Loss Preamp Factor APos TPos Remark 1 5726.03 54.88 68.30 -13.42 40.50 35.12 11.65 32.39 343 90 PEAK	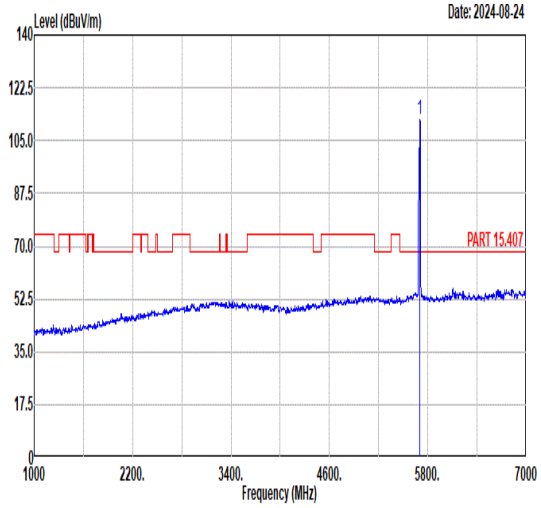 Freq Level Limit Line Margin (dB) Read Level Ant Factor Cable Loss Preamp Factor APos TPos Remark 1 5700.00 112.16 ------ ------ 97.79 35.08 11.66 32.37 343 90 PEAK
Avg	Blank	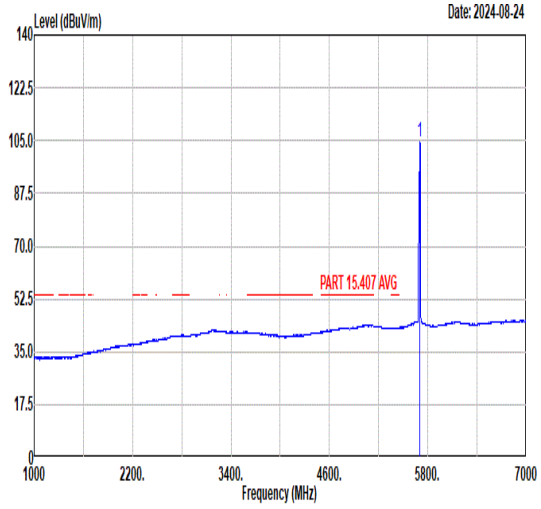 Freq Level Limit Line Margin (dB) Read Level Ant Factor Cable Loss Preamp Factor APos TPos Remark 1 5700.00 104.36 ------ ------ 89.99 35.08 11.66 32.37 343 90 AVERAGE

Mode	68	
	Band Edge	
	U-NII-2C_5.47-5.725_802.11be EHT20_CH140_Small RU 52+26_39+7_5700MHz	
ANT	CDD 9+15	
Pol.	Vertical	Fundamental
Peak	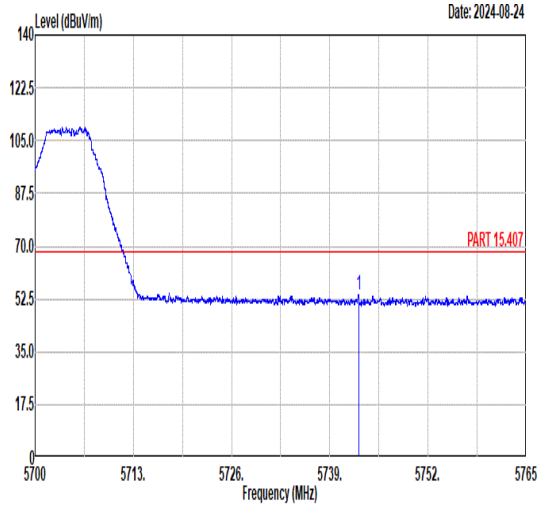 Freq Level Limit Line Margin (dB) Read Level Ant Factor Cable Loss Preamp Factor APos TPos Remark MHz dBuV/m dBuV/m dBuV dB/m dB dB cm deg 1 5742.81 54.05 68.30 -14.25 39.66 35.14 11.65 32.40 355 7 PEAK	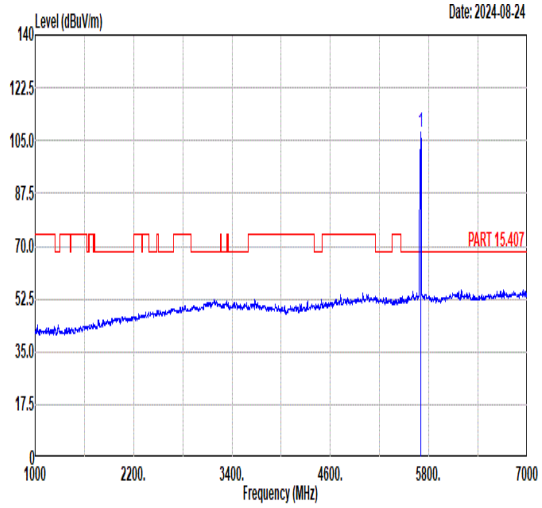 Freq Level Limit Line Margin (dB) Read Level Ant Factor Cable Loss Preamp Factor APos TPos Remark MHz dBuV/m dBuV/m dBuV dB/m dB dB cm deg 1 5700.00 107.61 ------ ------ 93.24 35.08 11.66 32.37 355 7 PEAK
Avg	Blank	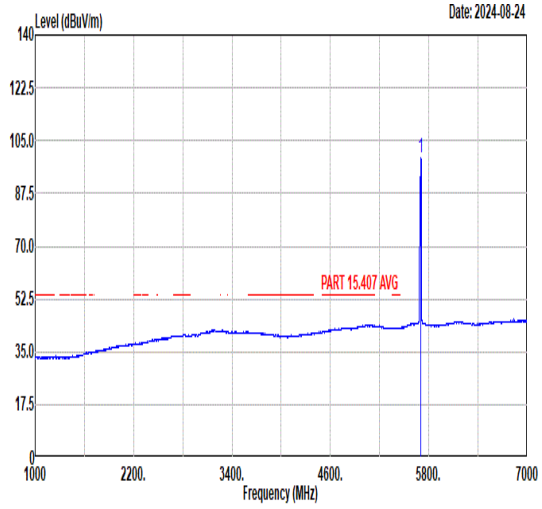 Freq Level Limit Line Margin (dB) Read Level Ant Factor Cable Loss Preamp Factor APos TPos Remark MHz dBuV/m dBuV/m dBuV dB/m dB dB cm deg 1 5700.00 99.53 ------ ------ 85.16 35.08 11.66 32.37 355 7 AVERAGE

Mode	69	
	Band Edge	
	U-NII-2C_5.47-5.725_802.11be EHT20_CH140_Small RU 106+26_ 54+4_5700MHz	
ANT	CDD 9+15	
Pol.	Horizontal	Fundamental
Peak	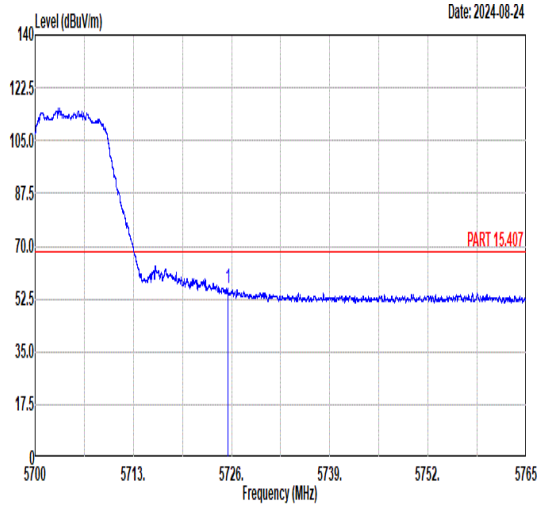 Freq Level Limit Line Margin (dB) Read Level Ant Factor Cable Loss Preamp Factor APos TPos Remark MHz dBuV/m dBuV/m dBuV dB/m dB dB cm deg 1 5725.52 56.13 68.30 -12.17 41.75 35.12 11.65 32.39 291 319 PEAK	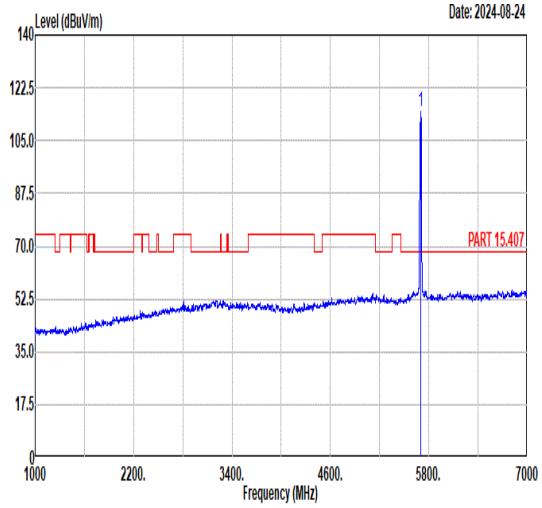 Freq Level Limit Line Margin (dB) Read Level Ant Factor Cable Loss Preamp Factor APos TPos Remark MHz dBuV/m dBuV/m dBuV dB/m dB dB cm deg 1 5700.00 114.63 ------ ------ 100.26 35.08 11.66 32.37 291 319 PEAK
Avg	Blank	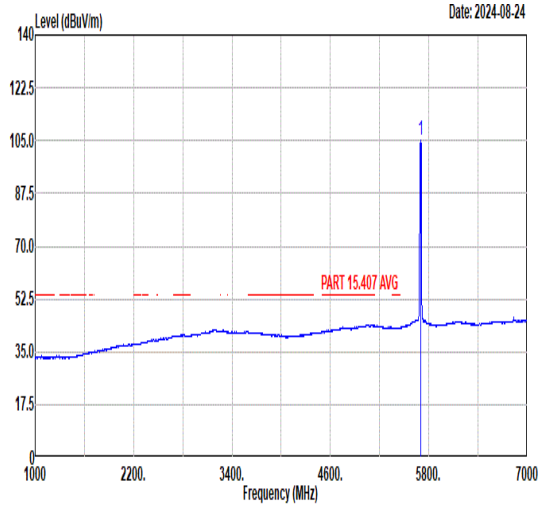 Freq Level Limit Line Margin (dB) Read Level Ant Factor Cable Loss Preamp Factor APos TPos Remark MHz dBuV/m dBuV/m dBuV dB/m dB dB cm deg 1 5700.00 105.12 ------ ------ 90.75 35.08 11.66 32.37 291 319 AVERAGE

Mode	69	
	Band Edge	
	U-NII-2C_5.47-5.725_802.11be EHT20_CH140_Small RU 106+26_ 54+4_5700MHz	
ANT	CDD 9+15	
Pol.	Vertical	Fundamental
Peak	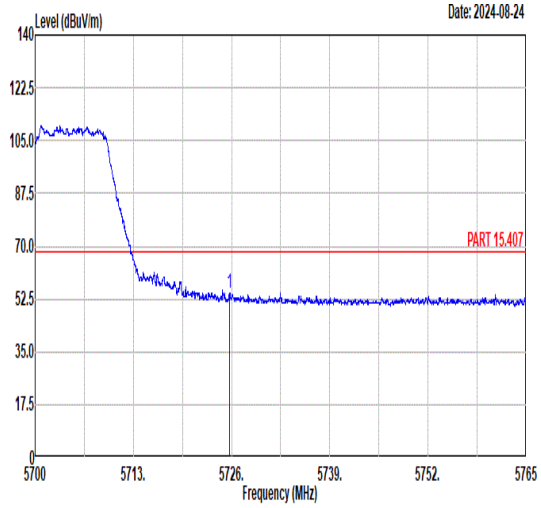 Freq Level Limit Line Margin (dB) Read Level Ant Factor Cable Loss Preamp Factor APos TPos Remark MHz dBuV/m dBuV/m dBuV dB/m dB dB cm deg 1 5725.77 54.49 68.30 -13.81 40.11 35.12 11.65 32.39 355 19 PEAK	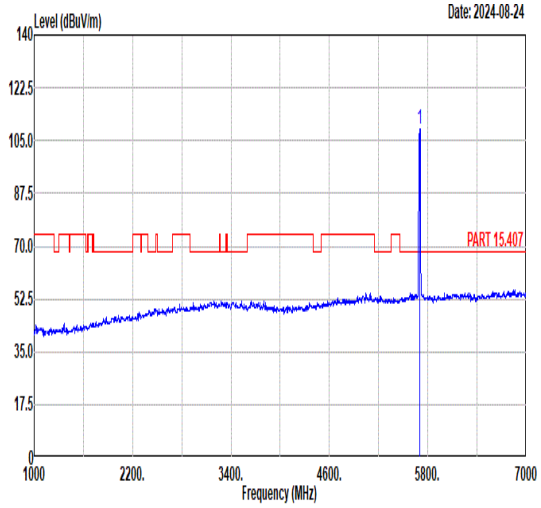 Freq Level Limit Line Margin (dB) Read Level Ant Factor Cable Loss Preamp Factor APos TPos Remark MHz dBuV/m dBuV/m dBuV dB/m dB dB cm deg 1 5700.00 109.07 ------ ------ 94.70 35.08 11.66 32.37 355 19 PEAK
Avg	Blank	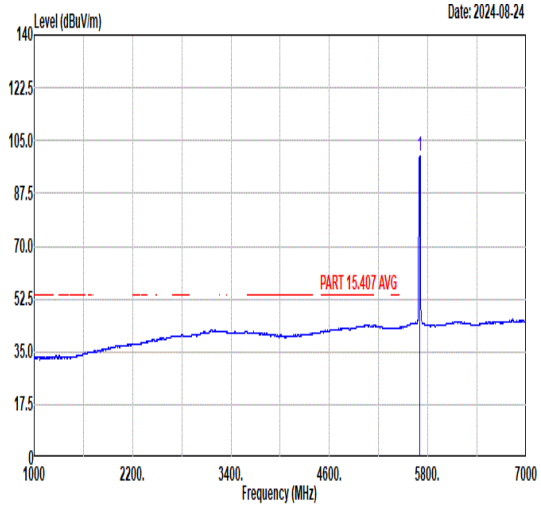 Freq Level Limit Line Margin (dB) Read Level Ant Factor Cable Loss Preamp Factor APos TPos Remark MHz dBuV/m dBuV/m dBuV dB/m dB dB cm deg 1 5700.00 99.68 ------ ------ 85.30 35.09 11.66 32.37 355 19 AVERAGE

Mode	70	
	Band Edge	
	U-NII-3_5.725-5.85_802.11be EHT20_CH149_Small RU 52+26_38+1 _5745MHz	
ANT	CDD 9+15	
Pol.	Horizontal	Fundamental
Peak	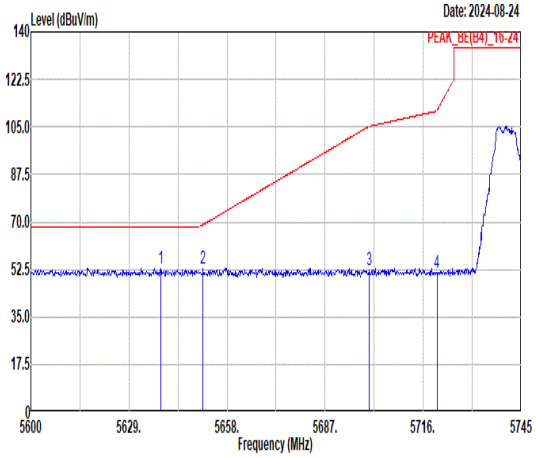 Freq Level Limit Line Margin (dB) Read Level Ant Factor Cable Loss Preamp Factor APos TPos Remark MHz dBuV/m dBuV/m dBuV dB/m dB dB cm deg 1 5638.43 52.85 68.30 -15.45 38.49 34.99 11.69 32.32 388 67 PEAK 2 5650.90 52.73 68.96 -16.23 38.36 35.01 11.69 32.33 388 67 PEAK 3 5700.05 52.36 105.21 -52.85 37.99 35.08 11.66 32.37 388 67 PEAK 4 5720.06 51.44 110.94 -59.50 37.05 35.11 11.66 32.38 388 67 PEAK	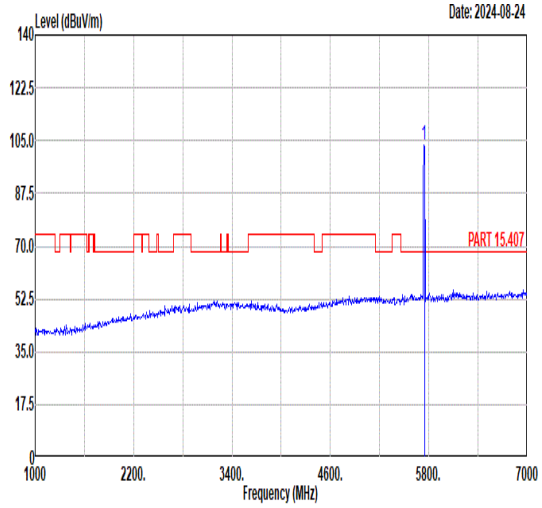 Freq Level Limit Line Margin (dB) Read Level Ant Factor Cable Loss Preamp Factor APos TPos Remark MHz dBuV/m dBuV/m dBuV dB/m dB dB cm deg 1 5745.00 103.60 ------ ------ 89.21 35.14 11.65 32.40 388 67 PEAK
Avg	Blank	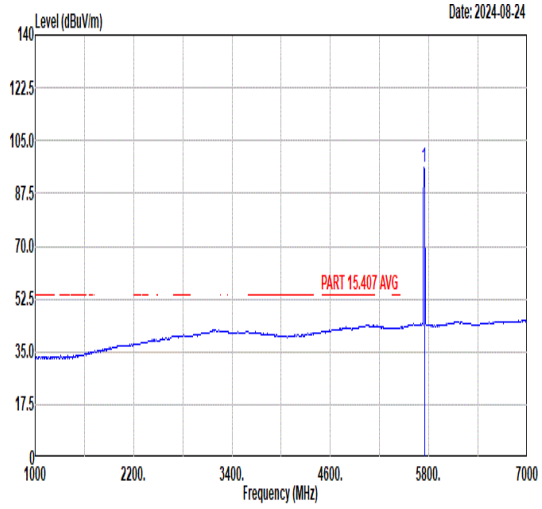 Freq Level Limit Line Margin (dB) Read Level Ant Factor Cable Loss Preamp Factor APos TPos Remark MHz dBuV/m dBuV/m dBuV dB/m dB dB cm deg 1 5745.00 96.16 ------ ------ 81.77 35.14 11.65 32.40 388 67 AVERAGE

Mode	70	
	Band Edge	
	U-NII-3_5.725-5.85_802.11be EHT20_CH149_Small RU 52+26_38+1_5745MHz	
ANT	CDD 9+15	
Pol.	Vertical	Fundamental
Peak	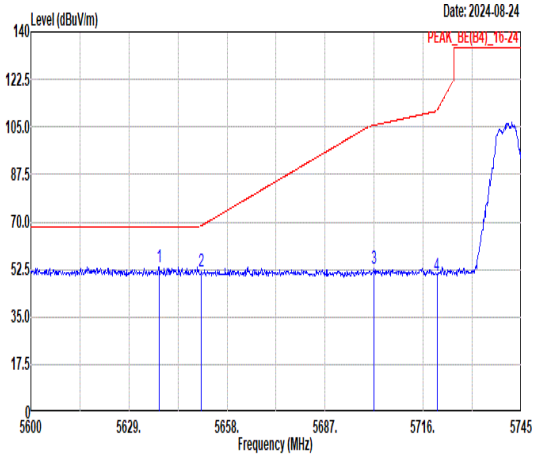 Freq Level Limit Line Margin (dB) Read Level Ant Factor Cable Loss Preamp Factor APos TPos Remark MHz dBuV/m dBuV/m dBuV dB/m dB dB cm deg 1 5637.85 53.51 68.30 -14.79 39.15 34.99 11.69 32.32 365 348 PEAK 2 5650.46 51.98 68.64 -16.66 37.61 35.01 11.69 32.33 365 348 PEAK 3 5701.50 52.89 105.62 -52.73 38.52 35.08 11.66 32.37 365 348 PEAK 4 5720.06 50.35 110.94 -60.59 35.96 35.11 11.66 32.38 365 348 PEAK	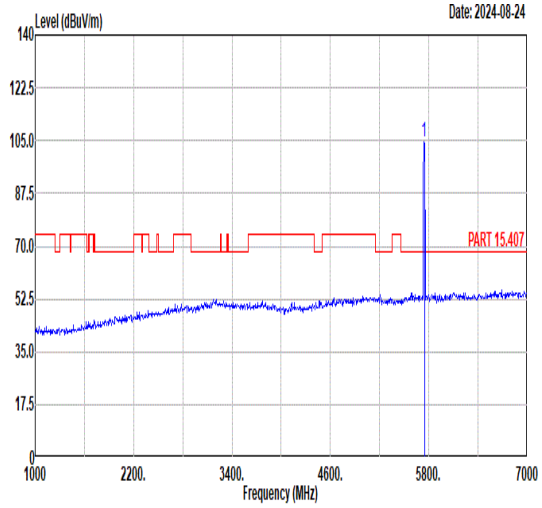 Freq Level Limit Line Margin (dB) Read Level Ant Factor Cable Loss Preamp Factor APos TPos Remark MHz dBuV/m dBuV/m dBuV dB/m dB dB cm deg 1 5745.00 104.85 ------ ------ 90.46 35.14 11.65 32.40 365 348 PEAK
Avg	Blank	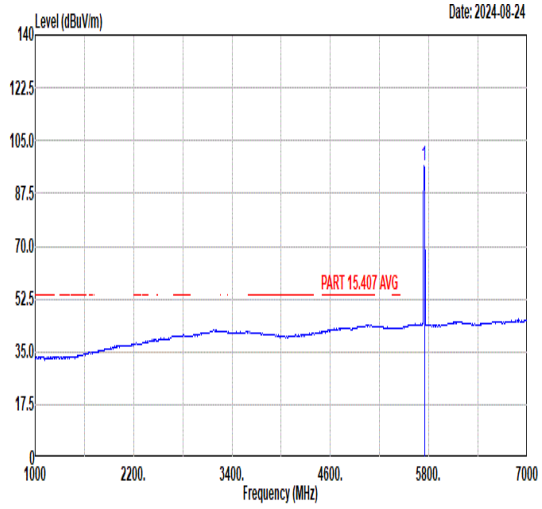 Freq Level Limit Line Margin (dB) Read Level Ant Factor Cable Loss Preamp Factor APos TPos Remark MHz dBuV/m dBuV/m dBuV dB/m dB dB cm deg 1 5745.00 96.62 ------ ------ 82.23 35.14 11.65 32.40 365 348 AVERAGE

Mode	71	
	Band Edge	
	U-NII-3_5.725-5.85_802.11be EHT20_CH149_Small RU 106+26_ 53+4 _5745MHz	
ANT	CDD 9+15	
Pol.	Horizontal	Fundamental
Peak	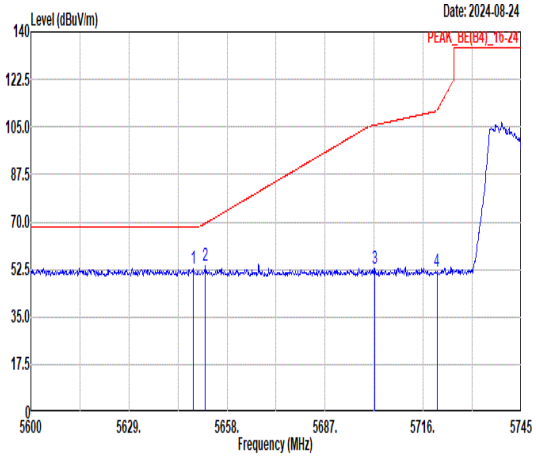 Freq Level Limit Line Margin (dB) Read Level Ant Factor Cable Loss Preamp Factor APos TPos Remark 1 5648.00 52.91 68.30 -15.39 38.54 35.01 11.69 32.33 387 67 PEAK 2 5651.62 53.93 69.50 -15.57 39.56 35.01 11.69 32.33 387 67 PEAK 3 5701.65 52.78 105.66 -52.88 38.41 35.08 11.66 32.37 387 67 PEAK 4 5720.06 51.60 110.94 -59.34 37.21 35.11 11.66 32.38 387 67 PEAK	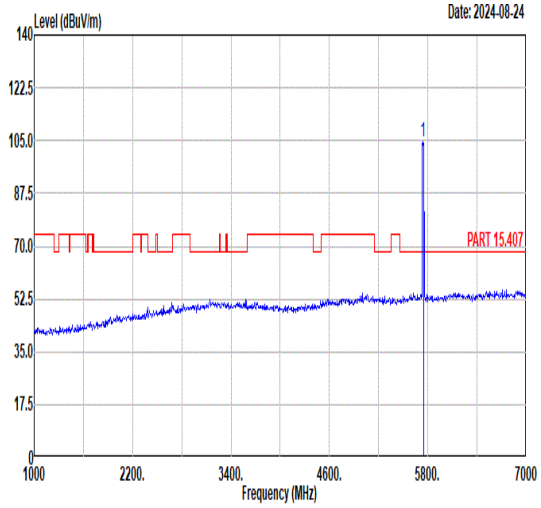 Freq Level Limit Line Margin (dB) Read Level Ant Factor Cable Loss Preamp Factor APos TPos Remark 1 5745.00 104.37 ------ ------ 89.98 35.14 11.65 32.40 387 67 PEAK
Avg	Blank	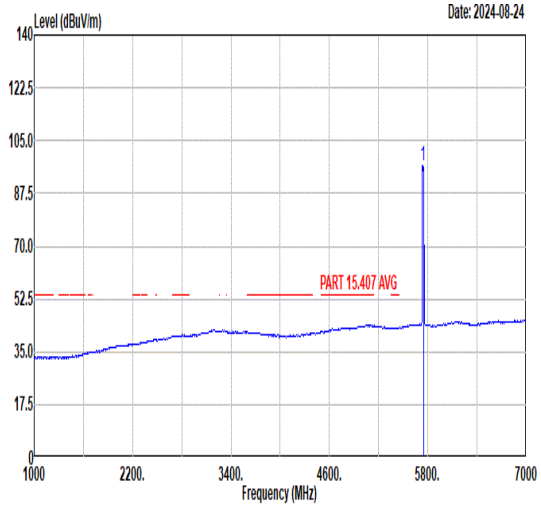 Freq Level Limit Line Margin (dB) Read Level Ant Factor Cable Loss Preamp Factor APos TPos Remark 1 5745.00 96.54 ------ ------ 82.15 35.13 11.65 32.39 387 67 AVERAGE

Mode	71	
	Band Edge	
	U-NII-3_5.725-5.85_802.11be EHT20_CH149_Small RU 106+26_ 53+4_5745MHz	
ANT	CDD 9+15	
Pol.	Vertical	Fundamental
Peak	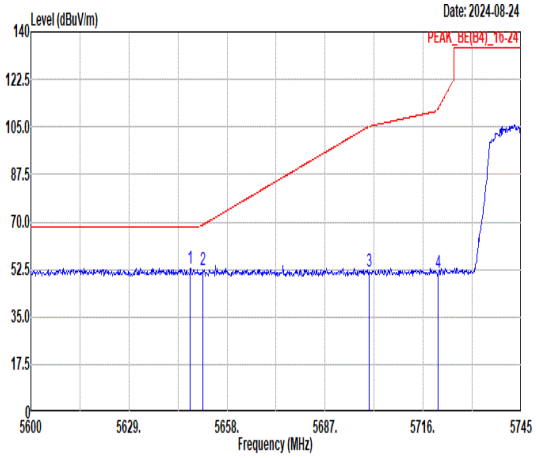 Freq Level Limit Line Margin (dB) Read Level Ant Factor Cable Loss Preamp Factor APos TPos Remark 1 5647.13 53.02 68.30 -15.28 38.64 35.01 11.69 32.32 366 352 PEAK 2 5650.90 52.19 68.96 -16.77 37.82 35.01 11.69 32.33 366 352 PEAK 3 5700.05 51.67 105.21 -53.54 37.30 35.08 11.66 32.37 366 352 PEAK 4 5720.35 51.43 111.60 -60.17 37.04 35.11 11.66 32.38 366 352 PEAK	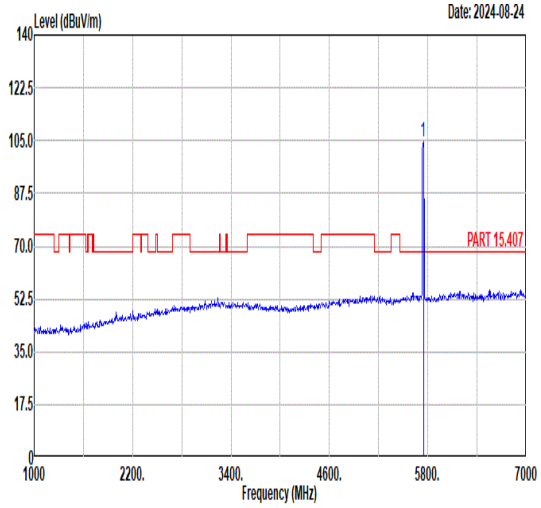 Freq Level Limit Line Margin (dB) Read Level Ant Factor Cable Loss Preamp Factor APos TPos Remark 1 5745.00 104.34 ------ ------ 89.96 35.14 11.64 32.40 366 352 PEAK
Avg	Blank	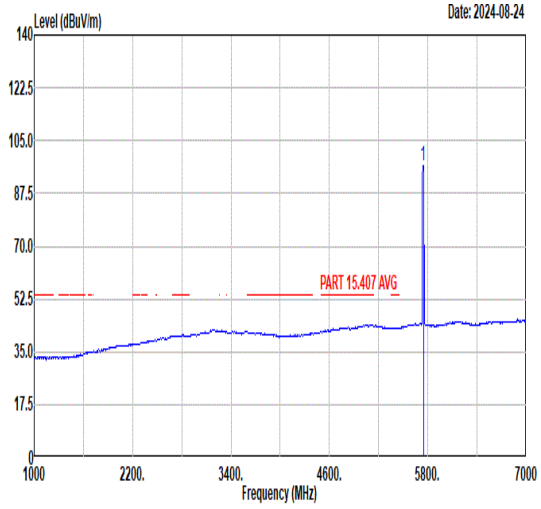 Freq Level Limit Line Margin (dB) Read Level Ant Factor Cable Loss Preamp Factor APos TPos Remark 1 5745.00 96.90 ------ ------ 82.52 35.14 11.64 32.40 366 352 AVERAGE

Mode	72	
	Band Edge	
	U-NII-3_5.725-5.85_802.11be EHT20_CH165_Small RU 52+26_39+7_5825MHz	
ANT	CDD 9+15	
Pol.	Horizontal	Fundamental
Peak	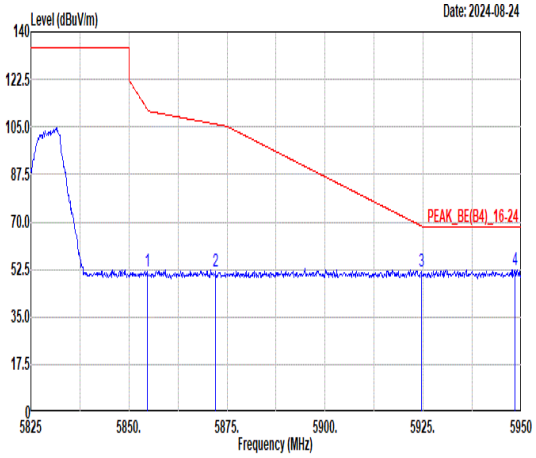 Freq Level Limit Line Margin (dB) Read Level Ant Factor Cable Loss Preamp Factor APos TPos Remark 1 5854.63 51.54 111.65 -60.11 37.21 35.30 11.52 32.49 368 63 PEAK 2 5872.13 52.01 106.00 -53.99 37.70 35.32 11.49 32.50 368 63 PEAK 3 5924.50 51.87 68.57 -16.70 37.62 35.39 11.40 32.54 368 63 PEAK 4 5948.38 52.51 68.30 -15.79 38.28 35.43 11.36 32.56 368 63 PEAK	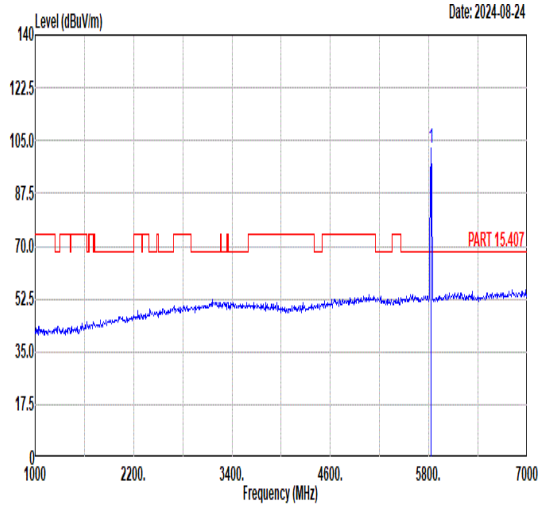 Freq Level Limit Line Margin (dB) Read Level Ant Factor Cable Loss Preamp Factor APos TPos Remark 1 5825.00 102.42 ------ ------ 88.07 35.26 11.56 32.47 368 63 PEAK
Avg	Blank	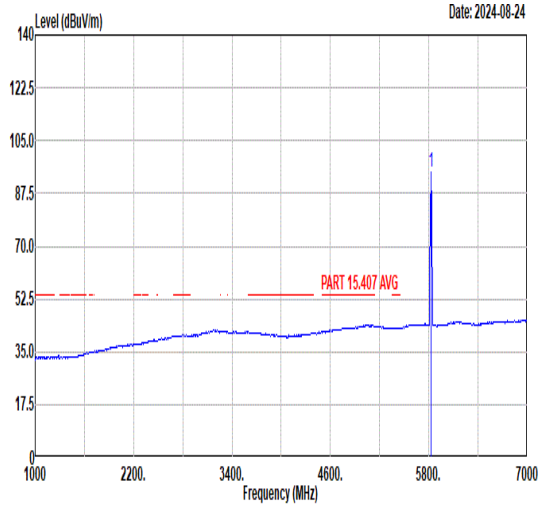 Freq Level Limit Line Margin (dB) Read Level Ant Factor Cable Loss Preamp Factor APos TPos Remark 1 5825.00 94.70 ------ ------ 80.35 35.26 11.56 32.47 368 63 AVERAGE

Mode	72	
	Band Edge	
	U-NII-3_5.725-5.85_802.11be EHT20_CH165_Small RU 52+26_39+7_5825MHz	
ANT	CDD 9+15	
Pol.	Vertical	Fundamental
Peak	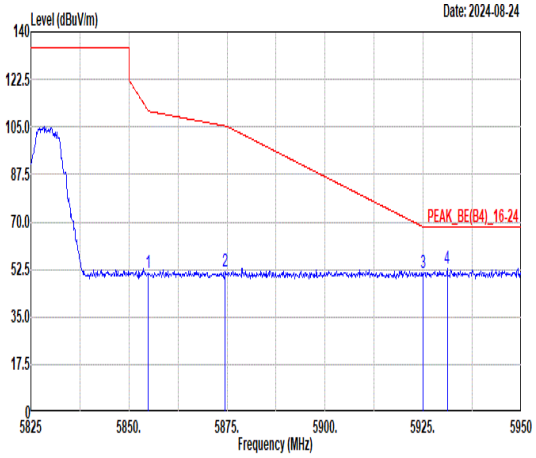 Freq Level Limit Line Margin (dB) Read Level Ant Factor Cable Loss Preamp Factor APos TPos Remark 1 5854.88 51.30 111.08 -59.78 36.97 35.30 11.52 32.49 355 360 PEAK 2 5874.50 51.51 105.34 -53.83 37.20 35.32 11.49 32.50 355 360 PEAK 3 5924.88 51.10 68.29 -17.19 36.85 35.39 11.40 32.54 355 360 PEAK 4 5931.13 53.08 68.30 -15.22 38.84 35.40 11.39 32.55 355 360 PEAK	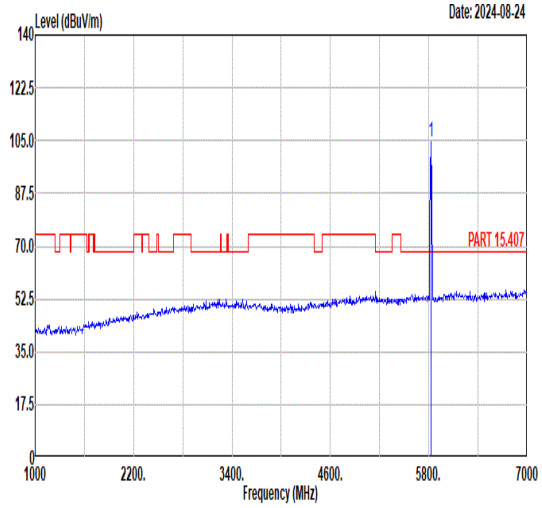 Freq Level Limit Line Margin (dB) Read Level Ant Factor Cable Loss Preamp Factor APos TPos Remark 1 5825.00 104.60 ------ ------ 90.25 35.26 11.56 32.47 355 360 PEAK
Avg	Blank	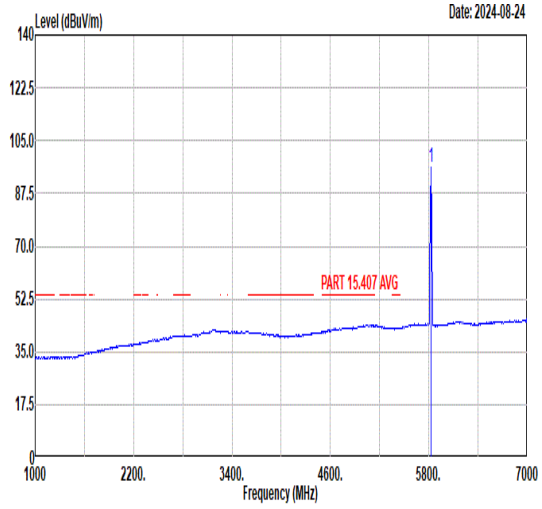 Freq Level Limit Line Margin (dB) Read Level Ant Factor Cable Loss Preamp Factor APos TPos Remark 1 5825.00 95.92 ------ ------ 81.57 35.26 11.56 32.47 355 360 AVERAGE

Mode	73	
	Band Edge	
	U-NII-3_5.725-5.85_802.11be EHT20_CH165_Small RU 106+26_ 54+4_5825MHz	
ANT	CDD 9+15	
Pol.	Horizontal	Fundamental
Peak	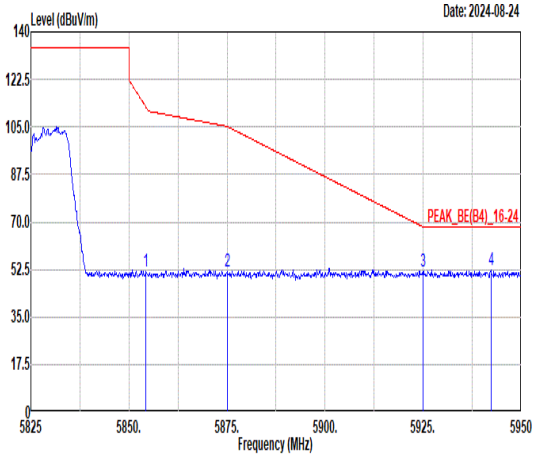 Freq Level Limit Line Margin (dB) Read Level Ant Factor Cable Loss Preamp Factor APos TPos Remark 1 5854.38 51.78 112.22 -60.44 37.45 35.30 11.52 32.49 384 74 PEAK 2 5875.00 51.59 105.20 -53.61 37.27 35.33 11.49 32.50 384 74 PEAK 3 5924.88 51.99 68.29 -16.30 37.74 35.39 11.40 32.54 384 74 PEAK 4 5942.25 52.10 68.30 -16.20 37.87 35.42 11.37 32.56 384 74 PEAK	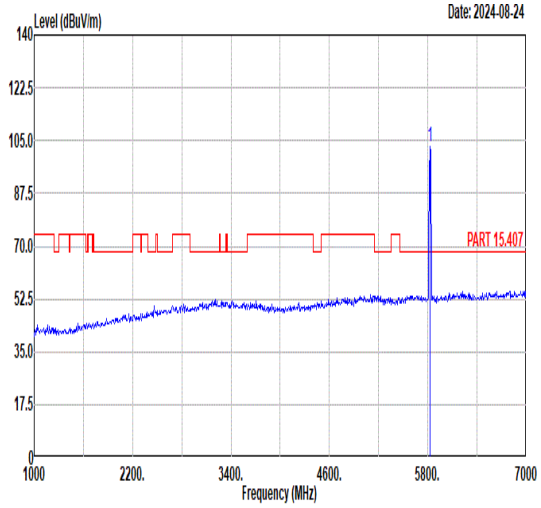 Freq Level Limit Line Margin (dB) Read Level Ant Factor Cable Loss Preamp Factor APos TPos Remark 1 5825.00 103.10 ------ ------ 88.75 35.26 11.56 32.47 384 74 PEAK
Avg	Blank	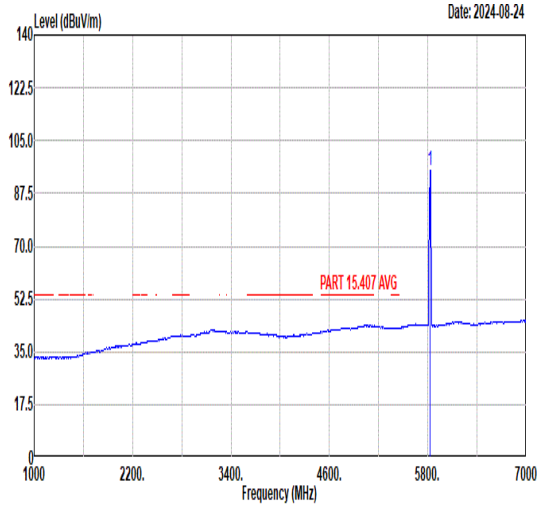 Freq Level Limit Line Margin (dB) Read Level Ant Factor Cable Loss Preamp Factor APos TPos Remark 1 5825.00 95.20 ------ ------ 80.85 35.26 11.56 32.47 384 74 AVERAGE

Mode	73	
	Band Edge	
	U-NII-3_5.725-5.85_802.11be EHT20_CH165_Small RU 106+26_ 54+4_5825MHz	
ANT	CDD 9+15	
Pol.	Vertical	Fundamental
Peak	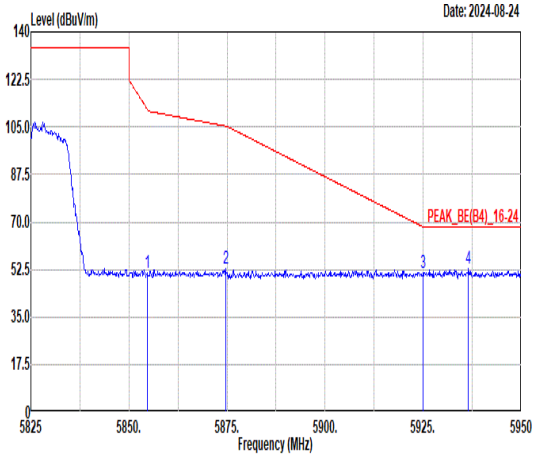 Freq Level Limit Line Margin (dB) Read Level Ant Factor Cable Loss Preamp Factor APos TPos Remark MHz dBuV/m dBuV/m dBuV dB/m dB dB cm deg 1 5854.75 51.02 111.37 -60.35 36.69 35.30 11.52 32.49 353 360 PEAK 2 5874.63 52.66 105.30 -52.64 38.35 35.32 11.49 32.50 353 360 PEAK 3 5925.00 51.37 68.20 -16.83 37.11 35.40 11.40 32.54 353 360 PEAK 4 5936.50 52.91 68.30 -15.39 38.67 35.41 11.38 32.55 353 360 PEAK	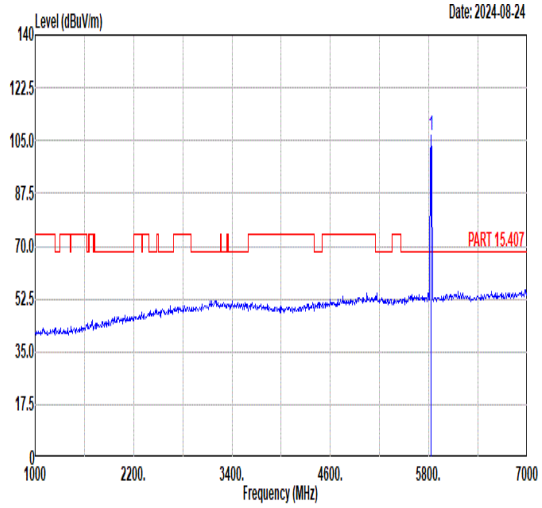 Freq Level Limit Line Margin (dB) Read Level Ant Factor Cable Loss Preamp Factor APos TPos Remark MHz dBuV/m dBuV/m dBuV dB/m dB dB cm deg 1 5825.00 106.73 ------ ------ 92.38 35.26 11.56 32.47 353 360 PEAK
Avg	Blank	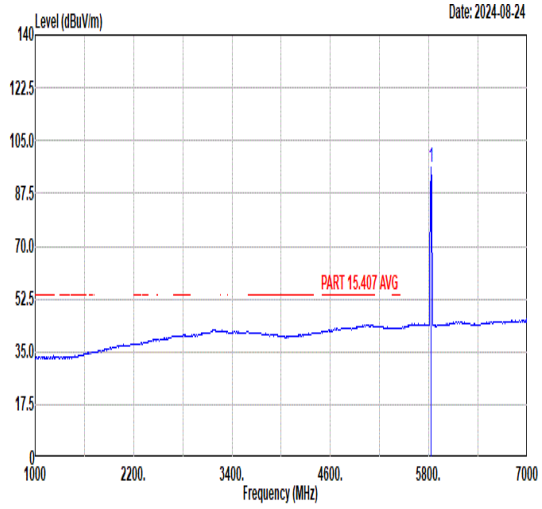 Freq Level Limit Line Margin (dB) Read Level Ant Factor Cable Loss Preamp Factor APos TPos Remark MHz dBuV/m dBuV/m dBuV dB/m dB dB cm deg 1 5825.00 96.38 ------ ------ 82.02 35.25 11.57 32.46 353 360 AVERAGE

Mode	74	
	Band Edge - L	
	U-NII-1_5.15-5.25_802.11be EHT80_CH42_Puncturing 20M ❹_5210MHz	
ANT	CDD 9+15	
Pol.	Horizontal	Fundamental
Peak	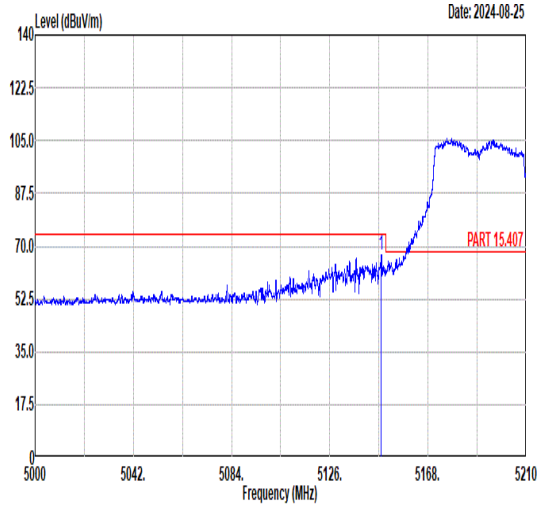 Freq Level Limit Line Margin (dB) Read Level Ant Factor Cable Loss Preamp Factor APos TPos Remark MHz dBuV/m dBuV/m dBuV dB/m dB dB cm deg 1 5147.97 67.07 74.00 -6.93 52.89 34.87 11.09 31.78 340 117 PEAK	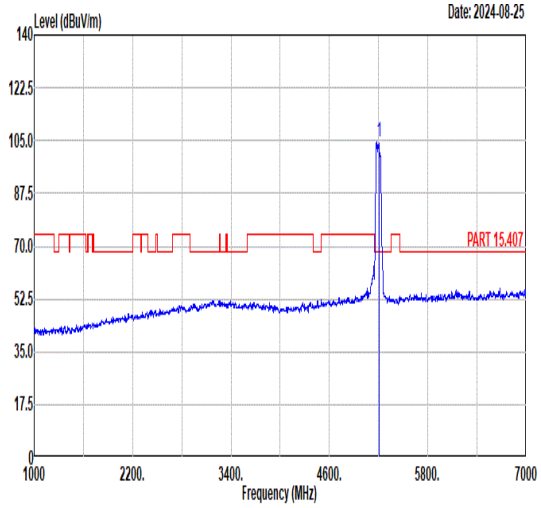 Freq Level Limit Line Margin (dB) Read Level Ant Factor Cable Loss Preamp Factor APos TPos Remark MHz dBuV/m dBuV/m dBuV dB/m dB dB cm deg 1 5210.00 104.50 ------ ------ 90.37 34.87 11.07 31.81 340 117 PEAK
Avg	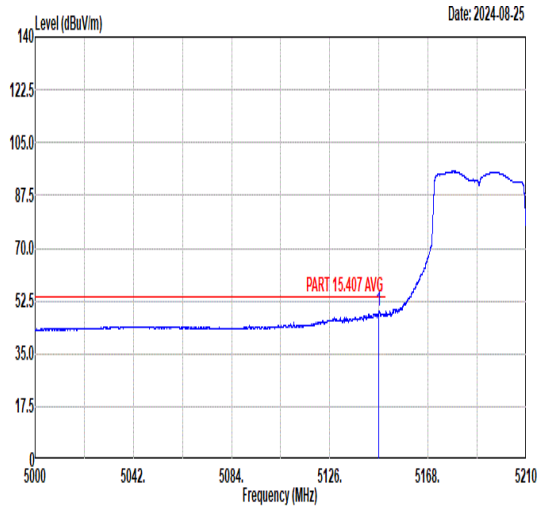 Freq Level Limit Line Margin (dB) Read Level Ant Factor Cable Loss Preamp Factor APos TPos Remark MHz dBuV/m dBuV/m dBuV dB/m dB dB cm deg 1 5146.90 49.28 54.00 -4.72 35.10 34.87 11.09 31.78 340 117 AVERAGE	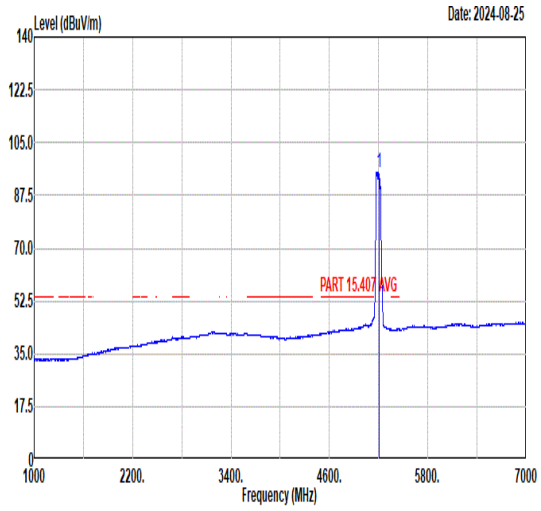 Freq Level Limit Line Margin (dB) Read Level Ant Factor Cable Loss Preamp Factor APos TPos Remark MHz dBuV/m dBuV/m dBuV dB/m dB dB cm deg 1 5210.00 95.15 ------ ------ 81.02 34.87 11.07 31.81 340 117 AVERAGE

Mode	74	
	Band Edge - R	
	U-NII-1_5.15-5.25_802.11be EHT80_CH42_Puncturing 20M ❹_5210MHz	
ANT	CDD 9+15	
Pol.	Horizontal	Fundamental
Peak	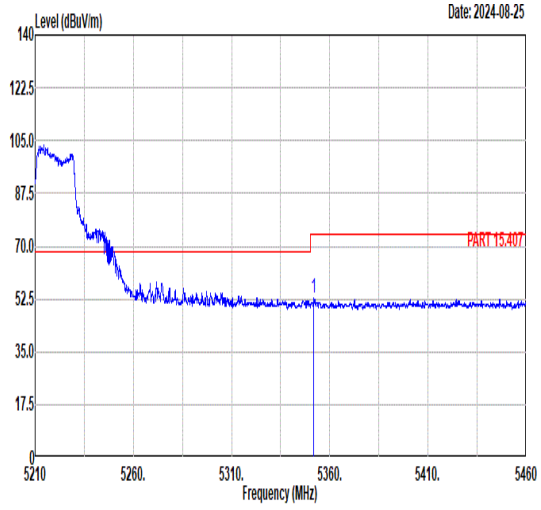 Freq Level Limit Line Margin (dB) Read Level Ant Factor Cable Loss Preamp Factor APos TPos Remark MHz dBuV/m dBuV/m dBuV dB/m dB dB cm deg 1 5351.88 52.79 74.00 -21.21 39.05 34.83 10.94 32.03 340 117 PEAK	Blank
Avg	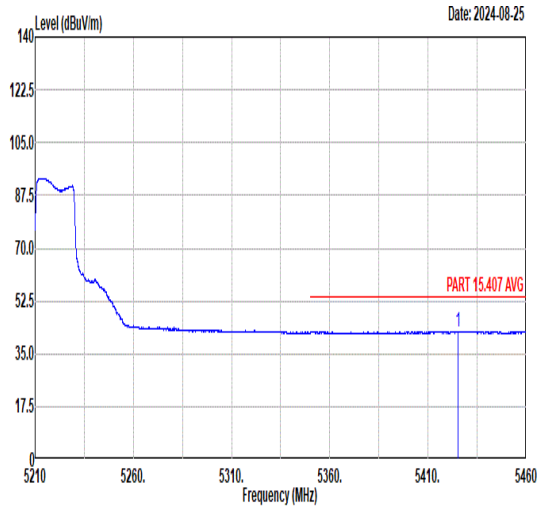 Freq Level Limit Line Margin (dB) Read Level Ant Factor Cable Loss Preamp Factor APos TPos Remark MHz dBuV/m dBuV/m dBuV dB/m dB dB cm deg 1 5425.38 42.36 54.00 -11.64 28.69 34.81 10.98 32.12 340 117 AVERAGE	Blank

Mode	74	
	Band Edge - L	
	U-NII-1_5.15-5.25_802.11be EHT80_CH42_Puncturing 20M ❹_5210MHz	
ANT	CDD 9+15	
Pol.	Vertical	Fundamental
Peak	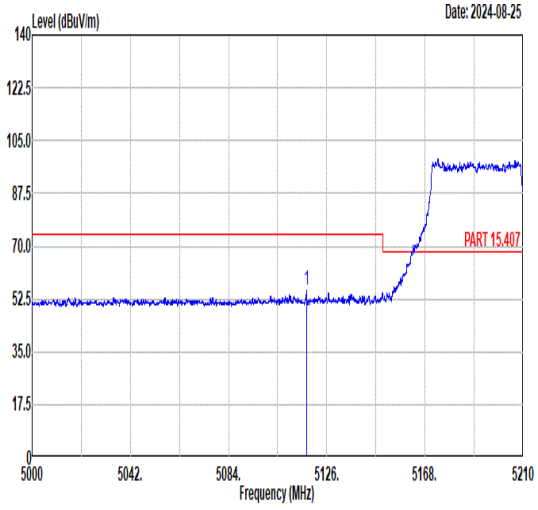 Freq Level Limit Line Margin (dB) Read Level Ant Factor Cable Loss Preamp Factor APos TPos Remark MHz dBuV/m dBuV/m dBuV dB/m dB dB cm deg 1 5117.31 55.49 74.00 -18.51 41.25 34.88 11.10 31.74 226 0 PEAK	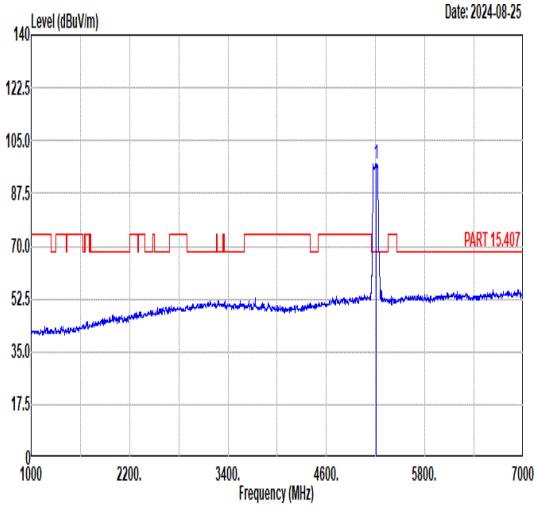 Freq Level Limit Line Margin (dB) Read Level Ant Factor Cable Loss Preamp Factor APos TPos Remark MHz dBuV/m dBuV/m dBuV dB/m dB dB cm deg 1 5210.00 97.44 ------ ------ 83.38 34.86 11.05 31.85 226 0 PEAK
Avg	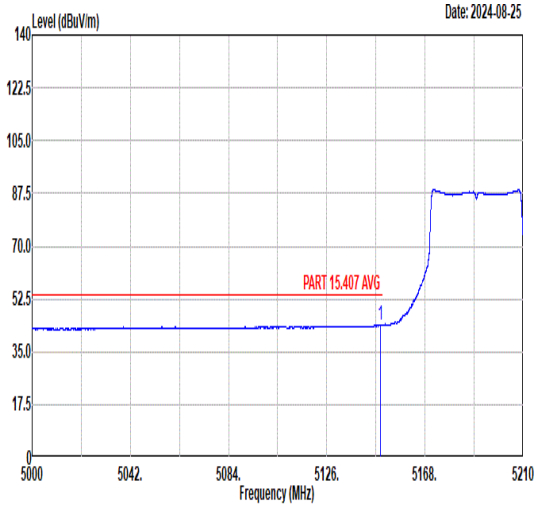 Freq Level Limit Line Margin (dB) Read Level Ant Factor Cable Loss Preamp Factor APos TPos Remark MHz dBuV/m dBuV/m dBuV dB/m dB dB cm deg 1 5149.02 43.88 54.00 -10.12 29.70 34.87 11.09 31.78 226 0 AVERAGE	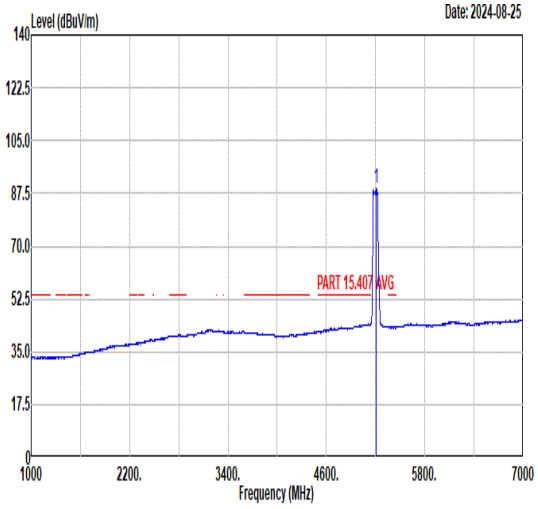 Freq Level Limit Line Margin (dB) Read Level Ant Factor Cable Loss Preamp Factor APos TPos Remark MHz dBuV/m dBuV/m dBuV dB/m dB dB cm deg 1 5210.00 89.04 ------ ------ 74.98 34.86 11.05 31.85 226 0 AVERAGE

Mode	74	
	Band Edge - R	
	U-NII-1_5.15-5.25_802.11be EHT80_CH42_Puncturing 20M ❹_5210MHz	
ANT	CDD 9+15	
Pol.	Vertical	Fundamental
Peak	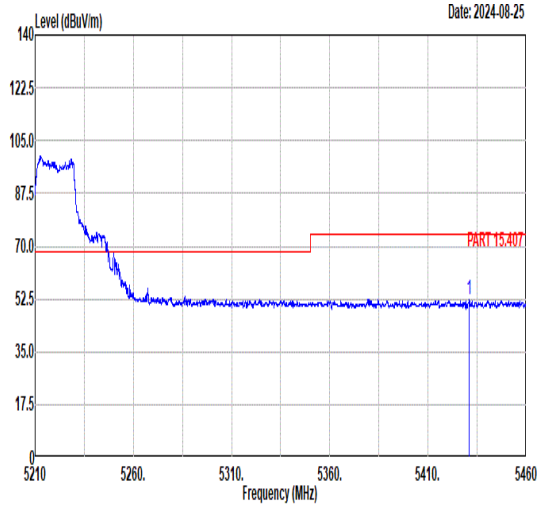 Freq Level Limit Line Margin (dB) Read Level Ant Factor Cable Loss Preamp Factor APos TPos Remark MHz dBuV/m dBuV/m dBuV dB/m dB dB cm deg 1 5430.88 52.38 74.00 -21.62 38.70 34.81 11.00 32.13 226 0 PEAK	Blank
Avg	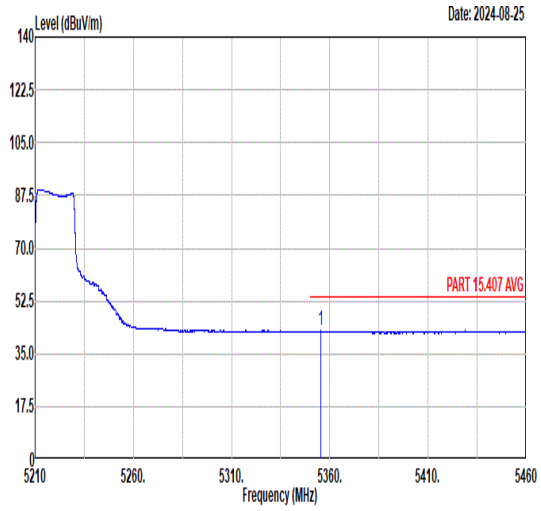 Freq Level Limit Line Margin (dB) Read Level Ant Factor Cable Loss Preamp Factor APos TPos Remark MHz dBuV/m dBuV/m dBuV dB/m dB dB cm deg 1 5355.38 42.61 54.00 -11.39 28.88 34.83 10.94 32.04 226 0 AVERAGE	Blank

Mode	75	
	Band Edge - L	
	U-NII-2A_5.25-5.35_802.11be EHT80_CH58_Puncturing 20M ❶ _5290MHz	
ANT	CDD 9+15	
Pol.	Horizontal	Fundamental
Peak	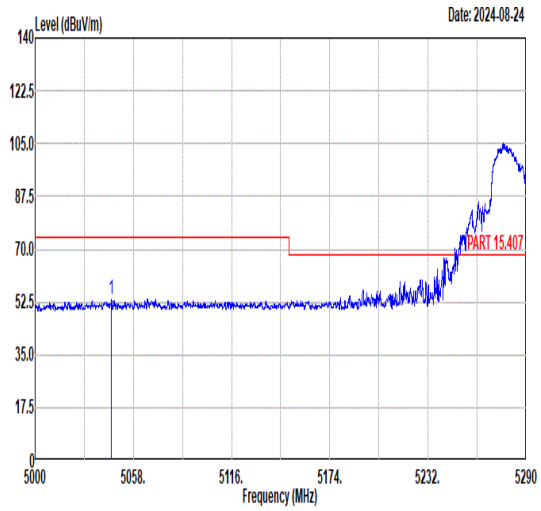 Freq Level Limit Line Margin (dB) Read Level Ant Factor Cable Loss Preamp Factor APos TPos Remark MHz dBuV/m dBuV/m dBuV dB/m dB dB cm deg 1 5045.10 53.58 74.00 -20.42 39.20 34.89 11.14 31.65 295 317 PEAK	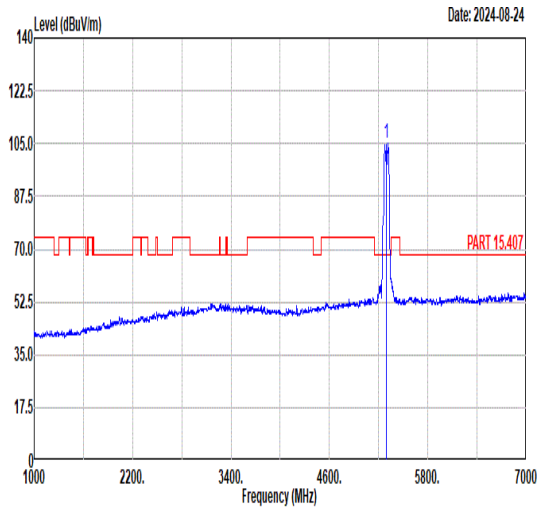 Freq Level Limit Line Margin (dB) Read Level Ant Factor Cable Loss Preamp Factor APos TPos Remark MHz dBuV/m dBuV/m dBuV dB/m dB dB cm deg 1 5290.00 105.06 ------ ------ 91.23 34.84 10.97 31.98 295 317 PEAK
Avg	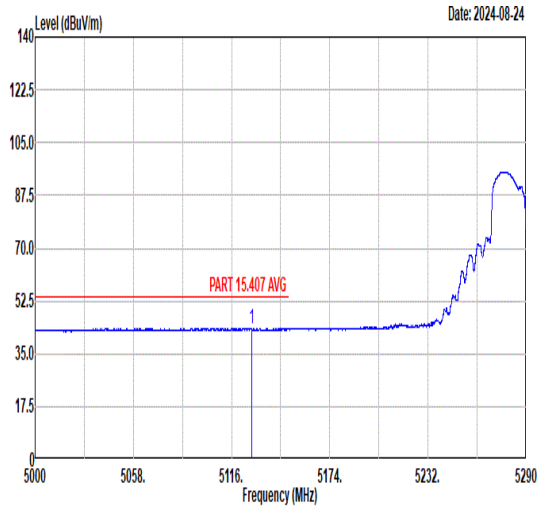 Freq Level Limit Line Margin (dB) Read Level Ant Factor Cable Loss Preamp Factor APos TPos Remark MHz dBuV/m dBuV/m dBuV dB/m dB dB cm deg 1 5127.75 43.38 54.00 -10.62 29.16 34.87 11.10 31.75 295 317 AVERAGE	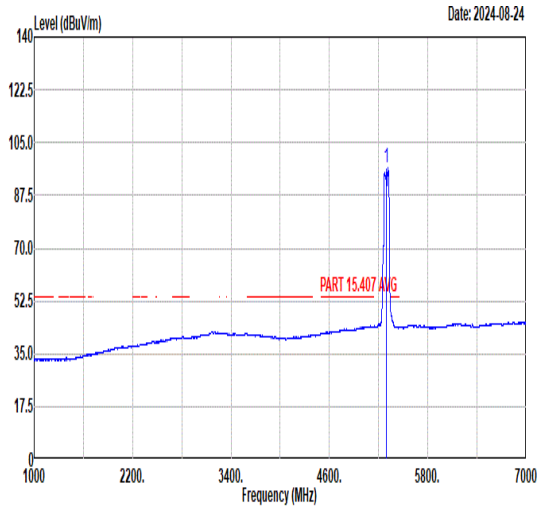 Freq Level Limit Line Margin (dB) Read Level Ant Factor Cable Loss Preamp Factor APos TPos Remark MHz dBuV/m dBuV/m dBuV dB/m dB dB cm deg 1 5290.00 96.49 ------ ------ 82.67 34.84 10.97 31.99 295 317 AVERAGE

Mode	75	
	Band Edge - R	
	U-NII-2A_5.25-5.35_802.11be EHT80_CH58_Puncturing 20M ❶ _5290MHz	
ANT	CDD 9+15	
Pol.	Horizontal	Fundamental
Peak	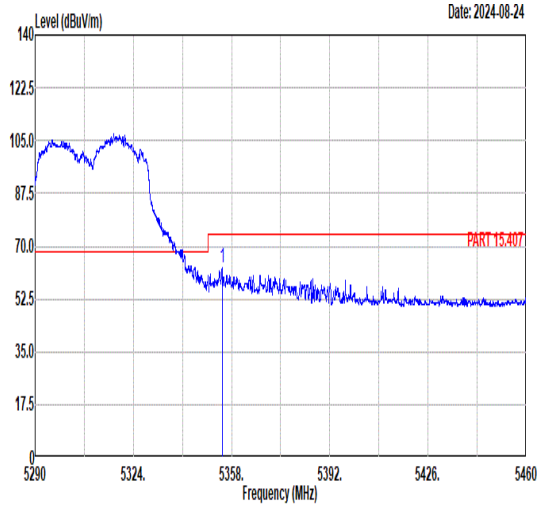 Freq Level Limit Line Margin (dB) Read Level Ant Factor Cable Loss Preamp Factor APos TPos Remark MHz dBuV/m dBuV/m dBuV dB/m dB dB cm deg 1 5354.87 62.82 74.00 -11.18 49.09 34.83 10.94 32.04 295 317 PEAK	Blank
Avg	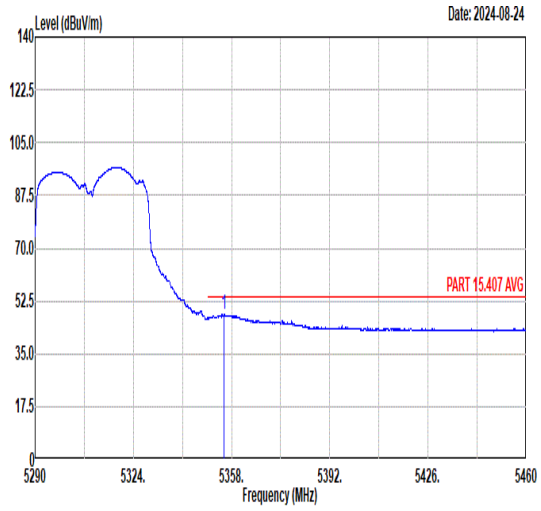 Freq Level Limit Line Margin (dB) Read Level Ant Factor Cable Loss Preamp Factor APos TPos Remark MHz dBuV/m dBuV/m dBuV dB/m dB dB cm deg 1 5355.38 47.92 54.00 -6.08 34.19 34.83 10.94 32.04 295 317 AVERAGE	Blank

Mode	75	
	Band Edge - L	
	U-NII-2A_5.25-5.35_802.11be EHT80_CH58_Puncturing 20M ❶ _5290MHz	
ANT	CDD 9+15	
Pol.	Vertical	Fundamental
Peak	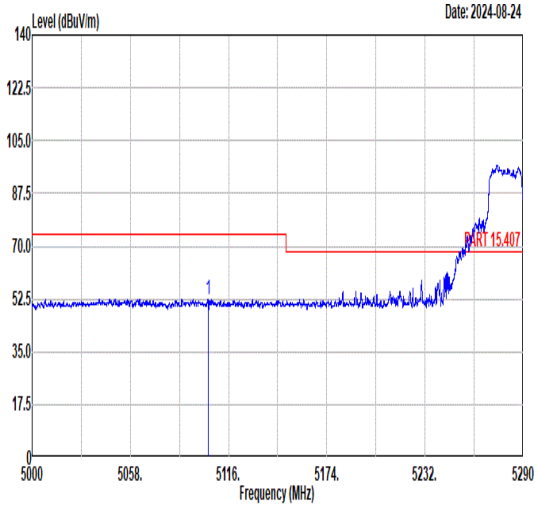 Freq Level Limit Line Margin (dB) Read Level Ant Factor Cable Loss Preamp Factor APos TPos Remark MHz dBuV/m dBuV/m dBuV dB/m dB dB cm deg 1 5103.97 52.42 74.00 -21.58 38.15 34.88 11.11 31.72 296 360 PEAK	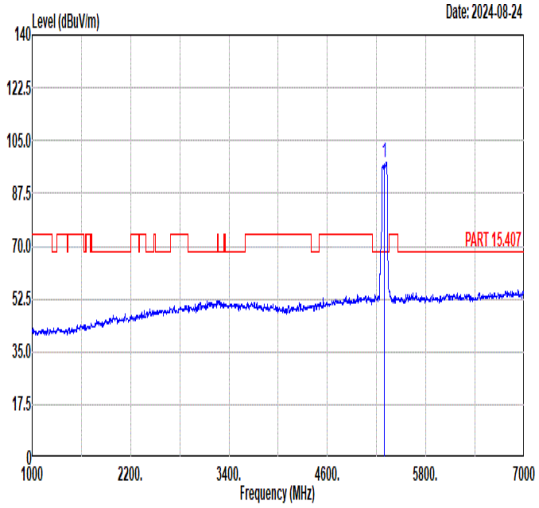 Freq Level Limit Line Margin (dB) Read Level Ant Factor Cable Loss Preamp Factor APos TPos Remark MHz dBuV/m dBuV/m dBuV dB/m dB dB cm deg 1 5290.00 97.89 ------ ------ 84.07 34.84 10.97 31.99 296 360 PEAK
Avg	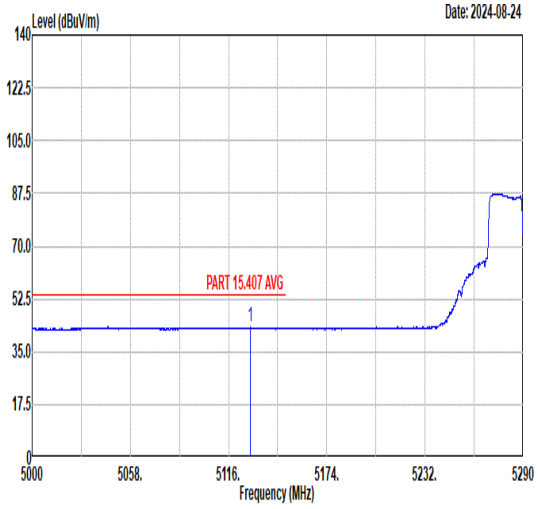 Freq Level Limit Line Margin (dB) Read Level Ant Factor Cable Loss Preamp Factor APos TPos Remark MHz dBuV/m dBuV/m dBuV dB/m dB dB cm deg 1 5128.64 43.12 54.00 -10.88 28.90 34.87 11.10 31.75 296 360 AVERAGE	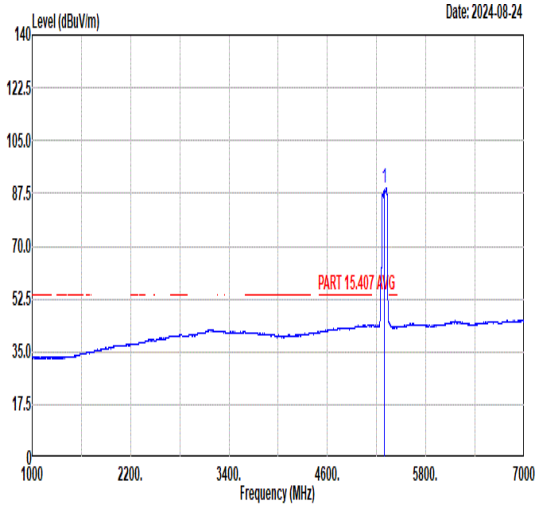 Freq Level Limit Line Margin (dB) Read Level Ant Factor Cable Loss Preamp Factor APos TPos Remark MHz dBuV/m dBuV/m dBuV dB/m dB dB cm deg 1 5290.00 89.23 ------ ------ 75.41 34.84 10.97 31.99 296 360 AVERAGE

Mode	75	
	Band Edge - R	
	U-NII-2A_5.25-5.35_802.11be EHT80_CH58_Puncturing 20M ❶ _5290MHz	
ANT	CDD 9+15	
Pol.	Vertical	Fundamental
Peak	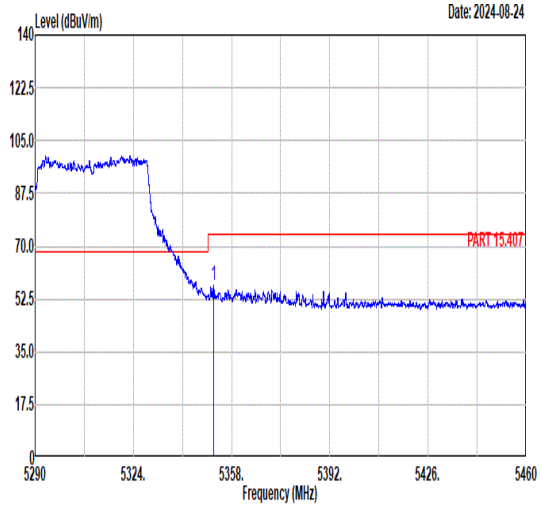 Freq Level Limit Line Margin (dB) Read Level Ant Factor Cable Loss Preamp Factor APos TPos Remark MHz dBuV/m dBuV/m dBuV dB/m dB dB cm deg 1 5351.80 57.14 74.00 -16.86 43.40 34.83 10.94 32.03 296 360 PEAK	Blank
Avg	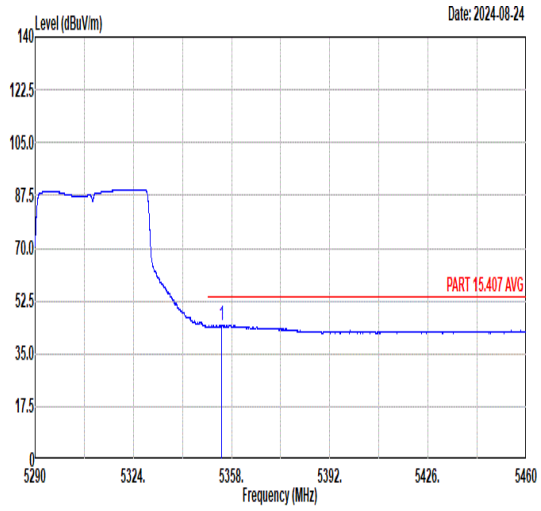 Freq Level Limit Line Margin (dB) Read Level Ant Factor Cable Loss Preamp Factor APos TPos Remark MHz dBuV/m dBuV/m dBuV dB/m dB dB cm deg 1 5354.52 44.36 54.00 -9.64 30.62 34.83 10.94 32.03 296 360 AVERAGE	Blank

Mode	76	
	Band Edge - L	
	U-NII-2C_5.47-5.725_802.11be EHT80_CH106_Puncturing 20M ❹_5530MHz	
ANT	CDD 9+15	
Pol.	Horizontal	Fundamental
Peak	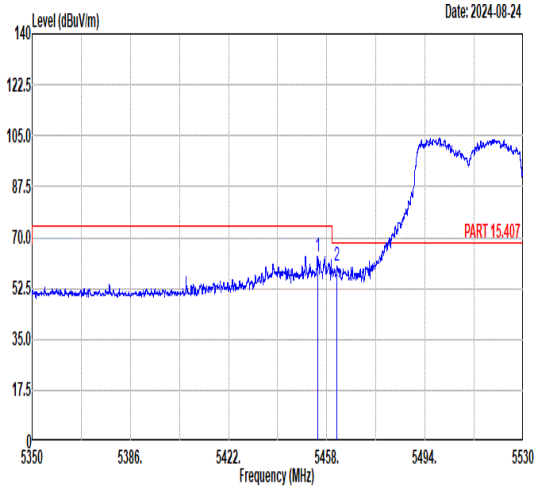 Freq Level Limit Line Margin (dB) Read Level Ant Factor Cable Loss Preamp Factor APos TPos Remark MHz dBuV/m dBuV/m dBuV dB/m dB dB cm deg 1 5454.67 63.66 74.00 -10.34 49.91 34.81 11.10 32.16 373 322 PEAK 2 5461.71 60.16 68.30 -8.14 46.39 34.81 11.13 32.17 373 322 PEAK	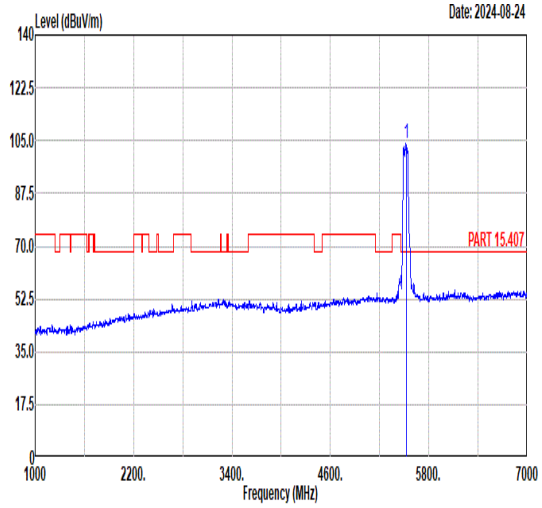 Freq Level Limit Line Margin (dB) Read Level Ant Factor Cable Loss Preamp Factor APos TPos Remark MHz dBuV/m dBuV/m dBuV dB/m dB dB cm deg 1 5530.00 103.90 ------ ------ 89.95 34.82 11.35 32.22 373 322 PEAK
Avg	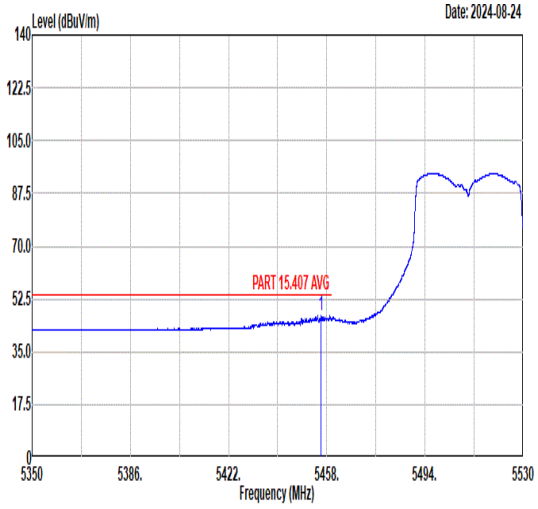 Freq Level Limit Line Margin (dB) Read Level Ant Factor Cable Loss Preamp Factor APos TPos Remark MHz dBuV/m dBuV/m dBuV dB/m dB dB cm deg 1 5455.93 47.06 54.00 -6.94 33.31 34.81 11.10 32.16 373 322 AVERAGE	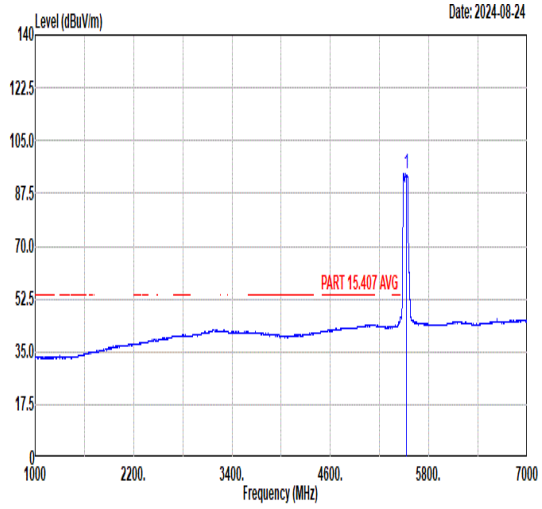 Freq Level Limit Line Margin (dB) Read Level Ant Factor Cable Loss Preamp Factor APos TPos Remark MHz dBuV/m dBuV/m dBuV dB/m dB dB cm deg 1 5530.00 93.96 ------ ------ 80.10 34.80 11.27 32.21 373 322 AVERAGE

Mode	76	
	Band Edge - R	
	U-NII-2C_5.47-5.725_802.11be EHT80_CH106_Puncturing 20M ❹_5530MHz	
ANT	CDD 9+15	
Pol.	Horizontal	Fundamental
Peak	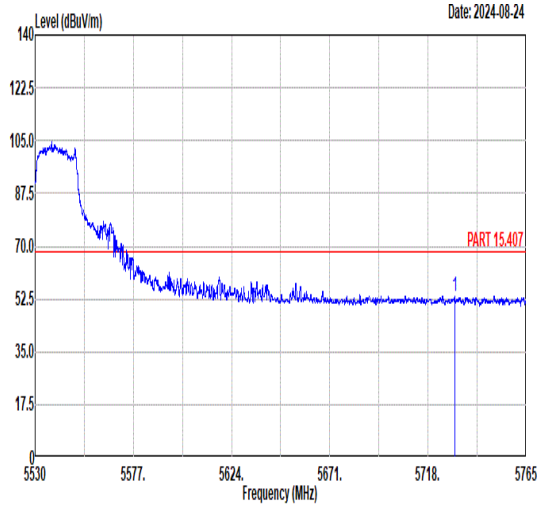 Freq Level Limit Line Margin (dB) Read Level Ant Factor Cable Loss Preamp Factor APos TPos Remark MHz dBuV/m dBuV/m dBuV dB/m dB dB cm deg 1 5730.83 53.48 68.30 -14.82 39.10 35.12 11.65 32.39 373 322 PEAK	Blank

Mode	76
	Band Edge - L
	U-NII-2C_5.47-5.725_802.11be EHT80_CH106_Puncturing 20M ❹_5530MHz
ANT	CDD 9+15

Pol.	Vertical	Fundamental
Peak	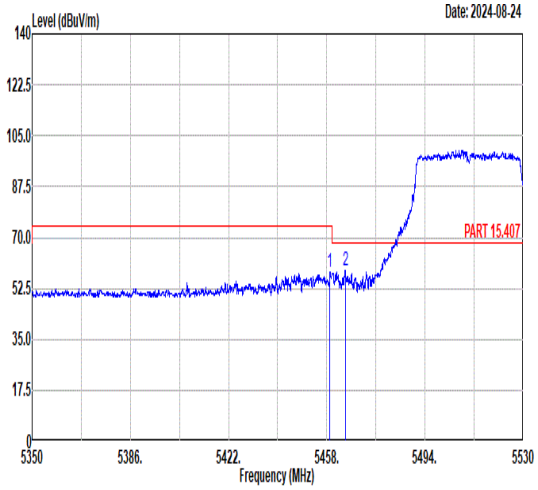 Freq Level Limit Line Margin (dB) Read Level Ant Factor Cable Loss Preamp Factor APos TPos Remark MHz dBuV/m dBuV/m dBuV dB/m dB dB cm deg 1 5459.17 58.10 74.00 -15.90 44.33 34.81 11.12 32.16 306 0 PEAK 2 5464.75 58.69 68.30 -9.61 44.91 34.81 11.14 32.17 306 0 PEAK	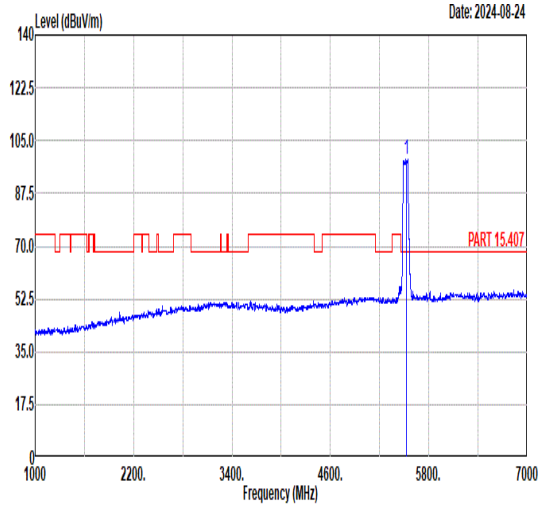 Freq Level Limit Line Margin (dB) Read Level Ant Factor Cable Loss Preamp Factor APos TPos Remark MHz dBuV/m dBuV/m dBuV dB/m dB dB cm deg 1 5530.00 98.97 ------ ------ 84.88 34.86 11.47 32.24 306 0 PEAK
Avg	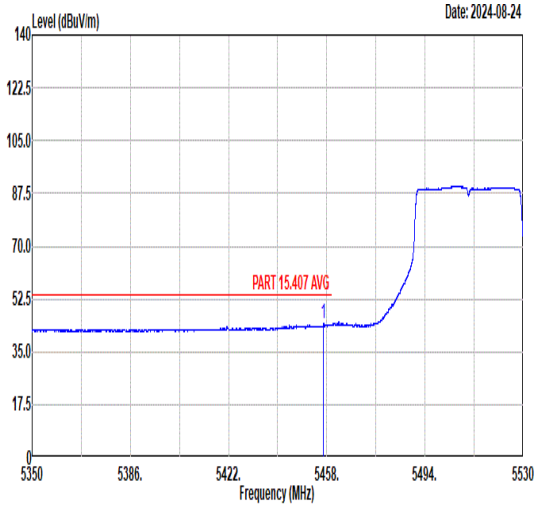 Freq Level Limit Line Margin (dB) Read Level Ant Factor Cable Loss Preamp Factor APos TPos Remark MHz dBuV/m dBuV/m dBuV dB/m dB dB cm deg 1 5456.85 44.32 54.00 -9.68 30.56 34.81 11.11 32.16 306 0 AVERAGE	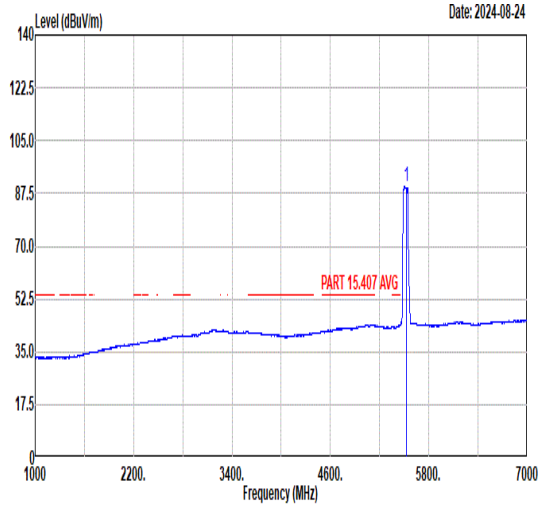 Freq Level Limit Line Margin (dB) Read Level Ant Factor Cable Loss Preamp Factor APos TPos Remark MHz dBuV/m dBuV/m dBuV dB/m dB dB cm deg 1 5530.00 89.64 ------ ------ 75.74 34.81 11.30 32.21 306 0 AVERAGE

Mode	76	
	Band Edge - R	
	U-NII-2C_5.47-5.725_802.11be EHT80_CH106_Puncturing 20M ❹_5530MHz	
ANT	CDD 9+15	
Pol.	Vertical	Fundamental
Peak	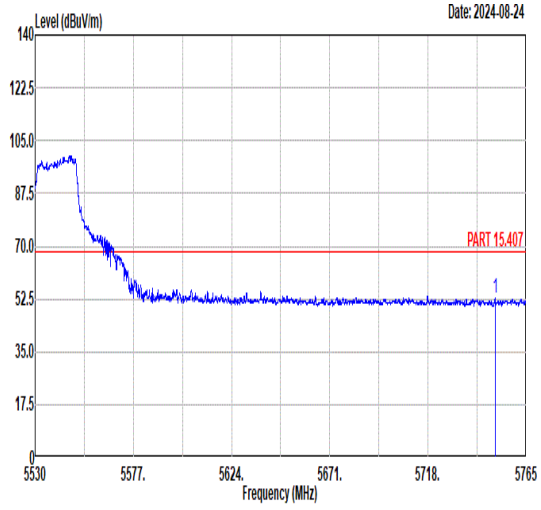 Freq Level Limit Line Margin (dB) Read Level Ant Factor Cable Loss Preamp Factor APos TPos Remark MHz dBuV/m dBuV/m dBuV dB/m dB dB cm deg 1 5750.08 52.83 68.30 -15.47 38.45 35.15 11.64 32.41 306 0 PEAK	Blank

Mode	77	
	Band Edge - L	
	U-NII-2A_5.15-5.35_802.11be EHT160_CH50_Puncturing 20M ❶_5250MHz	
ANT	CDD 9+15	
Pol.	Horizontal	Fundamental
Peak	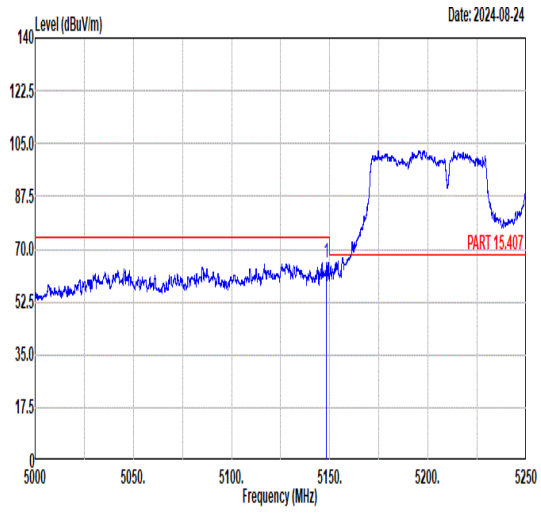 Freq Level Limit Line Margin Read Level Ant Factor Cable Loss Preamp Factor APos TPos Remark MHz dBuV/m dBuV/m dB dBuV dB/m dB dB cm deg 1 5148.38 65.69 74.00 -8.31 51.51 34.87 11.09 31.78 203 114 PEAK	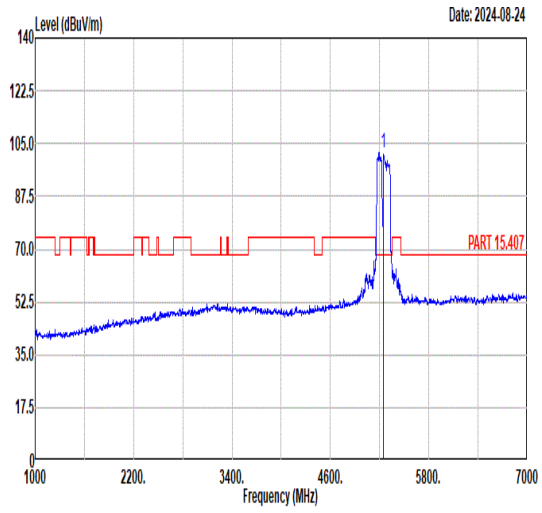 Freq Level Limit Line Margin Read Level Ant Factor Cable Loss Preamp Factor APos TPos Remark MHz dBuV/m dBuV/m dB dBuV dB/m dB dB cm deg 1 5250.00 101.83 ------ ------ 87.74 34.86 11.06 31.83 203 114 PEAK
Avg	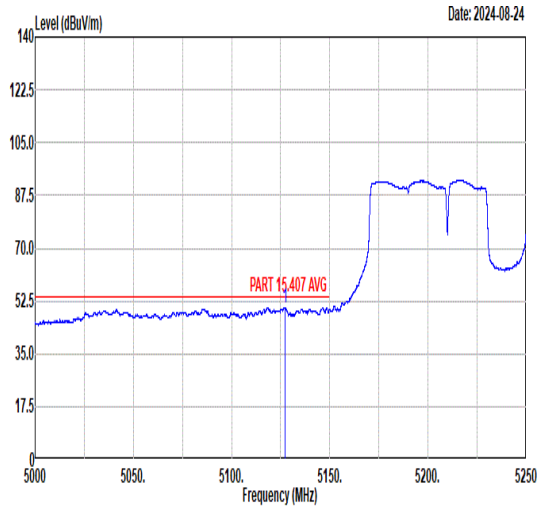 Freq Level Limit Line Margin Read Level Ant Factor Cable Loss Preamp Factor APos TPos Remark MHz dBuV/m dBuV/m dB dBuV dB/m dB dB cm deg 1 5127.35 50.19 54.00 -3.81 35.97 34.87 11.10 31.75 203 114 AVERAGE	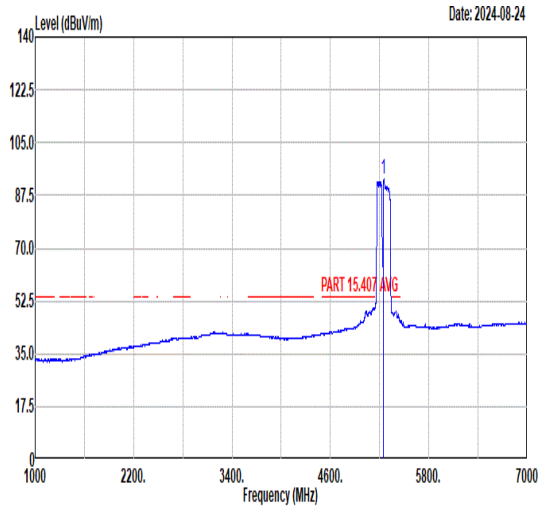 Freq Level Limit Line Margin Read Level Ant Factor Cable Loss Preamp Factor APos TPos Remark MHz dBuV/m dBuV/m dB dBuV dB/m dB dB cm deg 1 5250.00 92.94 ------ ------ 78.98 34.85 11.02 31.91 203 114 AVERAGE

Mode	77	
	Band Edge - R	
	U-NII-2A_5.15-5.35_802.11be EHT160_CH50_Puncturing 20M ❶_5250MHz	
ANT	CDD 9+15	
Pol.	Horizontal	Fundamental
Peak	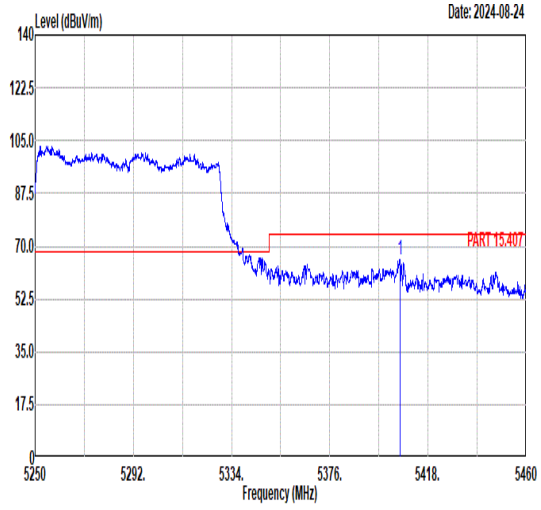 Freq Level Limit Line Margin Read Level Ant Factor Cable Loss Preamp Factor APos TPos Remark MHz dBuV/m dBuV/m dB dBuV dB/m dB dB cm deg 1 5405.93 65.62 74.00 -8.38 52.00 34.82 10.90 32.10 203 114 PEAK	Blank
Avg	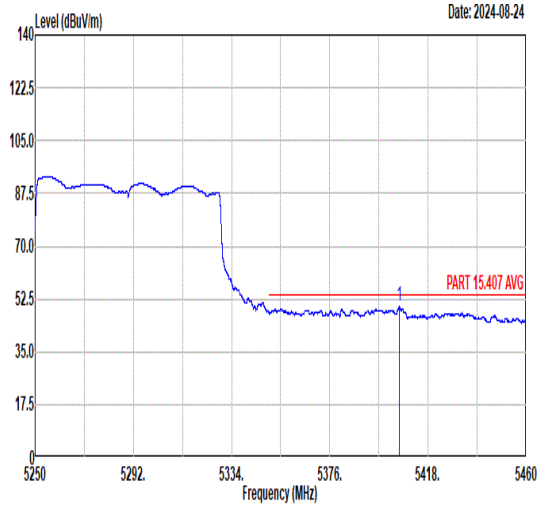 Freq Level Limit Line Margin Read Level Ant Factor Cable Loss Preamp Factor APos TPos Remark MHz dBuV/m dBuV/m dB dBuV dB/m dB dB cm deg 1 5405.72 50.03 54.00 -3.97 36.41 34.82 10.90 32.10 203 114 AVERAGE	Blank

Mode	77	
	Band Edge - L	
	U-NII-2A_5.15-5.35_802.11be EHT160_CH50_Puncturing 20M ❹ _5250MHz	
ANT	CDD 9+15	
Pol.	Vertical	Fundamental
Peak	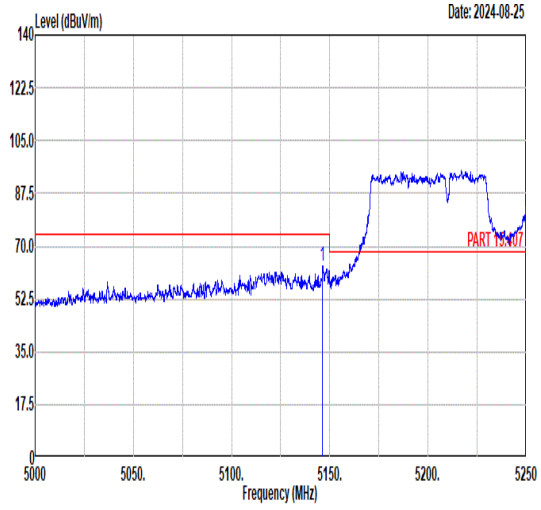 Freq Level Limit Line Margin Read Level Ant Factor Cable Loss Preamp Factor APos TPos Remark MHz dBuV/m dBuV/m dB dBuV dB/m dB dB cm deg 1 5146.38 63.59 74.00 -10.41 49.41 34.87 11.09 31.78 216 360 PEAK	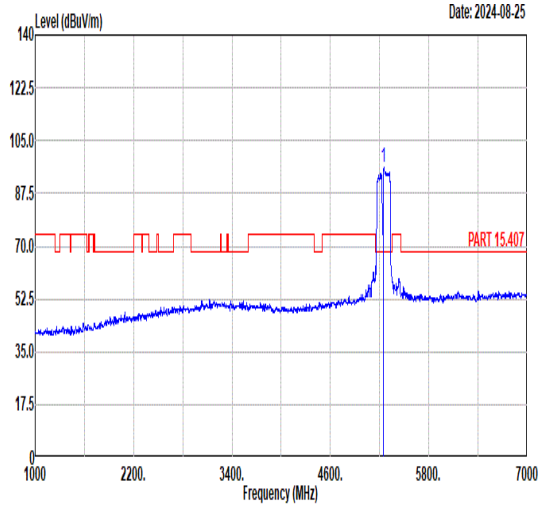 Freq Level Limit Line Margin Read Level Ant Factor Cable Loss Preamp Factor APos TPos Remark MHz dBuV/m dBuV/m dB dBuV dB/m dB dB cm deg 1 5250.00 95.95 ------ ------ 81.99 34.85 11.02 31.91 216 360 PEAK
Avg	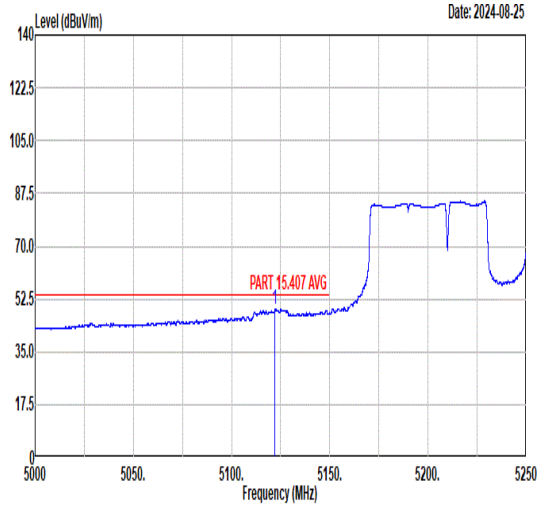 Freq Level Limit Line Margin Read Level Ant Factor Cable Loss Preamp Factor APos TPos Remark MHz dBuV/m dBuV/m dB dBuV dB/m dB dB cm deg 1 5122.15 49.16 54.00 -4.84 34.93 34.88 11.10 31.75 216 360 AVERAGE	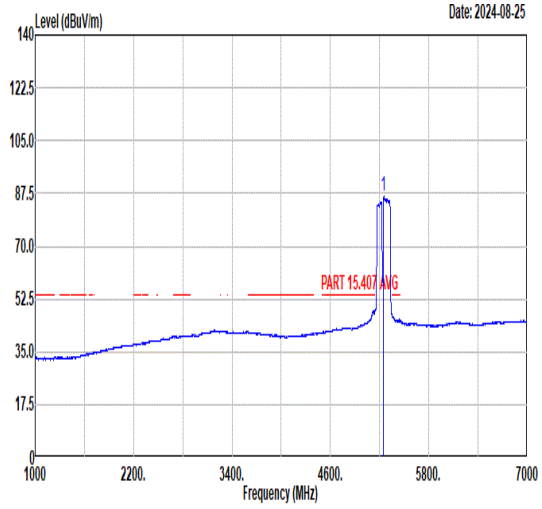 Freq Level Limit Line Margin Read Level Ant Factor Cable Loss Preamp Factor APos TPos Remark MHz dBuV/m dBuV/m dB dBuV dB/m dB dB cm deg 1 5250.00 86.47 ------ ------ 72.51 34.85 11.02 31.91 216 360 AVERAGE

Mode	77	
	Band Edge - R	
	U-NII-2A_5.15-5.35_802.11be EHT160_CH50_Puncturing 20M ❶_5250MHz	
ANT	CDD 9+15	
Pol.	Vertical	Fundamental
Peak	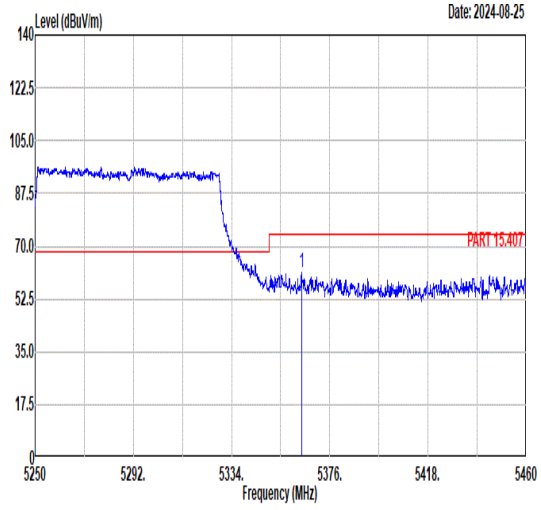 Freq Level Limit Line Margin Read Level Ant Factor Cable Loss Preamp Factor APos TPos Remark MHz dBuV/m dBuV/m dB dBuV dB/m dB dB cm deg 1 5363.93 61.18 74.00 -12.82 47.47 34.83 10.93 32.05 216 360 PEAK	Blank
Avg	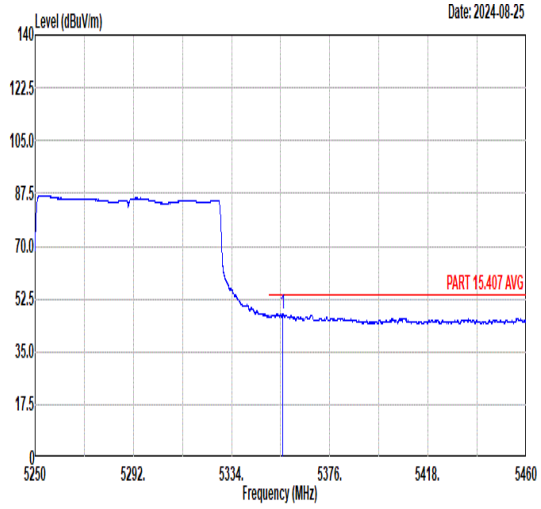 Freq Level Limit Line Margin Read Level Ant Factor Cable Loss Preamp Factor APos TPos Remark MHz dBuV/m dBuV/m dB dBuV dB/m dB dB cm deg 1 5355.97 47.72 54.00 -6.28 33.99 34.83 10.94 32.04 216 360 AVERAGE	Blank

Mode	78	
	Band Edge - L	
	U-NII-2A_5.15-5.35_802.11be EHT160_CH50_Puncturing 40M 2_5250MHz	
ANT	CDD 9+15	
Pol.	Horizontal	Fundamental
Peak	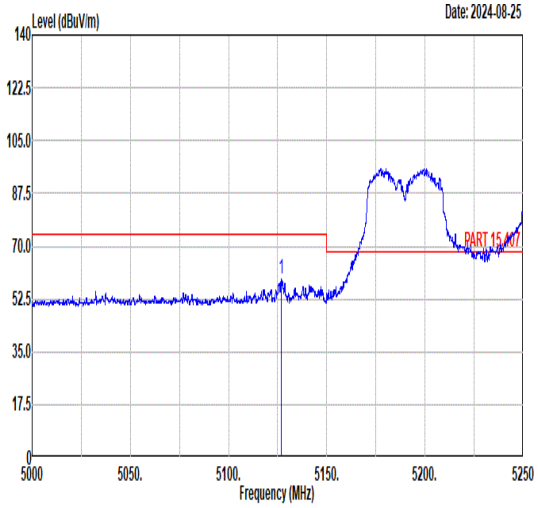 Freq Level Limit Line Margin (dB) Read Level Ant Factor Cable Loss Preamp Factor APos TPos Remark MHz dBuV/m dBuV/m dBuV dB/m dB dB cm deg 1 5126.88 59.22 74.00 -14.78 45.00 34.87 11.10 31.75 200 359 PEAK	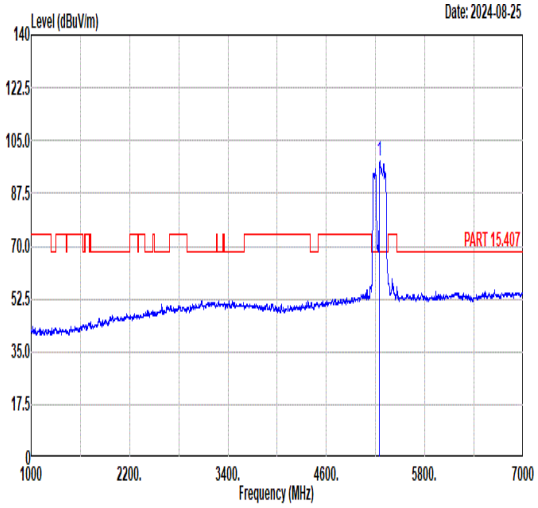 Freq Level Limit Line Margin (dB) Read Level Ant Factor Cable Loss Preamp Factor APos TPos Remark MHz dBuV/m dBuV/m dBuV dB/m dB dB cm deg 1 5250.00 98.10 ------ ------ 84.14 34.85 11.02 31.91 200 359 PEAK
Avg	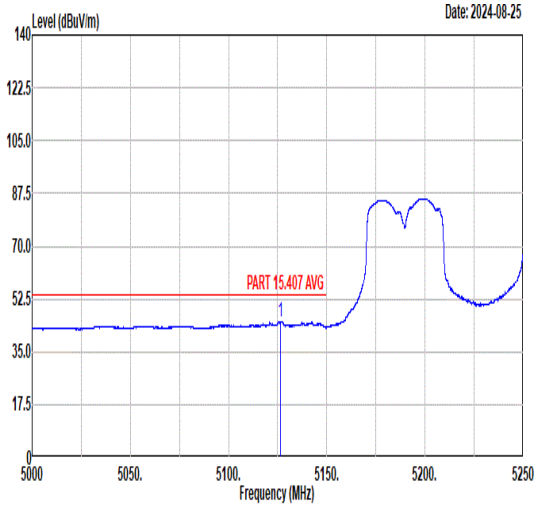 Freq Level Limit Line Margin (dB) Read Level Ant Factor Cable Loss Preamp Factor APos TPos Remark MHz dBuV/m dBuV/m dBuV dB/m dB dB cm deg 1 5126.38 44.96 54.00 -9.04 30.74 34.87 11.10 31.75 200 359 AVERAGE	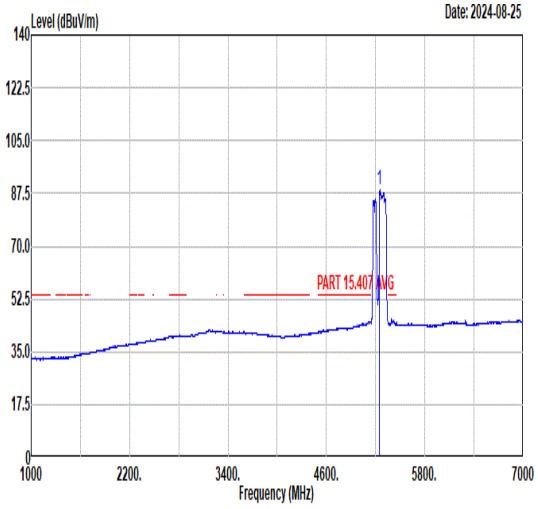 Freq Level Limit Line Margin (dB) Read Level Ant Factor Cable Loss Preamp Factor APos TPos Remark MHz dBuV/m dBuV/m dBuV dB/m dB dB cm deg 1 5250.00 88.51 ------ ------ 74.55 34.85 11.02 31.91 200 359 AVERAGE

Mode	78	
	Band Edge - R	
	U-NII-2A_5.15-5.35_802.11be EHT160_CH50_Puncturing 40M 2_5250MHz	
ANT	CDD 9+15	
Pol.	Horizontal	Fundamental
Peak	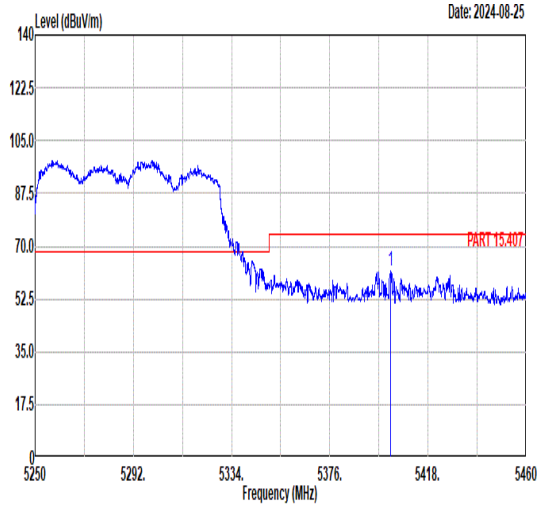 Freq Level Limit Line Margin (dB) Read Level Ant Factor Cable Loss Preamp Factor APos TPos Remark MHz dBuV/m dBuV/m dBuV dB/m dB dB cm deg 1 5402.15 61.71 74.00 -12.29 48.08 34.82 10.90 32.09 200 359 PEAK	Blank
Avg	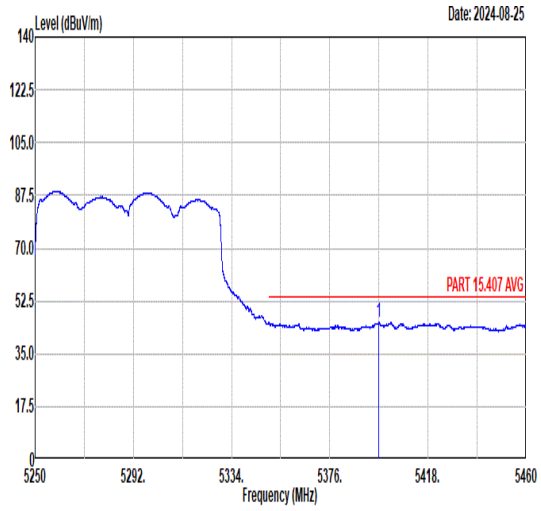 Freq Level Limit Line Margin (dB) Read Level Ant Factor Cable Loss Preamp Factor APos TPos Remark MHz dBuV/m dBuV/m dBuV dB/m dB dB cm deg 1 5396.90 45.66 54.00 -8.34 32.02 34.82 10.91 32.09 200 359 AVERAGE	Blank

Mode	78	
	Band Edge - L	
	U-NII-2A_5.15-5.35_802.11be EHT160_CH50_Puncturing 40M 2_5250MHz	
ANT	CDD 9+15	
Pol.	Vertical	Fundamental
Peak	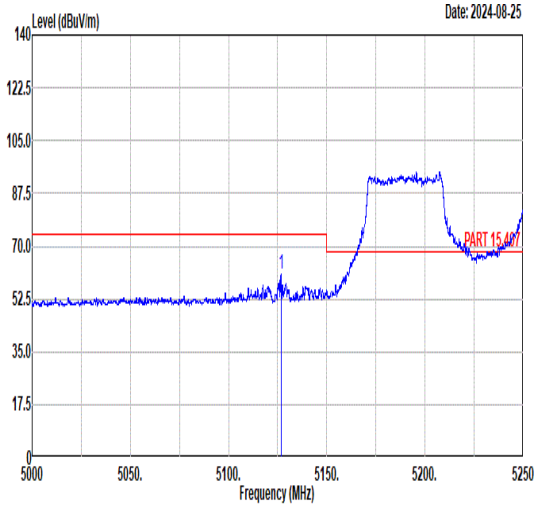 Freq Level Limit Line Margin (dB) Read Level Ant Factor Cable Loss Preamp Factor APos TPos Remark MHz dBuV/m dBuV/m dBuV dB/m dB dB cm deg 1 5126.65 60.75 74.00 -13.25 46.53 34.87 11.10 31.75 237 360 PEAK	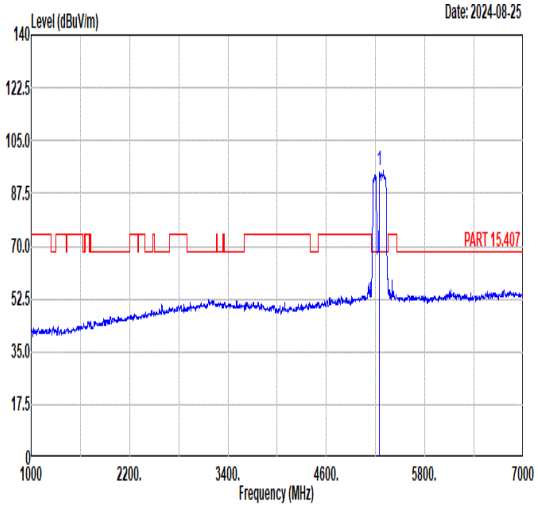 Freq Level Limit Line Margin (dB) Read Level Ant Factor Cable Loss Preamp Factor APos TPos Remark MHz dBuV/m dBuV/m dBuV dB/m dB dB cm deg 1 5250.00 95.21 ------ ------ 81.34 34.84 10.99 31.96 237 360 PEAK
Avg	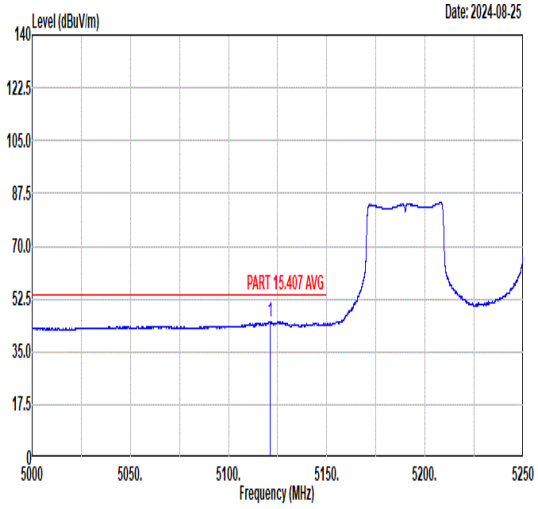 Freq Level Limit Line Margin (dB) Read Level Ant Factor Cable Loss Preamp Factor APos TPos Remark MHz dBuV/m dBuV/m dBuV dB/m dB dB cm deg 1 5121.15 45.05 54.00 -8.95 30.82 34.88 11.10 31.75 237 360 AVERAGE	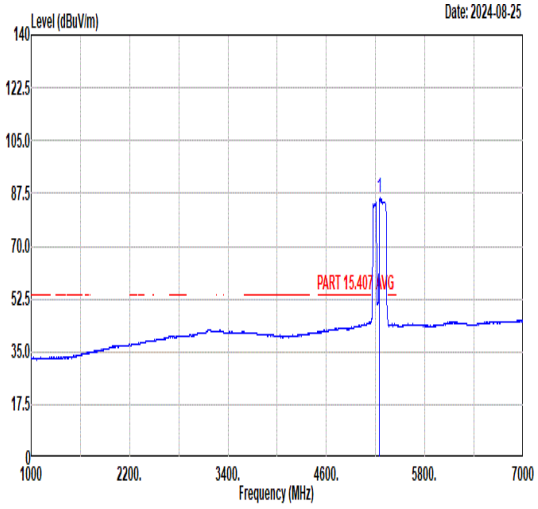 Freq Level Limit Line Margin (dB) Read Level Ant Factor Cable Loss Preamp Factor APos TPos Remark MHz dBuV/m dBuV/m dBuV dB/m dB dB cm deg 1 5250.00 86.16 ------ ------ 72.20 34.85 11.02 31.91 237 360 AVERAGE

Mode	78	
	Band Edge - R	
	U-NII-2A_5.15-5.35_802.11be EHT160_CH50_Puncturing 40M 2_5250MHz	
ANT	CDD 9+15	
Pol.	Vertical	Fundamental
Peak	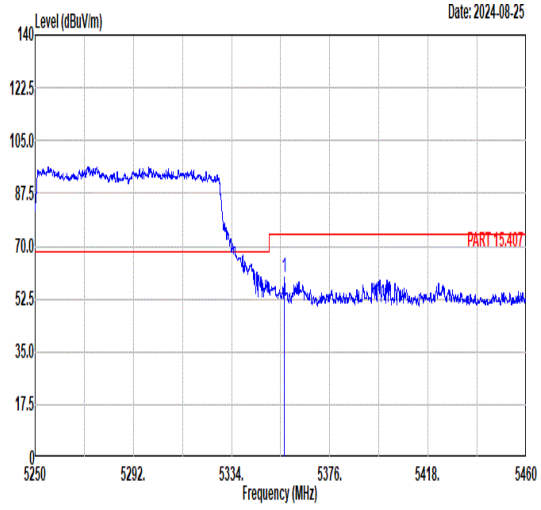 Freq Level Limit Line Margin (dB) Read Level Ant Factor Cable Loss Preamp Factor APos TPos Remark MHz dBuV/m dBuV/m dBuV dB/m dB dB cm deg 1 5356.60 59.55 74.00 -14.45 45.82 34.83 10.94 32.04 237 360 PEAK	Blank
Avg	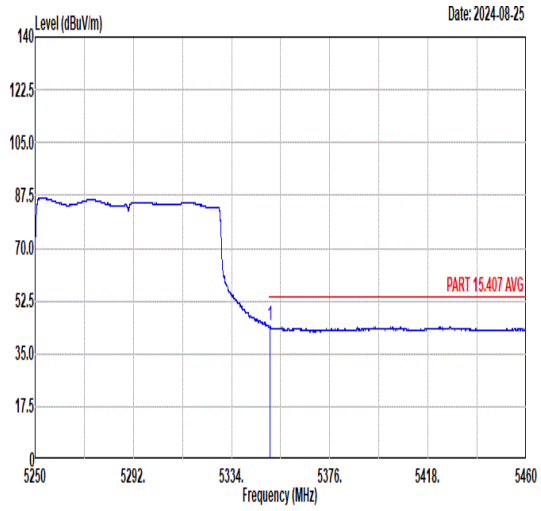 Freq Level Limit Line Margin (dB) Read Level Ant Factor Cable Loss Preamp Factor APos TPos Remark MHz dBuV/m dBuV/m dBuV dB/m dB dB cm deg 1 5350.30 44.22 54.00 -9.78 30.48 34.83 10.94 32.03 237 360 AVERAGE	Blank

Mode	79
	Band Edge - L
	U-NII-2C_5.15-5.35_802.11be EHT160_CH114_Puncturing 20M ⑧_5570MHz
ANT	CDD 9+15

Pol.	Horizontal	Fundamental
Peak	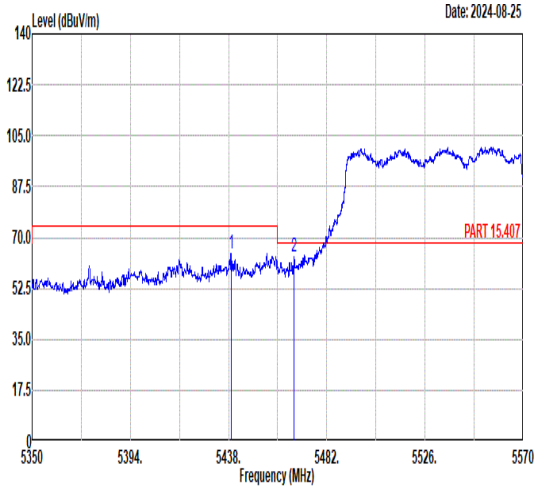 Freq Level Limit Line Margin (dB) Read Level Ant Factor Cable Loss Preamp Factor APos TPos Remark MHz dBuV/m dBuV/m dBuV dB/m dB dB cm deg 1 5439.21 64.44 74.00 -9.56 50.74 34.81 11.03 32.14 229 339 PEAK 2 5467.39 63.45 68.30 -4.85 49.66 34.81 11.15 32.17 229 339 PEAK	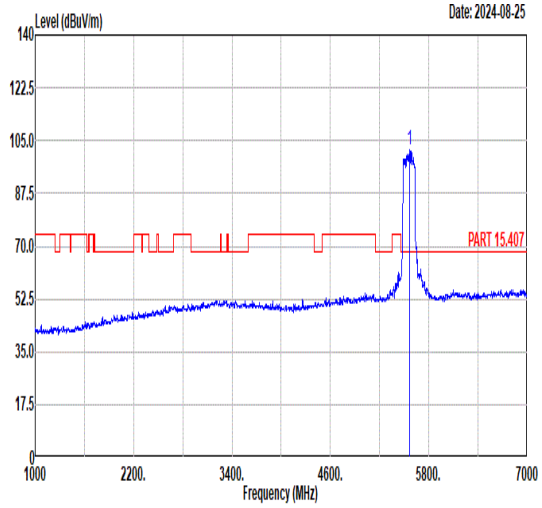 Freq Level Limit Line Margin (dB) Read Level Ant Factor Cable Loss Preamp Factor APos TPos Remark MHz dBuV/m dBuV/m dBuV dB/m dB dB cm deg 1 5570.00 101.93 ------ ------ 87.72 34.90 11.57 32.26 229 339 PEAK
Avg	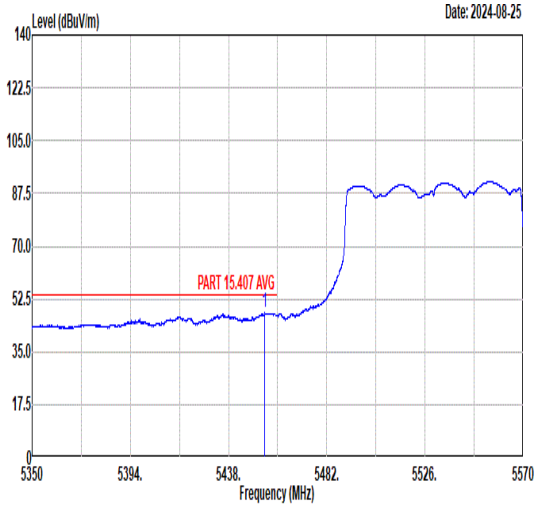 Freq Level Limit Line Margin (dB) Read Level Ant Factor Cable Loss Preamp Factor APos TPos Remark MHz dBuV/m dBuV/m dBuV dB/m dB dB cm deg 1 5454.17 47.82 54.00 -6.18 34.07 34.81 11.10 32.16 229 339 AVERAGE	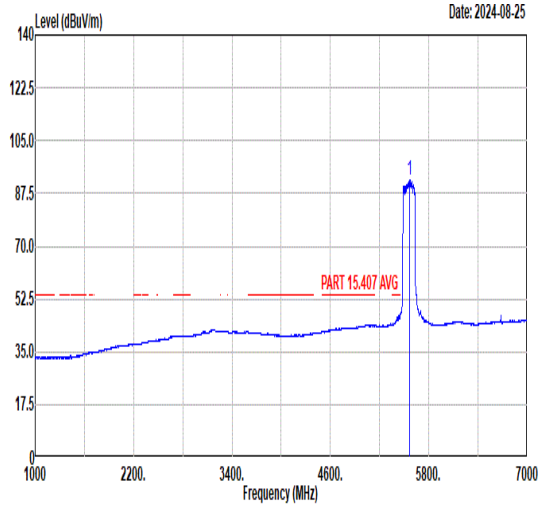 Freq Level Limit Line Margin (dB) Read Level Ant Factor Cable Loss Preamp Factor APos TPos Remark MHz dBuV/m dBuV/m dBuV dB/m dB dB cm deg 1 5570.00 91.78 ------ ------ 77.54 34.91 11.60 32.27 229 339 AVERAGE

Mode	79	
	Band Edge - R	
	U-NII-2C_5.15-5.35_802.11be EHT160_CH114_Puncturing 20M ⑧_5570MHz	
ANT	CDD 9+15	
Pol.	Horizontal	Fundamental
Peak	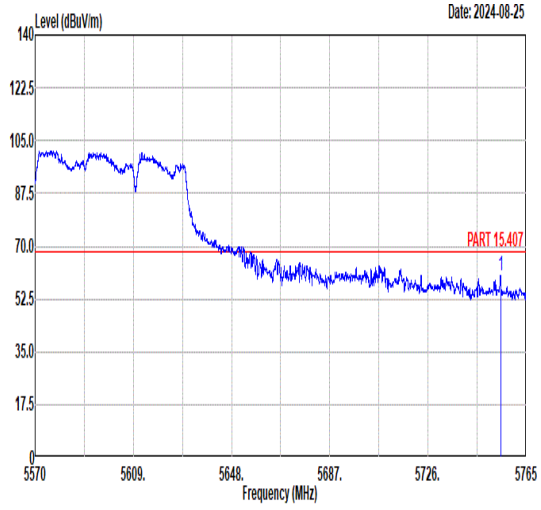 Freq Level Limit Line Margin (dB) Read Level Ant Factor Cable Loss Preamp Factor APos TPos Remark MHz dBuV/m dBuV/m dBuV dB/m dB dB cm deg 1 5754.78 60.32 68.30 -7.98 45.93 35.16 11.64 32.41 229 339 PEAK	Blank

Mode	79
	Band Edge - L
	U-NII-2C_5.15-5.35_802.11be EHT160_CH114_Puncturing 20M ⑧_5570MHz
ANT	CDD 9+15

Pol.	Vertical	Fundamental
Peak	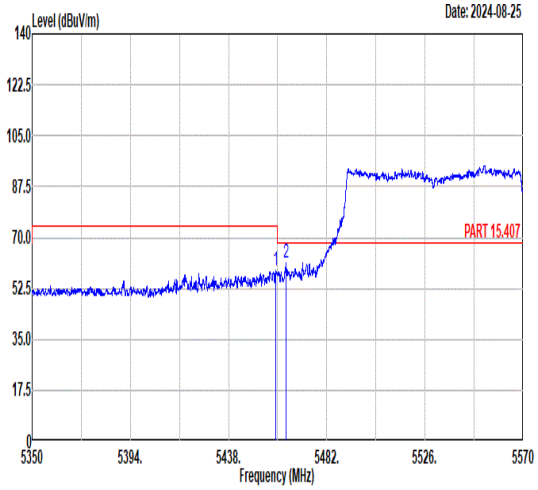 Freq Level Limit Line Margin (dB) Read Level Ant Factor Cable Loss Preamp Factor APos TPos Remark MHz dBuV/m dBuV/m dBuV dB/m dB dB cm deg 1 5459.01 58.62 74.00 -15.38 44.85 34.81 11.12 32.16 373 0 PEAK 2 5463.63 61.20 68.30 -7.10 47.42 34.81 11.14 32.17 373 0 PEAK	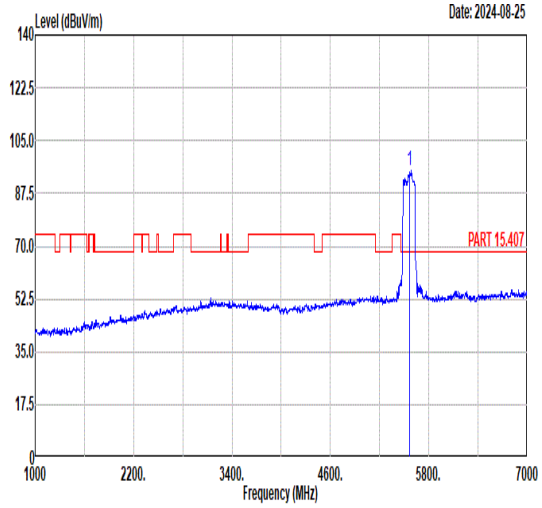 Freq Level Limit Line Margin (dB) Read Level Ant Factor Cable Loss Preamp Factor APos TPos Remark MHz dBuV/m dBuV/m dBuV dB/m dB dB cm deg 1 5570.00 94.99 ------ ------ 80.70 34.92 11.65 32.28 373 0 PEAK
Avg	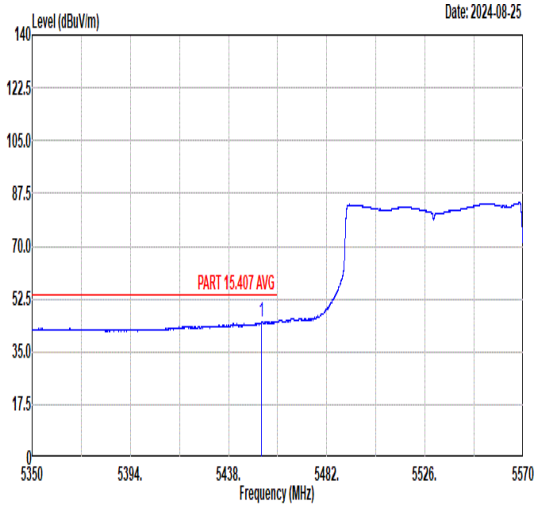 Freq Level Limit Line Margin (dB) Read Level Ant Factor Cable Loss Preamp Factor APos TPos Remark MHz dBuV/m dBuV/m dBuV dB/m dB dB cm deg 1 5452.85 45.08 54.00 -8.92 31.34 34.81 11.09 32.16 373 0 AVERAGE	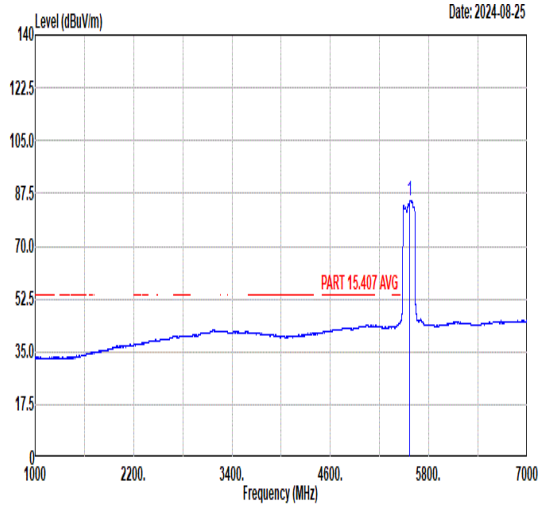 Freq Level Limit Line Margin (dB) Read Level Ant Factor Cable Loss Preamp Factor APos TPos Remark MHz dBuV/m dBuV/m dBuV dB/m dB dB cm deg 1 5570.00 85.24 ------ ------ 71.01 34.90 11.60 32.27 373 0 AVERAGE

Mode	79	
	Band Edge - R	
	U-NII-2C_5.15-5.35_802.11be EHT160_CH114_Puncturing 20M ⑧_5570MHz	
ANT	CDD 9+15	
Pol.	Vertical	Fundamental
Peak	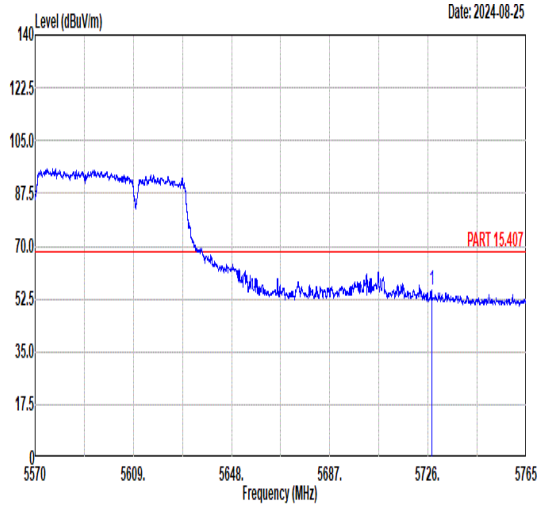 Freq Level Limit Line Margin (dB) Read Level Ant Factor Cable Loss Preamp Factor APos TPos Remark MHz dBuV/m dBuV/m dBuV dB/m dB dB cm deg 1 5727.48 55.35 68.30 -12.95 40.97 35.12 11.65 32.39 373 0 PEAK	Blank

Mode	80
	Band Edge - L
	U-NII-2C_5.15-5.35_802.11be EHT160_CH114_Puncturing 40M ❹_5570MHz
ANT	CDD 9+15

Pol.	Horizontal	Fundamental
Peak	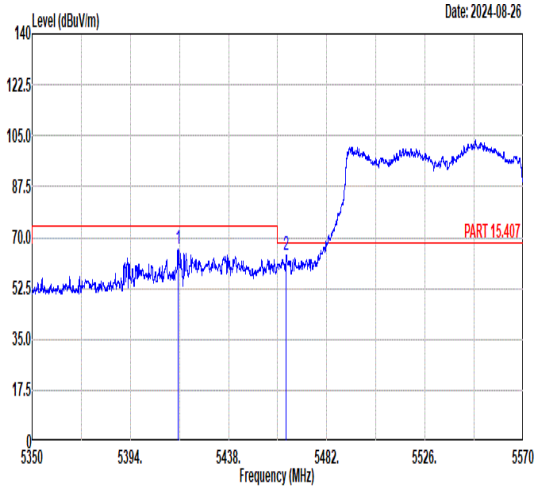 Freq Level Limit Line Margin (dB) Read Level Ant Factor Cable Loss Preamp Factor APos TPos Remark MHz dBuV/m dBuV/m dBuV dB/m dB dB cm deg 1 5415.25 66.13 74.00 -7.87 52.49 34.82 10.93 32.11 314 330 PEAK 2 5463.85 64.07 68.30 -4.23 50.29 34.81 11.14 32.17 314 330 PEAK	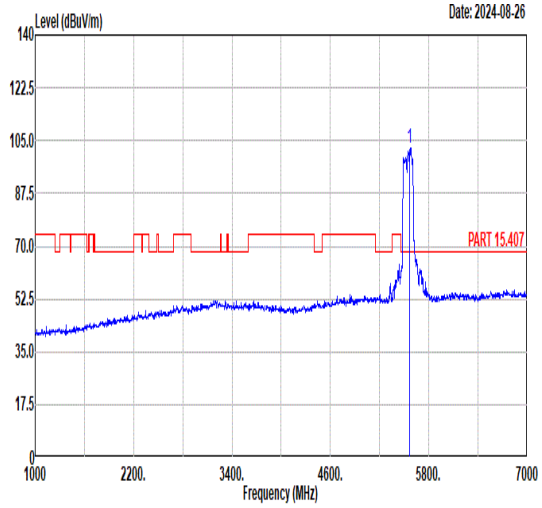 Freq Level Limit Line Margin (dB) Read Level Ant Factor Cable Loss Preamp Factor APos TPos Remark MHz dBuV/m dBuV/m dBuV dB/m dB dB cm deg 1 5570.00 102.57 ------ ------ 88.31 34.91 11.62 32.27 314 330 PEAK
Avg	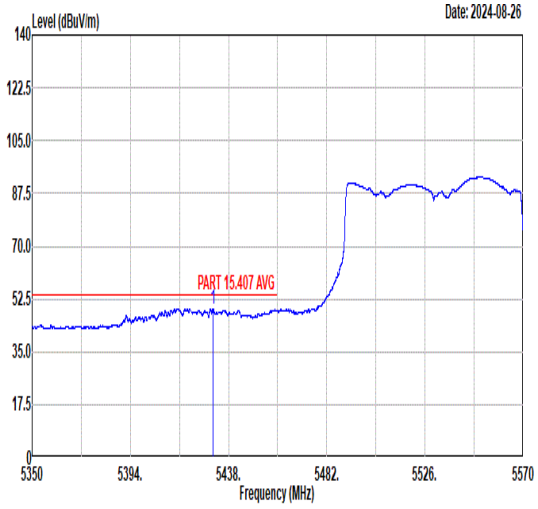 Freq Level Limit Line Margin (dB) Read Level Ant Factor Cable Loss Preamp Factor APos TPos Remark MHz dBuV/m dBuV/m dBuV dB/m dB dB cm deg 1 5431.09 49.26 54.00 -4.74 35.58 34.81 11.00 32.13 314 330 AVERAGE	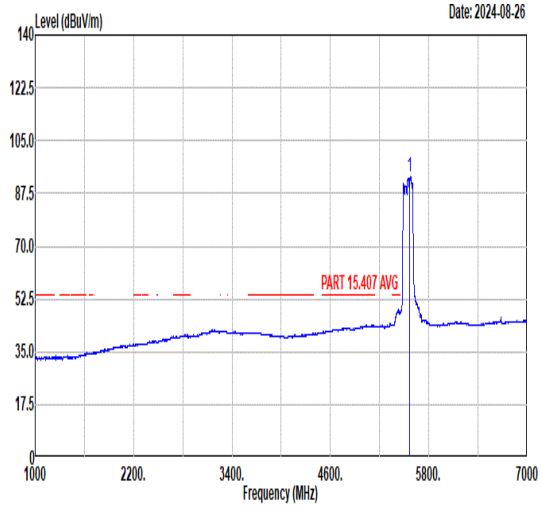 Freq Level Limit Line Margin (dB) Read Level Ant Factor Cable Loss Preamp Factor APos TPos Remark MHz dBuV/m dBuV/m dBuV dB/m dB dB cm deg 1 5570.00 92.87 ------ ------ 78.61 34.91 11.62 32.27 314 330 AVERAGE

Mode	80	
	Band Edge - R	
	U-NII-2C_5.15-5.35_802.11be EHT160_CH114_Puncturing 40M ❹_5570MHz	
ANT	CDD 9+15	
Pol.	Horizontal	Fundamental
Peak	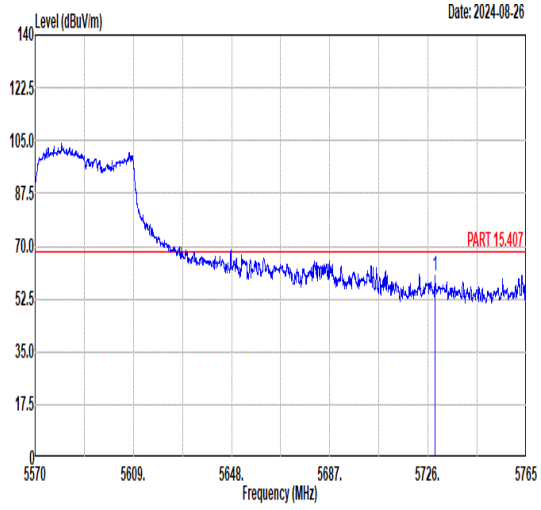 Freq Level Limit Line Margin (dB) Read Level Ant Factor Cable Loss Preamp Factor APos TPos Remark MHz dBuV/m dBuV/m dBuV dB/m dB dB cm deg 1 5728.83 60.26 68.30 -8.04 45.88 35.12 11.65 32.39 314 330 PEAK	Blank

Mode	80	
	Band Edge - L	
	U-NII-2C_5.15-5.35_802.11be EHT160_CH114_Puncturing 40M ❹_5570MHz	
ANT	CDD 9+15	
Pol.	Vertical	Fundamental
Peak	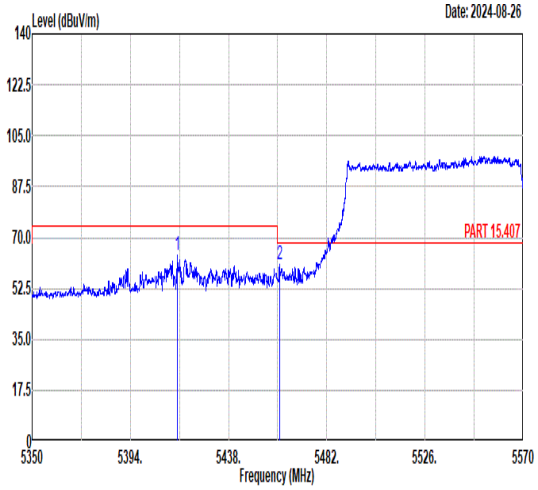 Freq Level Limit Line Margin (dB) Read Level Ant Factor Cable Loss Preamp Factor APos TPos Remark MHz dBuV/m dBuV/m dBuV dB/m dB dB cm deg 1 5415.01 64.08 74.00 -9.92 50.44 34.82 10.93 32.11 360 357 PEAK 2 5460.77 60.85 68.30 -7.45 47.09 34.81 11.12 32.17 360 357 PEAK	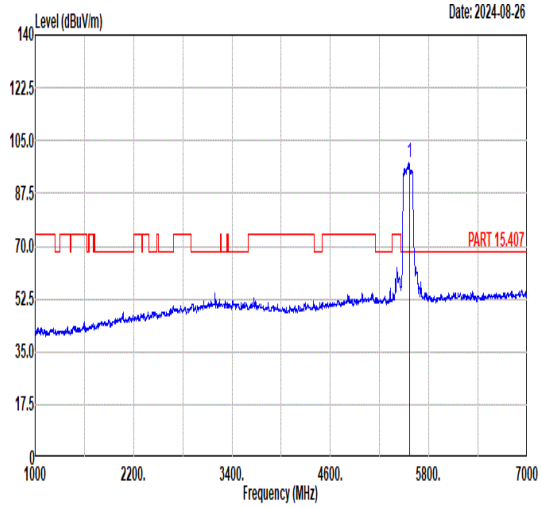 Freq Level Limit Line Margin (dB) Read Level Ant Factor Cable Loss Preamp Factor APos TPos Remark MHz dBuV/m dBuV/m dBuV dB/m dB dB cm deg 1 5570.00 97.69 ------ ------ 83.57 34.87 11.50 32.25 360 357 PEAK
Avg	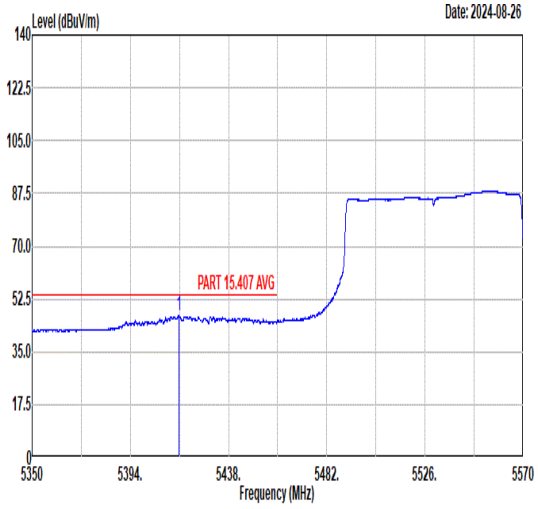 Freq Level Limit Line Margin (dB) Read Level Ant Factor Cable Loss Preamp Factor APos TPos Remark MHz dBuV/m dBuV/m dBuV dB/m dB dB cm deg 1 5415.67 46.83 54.00 -7.17 33.18 34.82 10.94 32.11 360 357 AVERAGE	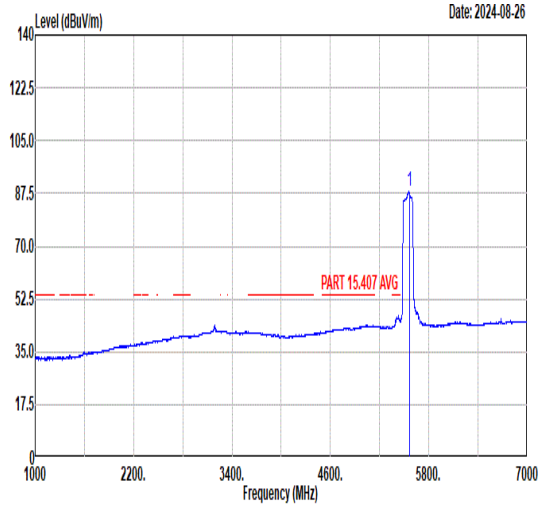 Freq Level Limit Line Margin (dB) Read Level Ant Factor Cable Loss Preamp Factor APos TPos Remark MHz dBuV/m dBuV/m dBuV dB/m dB dB cm deg 1 5570.00 88.02 ------ ------ 73.90 34.87 11.50 32.25 360 357 AVERAGE

Mode	80	
	Band Edge - R	
	U-NII-2C_5.15-5.35_802.11be EHT160_CH114_Puncturing 40M ❹_5570MHz	
ANT	CDD 9+15	
Pol.	Vertical	Fundamental
Peak	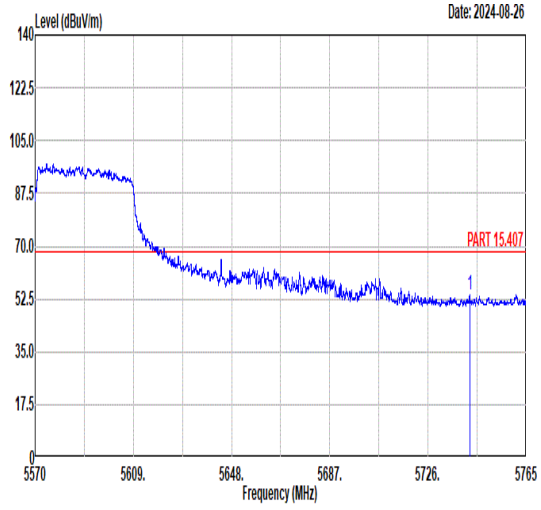 Freq Level Limit Line Margin (dB) Read Level Ant Factor Cable Loss Preamp Factor APos TPos Remark MHz dBuV/m dBuV/m dBuV dB/m dB dB cm deg 1 5742.50 53.72 68.30 -14.58 39.33 35.14 11.65 32.40 360 357 PEAK	Blank

Mode	81	
	Band Edge - L	
	U-NII-3_5.725-5.85_802.11be EHT80_CH155_Puncturing 20M ❹_5775MHz	
ANT	CDD 9+15	
Pol.	Horizontal	Fundamental
Peak	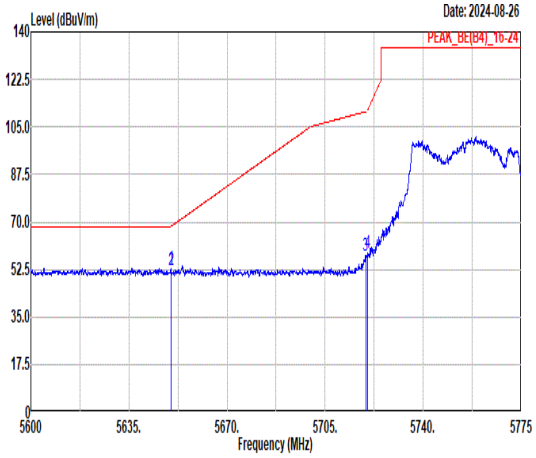 Freq Level Limit Line Margin (dB) Read Level Ant Factor Cable Loss Preamp Factor APos TPos Remark 1 5649.98 52.91 68.30 -15.39 38.54 35.01 11.69 32.33 307 326 PEAK 2 5650.02 52.44 68.31 -15.87 38.07 35.01 11.69 32.33 307 326 PEAK 3 5719.46 57.60 110.65 -53.05 43.21 35.11 11.66 32.38 307 326 PEAK 4 5720.16 58.61 111.15 -52.54 44.22 35.11 11.66 32.38 307 326 PEAK	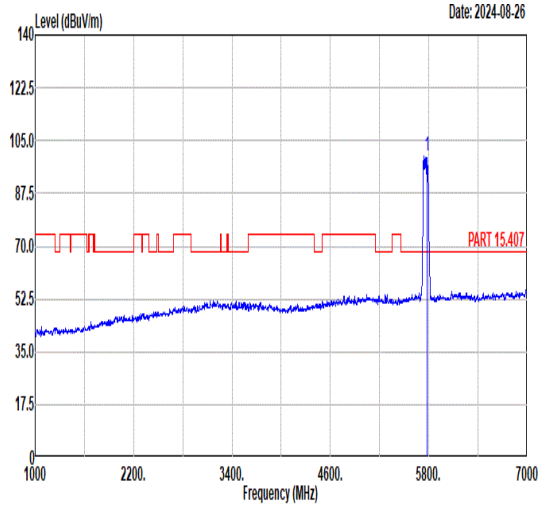 Freq Level Limit Line Margin (dB) Read Level Ant Factor Cable Loss Preamp Factor APos TPos Remark 1 5775.00 99.77 ------ ------ 85.39 35.13 11.65 32.40 307 326 PEAK
Avg	Blank	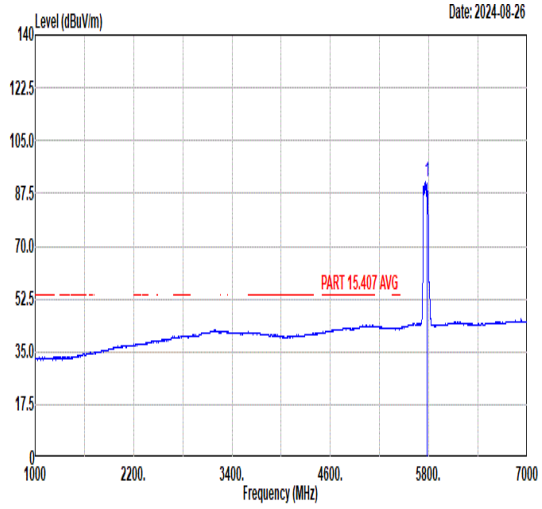 Freq Level Limit Line Margin (dB) Read Level Ant Factor Cable Loss Preamp Factor APos TPos Remark 1 5775.00 91.23 ------ ------ 76.84 35.16 11.64 32.41 307 326 AVERAGE

Mode	81	
	Band Edge - R	
	U-NII-3_5.725-5.85_802.11be EHT80_CH155_Puncturing 20M ❹_5775MHz	
ANT	CDD 9+15	
Pol.	Horizontal	Fundamental
Peak	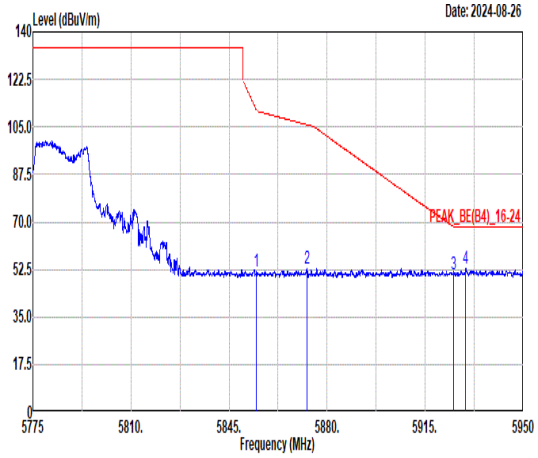 Freq Level Limit Line Margin (dB) Read Level Ant Factor Cable Loss Preamp Factor APos TPos Remark MHz dBuV/m dBuV/m dBuV dB/m dB dB cm deg 1 5854.73 51.82 111.42 -59.60 37.49 35.30 11.52 32.49 307 326 PEAK 2 5872.74 52.84 105.83 -52.99 38.53 35.32 11.49 32.50 307 326 PEAK 3 5924.99 50.83 68.21 -17.38 36.58 35.39 11.40 32.54 307 326 PEAK 4 5929.46 53.08 68.30 -15.22 38.83 35.40 11.40 32.55 307 326 PEAK	Blank

Mode	81
	Band Edge - L
	U-NII-3_5.725-5.85_802.11be EHT80_CH155_Puncturing 20M ❹_5775MHz
ANT	CDD 9+15

Pol.	Vertical	Fundamental
Peak	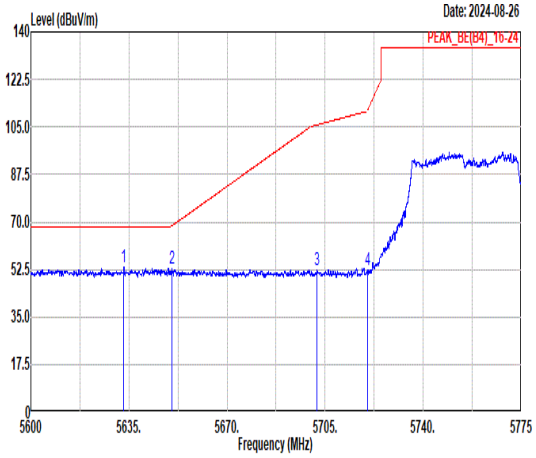 Freq Level Limit Line Margin (dB) Read Level Ant Factor Cable Loss Preamp Factor APos TPos Remark 1 5633.16 53.34 68.30 -14.96 38.96 34.99 11.70 32.31 354 27 PEAK 2 5650.31 52.67 68.53 -15.86 38.30 35.01 11.69 32.33 354 27 PEAK 3 5702.11 52.32 105.79 -53.47 37.95 35.08 11.66 32.37 354 27 PEAK 4 5720.16 52.54 111.15 -58.61 38.15 35.11 11.66 32.38 354 27 PEAK	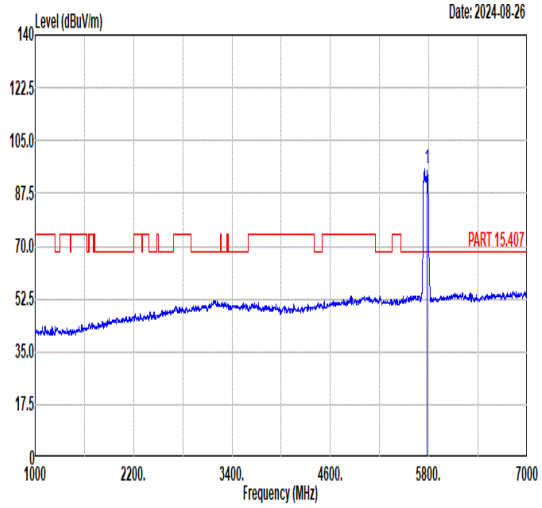 Freq Level Limit Line Margin (dB) Read Level Ant Factor Cable Loss Preamp Factor APos TPos Remark 1 5775.00 95.48 ------ ------ 81.09 35.15 11.64 32.40 354 27 PEAK
Avg	Blank	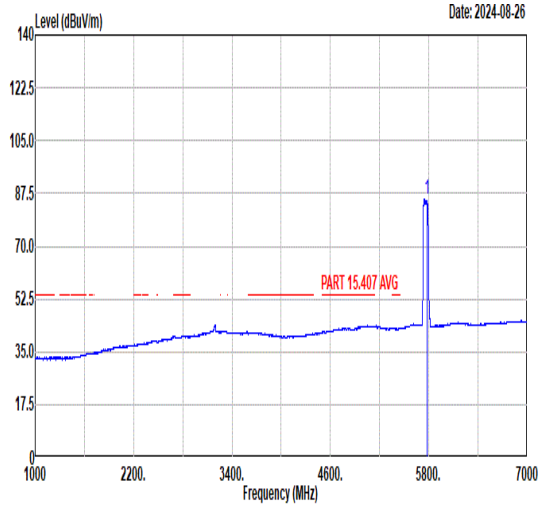 Freq Level Limit Line Margin (dB) Read Level Ant Factor Cable Loss Preamp Factor APos TPos Remark 1 5775.00 85.84 ------ ------ 71.45 35.15 11.64 32.40 354 27 AVERAGE

Mode	81	
	Band Edge - R	
	U-NII-3_5.725-5.85_802.11be EHT80_CH155_Puncturing 20M ❹_5775MHz	
ANT	CDD 9+15	
Pol.	Vertical	Fundamental
Peak	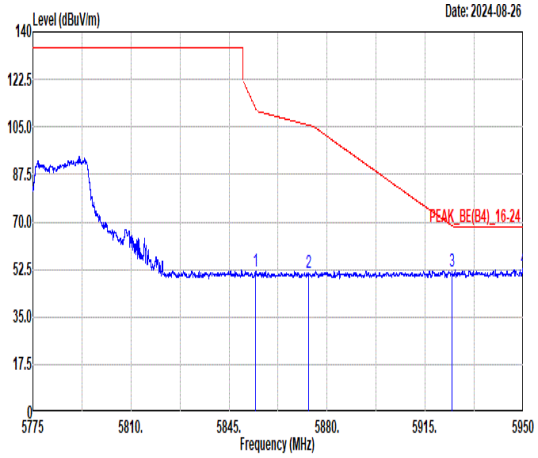 Freq Level Limit Line Margin (dB) Read Level Ant Factor Cable Loss Preamp Factor APos TPos Remark MHz dBuV/m dBuV/m dBuV dB/m dB dB cm deg 1 5854.54 51.78 111.85 -60.07 37.45 35.30 11.52 32.49 354 27 PEAK 2 5873.46 51.01 105.63 -54.62 36.70 35.32 11.49 32.50 354 27 PEAK 3 5924.54 51.97 68.54 -16.57 37.72 35.39 11.40 32.54 354 27 PEAK 4 5949.91 53.00 68.30 -15.30 38.77 35.43 11.36 32.56 354 27 PEAK	Blank

Mode	82	
	Band Edge - L	
	U-NII-1_5.15-5.25_802.11be EHT80_CH42_Large RU 484+242 ❹_5210MHz	
ANT	CDD 9+15	
Pol.	Horizontal	Fundamental
Peak	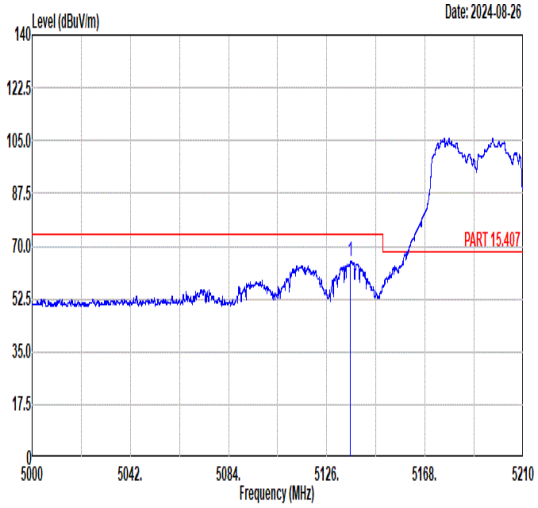 Freq Level Limit Line Margin (dB) Read Level Ant Factor Cable Loss Preamp Factor APos TPos Remark MHz dBuV/m dBuV/m dBuV dB/m dB dB cm deg 1 5136.19 64.85 74.00 -9.15 50.65 34.87 11.09 31.76 305 314 PEAK	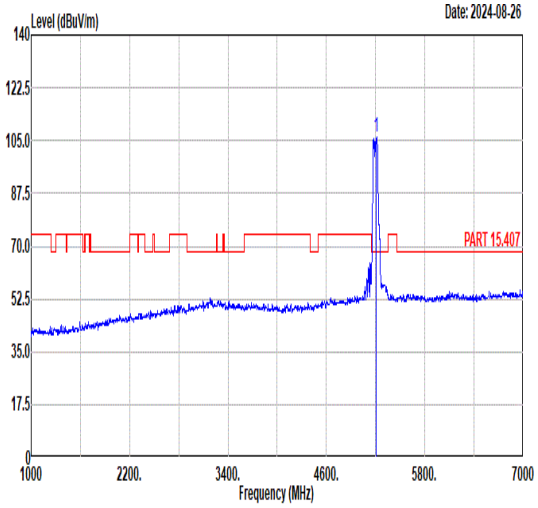 Freq Level Limit Line Margin (dB) Read Level Ant Factor Cable Loss Preamp Factor APos TPos Remark MHz dBuV/m dBuV/m dBuV dB/m dB dB cm deg 1 5210.00 106.11 ------ ------ 92.06 34.86 11.05 31.86 305 314 PEAK
Avg	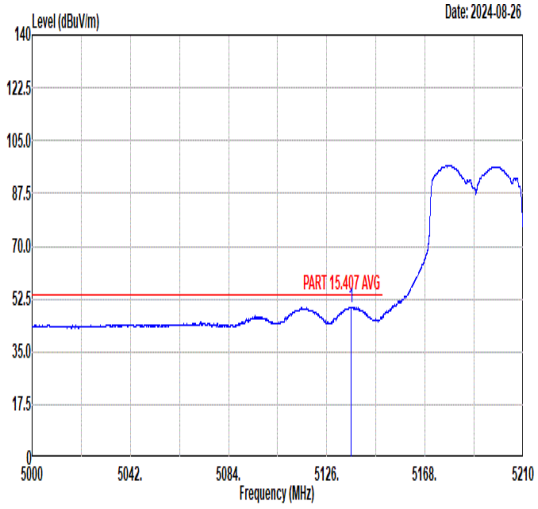 Freq Level Limit Line Margin (dB) Read Level Ant Factor Cable Loss Preamp Factor APos TPos Remark MHz dBuV/m dBuV/m dBuV dB/m dB dB cm deg 1 5136.40 49.89 54.00 -4.11 35.69 34.87 11.09 31.76 305 314 AVERAGE	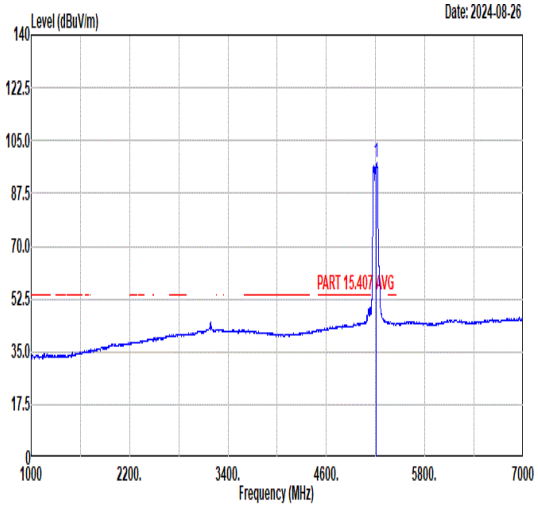 Freq Level Limit Line Margin (dB) Read Level Ant Factor Cable Loss Preamp Factor APos TPos Remark MHz dBuV/m dBuV/m dBuV dB/m dB dB cm deg 1 5210.00 97.48 ------ ------ 83.43 34.86 11.05 31.86 305 314 AVERAGE

Mode	82	
	Band Edge - R	
	U-NII-1_5.15-5.25_802.11be EHT80_CH42_Large RU 484+242 ❹_5210MHz	
ANT	CDD 9+15	
Pol.	Horizontal	Fundamental
Peak	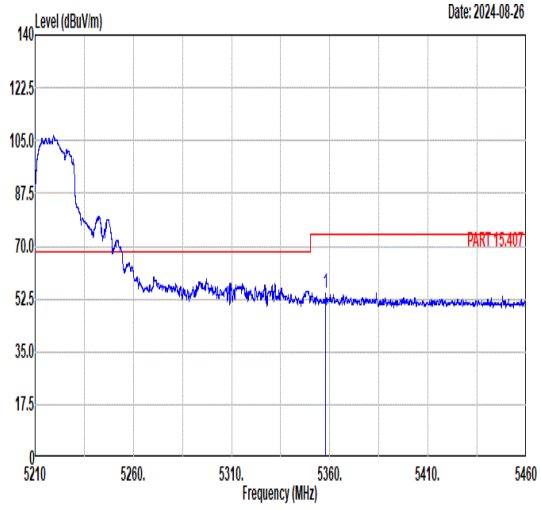 Freq Level Limit Line Margin (dB) Read Level Ant Factor Cable Loss Preamp Factor APos TPos Remark MHz dBuV/m dBuV/m dBuV dB/m dB dB cm deg 1 5357.88 54.30 74.00 -19.70 40.57 34.83 10.94 32.04 305 314 PEAK	Blank
Avg	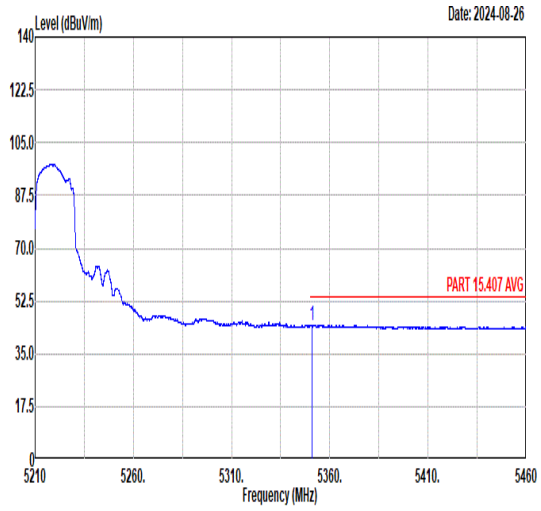 Freq Level Limit Line Margin (dB) Read Level Ant Factor Cable Loss Preamp Factor APos TPos Remark MHz dBuV/m dBuV/m dBuV dB/m dB dB cm deg 1 5351.15 44.38 54.00 -9.62 30.64 34.83 10.94 32.03 305 314 AVERAGE	Blank

Mode	82	
	Band Edge - L	
	U-NII-1_5.15-5.25_802.11be EHT80_CH42_Large RU 484+242 ❹_5210MHz	
ANT	CDD 9+15	
Pol.	Vertical	Fundamental
Peak	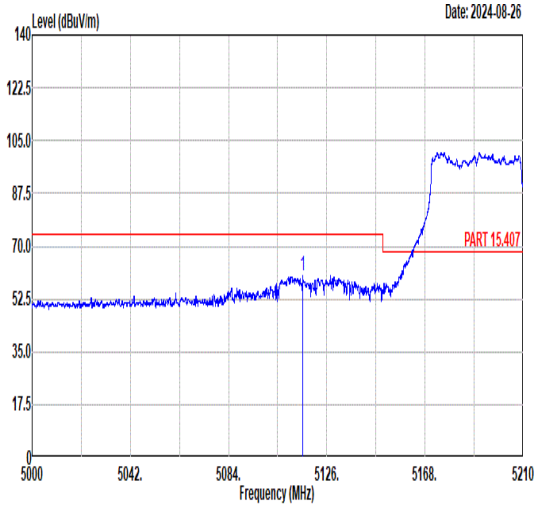 Freq Level Limit Line Margin (dB) Read Level Ant Factor Cable Loss Preamp Factor APos TPos Remark MHz dBuV/m dBuV/m dBuV dB/m dB dB cm deg 1 5115.63 60.14 74.00 -13.86 45.90 34.88 11.10 31.74 354 357 PEAK	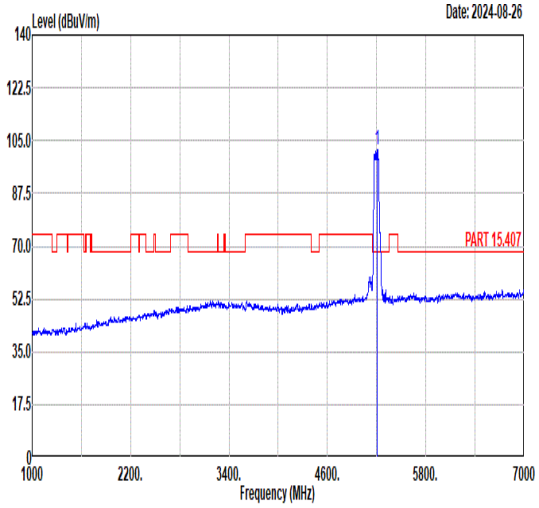 Freq Level Limit Line Margin (dB) Read Level Ant Factor Cable Loss Preamp Factor APos TPos Remark MHz dBuV/m dBuV/m dBuV dB/m dB dB cm deg 1 5210.00 102.02 ------ ------ 87.97 34.86 11.05 31.86 354 357 PEAK
Avg	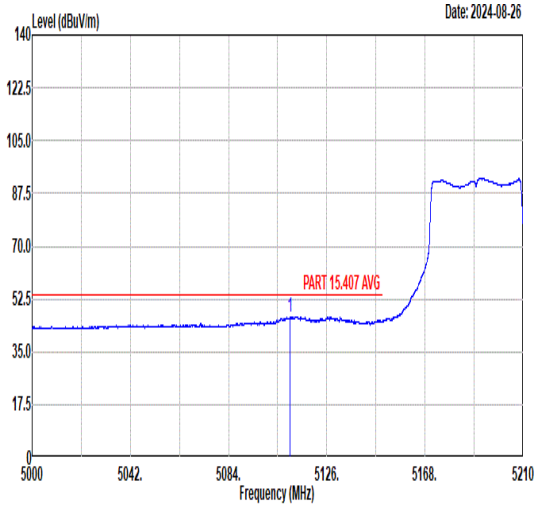 Freq Level Limit Line Margin (dB) Read Level Ant Factor Cable Loss Preamp Factor APos TPos Remark MHz dBuV/m dBuV/m dBuV dB/m dB dB cm deg 1 5110.38 46.52 54.00 -7.48 32.26 34.88 11.11 31.73 354 357 AVERAGE	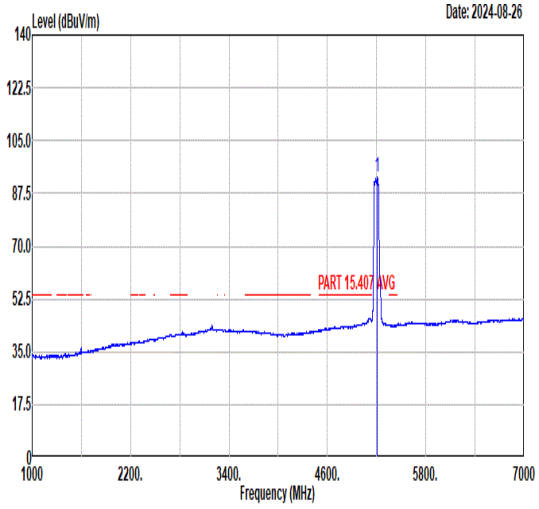 Freq Level Limit Line Margin (dB) Read Level Ant Factor Cable Loss Preamp Factor APos TPos Remark MHz dBuV/m dBuV/m dBuV dB/m dB dB cm deg 1 5210.00 92.91 ------ ------ 78.85 34.86 11.05 31.85 354 357 AVERAGE

Mode	82	
	Band Edge - R	
	U-NII-1_5.15-5.25_802.11be EHT80_CH42_Large RU 484+242 ❹_5210MHz	
ANT	CDD 9+15	
Pol.	Vertical	Fundamental
Peak	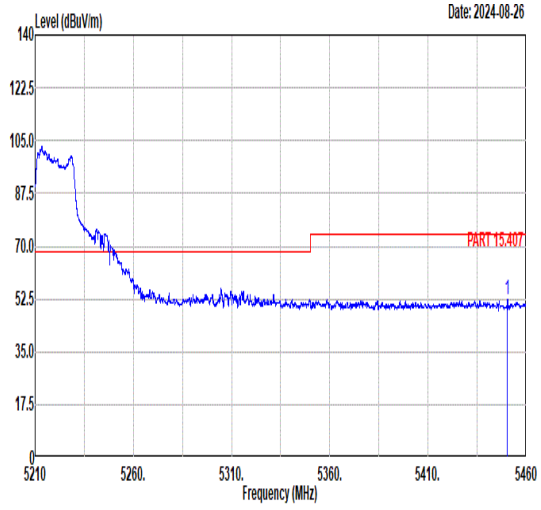 Freq Level Limit Line Margin (dB) Read Level Ant Factor Cable Loss Preamp Factor APos TPos Remark MHz dBuV/m dBuV/m dBuV dB/m dB dB cm deg 1 5450.38 52.12 74.00 -21.88 38.38 34.81 11.08 32.15 354 357 PEAK	Blank
Avg	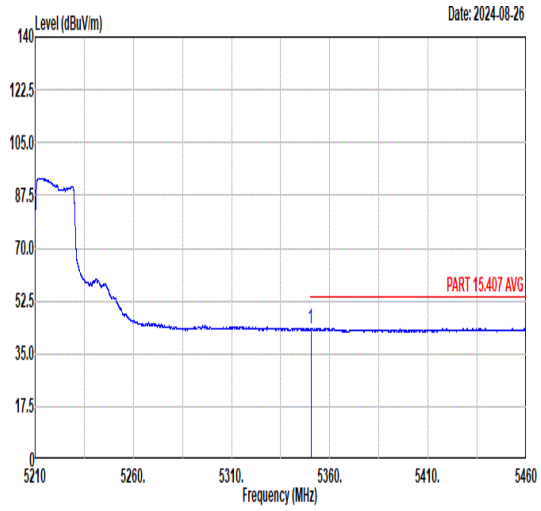 Freq Level Limit Line Margin (dB) Read Level Ant Factor Cable Loss Preamp Factor APos TPos Remark MHz dBuV/m dBuV/m dBuV dB/m dB dB cm deg 1 5350.35 43.51 54.00 -10.49 29.77 34.83 10.94 32.03 354 357 AVERAGE	Blank

Mode	83	
	Band Edge - L	
	U-NII-2A_5.25-5.35_802.11be EHT80_CH58_Large RU 484+242 ❶ _5290MHz	
ANT	CDD 9+15	
Pol.	Horizontal	Fundamental
Peak	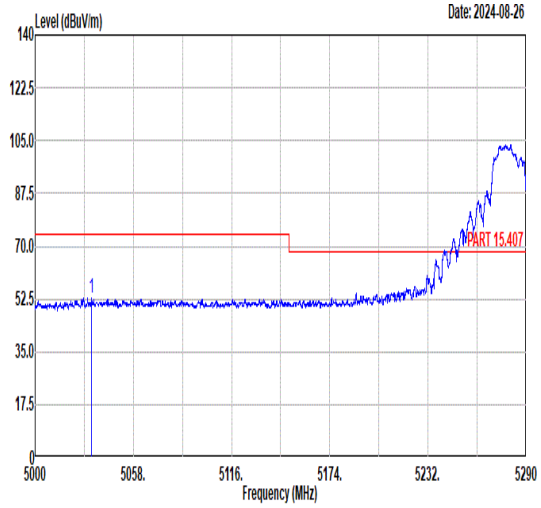 Freq Level Limit Line Margin Read Level Ant Factor Cable Loss Preamp Factor APos TPos Remark MHz dBuV/m dBuV/m dB dBuV dB/m dB dB cm deg 1 5033.23 52.74 74.00 -21.26 38.34 34.89 11.15 31.64 320 307 PEAK	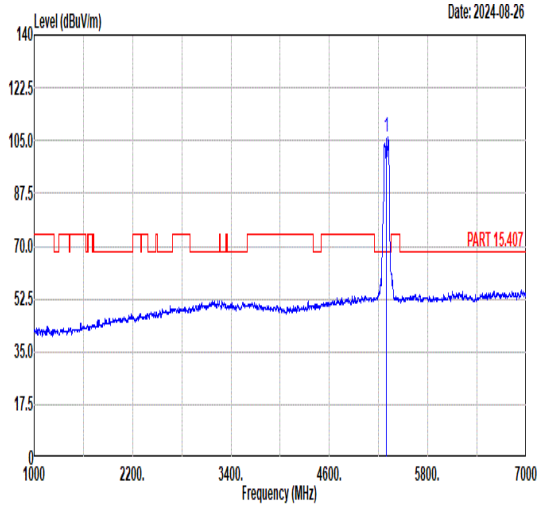 Freq Level Limit Line Margin Read Level Ant Factor Cable Loss Preamp Factor APos TPos Remark MHz dBuV/m dBuV/m dB dBuV dB/m dB dB cm deg 1 5290.00 106.05 ------ ------ 92.23 34.84 10.97 31.99 320 307 PEAK
Avg	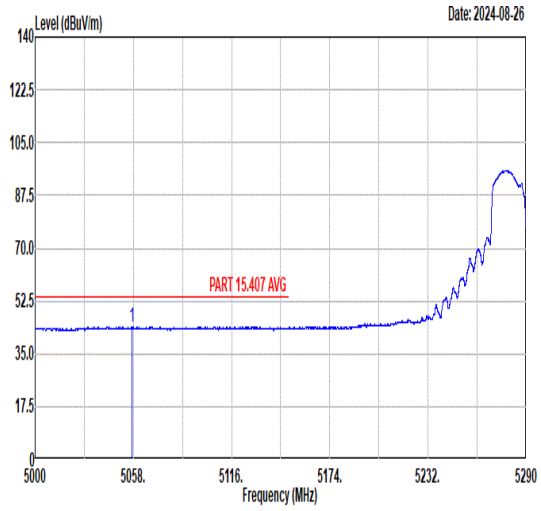 Freq Level Limit Line Margin Read Level Ant Factor Cable Loss Preamp Factor APos TPos Remark MHz dBuV/m dBuV/m dB dBuV dB/m dB dB cm deg 1 5057.01 43.90 54.00 -10.10 29.54 34.89 11.14 31.67 320 307 AVERAGE	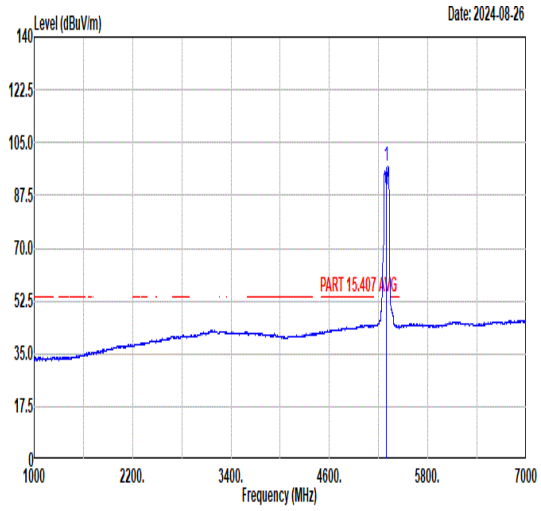 Freq Level Limit Line Margin Read Level Ant Factor Cable Loss Preamp Factor APos TPos Remark MHz dBuV/m dBuV/m dB dBuV dB/m dB dB cm deg 1 5290.00 97.00 ------ ------ 83.18 34.84 10.97 31.99 320 307 AVERAGE

Mode	83	
	Band Edge - R	
	U-NII-2A_5.25-5.35_802.11be EHT80_CH58_Large RU 484+242 ❶ _5290MHz	
ANT	CDD 9+15	
Pol.	Horizontal	Fundamental
Peak	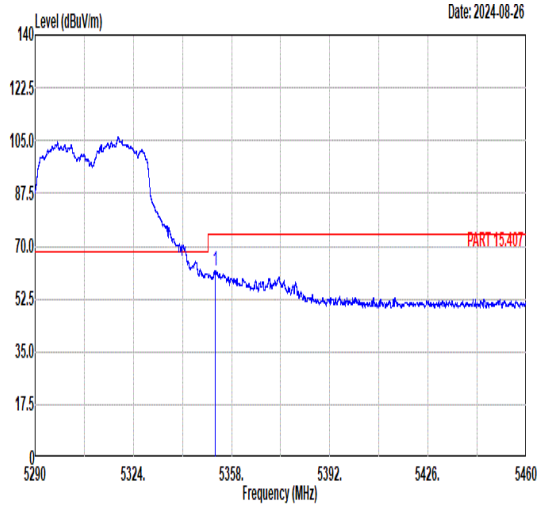 Freq Level Limit Line Margin Read Level Ant Factor Cable Loss Preamp Factor APos TPos Remark MHz dBuV/m dBuV/m dB dBuV dB/m dB dB cm deg 1 5352.27 61.91 74.00 -12.09 48.17 34.83 10.94 32.03 320 307 PEAK	Blank
Avg	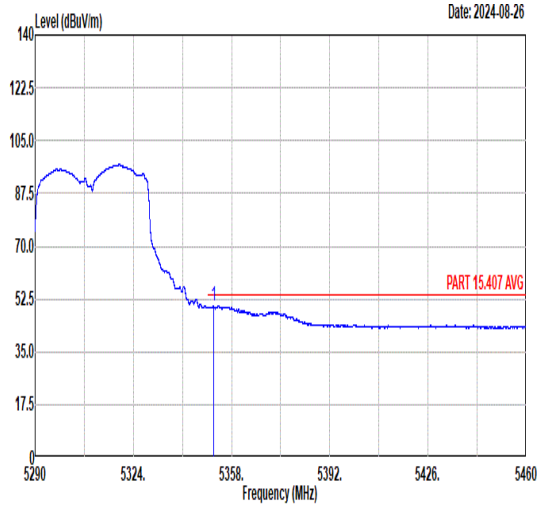 Freq Level Limit Line Margin Read Level Ant Factor Cable Loss Preamp Factor APos TPos Remark MHz dBuV/m dBuV/m dB dBuV dB/m dB dB cm deg 1 5351.73 50.11 54.00 -3.89 36.37 34.83 10.94 32.03 320 307 AVERAGE	Blank

Mode	83	
	Band Edge - L	
	U-NII-2A_5.25-5.35_802.11be EHT80_CH58_Large RU 484+242 ❶ _5290MHz	
ANT	CDD 9+15	
Pol.	Vertical	Fundamental
Peak	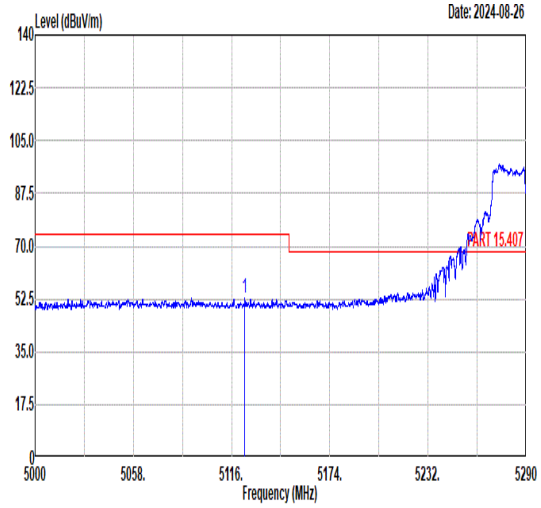 Freq Level Limit Line Margin Read Level Ant Factor Cable Loss Preamp Factor APos TPos Remark MHz dBuV/m dBuV/m dB dBuV dB/m dB dB cm deg 1 5123.69 52.76 74.00 -21.24 38.53 34.88 11.10 31.75 388 349 PEAK	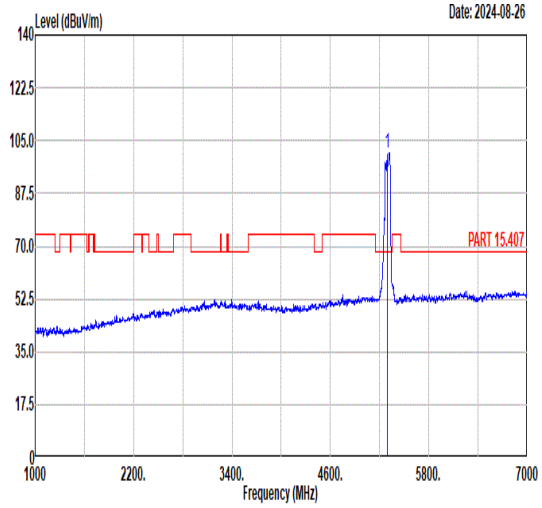 Freq Level Limit Line Margin Read Level Ant Factor Cable Loss Preamp Factor APos TPos Remark MHz dBuV/m dBuV/m dB dBuV dB/m dB dB cm deg 1 5290.00 100.74 ------ ------ 86.91 34.84 10.97 31.98 388 349 PEAK
Avg	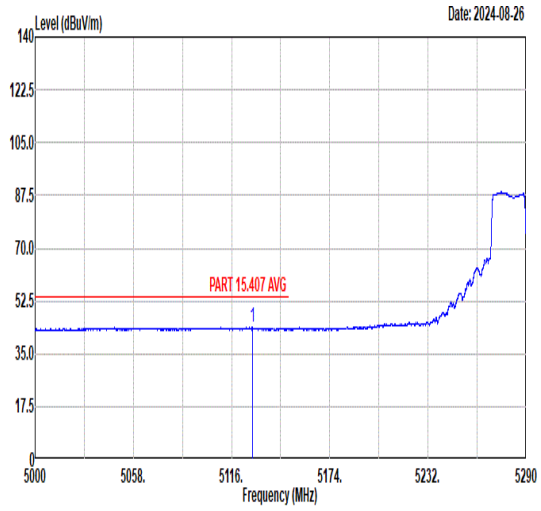 Freq Level Limit Line Margin Read Level Ant Factor Cable Loss Preamp Factor APos TPos Remark MHz dBuV/m dBuV/m dB dBuV dB/m dB dB cm deg 1 5128.35 43.90 54.00 -10.10 29.68 34.87 11.10 31.75 388 349 AVERAGE	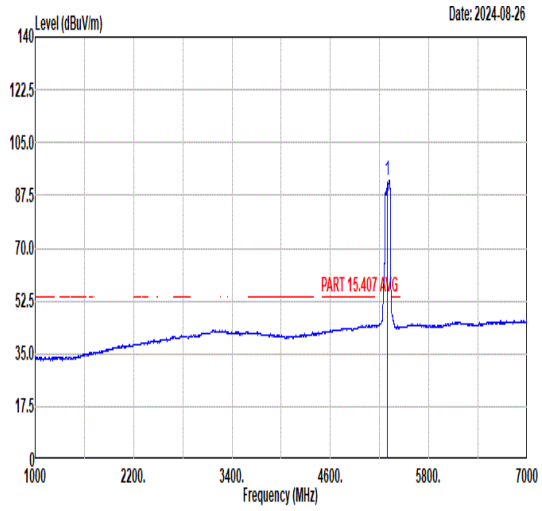 Freq Level Limit Line Margin Read Level Ant Factor Cable Loss Preamp Factor APos TPos Remark MHz dBuV/m dBuV/m dB dBuV dB/m dB dB cm deg 1 5290.00 92.59 ------ ------ 78.77 34.84 10.97 31.99 388 349 AVERAGE

Mode	83	
	Band Edge - R	
	U-NII-2A_5.25-5.35_802.11be EHT80_CH58_Large RU 484+242 ❶ _5290MHz	
ANT	CDD 9+15	
Pol.	Vertical	Fundamental
Peak	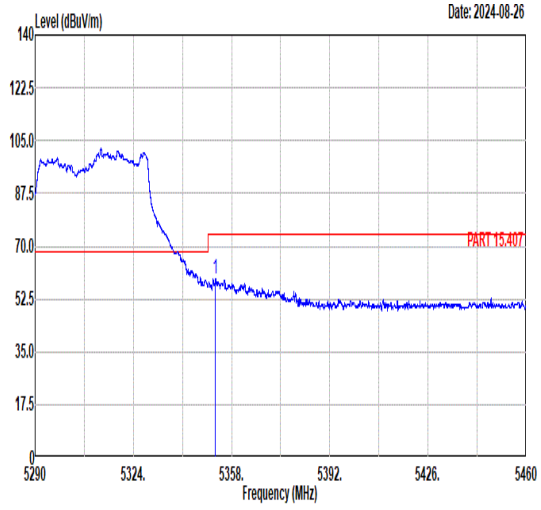 Freq Level Limit Line Margin Read Level Ant Factor Cable Loss Preamp Factor APos TPos Remark MHz dBuV/m dBuV/m dB dBuV dB/m dB dB cm deg 1 5352.48 59.24 74.00 -14.76 45.50 34.83 10.94 32.03 388 349 PEAK	Blank
Avg	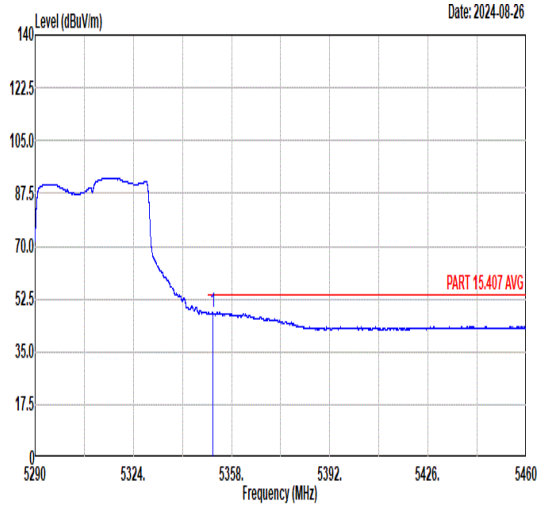 Freq Level Limit Line Margin Read Level Ant Factor Cable Loss Preamp Factor APos TPos Remark MHz dBuV/m dBuV/m dB dBuV dB/m dB dB cm deg 1 5351.47 48.02 54.00 -5.98 34.28 34.83 10.94 32.03 388 349 AVERAGE	Blank

Mode	84
	Band Edge - L
	U-NII-2C_5.47-5.725_802.11be EHT80_CH106_Large RU 484+242 ❶_5530MHz
ANT	CDD 9+15

Pol.	Horizontal	Fundamental
Peak	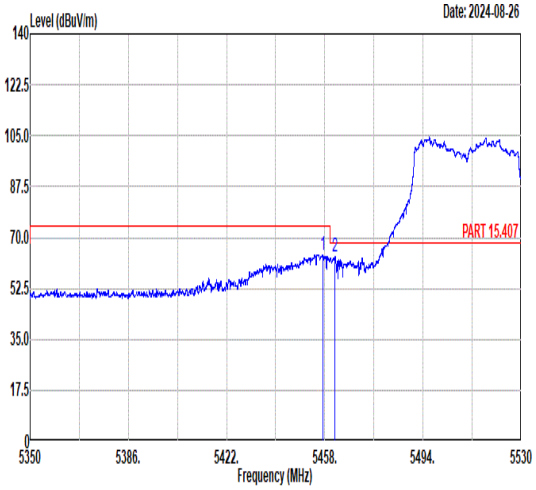 Freq Level Limit Line Margin Read Level Ant Factor Cable Loss Preamp Factor APos TPos Remark MHz dBuV/m dBuV/m dB dBuV dB/m dB dB cm deg 1 5457.19 64.06 74.00 -9.94 50.30 34.81 11.11 32.16 319 330 PEAK 2 5461.71 63.55 68.30 -4.75 49.78 34.81 11.13 32.17 319 330 PEAK	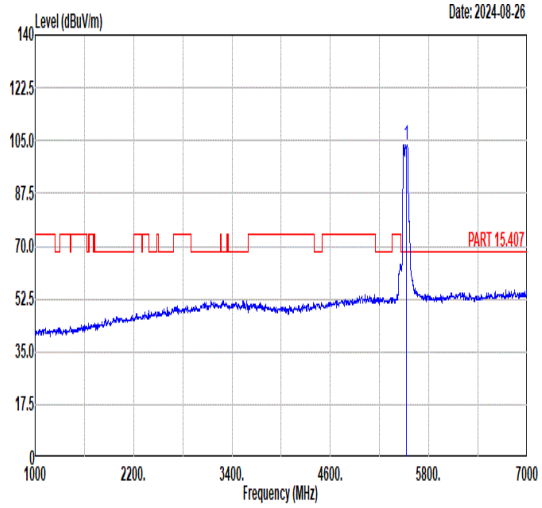 Freq Level Limit Line Margin Read Level Ant Factor Cable Loss Preamp Factor APos TPos Remark MHz dBuV/m dBuV/m dB dBuV dB/m dB dB cm deg 1 5530.00 103.77 ------ ------ 89.92 34.80 11.25 32.20 319 330 PEAK
Avg	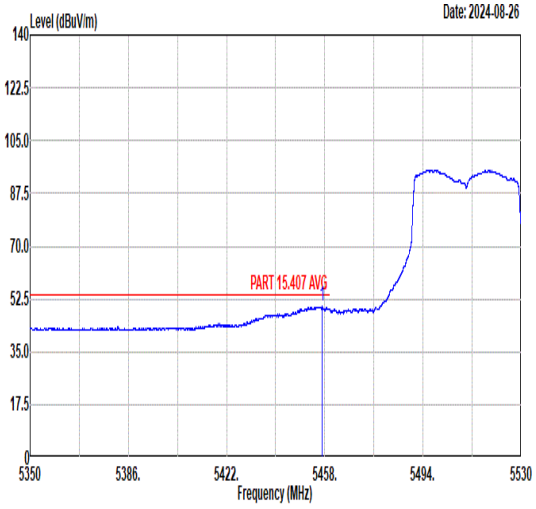 Freq Level Limit Line Margin Read Level Ant Factor Cable Loss Preamp Factor APos TPos Remark MHz dBuV/m dBuV/m dB dBuV dB/m dB dB cm deg 1 5457.01 50.21 54.00 -3.79 36.45 34.81 11.11 32.16 319 330 AVERAGE	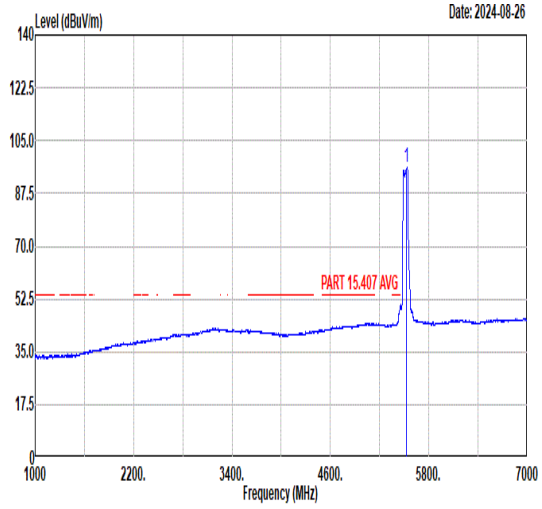 Freq Level Limit Line Margin Read Level Ant Factor Cable Loss Preamp Factor APos TPos Remark MHz dBuV/m dBuV/m dB dBuV dB/m dB dB cm deg 1 5530.00 96.16 ------ ------ 82.13 34.85 11.42 32.24 319 330 AVERAGE

Mode	84	
	Band Edge - R	
	U-NII-2C_5.47-5.725_802.11be EHT80_CH106_Large RU 484+242 ❶_5530MHz	
ANT	CDD 9+15	
Pol.	Horizontal	Fundamental
Peak	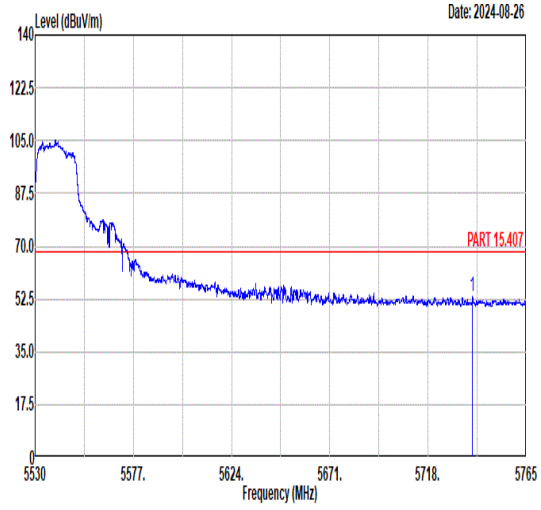 Freq Level Limit Line Margin Read Level Ant Factor Cable Loss Preamp Factor APos TPos Remark MHz dBuV/m dBuV/m dB dBuV dB/m dB dB cm deg 1 5739.29 53.36 68.30 -14.94 38.97 35.14 11.65 32.40 319 330 PEAK	Blank

Mode	84
	Band Edge - L
	U-NII-2C_5.47-5.725_802.11be EHT80_CH106_Large RU 484+242 ❶_5530MHz
ANT	CDD 9+15

Pol.	Vertical	Fundamental
Peak	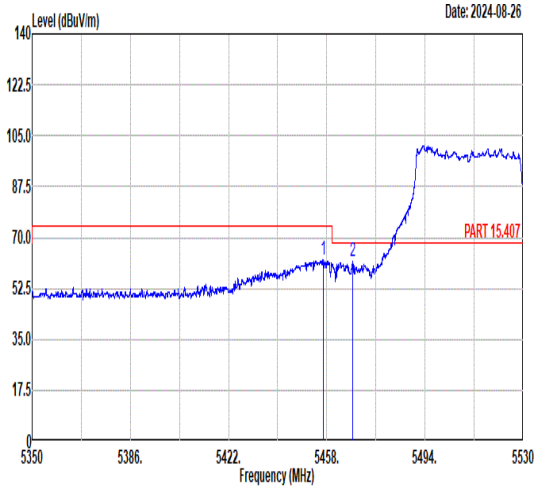 Freq Level Limit Line Margin (dB) Read Level Ant Factor Cable Loss Preamp Factor APos TPos Remark MHz dBuV/m dBuV/m dBuV dB/m dB dB cm deg 1 5456.65 62.20 74.00 -11.80 48.44 34.81 11.11 32.16 361 344 PEAK 2 5467.47 61.71 68.30 -6.59 47.92 34.81 11.15 32.17 361 344 PEAK	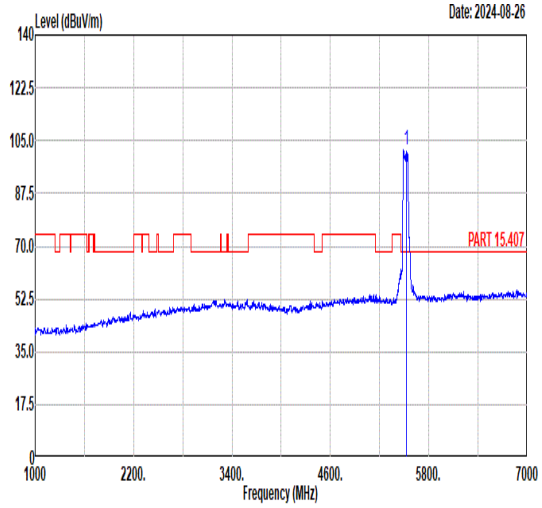 Freq Level Limit Line Margin (dB) Read Level Ant Factor Cable Loss Preamp Factor APos TPos Remark MHz dBuV/m dBuV/m dBuV dB/m dB dB cm deg 1 5530.00 102.06 ------ ------ 88.21 34.80 11.25 32.20 361 344 PEAK
Avg	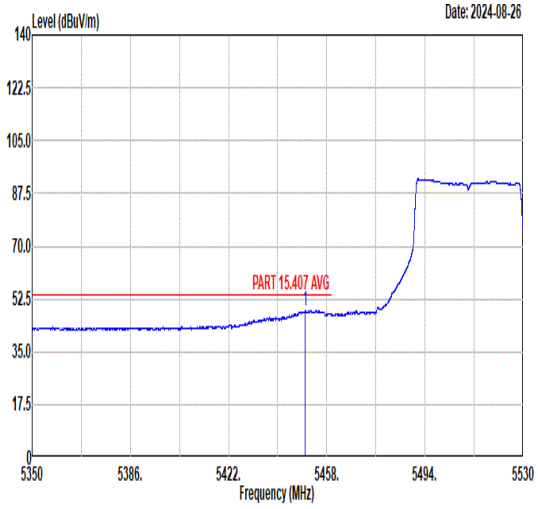 Freq Level Limit Line Margin (dB) Read Level Ant Factor Cable Loss Preamp Factor APos TPos Remark MHz dBuV/m dBuV/m dBuV dB/m dB dB cm deg 1 5450.17 48.70 54.00 -5.30 34.96 34.81 11.08 32.15 361 344 AVERAGE	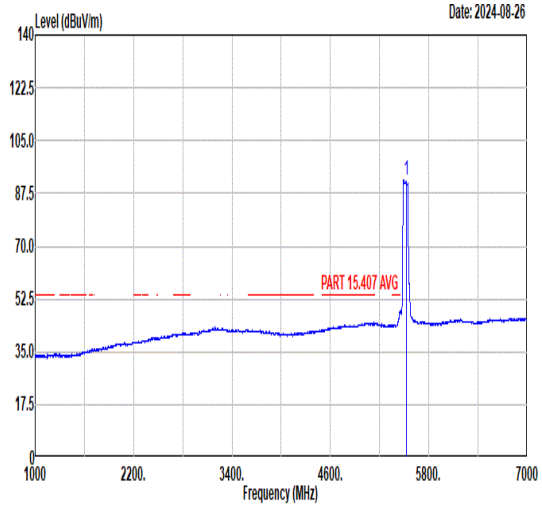 Freq Level Limit Line Margin (dB) Read Level Ant Factor Cable Loss Preamp Factor APos TPos Remark MHz dBuV/m dBuV/m dBuV dB/m dB dB cm deg 1 5530.00 92.14 ------ ------ 78.29 34.80 11.25 32.20 361 344 AVERAGE

Mode	84	
	Band Edge - R	
	U-NII-2C_5.47-5.725_802.11be EHT80_CH106_Large RU 484+242 ❶_5530MHz	
ANT	CDD 9+15	
Pol.	Vertical	Fundamental
Peak	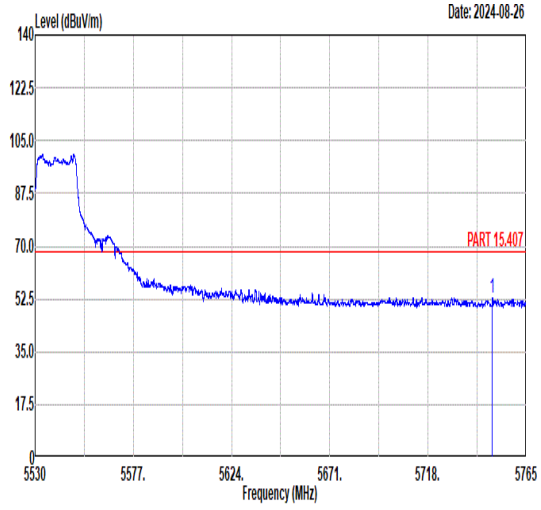 Freq Level Limit Line Margin (dB) Read Level Ant Factor Cable Loss Preamp Factor APos TPos Remark MHz dBuV/m dBuV/m dBuV dB/m dB dB cm deg 1 5748.69 52.73 68.30 -15.57 38.34 35.15 11.64 32.40 361 344 PEAK	Blank

Mode	85	
	Band Edge - L	
	U-NII-2C_5.47-5.725_802.11be EHT80_CH122_Large RU 484+242 ❶ _5610MHz	
ANT	CDD 9+15	
Pol.	Horizontal	Fundamental
Peak	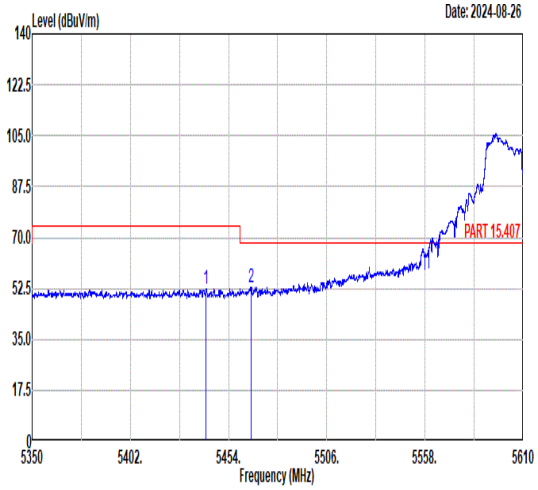 Freq Level Limit Line Margin (dB) Read Level Ant Factor Cable Loss Preamp Factor APos TPos Remark MHz dBuV/m dBuV/m dBuV dB/m dB dB cm deg 1 5442.17 52.35 74.00 -21.65 38.63 34.81 11.05 32.14 335 322 PEAK 2 5466.09 53.04 68.30 -15.26 39.25 34.81 11.15 32.17 335 322 PEAK	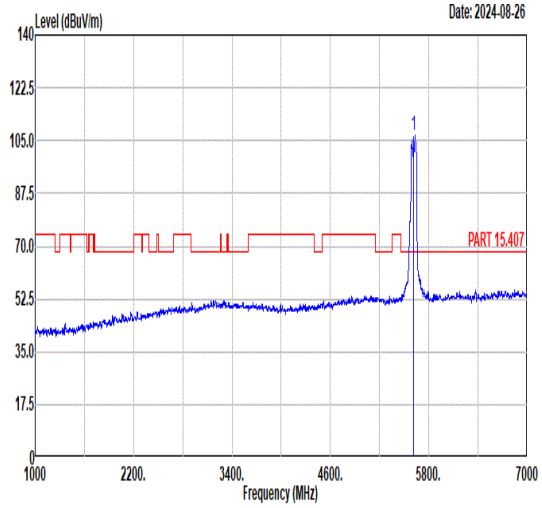 Freq Level Limit Line Margin (dB) Read Level Ant Factor Cable Loss Preamp Factor APos TPos Remark MHz dBuV/m dBuV/m dBuV dB/m dB dB cm deg 1 5610.00 106.54 ------ ------ 92.18 34.99 11.69 32.32 335 322 PEAK
Avg	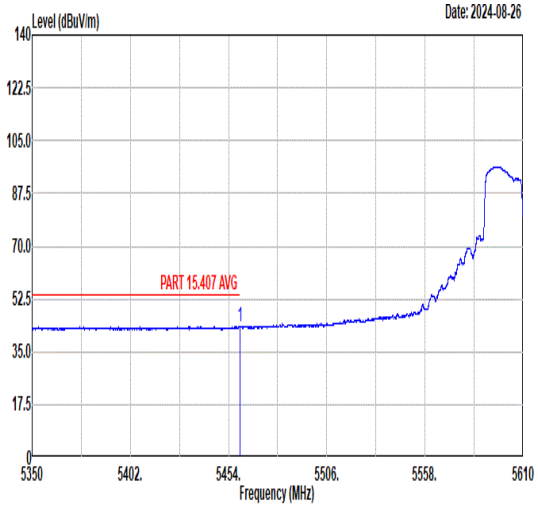 Freq Level Limit Line Margin (dB) Read Level Ant Factor Cable Loss Preamp Factor APos TPos Remark MHz dBuV/m dBuV/m dBuV dB/m dB dB cm deg 1 5459.98 43.24 54.00 -10.76 29.48 34.81 11.12 32.17 335 322 AVERAGE	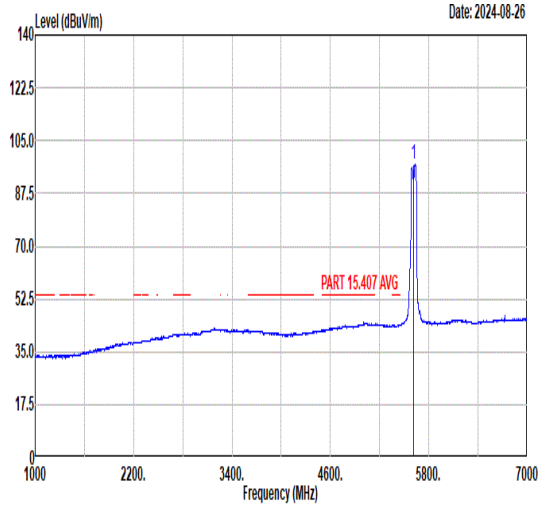 Freq Level Limit Line Margin (dB) Read Level Ant Factor Cable Loss Preamp Factor APos TPos Remark MHz dBuV/m dBuV/m dBuV dB/m dB dB cm deg 1 5610.00 97.33 ------ ------ 82.97 34.99 11.69 32.32 335 322 AVERAGE

Mode	85	
	Band Edge - R	
	U-NII-2C_5.47-5.725_802.11be EHT80_CH122_Large RU 484+242 ❶ _5610MHz	
ANT	CDD 9+15	
Pol.	Horizontal	Fundamental
Peak	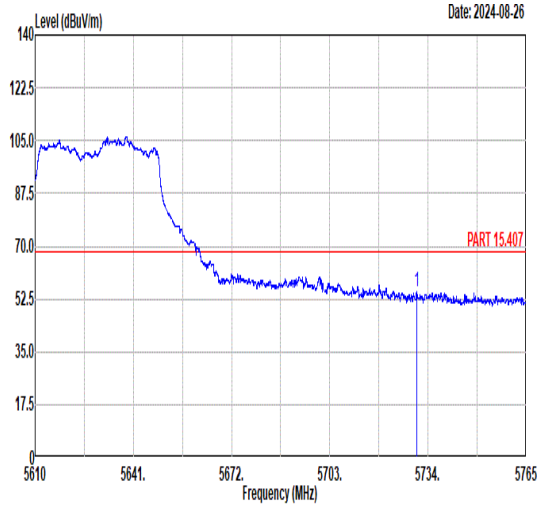 Freq Level Limit Line Margin (dB) Read Level Ant Factor Cable Loss Preamp Factor APos TPos Remark MHz dBuV/m dBuV/m dBuV dB/m dB dB cm deg 1 5730.36 55.00 68.30 -13.30 40.62 35.12 11.65 32.39 335 322 PEAK	Blank

Mode	85
	Band Edge - L
	U-NII-2C_5.47-5.725_802.11be EHT80_CH122_Large RU 484+242 ❶ _5610MHz
ANT	CDD 9+15

Pol.	Vertical	Fundamental
Peak	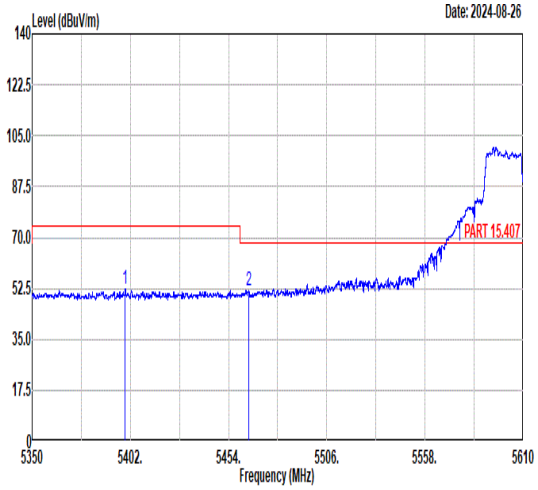 Freq Level Limit Line Margin (dB) Read Level Ant Factor Cable Loss Preamp Factor APos TPos Remark MHz dBuV/m dBuV/m dBuV dB/m dB dB cm deg 1 5399.27 52.12 74.00 -21.88 38.48 34.82 10.91 32.09 378 334 PEAK 2 5464.82 51.99 68.30 -16.31 38.21 34.81 11.14 32.17 378 334 PEAK	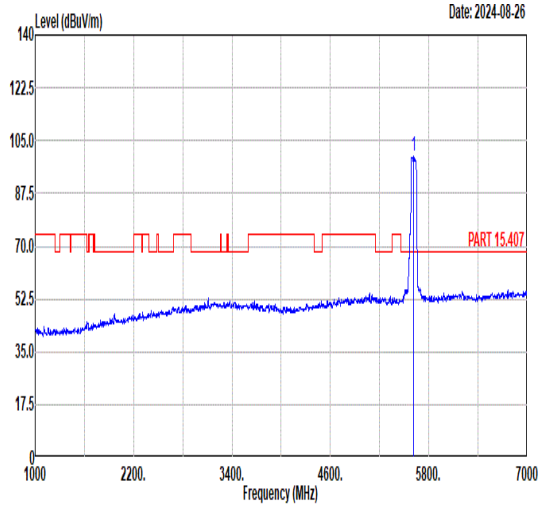 Freq Level Limit Line Margin (dB) Read Level Ant Factor Cable Loss Preamp Factor APos TPos Remark MHz dBuV/m dBuV/m dBuV dB/m dB dB cm deg 1 5610.00 99.66 ------ ------ 85.30 34.96 11.70 32.30 378 334 PEAK
Avg	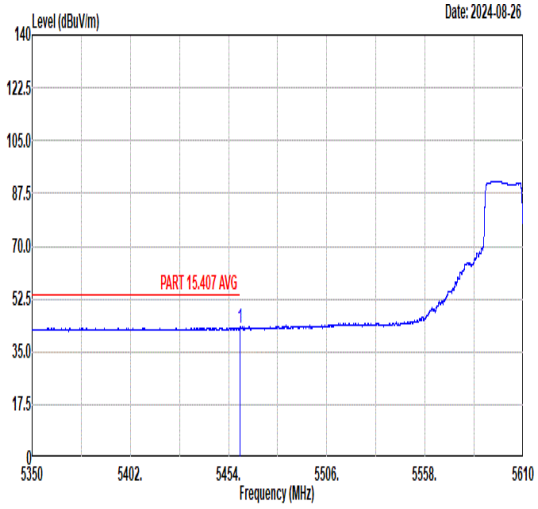 Freq Level Limit Line Margin (dB) Read Level Ant Factor Cable Loss Preamp Factor APos TPos Remark MHz dBuV/m dBuV/m dBuV dB/m dB dB cm deg 1 5459.98 42.91 54.00 -11.09 29.15 34.81 11.12 32.17 378 334 AVERAGE	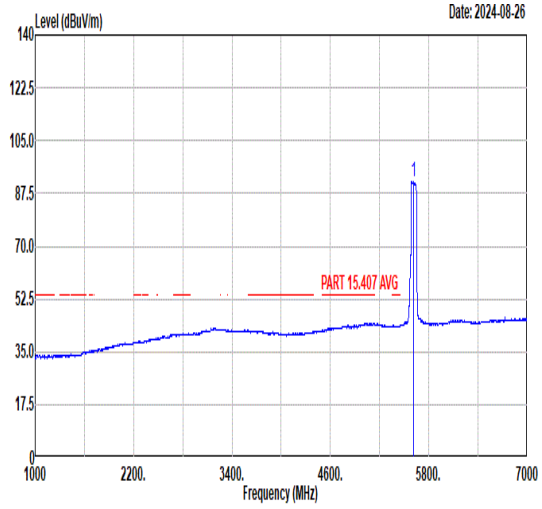 Freq Level Limit Line Margin (dB) Read Level Ant Factor Cable Loss Preamp Factor APos TPos Remark MHz dBuV/m dBuV/m dBuV dB/m dB dB cm deg 1 5610.00 91.53 ------ ------ 77.21 34.93 11.67 32.28 378 334 AVERAGE

Mode	85	
	Band Edge - R	
	U-NII-2C_5.47-5.725_802.11be EHT80_CH122_Large RU 484+242 ❶ _5610MHz	
ANT	CDD 9+15	
Pol.	Vertical	Fundamental
Peak	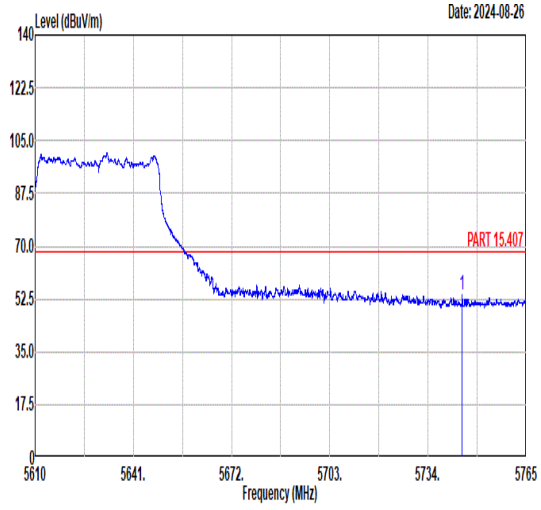 Freq Level Limit Line Margin (dB) Read Level Ant Factor Cable Loss Preamp Factor APos TPos Remark MHz dBuV/m dBuV/m dBuV dB/m dB dB cm deg 1 5744.77 53.81 68.30 -14.49 39.43 35.14 11.64 32.40 378 334 PEAK	Blank

Mode	86	
	Band Edge - L	
	U-NII-2A_5.15-5.35_802.11be EHT160_CH50_Large RU 996+484 3_5250MHz	
ANT	CDD 9+15	
Pol.	Horizontal	Fundamental
Peak	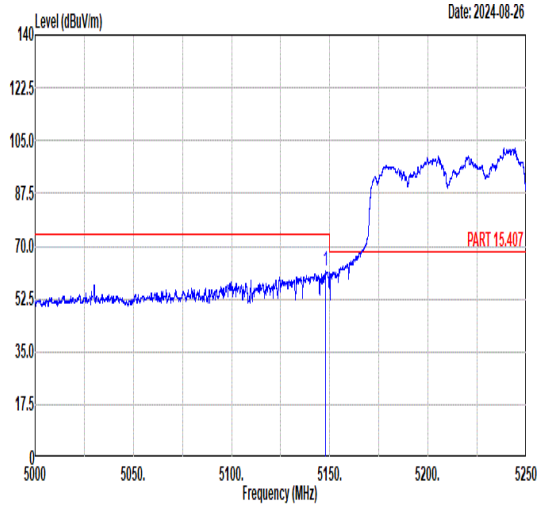 Freq Level Limit Line Margin (dB) Read Level Ant Factor Cable Loss Preamp Factor APos TPos Remark MHz dBuV/m dBuV/m dBuV dB/m dB dB cm deg 1 5147.88 61.71 74.00 -12.29 47.53 34.87 11.09 31.78 321 325 PEAK	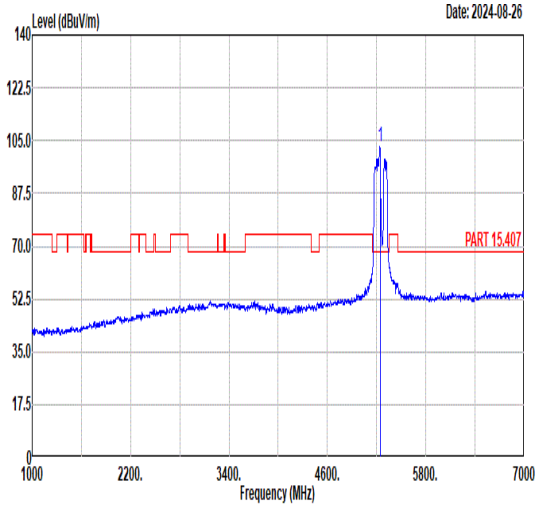 Freq Level Limit Line Margin (dB) Read Level Ant Factor Cable Loss Preamp Factor APos TPos Remark MHz dBuV/m dBuV/m dBuV dB/m dB dB cm deg 1 5250.00 102.76 ------ ------ 88.77 34.85 11.03 31.89 321 325 PEAK
Avg	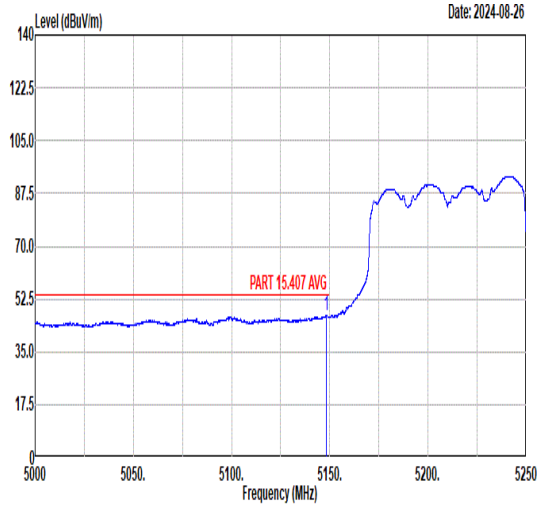 Freq Level Limit Line Margin (dB) Read Level Ant Factor Cable Loss Preamp Factor APos TPos Remark MHz dBuV/m dBuV/m dBuV dB/m dB dB cm deg 1 5148.38 47.01 54.00 -6.99 32.83 34.87 11.09 31.78 321 325 AVERAGE	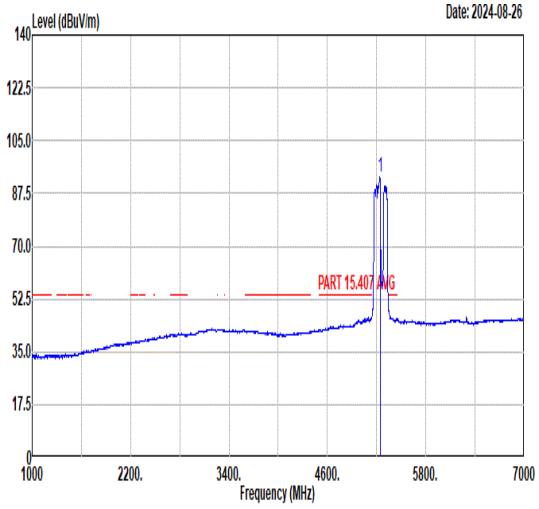 Freq Level Limit Line Margin (dB) Read Level Ant Factor Cable Loss Preamp Factor APos TPos Remark MHz dBuV/m dBuV/m dBuV dB/m dB dB cm deg 1 5250.00 92.93 ------ ------ 78.94 34.85 11.03 31.89 321 325 AVERAGE

Mode	86	
	Band Edge - R	
	U-NII-2A_5.15-5.35_802.11be EHT160_CH50_Large RU 996+484 3_5250MHz	
ANT	CDD 9+15	
Pol.	Horizontal	Fundamental
Peak	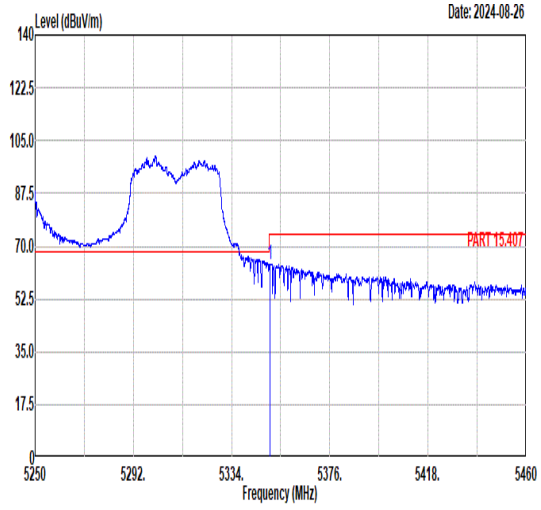 Freq Level Limit Line Margin (dB) Read Level Ant Factor Cable Loss Preamp Factor APos TPos Remark MHz dBuV/m dBuV/m dBuV dB/m dB dB cm deg 1 5350.30 64.13 74.00 -9.87 50.39 34.83 10.94 32.03 321 325 PEAK	Blank
Avg	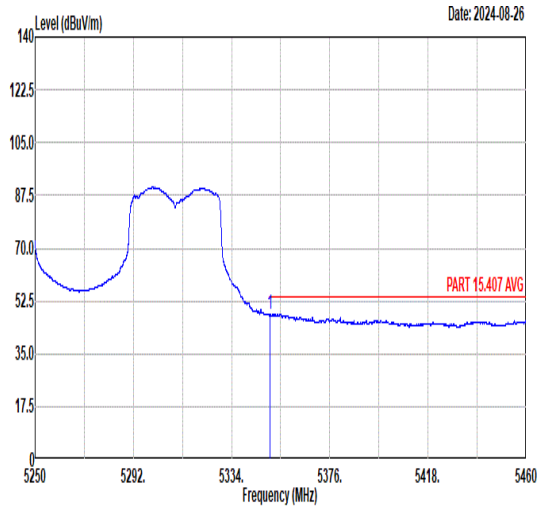 Freq Level Limit Line Margin (dB) Read Level Ant Factor Cable Loss Preamp Factor APos TPos Remark MHz dBuV/m dBuV/m dBuV dB/m dB dB cm deg 1 5350.30 48.18 54.00 -5.82 34.44 34.83 10.94 32.03 321 325 AVERAGE	Blank

Mode	86	
	Band Edge - L	
	U-NII-2A_5.15-5.35_802.11be EHT160_CH50_Large RU 996+484 3_5250MHz	
ANT	CDD 9+15	
Pol.	Vertical	Fundamental
Peak	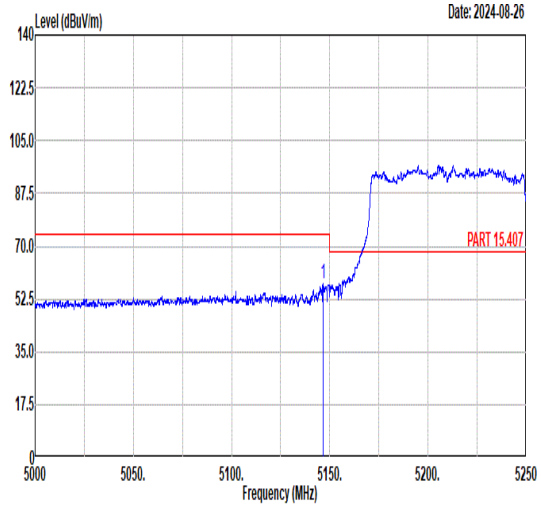 Freq Level Limit Line Margin (dB) Read Level Ant Factor Cable Loss Preamp Factor APos TPos Remark MHz dBuV/m dBuV/m dBuV dB/m dB dB cm deg 1 5146.65 57.71 74.00 -16.29 43.53 34.87 11.09 31.78 390 351 PEAK	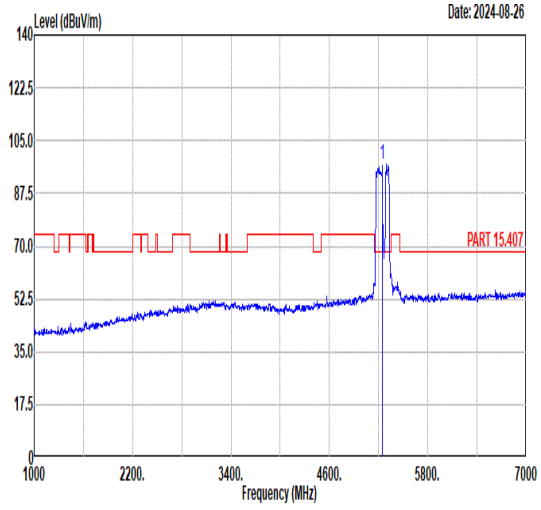 Freq Level Limit Line Margin (dB) Read Level Ant Factor Cable Loss Preamp Factor APos TPos Remark MHz dBuV/m dBuV/m dBuV dB/m dB dB cm deg 1 5250.00 97.26 ------ ------ 83.39 34.84 10.99 31.96 390 351 PEAK
Avg	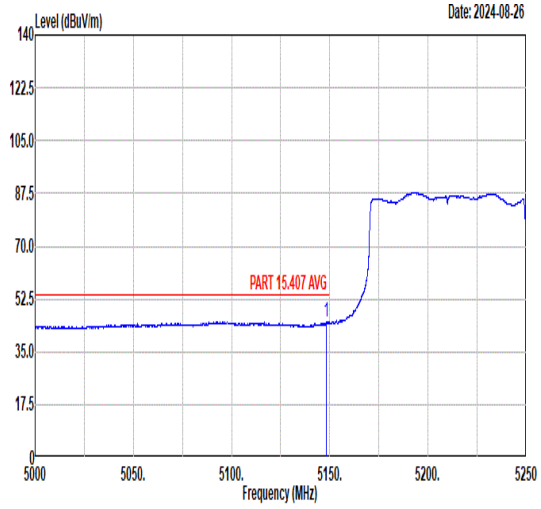 Freq Level Limit Line Margin (dB) Read Level Ant Factor Cable Loss Preamp Factor APos TPos Remark MHz dBuV/m dBuV/m dBuV dB/m dB dB cm deg 1 5148.38 45.10 54.00 -8.90 30.92 34.87 11.09 31.78 390 351 AVERAGE	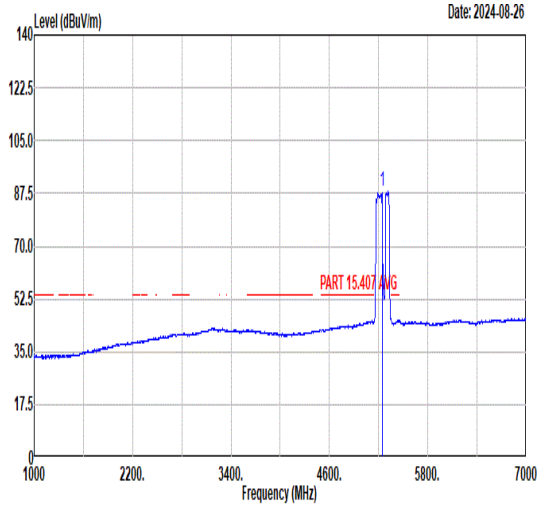 Freq Level Limit Line Margin (dB) Read Level Ant Factor Cable Loss Preamp Factor APos TPos Remark MHz dBuV/m dBuV/m dBuV dB/m dB dB cm deg 1 5250.00 88.30 ------ ------ 74.48 34.84 10.97 31.99 390 351 AVERAGE

Mode	86	
	Band Edge - R	
	U-NII-2A_5.15-5.35_802.11be EHT160_CH50_Large RU 996+484 3_5250MHz	
ANT	CDD 9+15	
Pol.	Vertical	Fundamental
Peak	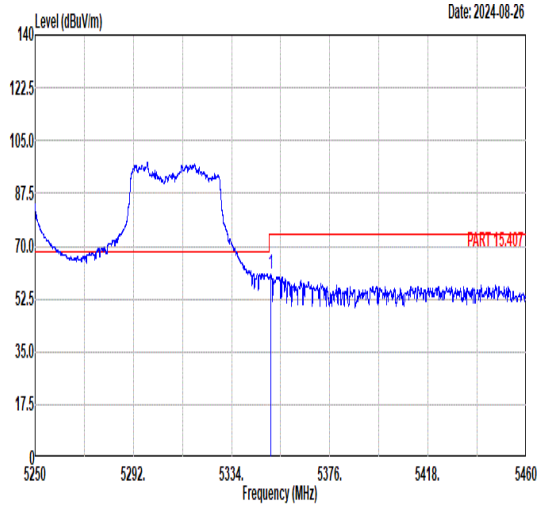 Freq Level Limit Line Margin (dB) Read Level Ant Factor Cable Loss Preamp Factor APos TPos Remark MHz dBuV/m dBuV/m dBuV dB/m dB dB cm deg 1 5350.72 60.84 74.00 -13.16 47.10 34.83 10.94 32.03 390 351 PEAK	Blank
Avg	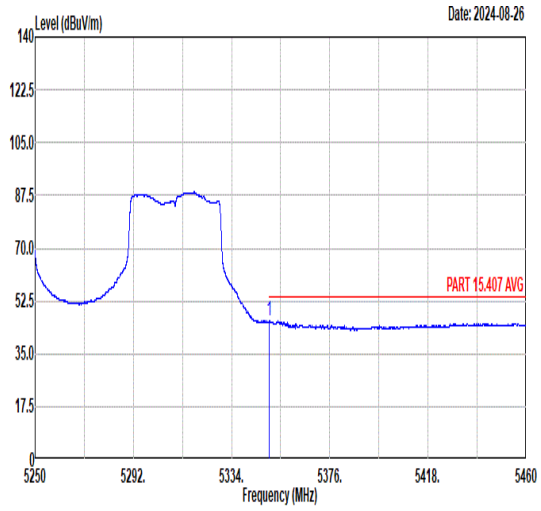 Freq Level Limit Line Margin (dB) Read Level Ant Factor Cable Loss Preamp Factor APos TPos Remark MHz dBuV/m dBuV/m dBuV dB/m dB dB cm deg 1 5350.09 45.86 54.00 -8.14 32.12 34.83 10.94 32.03 390 351 AVERAGE	Blank

Mode	87
	Band Edge - L
	U-NII-2C_5.15-5.35_802.11be EHT160_CH114_Large RU 996+484 ❶_5570MHz
ANT	CDD 9+15

Pol.	Horizontal	Fundamental
Peak	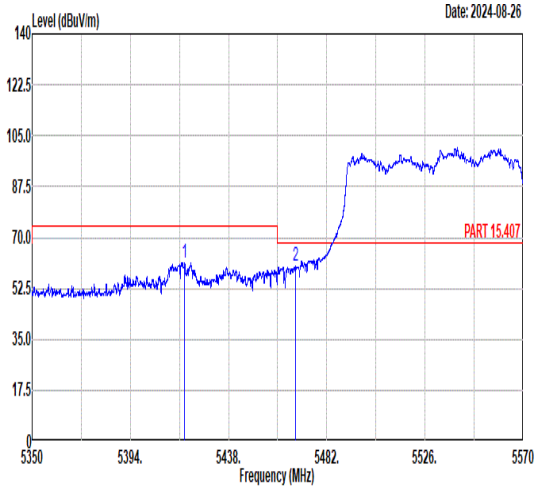 Freq Level Limit Line Margin (dB) Read Level Ant Factor Cable Loss Preamp Factor APos TPos Remark MHz dBuV/m dBuV/m dBuV dB/m dB dB cm deg 1 5418.31 61.47 74.00 -12.53 47.81 34.82 10.95 32.11 314 329 PEAK 2 5468.05 60.00 68.30 -8.30 46.22 34.81 11.15 32.18 314 329 PEAK	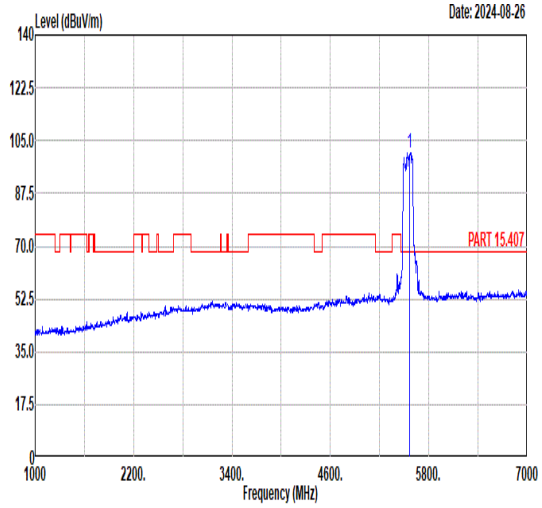 Freq Level Limit Line Margin (dB) Read Level Ant Factor Cable Loss Preamp Factor APos TPos Remark MHz dBuV/m dBuV/m dBuV dB/m dB dB cm deg 1 5570.00 101.10 ------ ------ 86.84 34.91 11.62 32.27 314 329 PEAK
Avg	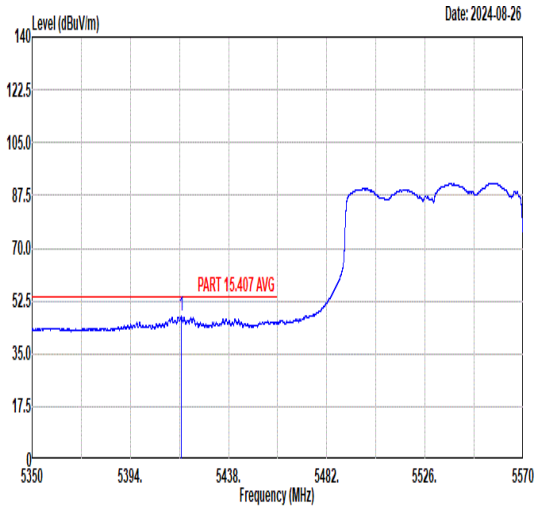 Freq Level Limit Line Margin (dB) Read Level Ant Factor Cable Loss Preamp Factor APos TPos Remark MHz dBuV/m dBuV/m dBuV dB/m dB dB cm deg 1 5416.77 47.51 54.00 -6.49 33.86 34.82 10.94 32.11 314 329 AVERAGE	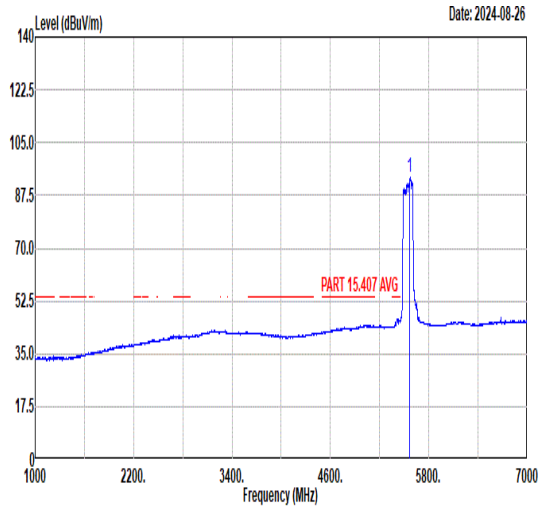 Freq Level Limit Line Margin (dB) Read Level Ant Factor Cable Loss Preamp Factor APos TPos Remark MHz dBuV/m dBuV/m dBuV dB/m dB dB cm deg 1 5570.00 93.36 ------ ------ 79.12 34.91 11.60 32.27 314 329 AVERAGE

Mode	87	
	Band Edge - R	
	U-NII-2C_5.15-5.35_802.11be EHT160_CH114_Large RU 996+484 ❹_5570MHz	
ANT	CDD 9+15	
Pol.	Horizontal	Fundamental
Peak	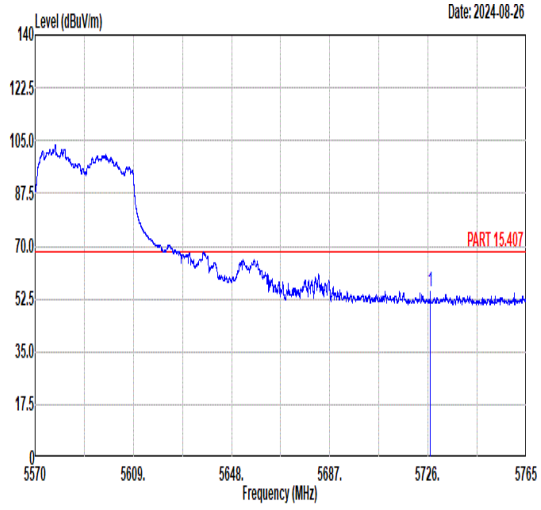 Freq Level Limit Line Margin (dB) Read Level Ant Factor Cable Loss Preamp Factor APos TPos Remark MHz dBuV/m dBuV/m dBuV dB/m dB dB cm deg 1 5726.90 54.87 68.30 -13.43 40.49 35.12 11.65 32.39 314 329 PEAK	Blank

Mode	87
	Band Edge - L
	U-NII-2C_5.15-5.35_802.11be EHT160_CH114_Large RU 996+484 ❶_5570MHz
ANT	CDD 9+15

Pol.	Vertical	Fundamental
Peak	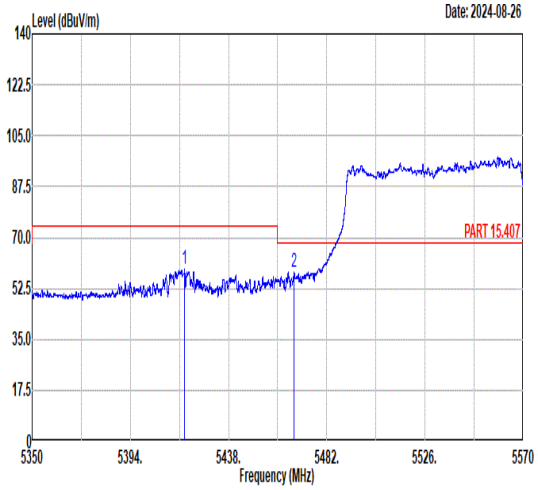 Freq Level Limit Line Margin (dB) Read Level Ant Factor Cable Loss Preamp Factor APos TPos Remark MHz dBuV/m dBuV/m dBuV dB/m dB dB cm deg 1 5418.31 59.05 74.00 -14.95 45.39 34.82 10.95 32.11 354 342 PEAK 2 5467.39 58.04 68.30 -10.26 44.25 34.81 11.15 32.17 354 342 PEAK	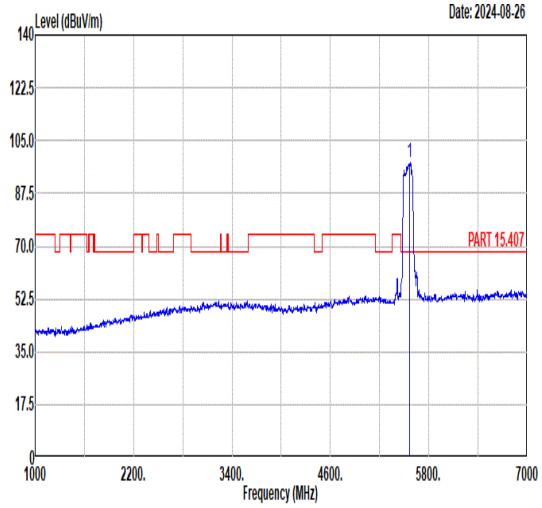 Freq Level Limit Line Margin (dB) Read Level Ant Factor Cable Loss Preamp Factor APos TPos Remark MHz dBuV/m dBuV/m dBuV dB/m dB dB cm deg 1 5570.00 97.64 ------ ------ 83.40 34.91 11.60 32.27 354 342 PEAK
Avg	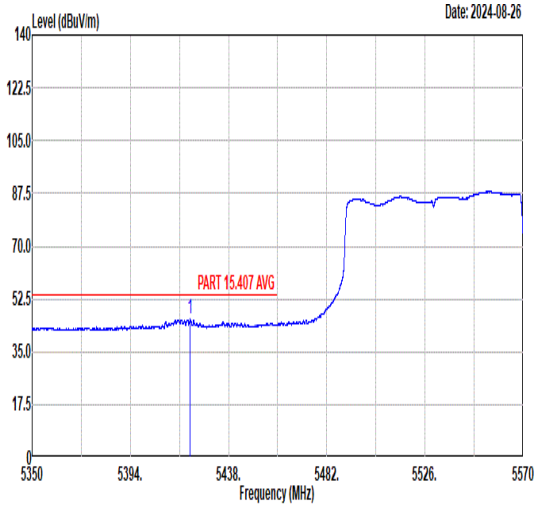 Freq Level Limit Line Margin (dB) Read Level Ant Factor Cable Loss Preamp Factor APos TPos Remark MHz dBuV/m dBuV/m dBuV dB/m dB dB cm deg 1 5420.75 45.70 54.00 -8.30 32.04 34.82 10.96 32.12 354 342 AVERAGE	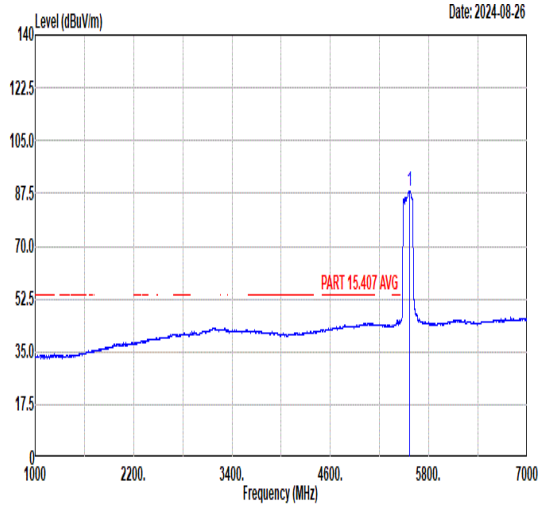 Freq Level Limit Line Margin (dB) Read Level Ant Factor Cable Loss Preamp Factor APos TPos Remark MHz dBuV/m dBuV/m dBuV dB/m dB dB cm deg 1 5570.00 88.39 ------ ------ 74.15 34.91 11.60 32.27 354 342 AVERAGE

Mode	87	
	Band Edge - R	
	U-NII-2C_5.15-5.35_802.11be EHT160_CH114_Large RU 996+484 ❶_5570MHz	
ANT	CDD 9+15	
Pol.	Vertical	Fundamental
Peak	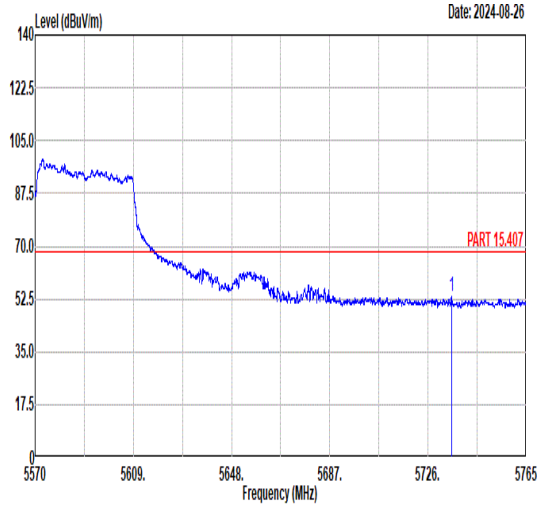 Freq Level Limit Line Margin (dB) Read Level Ant Factor Cable Loss Preamp Factor APos TPos Remark MHz dBuV/m dBuV/m dBuV dB/m dB dB cm deg 1 5735.28 53.35 68.30 -14.95 38.96 35.13 11.65 32.39 354 342 PEAK	Blank

Mode	88
	Band Edge - L
	U-NII-3_5.725-5.85_802.11be EHT80_CH155_Large RU 484+242 ❹_5775MHz
ANT	CDD 9+15

Pol.	Horizontal	Fundamental
Peak	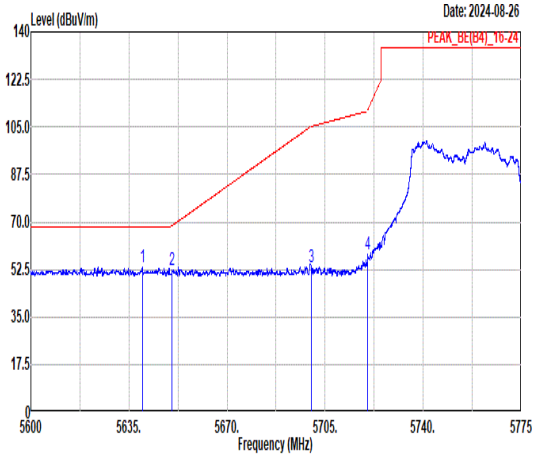 Freq Level Limit Line Margin (dB) Read Level Ant Factor Cable Loss Preamp Factor APos TPos Remark MHz dBuV/m dBuV/m dBuV dB/m dB dB cm deg 1 5639.81 53.49 68.30 -14.81 39.12 35.00 11.69 32.32 307 334 PEAK 2 5650.31 52.17 68.53 -16.36 37.80 35.01 11.69 32.33 307 334 PEAK 3 5700.01 53.58 105.20 -51.62 39.21 35.08 11.66 32.37 307 334 PEAK 4 5720.16 58.05 111.15 -53.10 43.66 35.11 11.66 32.38 307 334 PEAK	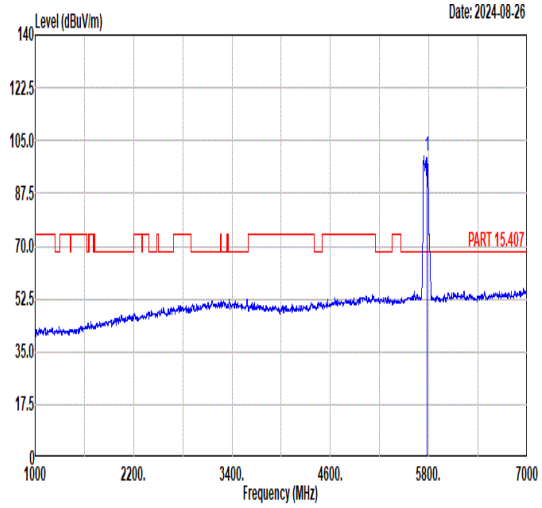 Freq Level Limit Line Margin (dB) Read Level Ant Factor Cable Loss Preamp Factor APos TPos Remark MHz dBuV/m dBuV/m dBuV dB/m dB dB cm deg 1 5775.00 99.71 ------ ------ 85.33 35.13 11.65 32.40 307 334 PEAK
Avg	Blank	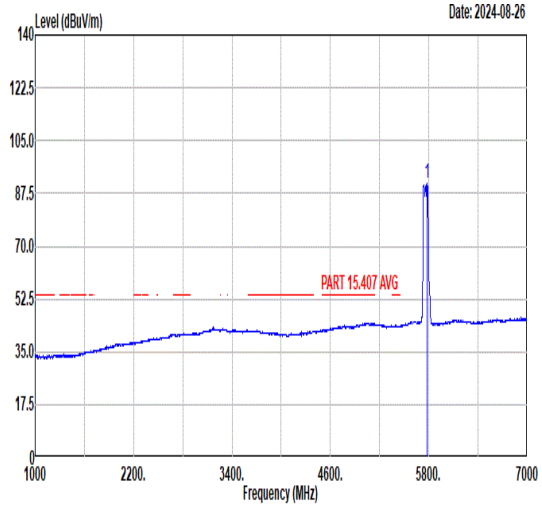 Freq Level Limit Line Margin (dB) Read Level Ant Factor Cable Loss Preamp Factor APos TPos Remark MHz dBuV/m dBuV/m dBuV dB/m dB dB cm deg 1 5775.00 90.81 ------ ------ 76.42 35.19 11.63 32.43 307 334 AVERAGE

Mode	88	
	Band Edge - R	
	U-NII-3_5.725-5.85_802.11be EHT80_CH155_Large RU 484+242 ❹_5775MHz	
ANT	CDD 9+15	
Pol.	Horizontal	Fundamental
Peak	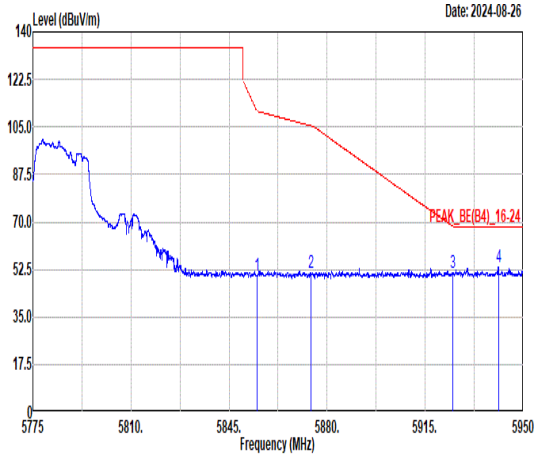 Freq Level Limit Line Margin (dB) Read Level Ant Factor Cable Loss Preamp Factor APos TPos Remark MHz dBuV/m dBuV/m dBuV dB/m dB dB cm deg 1 5854.91 50.43 111.02 -60.59 36.10 35.30 11.52 32.49 307 334 PEAK 2 5874.16 51.35 105.44 -54.09 37.04 35.32 11.49 32.50 307 334 PEAK 3 5924.91 51.32 68.27 -16.95 37.07 35.39 11.40 32.54 307 334 PEAK 4 5941.16 53.61 68.30 -14.69 39.37 35.42 11.38 32.56 307 334 PEAK	Blank

Mode	88
	Band Edge - L
	U-NII-3_5.725-5.85_802.11be EHT80_CH155_Large RU 484+242 ❹_5775MHz
ANT	CDD 9+15

Pol.	Vertical	Fundamental
Peak	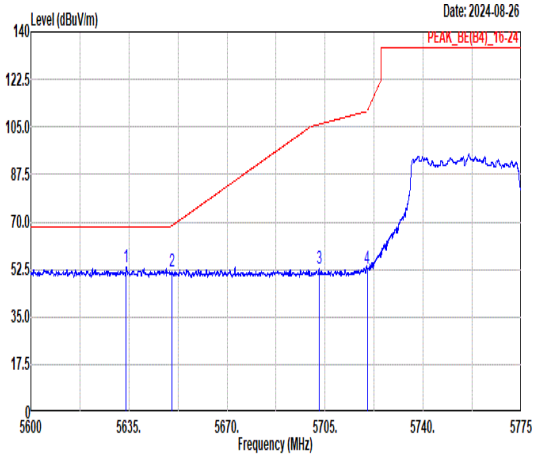 Freq Level Limit Line Margin (dB) Read Level Ant Factor Cable Loss Preamp Factor APos TPos Remark MHz dBuV/m dBuV/m dBuV dB/m dB dB cm deg 1 5634.04 53.32 68.30 -14.98 38.94 34.99 11.70 32.31 376 336 PEAK 2 5650.31 51.64 68.53 -16.89 37.27 35.01 11.69 32.33 376 336 PEAK 3 5702.81 53.09 105.99 -52.90 38.72 35.08 11.66 32.37 376 336 PEAK 4 5720.02 52.84 110.83 -57.99 38.45 35.11 11.66 32.38 376 336 PEAK	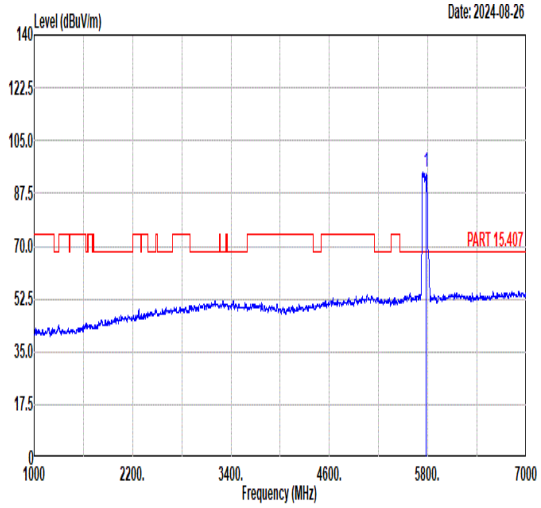 Freq Level Limit Line Margin (dB) Read Level Ant Factor Cable Loss Preamp Factor APos TPos Remark MHz dBuV/m dBuV/m dBuV dB/m dB dB cm deg 1 5775.00 94.57 ------ ------ 80.19 35.13 11.65 32.40 376 336 PEAK
Avg	Blank	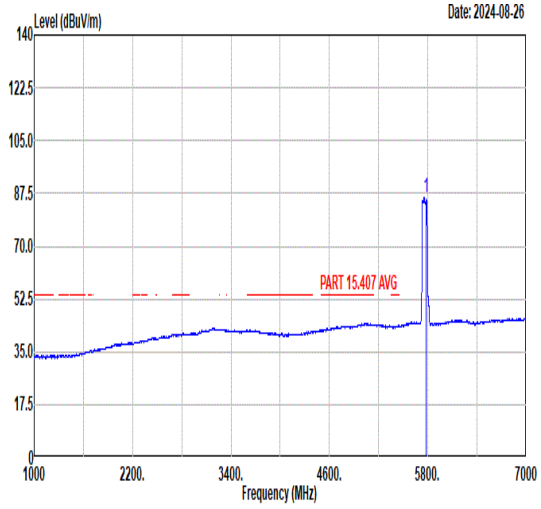 Freq Level Limit Line Margin (dB) Read Level Ant Factor Cable Loss Preamp Factor APos TPos Remark MHz dBuV/m dBuV/m dBuV dB/m dB dB cm deg 1 5775.00 86.06 ------ ------ 71.67 35.16 11.64 32.41 376 336 AVERAGE

Mode	88	
	Band Edge - R	
	U-NII-3_5.725-5.85_802.11be EHT80_CH155_Large RU 484+242 ❹_5775MHz	
ANT	CDD 9+15	
Pol.	Vertical	Fundamental
Peak	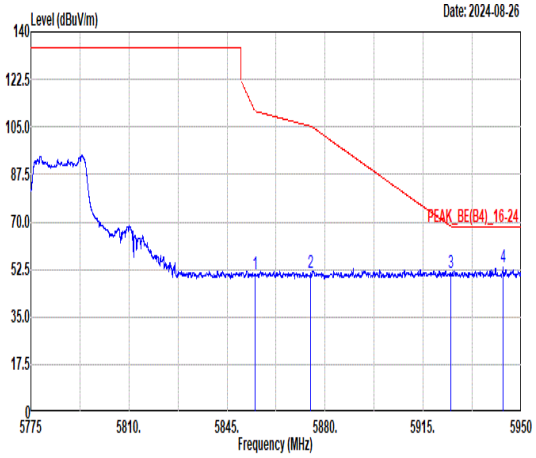 Freq Level Limit Line Margin (dB) Read Level Ant Factor Cable Loss Preamp Factor APos TPos Remark MHz dBuV/m dBuV/m dBuV dB/m dB dB cm deg 1 5854.99 50.53 110.82 -60.29 36.20 35.30 11.52 32.49 376 336 PEAK 2 5874.86 51.29 105.24 -53.95 36.98 35.32 11.49 32.50 376 336 PEAK 3 5924.73 51.35 68.40 -17.05 37.10 35.39 11.40 32.54 376 336 PEAK 4 5943.46 53.48 68.30 -14.82 39.25 35.42 11.37 32.56 376 336 PEAK	Blank

Mode	89	
	LF	
	U-NII-1_5.15-5.25_802.11a_LF_CH36_5180MHz	
ANT	CDD 9+15	
Pol.	Horizontal	Vertical
QP/ Peak	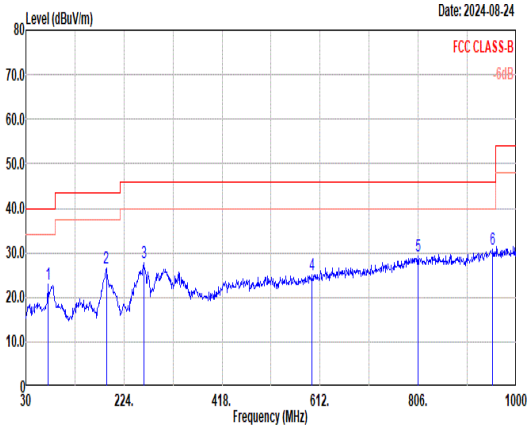	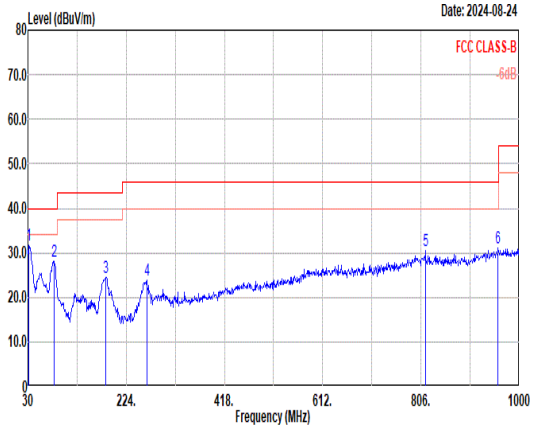

	Freq	Level	Limit Line	Margin	Read Level	Ant Factor	Cable Loss	Preamp Factor	APos	TPos	Remark
	MHz	dBuV/m	dBuV/m	dB	dBuV	dB/m	dB	dB	cm	deg	
1	73.65	23.01	40.00	-16.99	40.01	12.79	1.57	31.36	--	--	Peak
2	189.08	26.69	43.50	-16.81	39.92	15.21	2.50	30.94	--	--	Peak
3	262.80	27.72	46.00	-18.28	35.73	19.96	2.93	30.90	--	--	Peak
4	596.48	25.06	46.00	-20.94	26.74	24.91	4.41	31.00	--	--	Peak
5	805.03	29.32	46.00	-16.68	29.18	26.14	5.09	31.09	--	--	Peak
6	953.44	30.64	46.00	-15.36	28.92	27.14	5.58	31.00	--	--	Peak

	Freq	Level	Limit Line	Margin	Read Level	Ant Factor	Cable Loss	Preamp Factor	APos	TPos	Remark
	MHz	dBuV/m	dBuV/m	dB	dBuV	dB/m	dB	dB	cm	deg	
1	31.94	31.56	40.00	-8.44	37.68	24.04	1.04	31.20	--	--	Peak
2	81.41	28.08	40.00	-11.92	44.35	13.48	1.64	31.39	--	--	Peak
3	184.23	24.53	43.50	-18.97	37.76	15.26	2.47	30.96	--	--	Peak
4	264.74	23.72	46.00	-22.28	31.88	19.80	2.94	30.90	--	--	Peak
5	814.73	30.50	46.00	-15.50	30.25	26.22	5.12	31.09	--	--	Peak
6	958.29	31.04	46.00	-14.96	29.26	27.19	5.59	31.00	--	--	Peak

Mode	90	
	LF	
	U-NII-3_5.725-5.85_802.11be EHT40_LF_CH151_Full_5755MHz	
ANT	CDD 9+15	
Pol.	Horizontal	Vertical
QP/ Peak	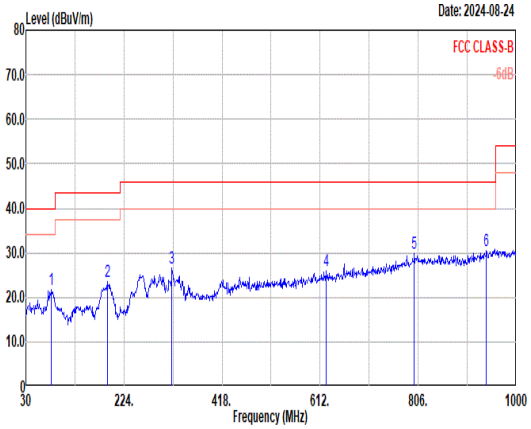	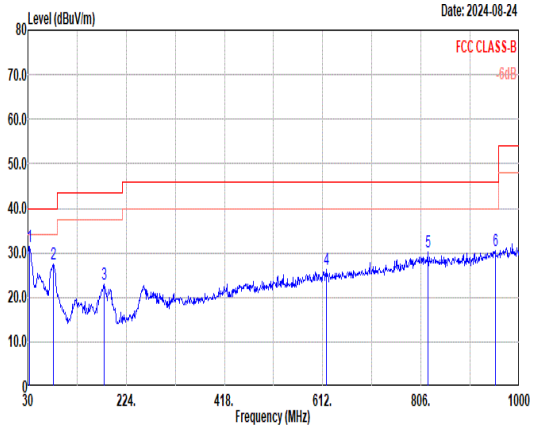

	Freq	Level	Limit Line	Margin	Read Level	Ant Factor	Cable Loss	Preamp Factor	APos	TPos	Remark
	MHz	dBuV/m	dBuV/m	dB	dBuV	dB/m	dB	dB	cm	deg	
1	80.44	21.79	40.00	-18.21	38.26	13.30	1.63	31.40	--	--	Peak
2	191.02	23.54	43.50	-19.96	36.74	15.23	2.51	30.94	--	--	Peak
3	319.06	26.48	46.00	-19.52	34.30	19.82	3.22	30.86	--	--	Peak
4	623.64	26.05	46.00	-19.95	27.45	25.04	4.51	30.95	--	--	Peak
5	798.24	29.75	46.00	-16.25	29.68	26.09	5.07	31.09	--	--	Peak
6	940.83	30.59	46.00	-15.41	29.00	27.05	5.54	31.00	--	--	Peak

	Freq	Level	Limit Line	Margin	Read Level	Ant Factor	Cable Loss	Preamp Factor	APos	TPos	Remark
	MHz	dBuV/m	dBuV/m	dB	dBuV	dB/m	dB	dB	cm	deg	
1	33.88	31.46	40.00	-8.54	38.71	22.88	1.07	31.20	--	--	Peak
2	80.44	27.61	40.00	-12.39	44.08	13.30	1.63	31.40	--	--	Peak
3	180.35	23.00	43.50	-20.50	36.24	15.30	2.44	30.98	--	--	Peak
4	619.76	26.38	46.00	-19.62	27.83	25.02	4.49	30.96	--	--	Peak
5	819.58	30.23	46.00	-15.77	29.91	26.26	5.14	31.08	--	--	Peak
6	952.47	30.38	46.00	-15.62	28.67	27.13	5.58	31.00	--	--	Peak

Mode	91	
	Band Edge	
	Co-colation 802.11a_CH36_5180MHz+802.11be EHT20_CH11_Full RU _2462MHz	
ANT	CDD 9+15	
Pol.	Horizontal	Fundamental
Peak	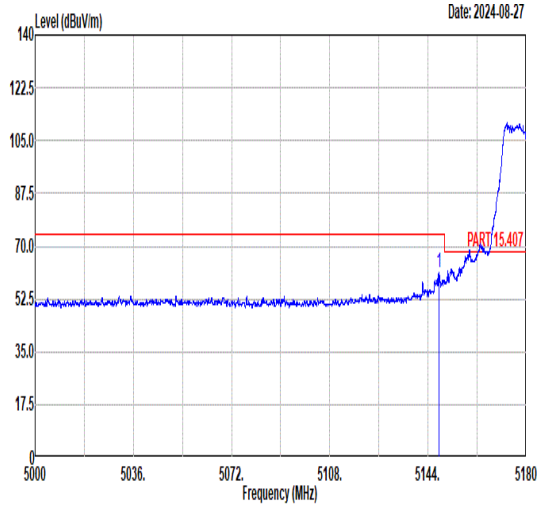 Freq Level Limit Line Margin (dB) Read Level Ant Factor Cable Loss Preamp Factor APos TPos Remark 1 5147.89 61.27 74.00 -12.73 47.09 34.87 11.09 31.78 396 126 PEAK	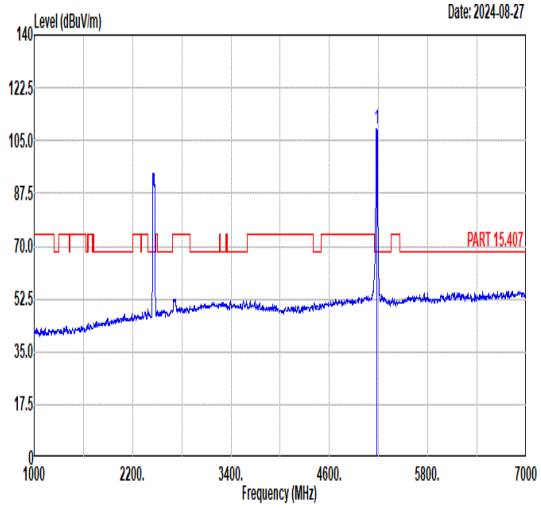 Freq Level Limit Line Margin (dB) Read Level Ant Factor Cable Loss Preamp Factor APos TPos Remark 1 5180.00 108.97 ------ ------ 94.82 34.87 11.08 31.80 396 126 PEAK
Avg	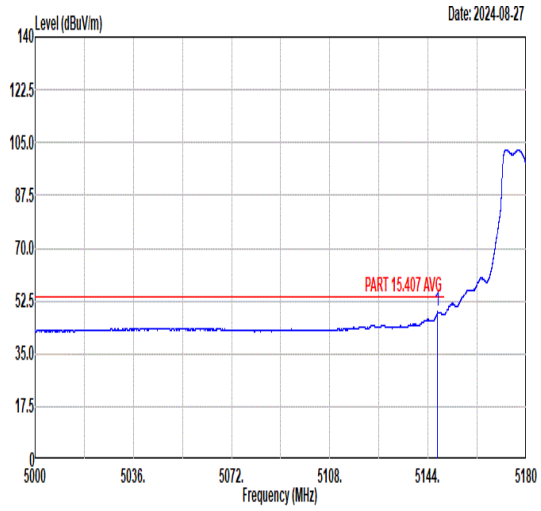 Freq Level Limit Line Margin (dB) Read Level Ant Factor Cable Loss Preamp Factor APos TPos Remark 1 5147.51 48.99 54.00 -5.01 34.81 34.87 11.09 31.78 396 126 AVERAGE	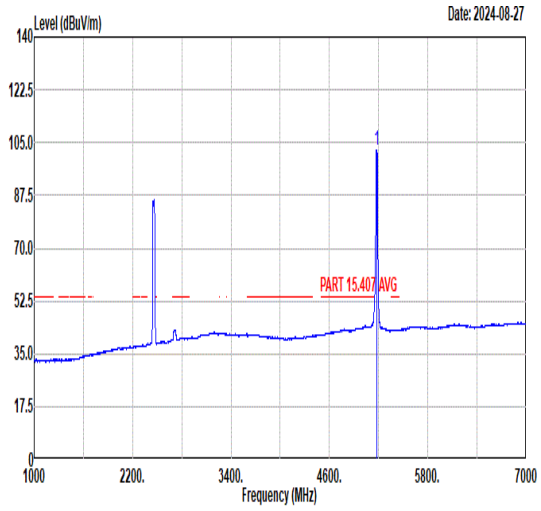 Freq Level Limit Line Margin (dB) Read Level Ant Factor Cable Loss Preamp Factor APos TPos Remark 1 5180.00 102.46 ------ ------ 88.31 34.87 11.08 31.80 396 126 AVERAGE

Mode	91	
	Band Edge	
	Co-colation 802.11a_CH36_5180MHz+802.11be EHT20_CH11_Full RU _2462MHz	
ANT	CDD 9+15	
Pol.	Vertical	Fundamental
Peak	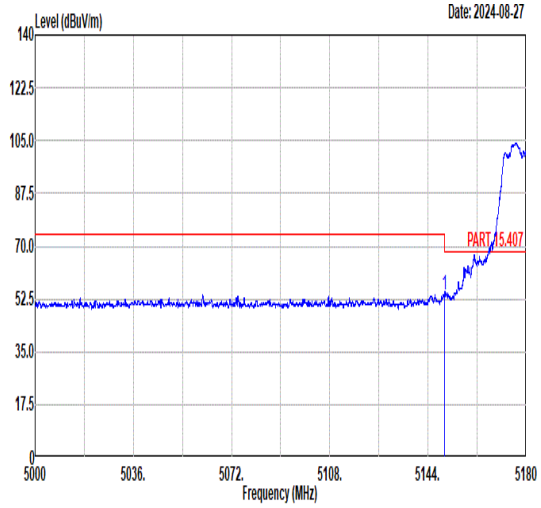 Freq Level Limit Line Margin (dB) Read Level Ant Factor Cable Loss Preamp Factor APos TPos Remark 1 5149.99 54.02 74.00 -19.98 39.85 34.87 11.08 31.78 365 327 PEAK	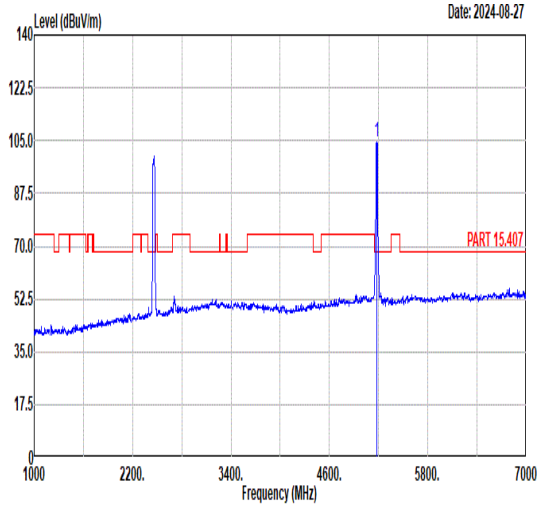 Freq Level Limit Line Margin (dB) Read Level Ant Factor Cable Loss Preamp Factor APos TPos Remark 1 5180.00 104.58 ------ ------ 90.45 34.87 11.07 31.81 365 327 PEAK
Avg	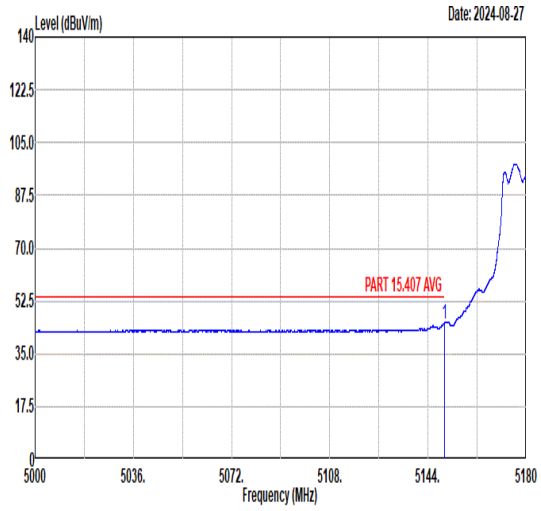 Freq Level Limit Line Margin (dB) Read Level Ant Factor Cable Loss Preamp Factor APos TPos Remark 1 5149.99 45.16 54.00 -8.84 30.99 34.87 11.08 31.78 365 327 AVERAGE	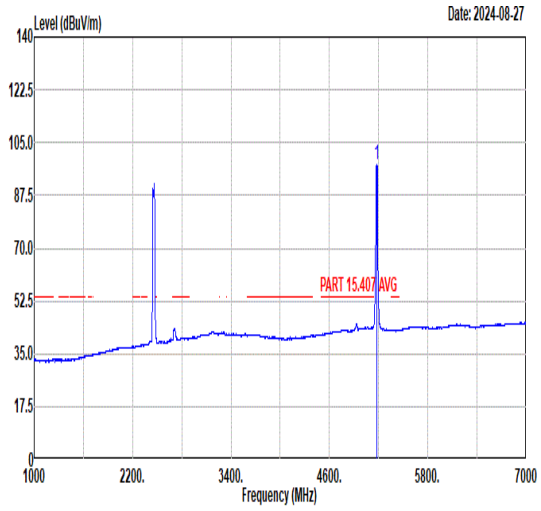 Freq Level Limit Line Margin (dB) Read Level Ant Factor Cable Loss Preamp Factor APos TPos Remark 1 5180.00 97.65 ------ ------ 83.52 34.87 11.07 31.81 365 327 AVERAGE

Mode	91	
	Band Edge	
	Co-colation 802.11a_CH36_5180MHz+802.11be EHT20_CH11_Full RU _2462MHz	
ANT	CDD 0+2	
Pol.	Horizontal	Fundamental
Peak	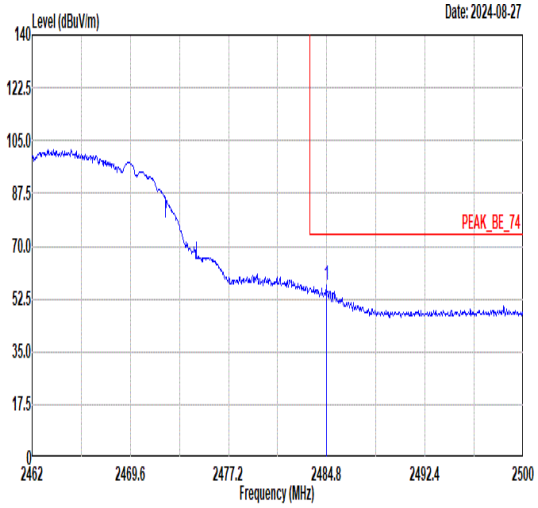 Freq Level Limit Line Margin Read Level Ant Factor Cable Loss Preamp Factor APos TPos Remark MHz dBuV/m dBuV/m dB dBuV dB/m dB dB cm deg 1 2484.76 57.31 74.00 -16.69 49.06 32.47 7.88 32.10 400 252 PEAK	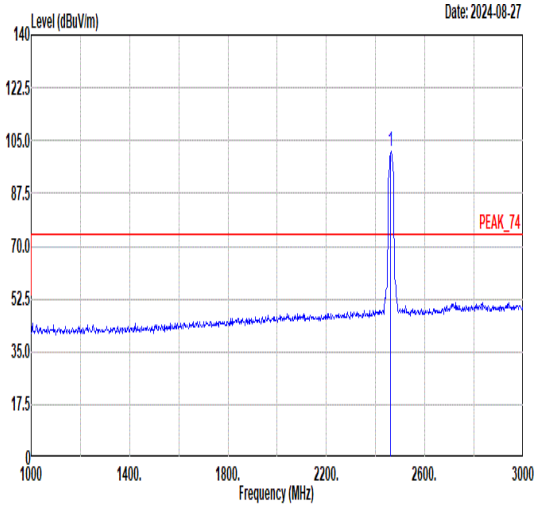 Freq Level Limit Line Margin Read Level Ant Factor Cable Loss Preamp Factor APos TPos Remark MHz dBuV/m dBuV/m dB dBuV dB/m dB dB cm deg 1 2462.00 101.68 ------ ------ 93.49 32.42 7.86 32.09 400 252 PEAK
Avg	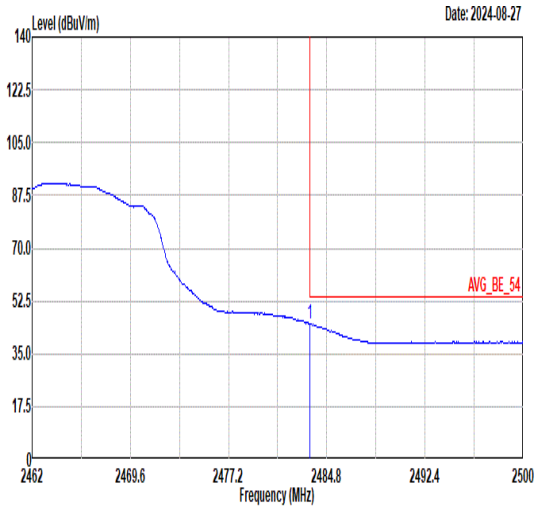 Freq Level Limit Line Margin Read Level Ant Factor Cable Loss Preamp Factor APos TPos Remark MHz dBuV/m dBuV/m dB dBuV dB/m dB dB cm deg 1 2483.51 44.86 54.00 -9.14 36.62 32.46 7.88 32.10 400 252 AVERAGE	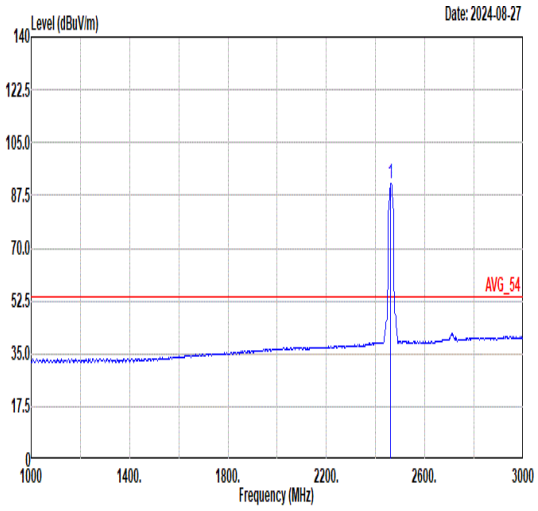 Freq Level Limit Line Margin Read Level Ant Factor Cable Loss Preamp Factor APos TPos Remark MHz dBuV/m dBuV/m dB dBuV dB/m dB dB cm deg 1 2462.00 91.43 ------ ------ 83.24 32.42 7.86 32.09 400 252 AVERAGE

Mode	91	
	Band Edge	
	Co-colation 802.11a_CH36_5180MHz+802.11be EHT20_CH11_Full RU _2462MHz	
ANT	CDD 0+2	
Pol.	Vertical	Fundamental
Peak	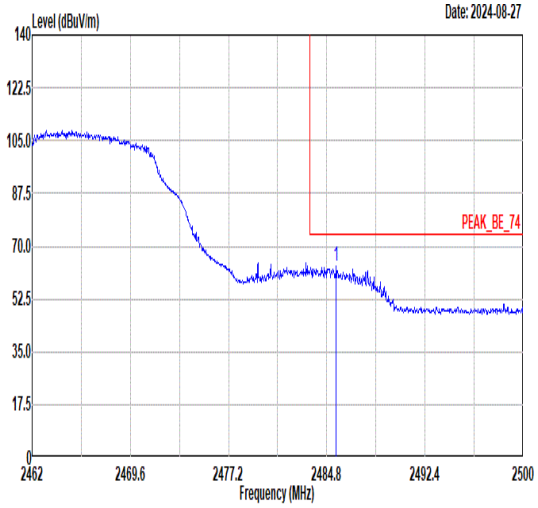 Freq Level Limit Line Margin Read Level Ant Factor Cable Loss Preamp Factor APos TPos Remark MHz dBuV/m dBuV/m dB dBuV dB/m dB dB cm deg 1 2485.52 63.23 74.00 -10.77 54.98 32.47 7.88 32.10 353 321 PEAK	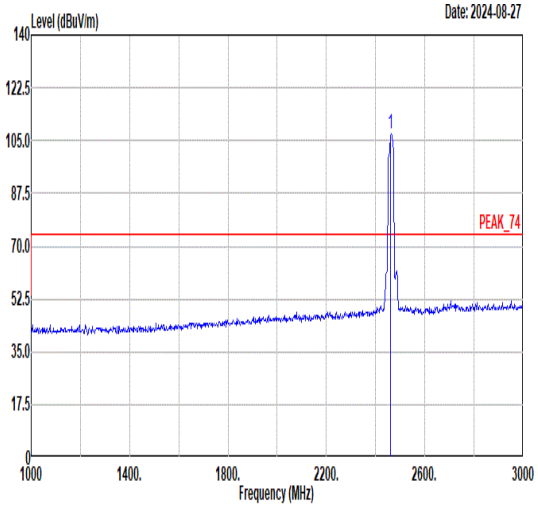 Freq Level Limit Line Margin Read Level Ant Factor Cable Loss Preamp Factor APos TPos Remark MHz dBuV/m dBuV/m dB dBuV dB/m dB dB cm deg 1 2462.00 107.27 ------ ------ 99.08 32.42 7.86 32.09 353 321 PEAK
Avg	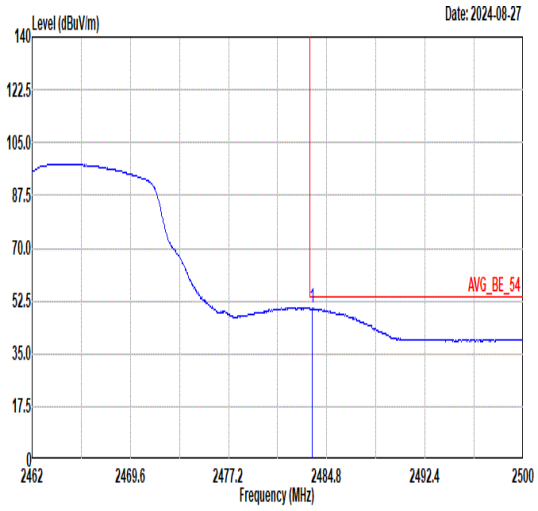 Freq Level Limit Line Margin Read Level Ant Factor Cable Loss Preamp Factor APos TPos Remark MHz dBuV/m dBuV/m dB dBuV dB/m dB dB cm deg 1 2483.66 50.12 54.00 -3.88 41.88 32.46 7.88 32.10 353 321 AVERAGE	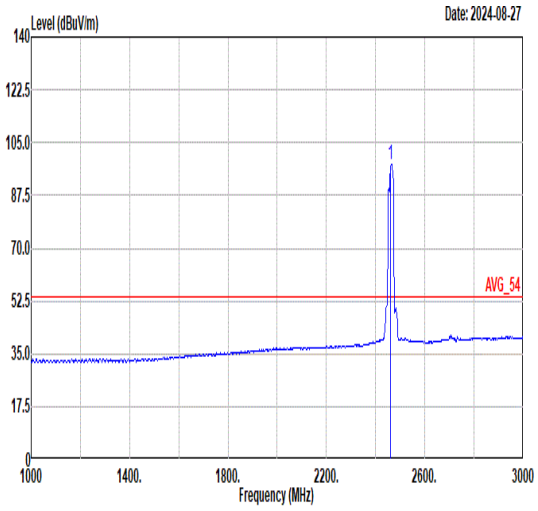 Freq Level Limit Line Margin Read Level Ant Factor Cable Loss Preamp Factor APos TPos Remark MHz dBuV/m dBuV/m dB dBuV dB/m dB dB cm deg 1 2462.00 97.74 ------ ------ 89.55 32.42 7.86 32.09 353 321 AVERAGE

Mode	91	
	Harmonic	
	Co-colation 802.11a_CH36_5180MHz+802.11be EHT20_CH11_Full RU _2462MHz	
ANT	CDD 9+15	
Pol.	Horizontal	Vertical
Peak Avg	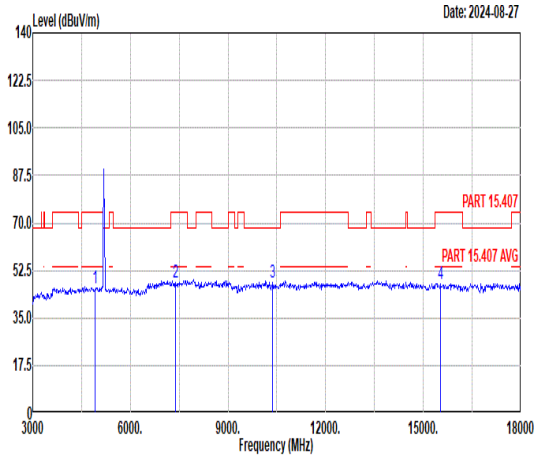 Freq Level Limit Line Margin Read Level Ant Factor Cable Loss Preamp Factor APos TPos Remark MHz dBuV/m dBuV/m dB dBuV dB/m dB dB cm deg 1 4924.00 45.99 74.00 -28.01 51.53 34.87 11.12 51.53 -- -- Peak 2 7386.00 47.90 74.00 -26.10 49.60 36.35 13.13 51.18 -- -- Peak 3 10360.00 47.97 68.30 -20.33 45.15 39.44 14.15 50.77 -- -- Peak 4 15540.00 47.42 74.00 -26.58 40.18 41.82 16.85 51.43 -- -- Peak	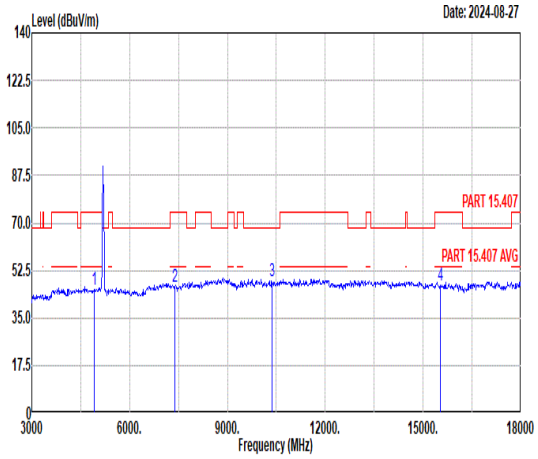 Freq Level Limit Line Margin Read Level Ant Factor Cable Loss Preamp Factor APos TPos Remark MHz dBuV/m dBuV/m dB dBuV dB/m dB dB cm deg 1 4924.00 45.42 74.00 -28.58 50.96 34.87 11.12 51.53 -- -- Peak 2 7386.00 46.29 74.00 -27.71 47.99 36.35 13.13 51.18 -- -- Peak 3 10360.00 48.47 68.30 -19.83 45.65 39.44 14.15 50.77 -- -- Peak 4 15540.00 46.80 74.00 -27.20 39.56 41.82 16.85 51.43 -- -- Peak

Note: the highest signal over limit is WLAN 5G Co-location fundamental signal.

Mode	92	
	Band Edge	
	Co-colation 802.11a_CH36_5180MHz+ Bluetooth-LE _CH38_2478MHz	
ANT	CDD 9+15	
Pol.	Horizontal	Fundamental
Peak	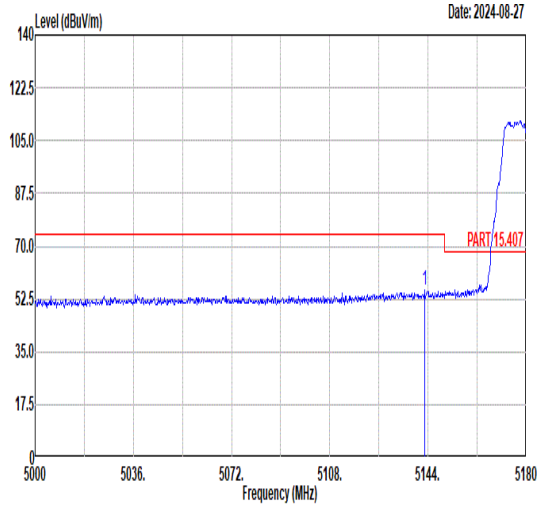 Freq Level Limit Line Margin (dB) Read Level Ant Factor Cable Loss Preamp Factor APos TPos Remark MHz dBuV/m dBuV/m dBuV dB/m dB dB cm deg 1 5142.74 55.60 74.00 -18.40 41.41 34.87 11.09 31.77 306 127 PEAK	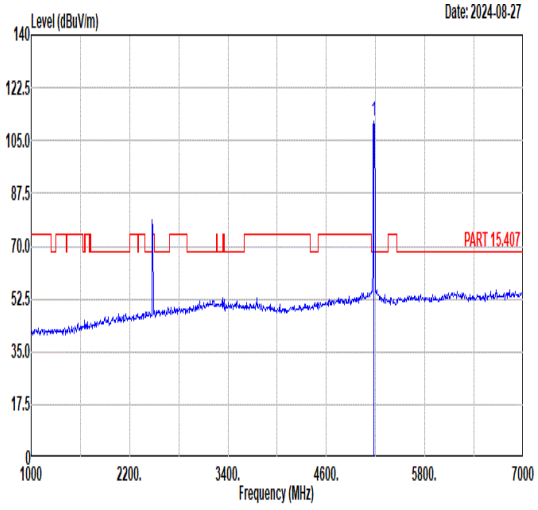 Freq Level Limit Line Margin (dB) Read Level Ant Factor Cable Loss Preamp Factor APos TPos Remark MHz dBuV/m dBuV/m dBuV dB/m dB dB cm deg 1 5180.00 111.24 ------ ------ 97.13 34.86 11.07 31.82 306 127 PEAK
Avg	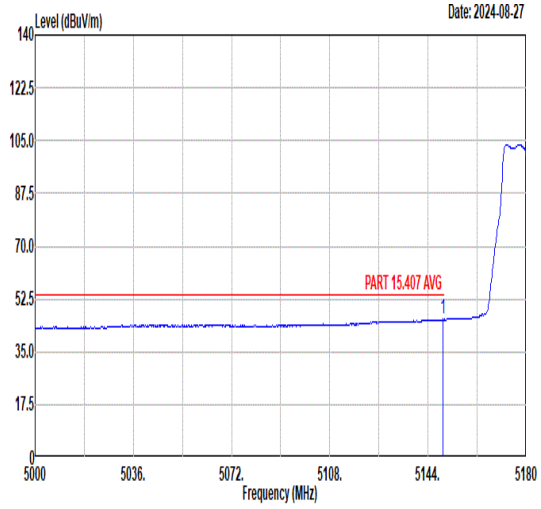 Freq Level Limit Line Margin (dB) Read Level Ant Factor Cable Loss Preamp Factor APos TPos Remark MHz dBuV/m dBuV/m dBuV dB/m dB dB cm deg 1 5149.58 45.85 54.00 -8.15 31.67 34.87 11.09 31.78 306 127 AVERAGE	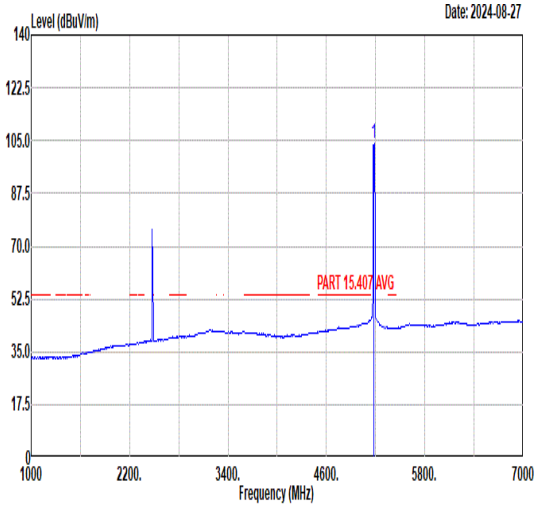 Freq Level Limit Line Margin (dB) Read Level Ant Factor Cable Loss Preamp Factor APos TPos Remark MHz dBuV/m dBuV/m dBuV dB/m dB dB cm deg 1 5180.00 104.13 ------ ------ 90.04 34.86 11.06 31.83 306 127 AVERAGE

Mode	92	
	Band Edge	
	Co-colation 802.11a_CH36_5180MHz+ Bluetooth-LE _CH38_2478MHz	
ANT	CDD 9+15	
Pol.	Vertical	Fundamental
Peak	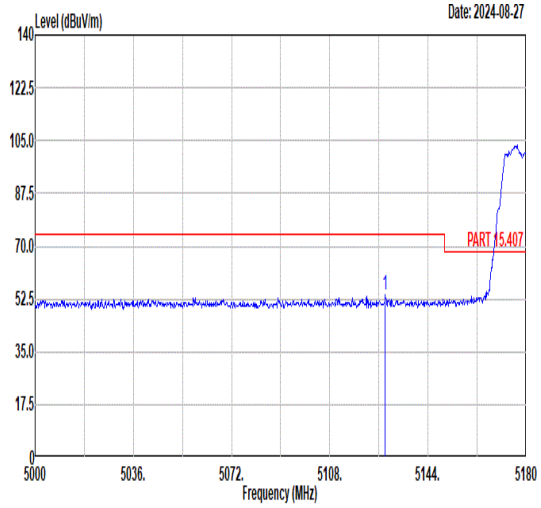 Freq Level Limit Line Margin (dB) Read Level Ant Factor Cable Loss Preamp Factor APos TPos Remark 1 5128.34 53.64 74.00 -20.36 39.42 34.87 11.10 31.75 365 333 PEAK	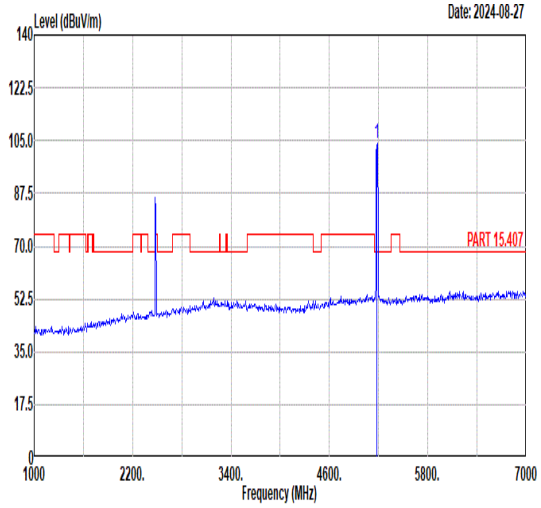 Freq Level Limit Line Margin (dB) Read Level Ant Factor Cable Loss Preamp Factor APos TPos Remark 1 5180.00 104.03 ------ ------ 89.94 34.86 11.06 31.83 365 333 PEAK
Avg	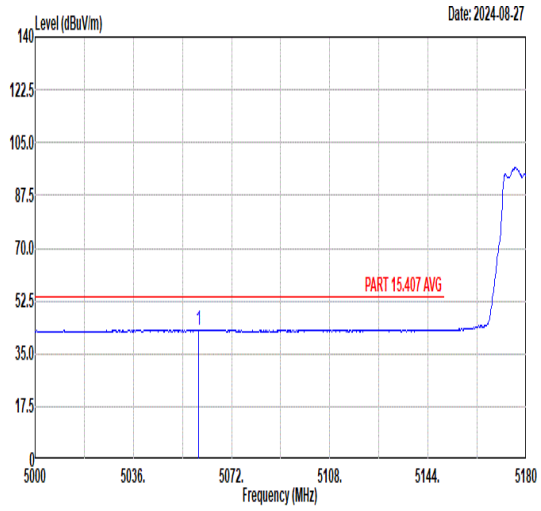 Freq Level Limit Line Margin (dB) Read Level Ant Factor Cable Loss Preamp Factor APos TPos Remark 1 5059.94 43.05 54.00 -10.95 28.69 34.89 11.14 31.67 365 333 AVERAGE	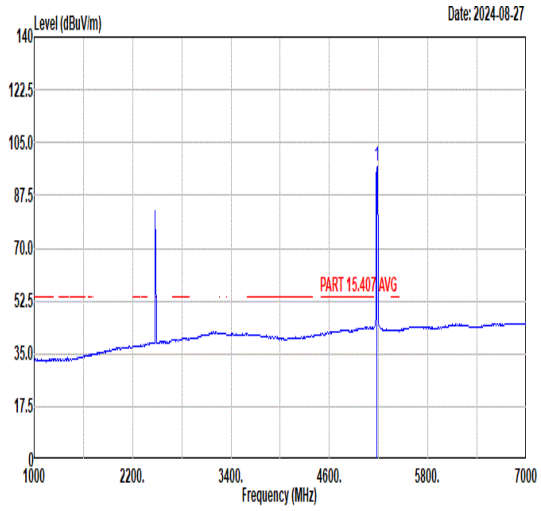 Freq Level Limit Line Margin (dB) Read Level Ant Factor Cable Loss Preamp Factor APos TPos Remark 1 5180.00 97.44 ------ ------ 83.35 34.86 11.06 31.83 365 333 AVERAGE

Mode	92	
	Band Edge	
	Co-colation 802.11a_CH36_5180MHz+ Bluetooth-LE _CH38_2478MHz	
ANT	0	
Pol.	Horizontal	Fundamental
Peak	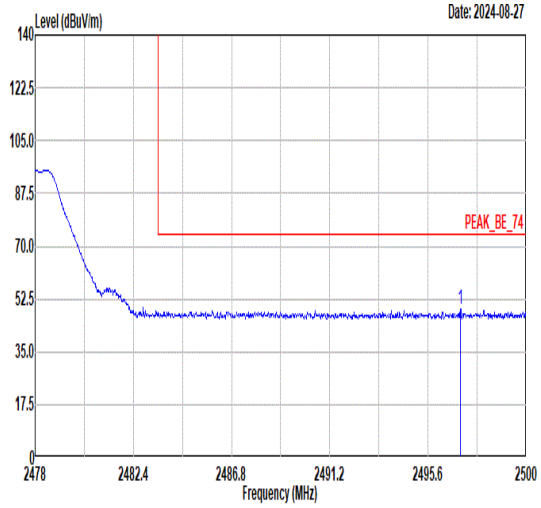 Freq Level Limit Line Margin (dB) Read Level Ant Factor Cable Loss Preamp Factor APos TPos Remark 1 2497.05 49.12 74.00 -24.88 40.84 32.49 7.89 32.10 307 287 PEAK	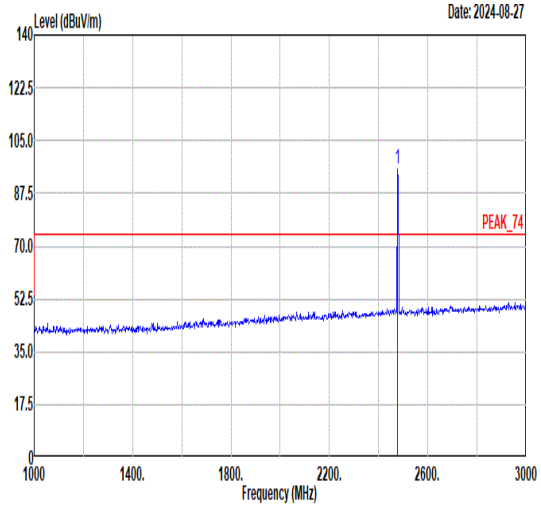 Freq Level Limit Line Margin (dB) Read Level Ant Factor Cable Loss Preamp Factor APos TPos Remark 1 2478.00 95.49 ------ ------ 87.26 32.45 7.87 32.09 307 287 PEAK
Avg	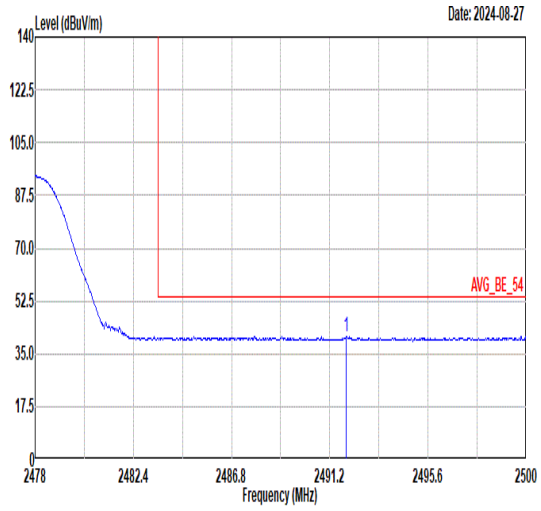 Freq Level Limit Line Margin (dB) Read Level Ant Factor Cable Loss Preamp Factor APos TPos Remark 1 2491.95 40.67 54.00 -13.33 32.40 32.48 7.89 32.10 307 287 AVERAGE	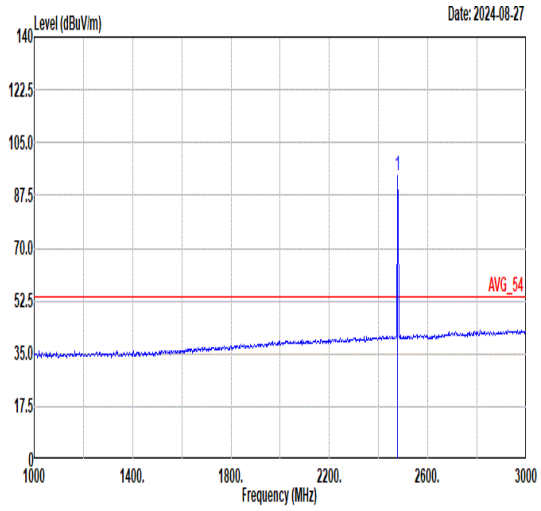 Freq Level Limit Line Margin (dB) Read Level Ant Factor Cable Loss Preamp Factor APos TPos Remark 1 2478.00 94.14 ------ ------ 85.91 32.45 7.87 32.09 307 287 AVERAGE

Mode	92	
	Band Edge	
	Co-colation 802.11a_CH36_5180MHz+ Bluetooth-LE _CH38_2478MHz	
ANT	0	
Pol.	Vertical	Fundamental
Peak	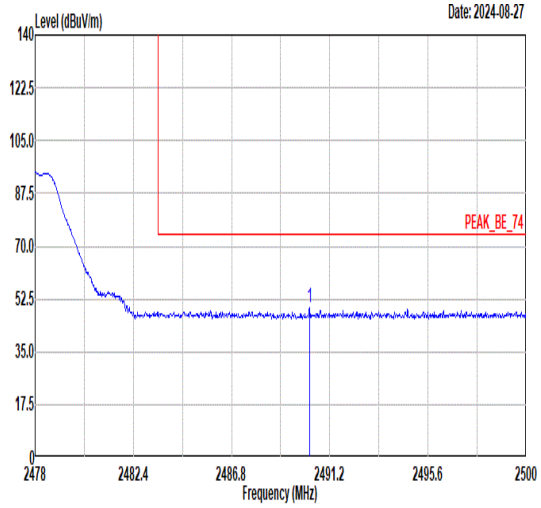 Freq Level Limit Line Margin (dB) Read Level Ant Factor Cable Loss Preamp Factor APos TPos Remark 1 2490.30 49.43 74.00 -24.57 41.17 32.48 7.88 32.10 370 27 PEAK	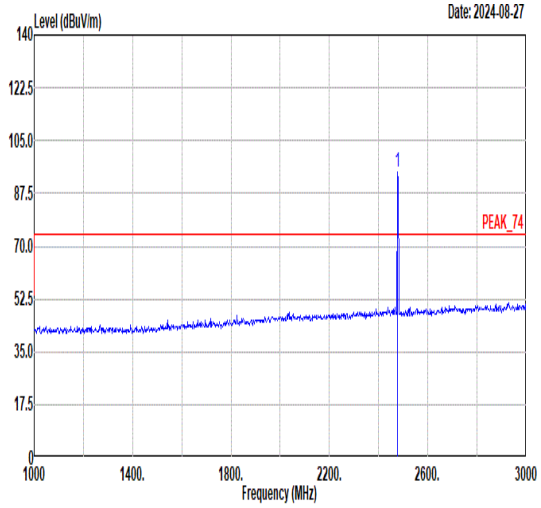 Freq Level Limit Line Margin (dB) Read Level Ant Factor Cable Loss Preamp Factor APos TPos Remark 1 2478.00 94.66 ------ ------ 86.43 32.45 7.87 32.09 370 27 PEAK
Avg	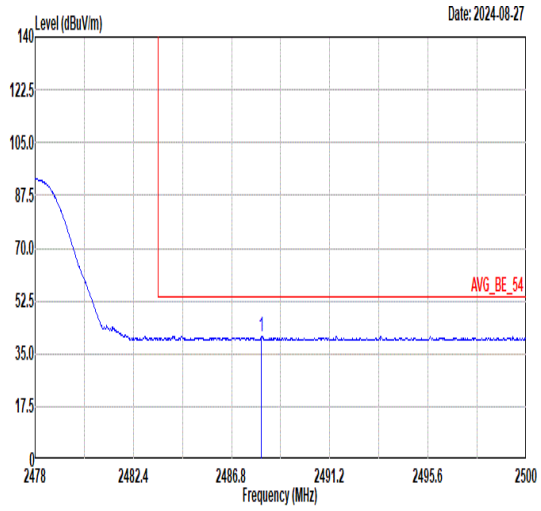 Freq Level Limit Line Margin (dB) Read Level Ant Factor Cable Loss Preamp Factor APos TPos Remark 1 2488.14 40.90 54.00 -13.10 32.65 32.47 7.88 32.10 370 27 AVERAGE	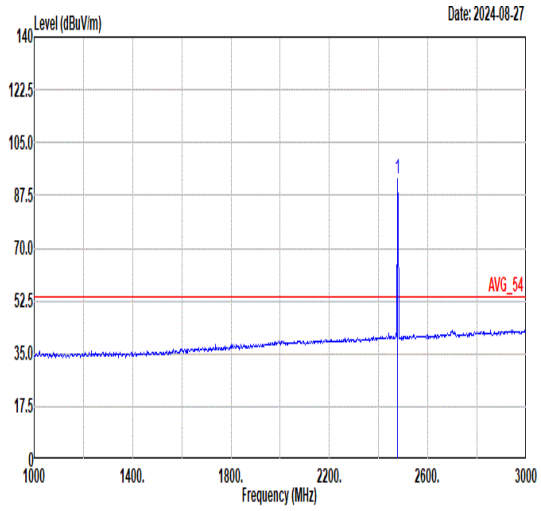 Freq Level Limit Line Margin (dB) Read Level Ant Factor Cable Loss Preamp Factor APos TPos Remark 1 2478.00 92.84 ------ ------ 84.61 32.45 7.87 32.09 370 27 AVERAGE

Mode	92	
	Harmonic	
	Co-colation 802.11a_CH36_5180MHz+ Bluetooth-LE _CH38_2478MHz	
ANT	CDD 9+15	
Pol.	Horizontal	Vertical
Peak Avg	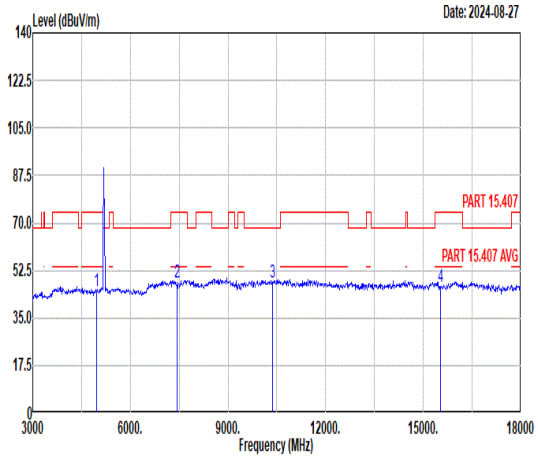 Freq Level Limit Line Margin Read Level Ant Factor Cable Loss Preamp Factor APos TPos Remark MHz dBuV/m dBuV/m dB dBuV dB/m dB dB cm deg 1 4956.00 44.94 74.00 -29.06 50.45 34.88 11.13 51.52 -- -- Peak 2 7434.00 48.03 74.00 -25.97 49.86 36.37 12.99 51.19 -- -- Peak 3 10360.00 48.05 68.30 -20.25 45.23 39.44 14.15 50.77 -- -- Peak 4 15540.00 46.55 74.00 -27.45 39.31 41.82 16.85 51.43 -- -- Peak	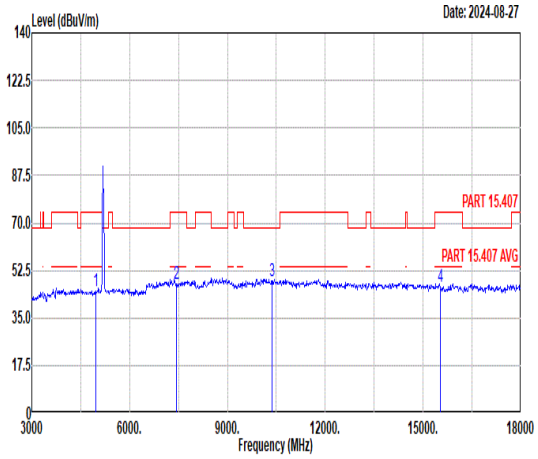 Freq Level Limit Line Margin Read Level Ant Factor Cable Loss Preamp Factor APos TPos Remark MHz dBuV/m dBuV/m dB dBuV dB/m dB dB cm deg 1 4956.00 44.77 74.00 -29.23 50.28 34.88 11.13 51.52 -- -- Peak 2 7434.00 47.75 74.00 -26.25 49.58 36.37 12.99 51.19 -- -- Peak 3 10360.00 48.50 68.30 -19.80 45.68 39.44 14.15 50.77 -- -- Peak 4 15540.00 46.26 74.00 -27.74 39.02 41.82 16.85 51.43 -- -- Peak

Note: the highest signal over limit is WLAN 5G Co-location fundamental signal.

Appendix D. Duty Cycle Plots

Band	Duty Cycle(%)	T(ms)	1/T(kHz)	VBW Setting
802.11a	99.53	-	-	10Hz
802.11be EHT20	99.45	-	-	10Hz
802.11be EHT40	99.63	-	-	10Hz
802.11be EHT80	100	-	-	10Hz
802.11be EHT160	100	-	-	10Hz
11be EHT20-Small RU	99.34	-	-	10Hz
11be EHT80-Puncturing	100	-	-	10Hz
11be EHT160-Puncturing	100	-	-	10Hz
11be EHT80-Large RU	97.59	0.810	1.235	3KHz
11be EHT160-Large RU	97.50	0.780	1.282	3KHz

802.11a

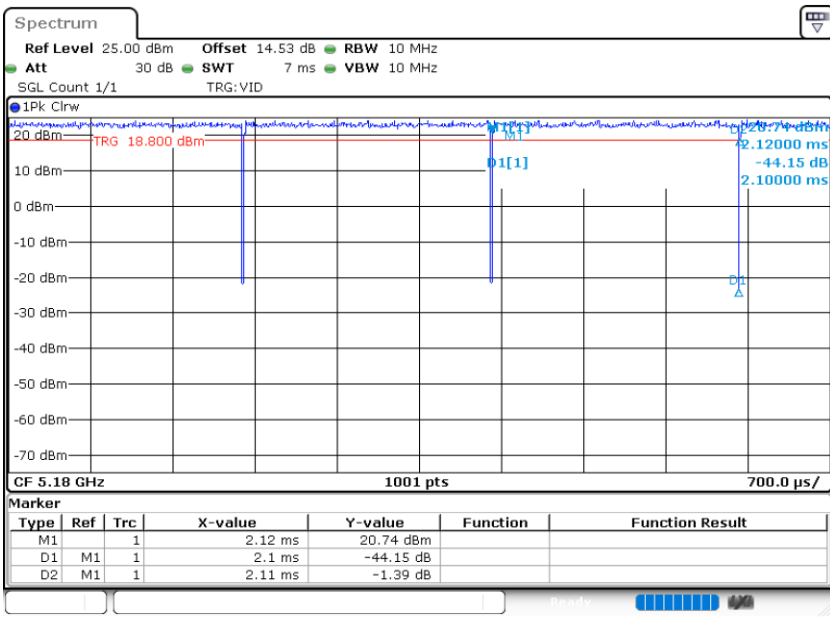

Date: 17.AUG.2024 05:52:26

802.11be EHT20

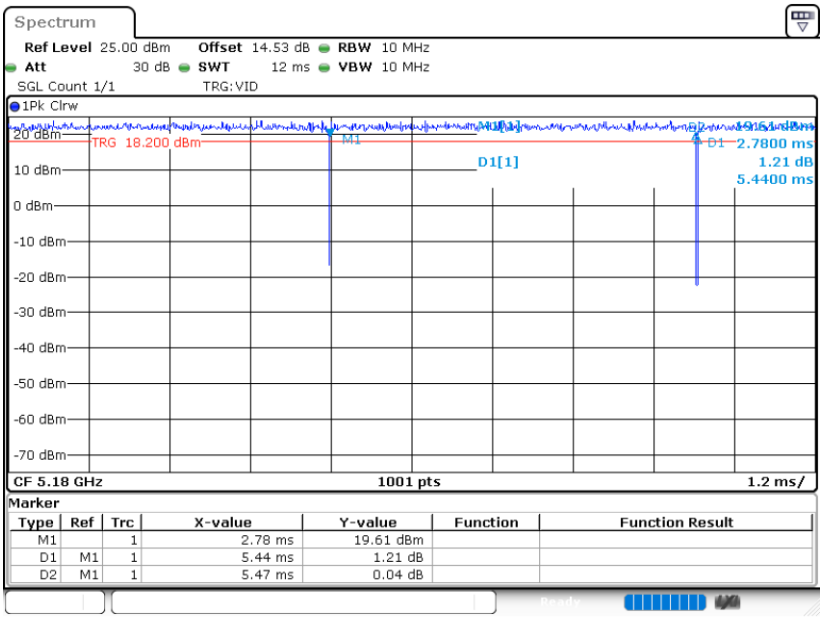

Date: 17.AUG.2024 06:53:17

802.11be EHT40

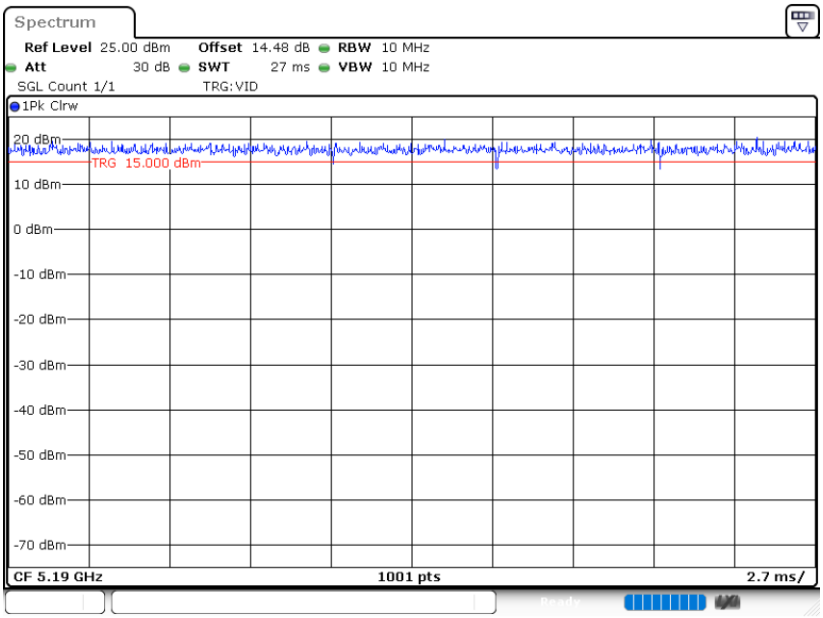

Date: 17.AUG.2024 09:13:01

802.11be EHT80

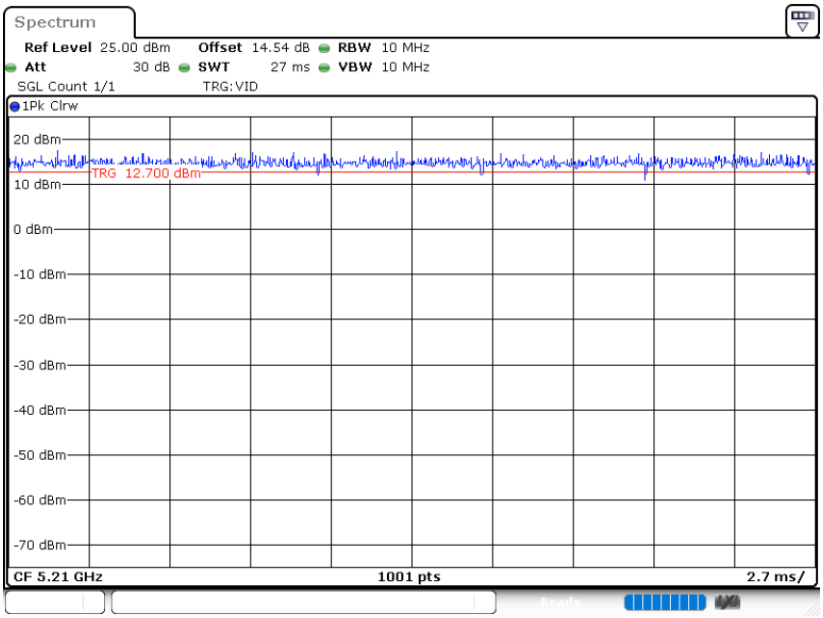

Date: 17.AUG.2024 09:50:56

802.11be EHT160

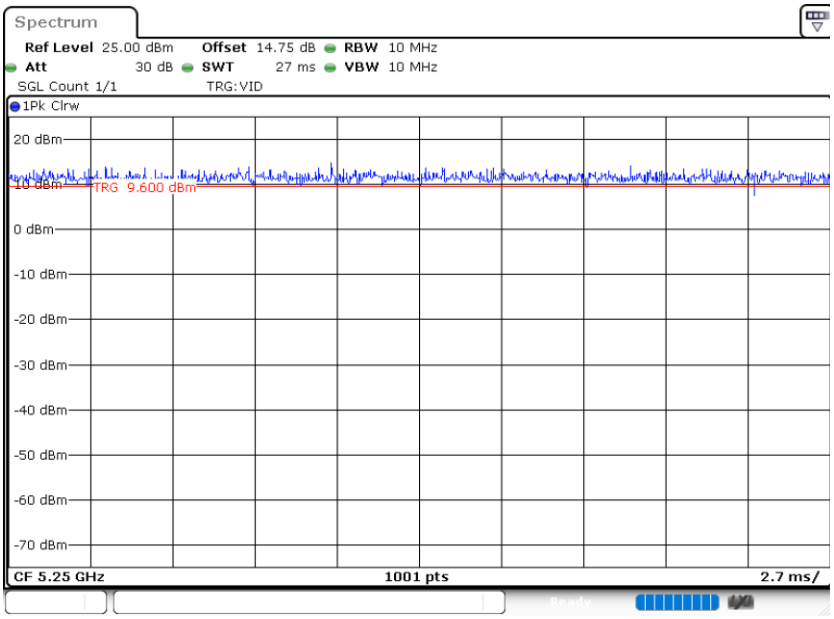

Date: 17.AUG.2024 10:09:04

802.11be EHT20 _ Small RU

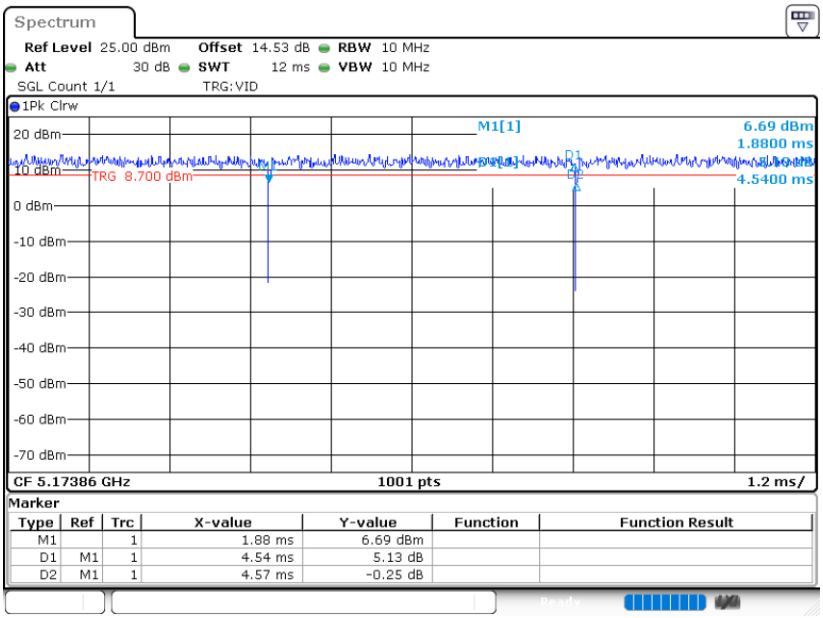

Date: 23.AUG.2024 14:38:03

802.11be EHT80 -Puncturing

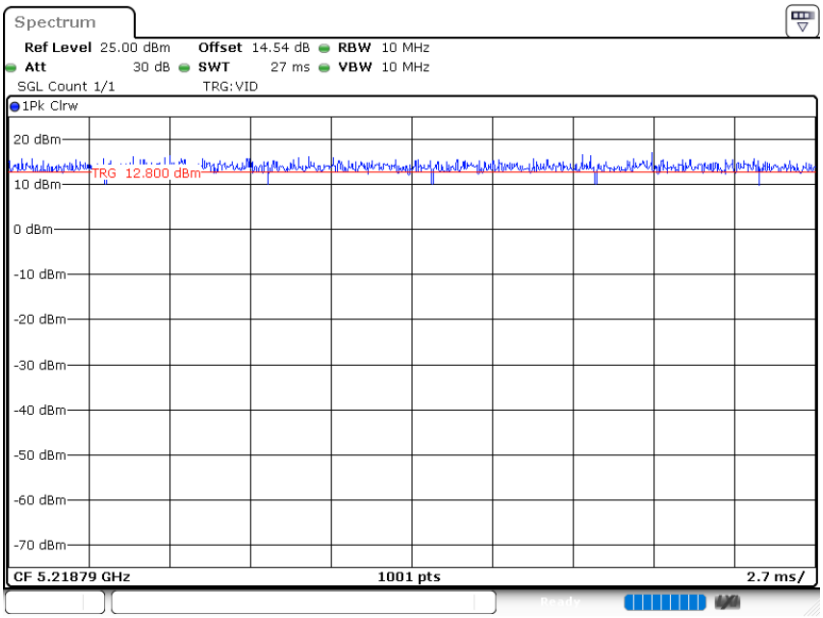

Date: 23.AUG.2024 19:37:09

802.11be EHT160 -Puncturing

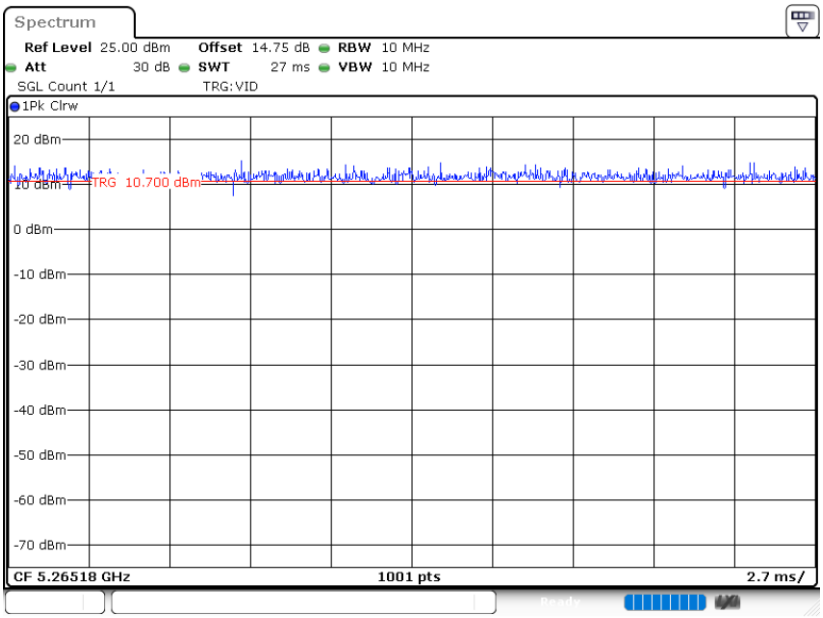

Date: 23.AUG.2024 20:01:31

802.11be EHT80-Large RU

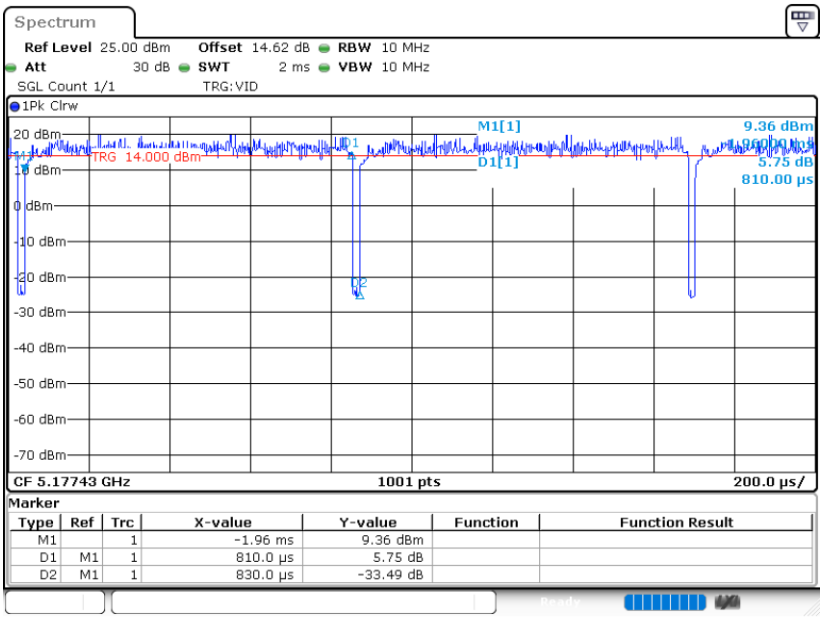

Date: 22.AUG.2024 18:15:47

802.11be EHT160-Large RU

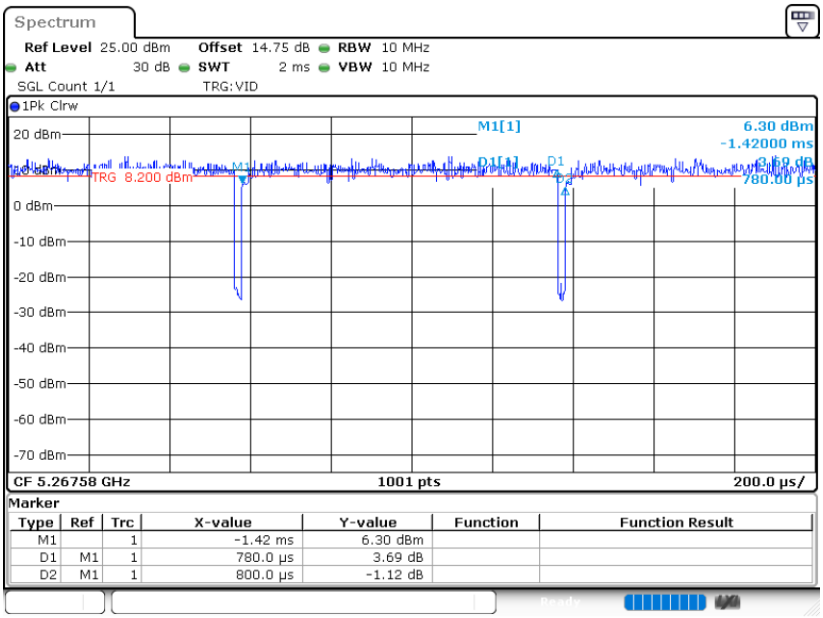

Date: 22.AUG.2024 19:19:28