N78(10M)_DFT-s-OFDM_BPSK_Outer_Full_High_CH

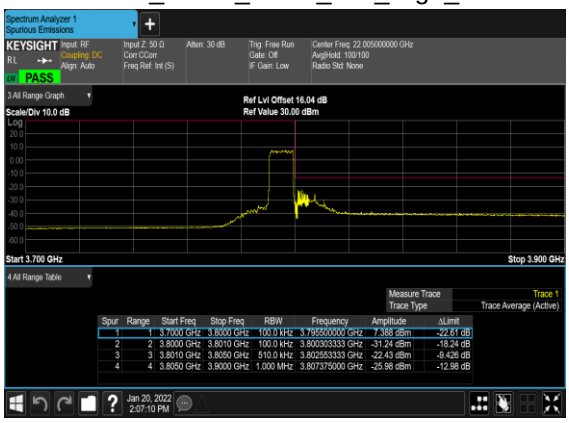

N78(10M)_DFT-s-OFDM_QPSK_Outer_Full_High_CH

N78(50M)_DFT-s-OFDM_BPSK_Edge_1RB_Left_Low_CH

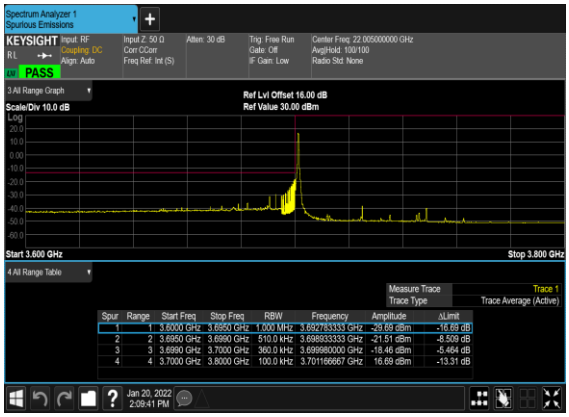

N78(50M)_DFT-s-OFDM_QPSK_Edge_1RB_Left_Low_CH

N78(50M)_DFT-s-OFDM_BPSK_Outer_Full_Low_CH

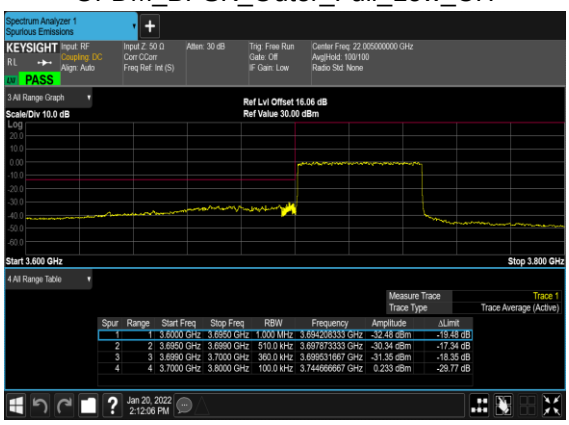

N78(50M)_DFT-s-OFDM_QPSK_Outer_Full_Low_CH

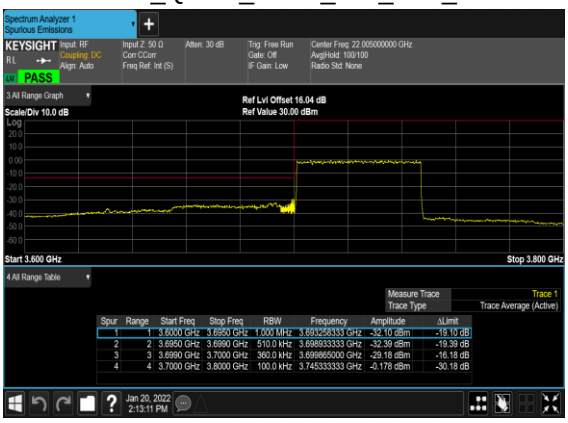

N78(50M)_DFT-s-OFDM_BPSK_Edge_1RB_Right_High_CH

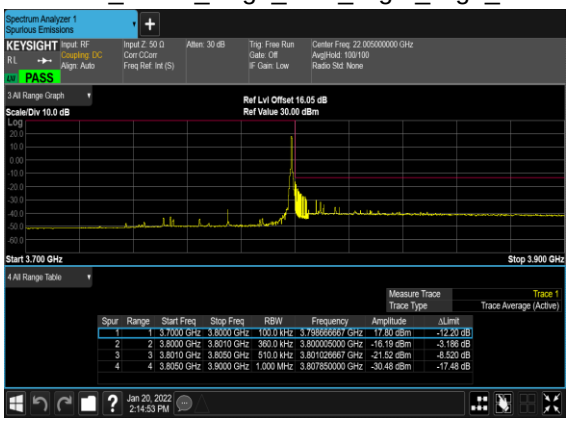

N78(50M)_DFT-s-OFDM_QPSK_Edge_1RB_Right_High_CH

N78(50M)_DFT-s-OFDM_BPSK_Outer_Full_High_CH

N78(50M)_DFT-s-OFDM_QPSK_Outer_Full_High_CH

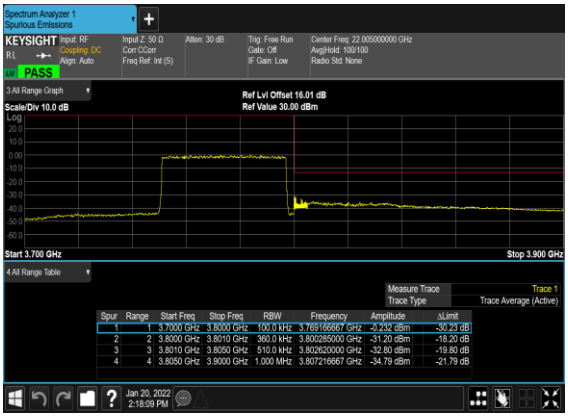

N78(100M)_DFT-s-OFDM_BPSK_Edge_1RB_Left_Mid_CH

N78(100M)_DFT-s-OFDM_QPSK_Edge_1RB_Left_Mid_CH

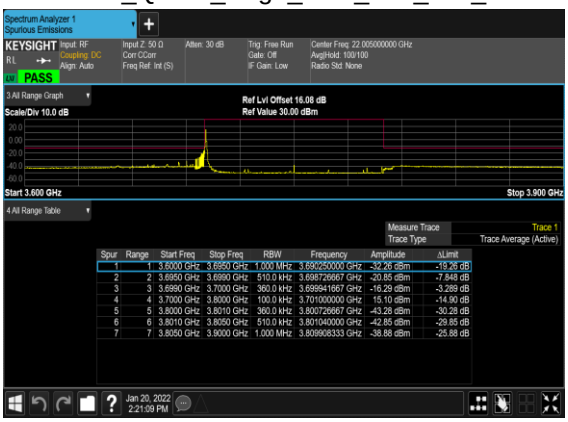

N78(100M)_DFT-s-OFDM_BPSK_Edge_1RB_Right_Mid_CH

N78(100M)_DFT-s-OFDM_QPSK_Edge_1RB_Right_Mid_CH

N78(100M)_DFT-s-OFDM_BPSK_Outer_Full_Mid_CH

N78(100M)_DFT-s-OFDM_QPSK_Outer_Full_Mid_CH

Appendix B. Test Results of Radiated Test

Radiated Spurious Emission

Test Engineer :	Kuang Jia	Temperature :	22~25℃
		Relative Humidity :	48~52%

SA n77 / 100MHz / QPSK / ANT4									
Channel	Frequency (MHz)	EIRP (dBm)	Limit (dBm)	Over Limit (dB)	SPA Reading (dBm)	S.G. Power (dBm)	TX Cable loss (dB)	TX Antenna Gain (dBi)	Polarization (H/V)
Middle	7582.90	-51.42	-13	-38.42	-73.57	-56.98	7.14	12.70	H
	11374.35	-47.93	-13	-34.93	-77.77	-51.23	8.30	11.60	H
	15165.80	-47.14	-13	-34.14	-77.75	-48.66	10.48	12.00	H
	7582.90	-55.32	-13	-42.32	-77.26	-60.88	7.14	12.70	V
	11374.35	-50.56	-13	-37.56	-80.2	-53.86	8.30	11.60	V
	15165.80	-47.92	-13	-34.92	-78.84	-49.44	10.48	12.00	V

Remark: Spurious emissions within 30-1000MHz were found more than 20dB below limit line.

SA n78 / 100MHz / QPSK / ANT4									
Channel	Frequency (MHz)	EIRP (dBm)	Limit (dBm)	Over Limit (dB)	SPA Reading (dBm)	S.G. Power (dBm)	TX Cable loss (dB)	TX Antenna Gain (dBi)	Polarization (H/V)
Middle	7402.50	-56.81	-13	-43.81	-79.46	-62.37	7.14	12.70	H
	11103.75	-48.59	-13	-35.59	-77.64	-51.89	8.30	11.60	H
	14805.00	-45.53	-13	-32.53	-77.41	-47.05	10.48	12.00	H
	7402.50	-57.35	-13	-44.35	-80.05	-62.91	7.14	12.70	V
	11103.75	-50.37	-13	-37.37	-79.12	-53.67	8.30	11.60	V
	14805.00	-45.92	-13	-32.92	-77.99	-47.44	10.48	12.00	V

Remark: Spurious emissions within 30-1000MHz were found more than 20dB below limit line.

EN-DC_2A_n78A / LTE 10MHz + NR 100MHz / QPSK / ANT2(LTE) & ANT4(NR)									
Channel	Frequency (MHz)	ERP/EIRP (dBm)	Limit (dBm)	Over Limit (dB)	SPA Reading (dBm)	S.G. Power (dBm)	TX Cable loss (dB)	TX Antenna Gain (dBi)	Polarization (H/V)
NR n78 Middle	7402.50	-57.64	-13	-44.64	-80.29	-63.20	7.14	12.70	H
	11103.75	-51.23	-13	-38.23	-80.28	-54.53	8.30	11.60	H
	14805.00	-47.75	-13	-34.75	-79.63	-49.27	10.48	12.00	H
	7402.50	-57.50	-13	-44.50	-80.2	-63.06	7.14	12.70	V
	11103.75	-51.30	-13	-38.30	-80.05	-54.60	8.30	11.60	V
	14805.00	-47.45	-13	-34.45	-79.52	-48.97	10.48	12.00	V
LTE Band2 Middle	3760	-58.32	-13	-45.32	-72.77	-65.07	5.85	12.60	H
	5640	-62.33	-13	-49.33	-79.21	-69.13	6.30	13.10	H
	7520	-57.80	-13	-44.80	-80.10	-61.95	7.35	11.50	H
	3760	-61.42	-13	-48.42	-76.05	-68.17	5.85	12.60	V
	5640	-62.82	-13	-49.82	-79.59	-69.62	6.30	13.10	V
	7520	-57.48	-13	-44.48	-79.66	-61.63	7.35	11.50	V

Remark:

1. Spurious emissions within 30-1000MHz were found more than 20dB below limit line.
2. For NSA mode of RSE testing, we only choose the combination of the maximum power among all NSA combinations to test.