N41(10M)_DFT-s-OFDM_BPSK_Edge_1RB_Left_Low_CH

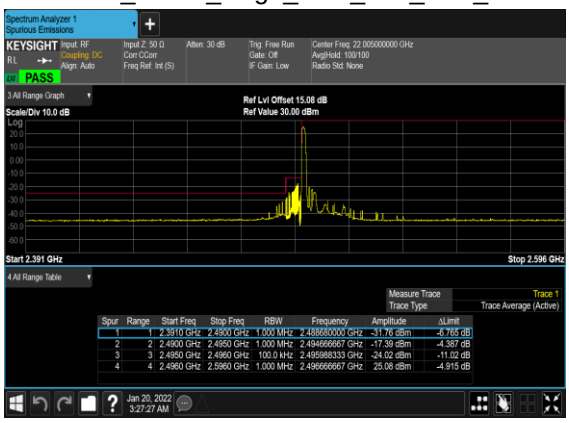

N41(10M)_DFT-s-OFDM_QPSK_Edge_1RB_Left_Low_CH

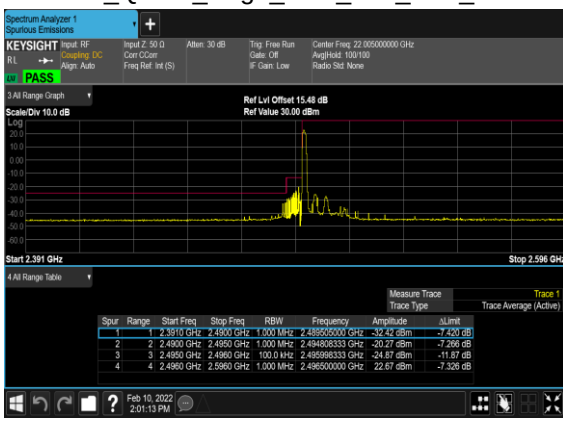

N41(10M)_DFT-s-OFDM_BPSK_Outer_Full_Low_CH

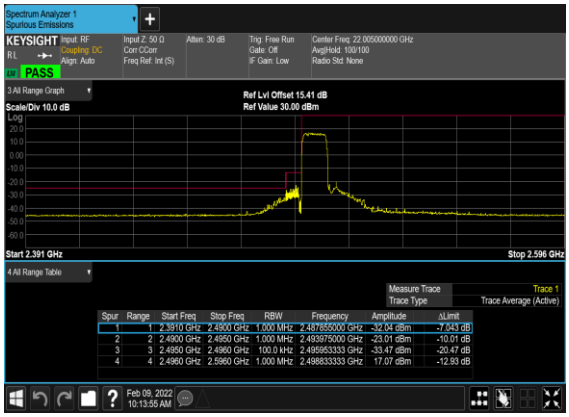

N41(10M)_DFT-s-OFDM_QPSK_Outer_Full_Low_CH

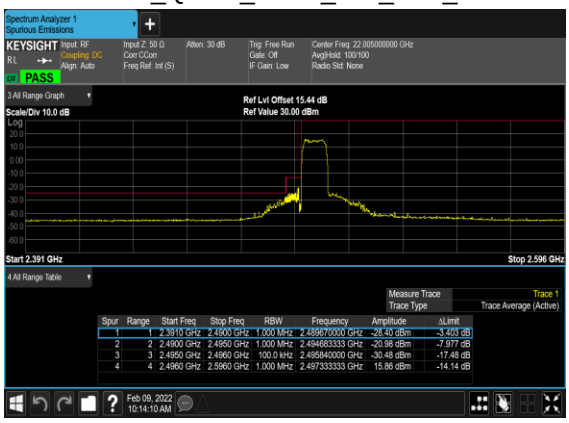

N41(10M)_DFT-s-OFDM_BPSK_Edge_1RB_Right_High_CH

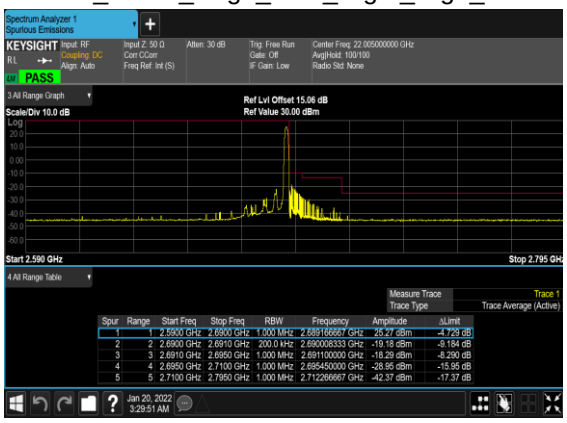

N41(10M)_DFT-s-OFDM_QPSK_Edge_1RB_Right_High_CH

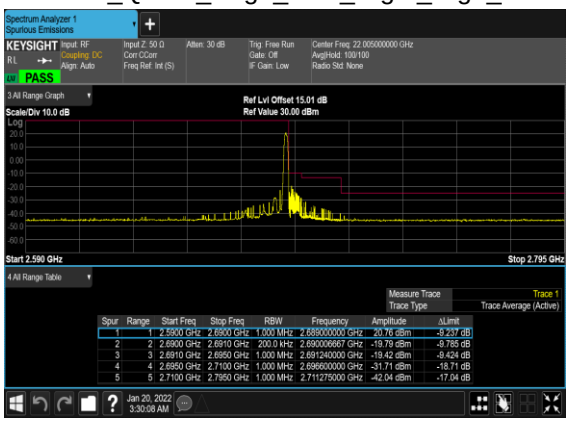

N41(10M)_DFT-s-OFDM_BPSK_Outer_Full_High_CH

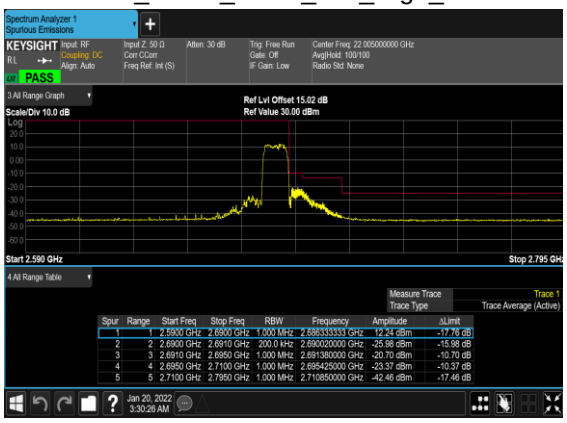

N41(10M)_DFT-s-OFDM_QPSK_Outer_Full_High_CH

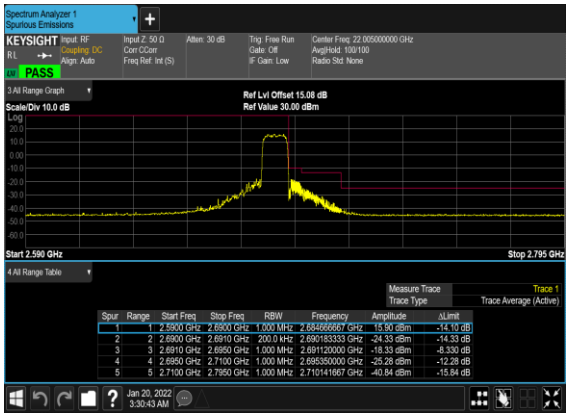

N41(50M)_DFT-s-OFDM_BPSK_Edge_1RB_Left_Low_CH

N41(50M)_DFT-s-OFDM_QPSK_Edge_1RB_Left_Low_CH

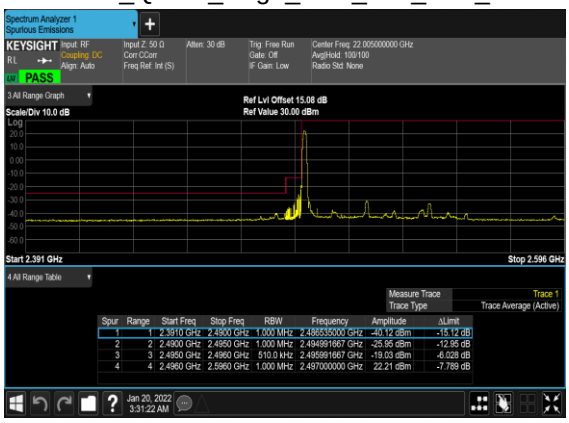

N41(50M)_DFT-s-OFDM_BPSK_Outer_Full_Low_CH

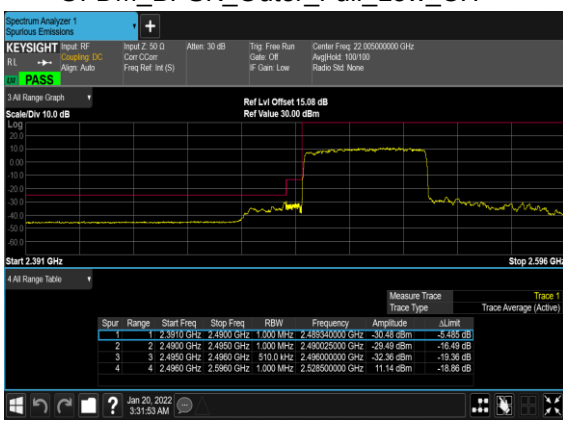

N41(50M)_DFT-s-OFDM_QPSK_Outer_Full_Low_CH

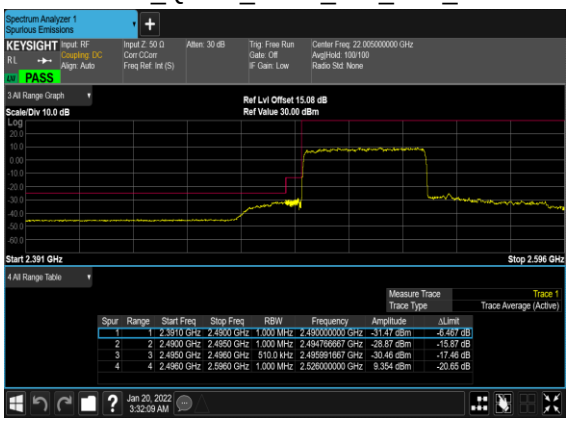

N41(50M)_DFT-s-OFDM_BPSK_Edge_1RB_Right_High_CH

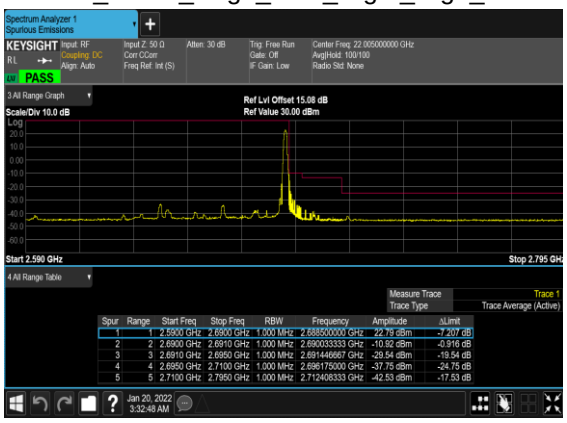

N41(50M)_DFT-s-OFDM_BPSK_Edge_1RB_Right_High_CH_**CHP_PASS**

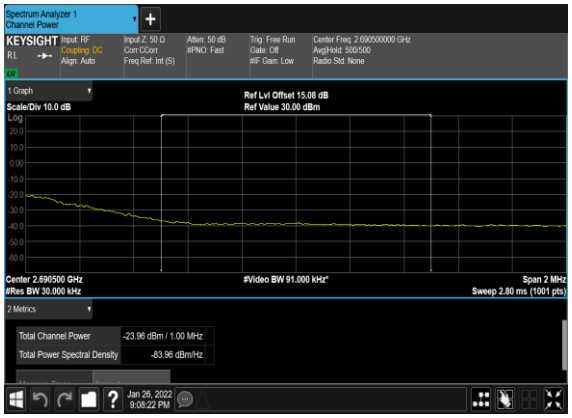

N41(50M)_DFT-s-OFDM_QPSK_Edge_1RB_Right_High_CH

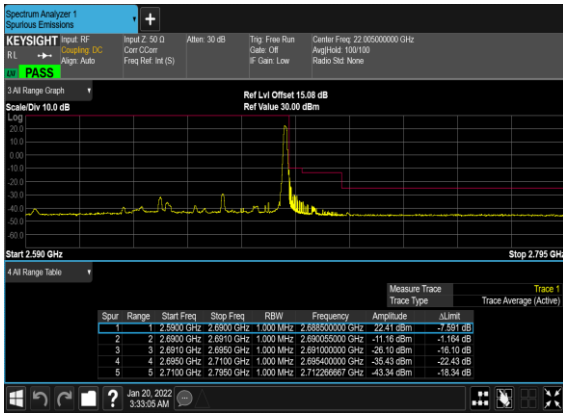

N41(50M)_DFT-s-OFDM_QPSK_Edge_1RB_Right_High_CH_**CHP_PASS**

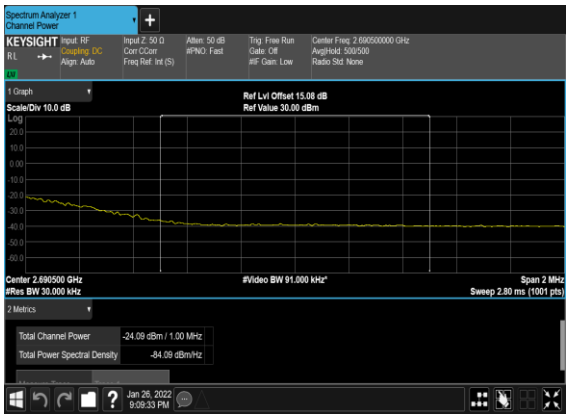

N41(50M)_DFT-s-OFDM_BPSK_Outer_Full_High_CH

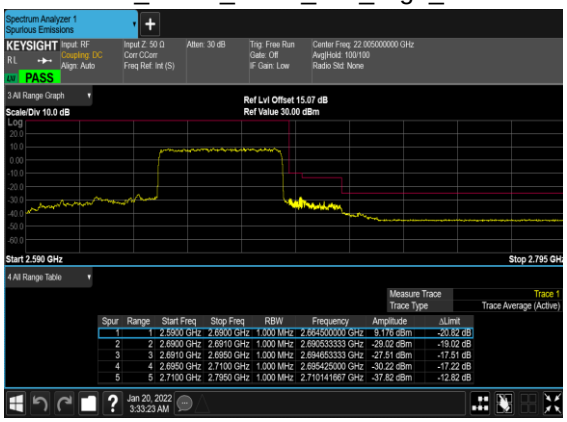

N41(50M)_DFT-s-OFDM_QPSK_Outer_Full_High_CH

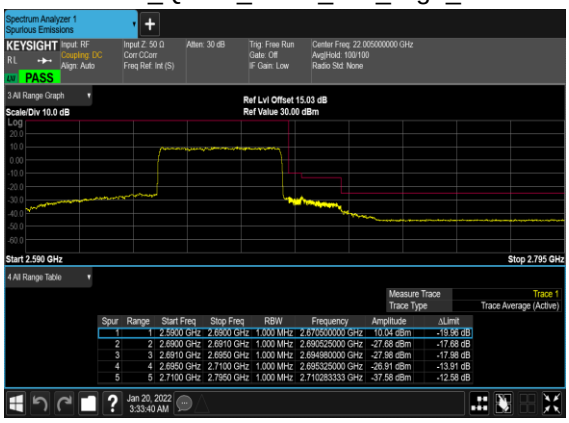

N41(100M)_DFT-s-OFDM_BPSK_Edge_1RB_Left_Low_CH

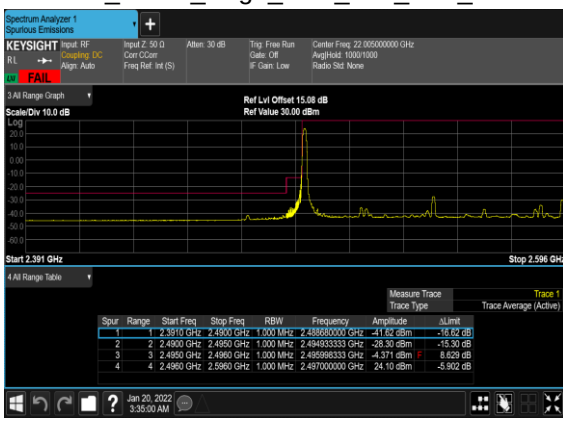

N41(100M)_DFT-s-OFDM_BPSK_Edge_1RB_Left_Low_CH_CHP_PAS

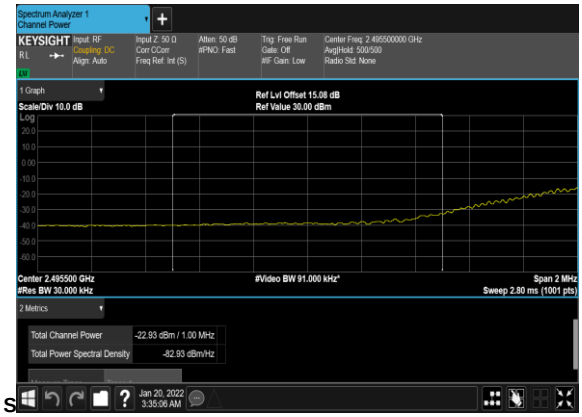

N41(100M)_DFT-s-OFDM_QPSK_Edge_1RB_Left_Low_CH

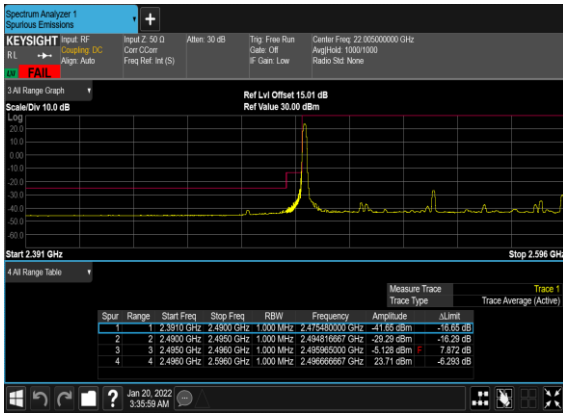

N41(100M)_DFT-s-OFDM_QPSK_Edge_1RB_Left_Low_CH_CHP_PAS

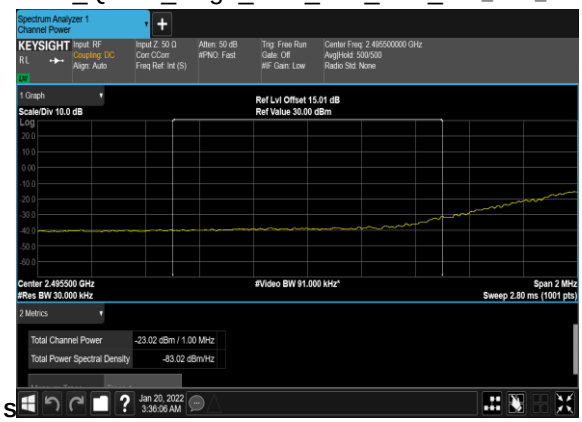

N41(100M)_DFT-s-OFDM_BPSK_Outer_Full_Low_CH

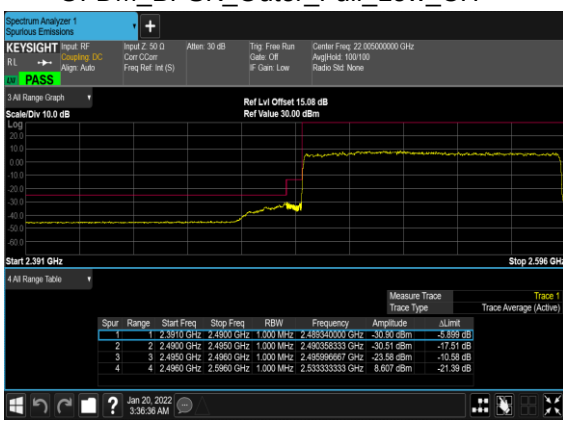

N41(100M)_DFT-s-OFDM_QPSK_Outer_Full_Low_CH

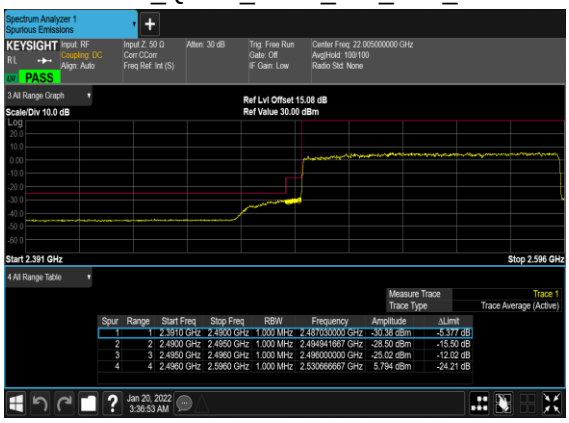

N41(100M)_DFT-s-OFDM_BPSK_Edge_1RB_Right_High_CH

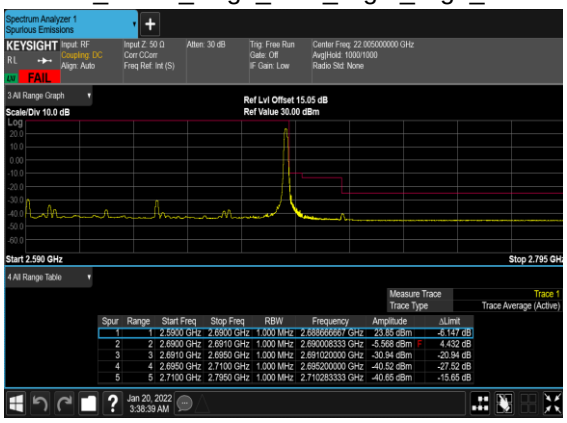

N41(100M)_DFT-s-OFDM_BPSK_Edge_1RB_Right_High_CH_**CHP_PASS**

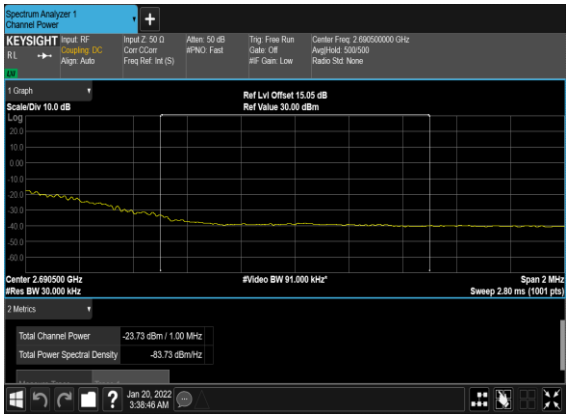

N41(100M)_DFT-s-OFDM_QPSK_Edge_1RB_Right_High_CH

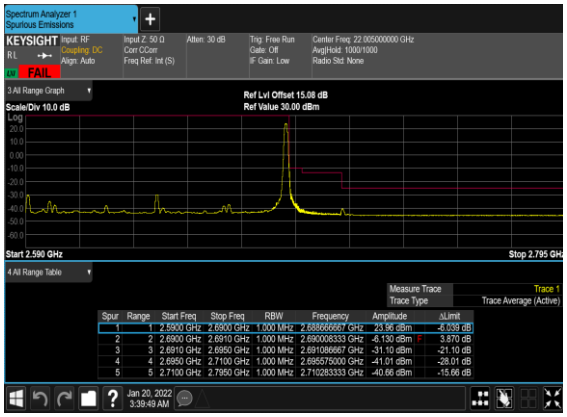

N41(100M)_DFT-s-OFDM_QPSK_Edge_1RB_Right_High_CH_**CHP_PASS**

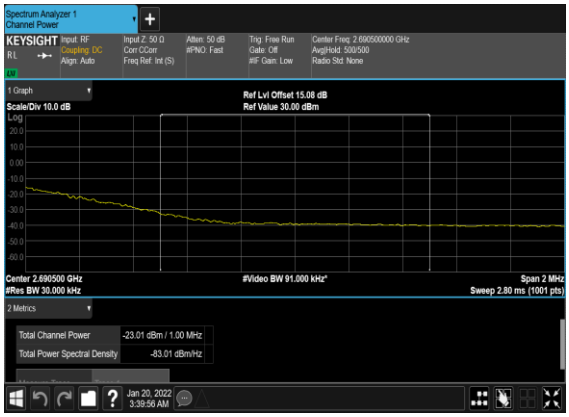

N41(100M)_DFT-s-OFDM_BPSK_Outer_Full_High_CH

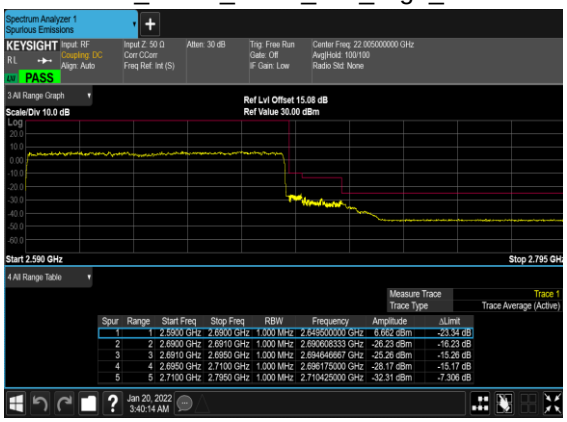

N41(100M)_DFT-s-OFDM_QPSK_Outer_Full_High_CH

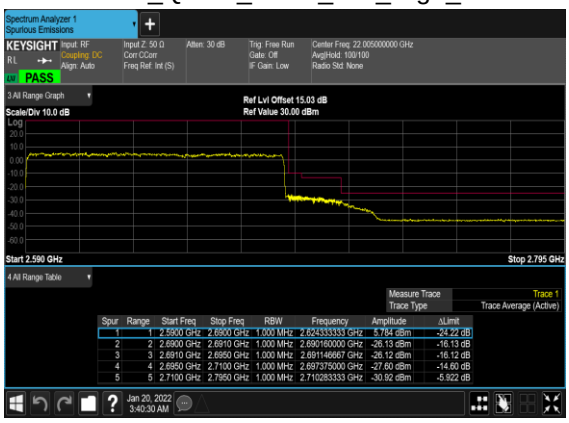

Appendix B. Test Results of Radiated Test

Radiated Spurious Emission

Test Engineer :	KuangJia/Zhao Hui Liang	Temperature :	22~25℃
		Relative Humidity :	48~52%

Note: Pre-scanned harmonic for the different antenna combinations for EN-DC mode, we choose the worst antenna mode to test.

SA n5 / NR 20MHz(ANT0) / QPSK									
Channel	Frequency (MHz)	ERP (dBm)	Limit (dBm)	Over Limit (dB)	SPA Reading (dBm)	S.G. Power (dBm)	TX Cable loss (dB)	TX Antenna Gain (dBi)	Polarization (H/V)
Middle	1654.5	-66.96	-13	-53.96	-73.06	-70.21	4.00	9.40	H
	2481.75	-48.63	-13	-35.63	-58.84	-52.20	4.88	10.60	H
	3309	-63.44	-13	-50.44	-75.56	-68.37	5.52	12.60	H
	1654.5	-67.25	-13	-54.25	-73.20	-70.50	4.00	9.40	V
	2481.75	-51.97	-13	-38.97	-62.54	-55.54	4.88	10.60	V
	3309	-62.60	-13	-49.60	-75.16	-67.53	5.52	12.60	V

Remark: Spurious emissions within 30-1000MHz were found more than 20dB below limit line.

EN-DC_7A_n5A / LTE 10MHz(ANT5) + NR 20MHz(ANT0) / QPSK									
Channel	Frequency (MHz)	ERP/EIRP (dBm)	Limit (dBm)	Over Limit (dB)	SPA Reading (dBm)	S.G. Power (dBm)	TX Cable loss (dB)	TX Antenna Gain (dBi)	Polarization (H/V)
NR n5 Middle	1654.5	-67.14	-13	-54.14	-73.24	-70.39	4.00	9.40	H
	2481.75	-57.86	-13	-44.86	-68.07	-61.43	4.88	10.60	H
	3309	-63.42	-13	-50.42	-75.54	-68.35	5.52	12.60	H
	1654.5	-67.32	-13	-54.32	-73.27	-70.57	4.00	9.40	V
	2481.75	-62.53	-13	-49.53	-73.10	-66.10	4.88	10.60	V
	3309	-62.99	-13	-49.99	-75.55	-67.92	5.52	12.60	V
LTE Band7 Middle	5061.18	-62.78	-25	-37.78	-80.20	-68.34	7.14	12.70	H
	7591.77	-58.04	-25	-33.04	-80.17	-61.34	8.30	11.60	H
	10122.36	-53.84	-25	-28.84	-80.72	-55.36	10.48	12.00	H
	5061.18	-62.90	-25	-37.90	-80.25	-68.46	7.14	12.70	V
	7591.77	-58.13	-25	-33.13	-80.04	-61.43	8.30	11.60	V
	10122.36	-54.15	-25	-29.15	-80.56	-55.67	10.48	12.00	V

Remark: Spurious emissions within 30-1000MHz were found more than 20dB below limit line.

SA n7 / NR 50MHz(ANT0) / QPSK									
Channel	Frequency (MHz)	EIRP (dBm)	Limit (dBm)	Over Limit (dB)	SPA Reading (dBm)	S.G. Power (dBm)	TX Cable loss (dB)	TX Antenna Gain (dBi)	Polarization (H/V)
Middle	5070.00	-63.04	-25	-38.04	-80.42	-68.60	7.14	12.70	H
	7605.00	-57.58	-25	-32.58	-79.70	-60.88	8.30	11.60	H
	10140.00	-53.18	-25	-28.18	-80.06	-54.70	10.48	12.00	H
	5070.00	-62.91	-25	-37.91	-80.22	-68.47	7.14	12.70	V
	7605.00	-57.31	-25	-32.31	-79.21	-60.61	8.30	11.60	V
	10140.00	-53.54	-25	-28.54	-79.97	-55.06	10.48	12.00	V

Remark: Spurious emissions within 30-1000MHz were found more than 20dB below limit line.

SA n38 / NR 50MHz(ANT0) / QPSK									
Channel	Frequency (MHz)	EIRP (dBm)	Limit (dBm)	Over Limit (dB)	SPA Reading (dBm)	S.G. Power (dBm)	TX Cable loss (dB)	TX Antenna Gain (dBi)	Polarization (H/V)
Middle	5190.00	-62.83	-25	-37.83	-80.11	-68.39	7.14	12.70	H
	7785.00	-57.35	-25	-32.35	-80.01	-60.65	8.30	11.60	H
	10380.00	-54.05	-25	-29.05	-80.84	-55.57	10.48	12.00	H
	5190.00	-62.93	-25	-37.93	-80.16	-68.49	7.14	12.70	V
	7785.00	-57.22	-25	-32.22	-79.89	-60.52	8.30	11.60	V
	10380.00	-54.33	-25	-29.33	-80.94	-55.85	10.48	12.00	V

Remark: Spurious emissions within 30-1000MHz were found more than 20dB below limit line.

SA n41 / NR 100MHz(ANT0) / QPSK									
Channel	Frequency (MHz)	EIRP (dBm)	Limit (dBm)	Over Limit (dB)	SPA Reading (dBm)	S.G. Power (dBm)	TX Cable loss (dB)	TX Antenna Gain (dBi)	Polarization (H/V)
Middle	5089.00	-63.30	-25	-38.30	-80.69	-68.86	7.14	12.70	H
	7633.50	-57.63	-25	-32.63	-79.84	-60.93	8.30	11.60	H
	10178.00	-53.65	-25	-28.65	-80.51	-55.17	10.48	12.00	H
	5089.00	-63.30	-25	-38.30	-80.62	-68.86	7.14	12.70	V
	7633.50	-57.62	-25	-32.62	-79.64	-60.92	8.30	11.60	V
	10178.00	-54.29	-25	-29.29	-80.74	-55.81	10.48	12.00	V

Remark: Spurious emissions within 30-1000MHz were found more than 20dB below limit line.

For other PA:

EN-DC_5A_n7A / LTE 10MHz(ANT1) + NR 50MHz(ANT0) / QPSK									
Channel	Frequency (MHz)	ERP/EIRP (dBm)	Limit (dBm)	Over Limit (dB)	SPA Reading (dBm)	S.G. Power (dBm)	TX Cable loss (dB)	TX Antenna Gain (dBi)	Polarization (H/V)
NR n7 Middle	5070.00	-63.55	-25	-38.55	-80.93	-69.11	7.14	12.70	H
	7608.00	-58.23	-25	-33.23	-80.36	-61.53	8.30	11.60	H
	10143.00	-53.73	-25	-28.73	-80.61	-55.25	10.48	12.00	H
	5070.00	-63.24	-25	-38.24	-80.55	-68.80	7.14	12.70	V
	7608.00	-58.62	-25	-33.62	-80.53	-61.92	8.30	11.60	V
	10143.00	-54.31	-25	-29.31	-80.74	-55.83	10.48	12.00	V
LTE Band5 Middle	1664.18	-67.13	-13	-54.13	-73.24	-70.38	4.00	9.40	H
	2496.27	-64.44	-13	-51.44	-74.63	-68.01	4.88	10.60	H
	3328.36	-63.75	-13	-50.75	-75.72	-68.68	5.52	12.60	H
	1664.18	-67.06	-13	-54.06	-72.94	-70.31	4.00	9.40	V
	2496.27	-63.96	-13	-50.96	-74.49	-67.53	4.88	10.60	V
	3328.36	-63.51	-13	-50.51	-75.89	-68.44	5.52	12.60	V

Remark: Spurious emissions within 30-1000MHz were found more than 20dB below limit line.