**Transmit at 2457Hz by 802.11n(20MHz)**

*Test Graph*

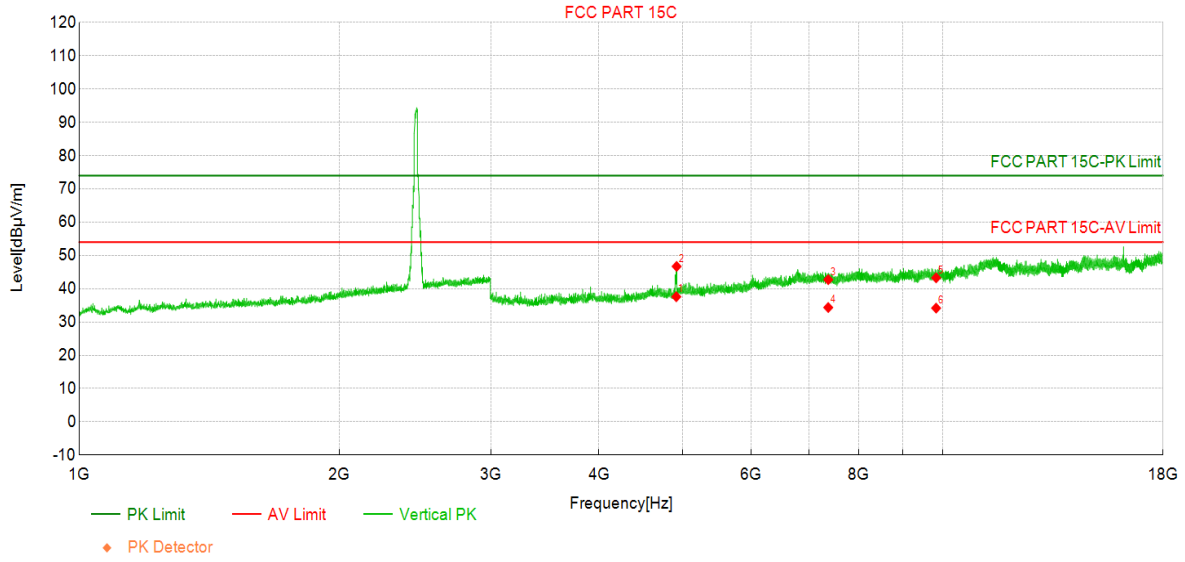


| Data List | | | | | | | | | |
|---|---|---|---|---|---|---|---|---|---|
| NO. | Frequency [MHz] | Reading [dBµV] | Level [dBµV/m] | Factor [dB/m] | Limit [dBµV/m] | Margin [dB] | Det | Pol | Verdict |
| 1 | 4915.50 | 45.6 | 37.59 | -8.010 | 54.00 | 16.41 | AV | Vertic | PASS |
| 2 | 4920.00 | 54.7 | 46.70 | -7.990 | 74.00 | 27.30 | PK | Vertic | PASS |
| 3 | 7371.00 | 43.8 | 42.73 | -1.080 | 74.00 | 31.27 | PK | Vertic | PASS |
| 4 | 7371.00 | 35.4 | 34.35 | -1.080 | 54.00 | 19.65 | AV | Vertic | PASS |
| 5 | 9828.00 | 41.6 | 43.28 | 1.700 | 74.00 | 30.72 | PK | Vertic | PASS |
| 6 | 9828.00 | 32.5 | 34.17 | 1.700 | 54.00 | 19.83 | AV | Vertic | PASS |

**Transmit at 2462MHz by 802.11n(20MHz)**

*Test Graph*

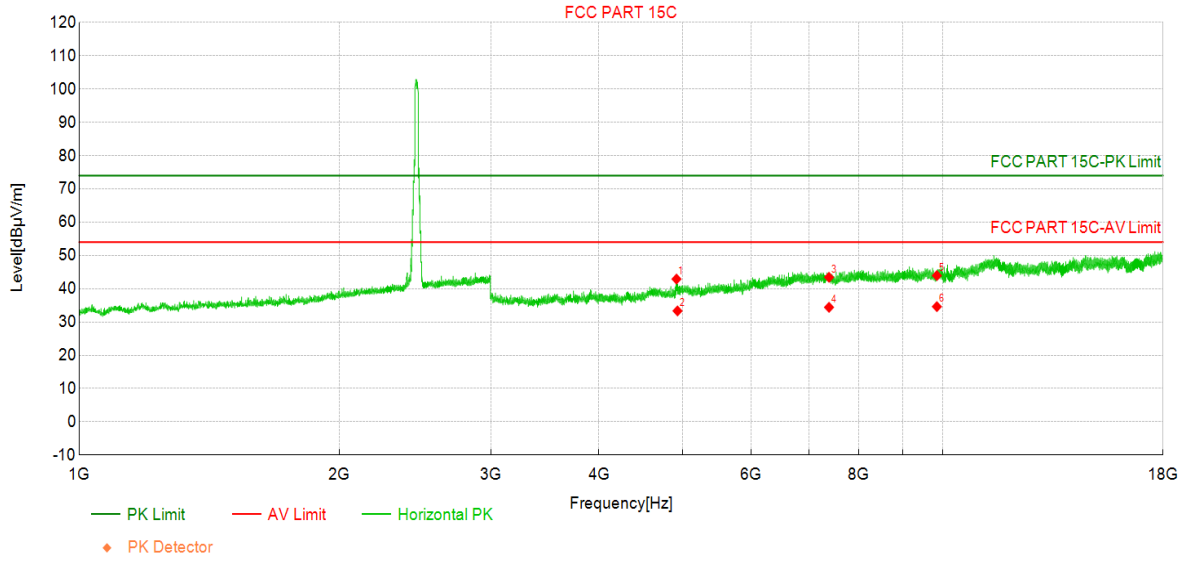


| Data List | | | | | | | | | |
|---|---|---|---|---|---|---|---|---|---|
| NO. | Frequency [MHz] | Reading [dBµV] | Level [dBµV/m] | Factor [dB/m] | Limit [dBµV/m] | Margin [dB] | Det | Pol | Verdict |
| 1 | 4917.75 | 50.9 | 42.90 | -8.000 | 74.00 | 31.10 | PK | Horizo | PASS |
| 2 | 4931.25 | 41.3 | 33.33 | -7.940 | 54.00 | 20.67 | AV | Horizo | PASS |
| 3 | 7386.00 | 44.4 | 43.44 | -0.980 | 74.00 | 30.56 | PK | Horizo | PASS |
| 4 | 7386.00 | 35.4 | 34.41 | -0.980 | 54.00 | 19.59 | AV | Horizo | PASS |
| 5 | 9848.00 | 42.1 | 43.95 | 1.880 | 74.00 | 30.05 | PK | Horizo | PASS |
| 6 | 9848.00 | 32.7 | 34.62 | 1.880 | 54.00 | 19.38 | AV | Horizo | PASS |

**Transmit at 2462MHz by 802.11n(20MHz)**

*Test Graph*

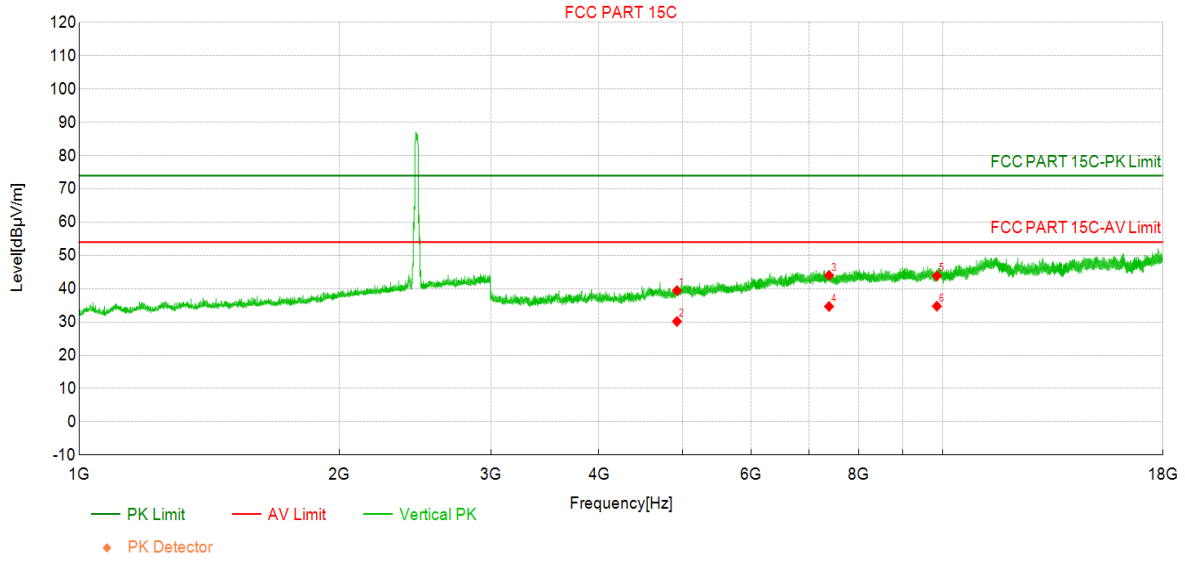


| Data List | | | | | | | | | |
|---|---|---|---|---|---|---|---|---|---|
| NO. | Frequency [MHz] | Reading [dBµV] | Level [dBµV/m] | Factor [dB/m] | Limit [dBµV/m] | Margin [dB] | Det | Pol | Verdict |
| 1 | 4924.00 | 47.4 | 39.42 | -7.970 | 74.00 | 34.58 | PK | Vertic | PASS |
| 2 | 4924.00 | 38.1 | 30.16 | -7.970 | 54.00 | 23.84 | AV | Vertic | PASS |
| 3 | 7386.00 | 45.0 | 44.01 | -0.980 | 74.00 | 29.99 | PK | Vertic | PASS |
| 4 | 7386.00 | 35.6 | 34.66 | -0.980 | 54.00 | 19.34 | AV | Vertic | PASS |
| 5 | 9848.00 | 42.0 | 43.87 | 1.880 | 74.00 | 30.13 | PK | Vertic | PASS |
| 6 | 9848.00 | 32.9 | 34.75 | 1.880 | 54.00 | 19.25 | AV | Vertic | PASS |

**Transmit at 2422MHz by 802.11n(40MHz)**

*Test Graph*

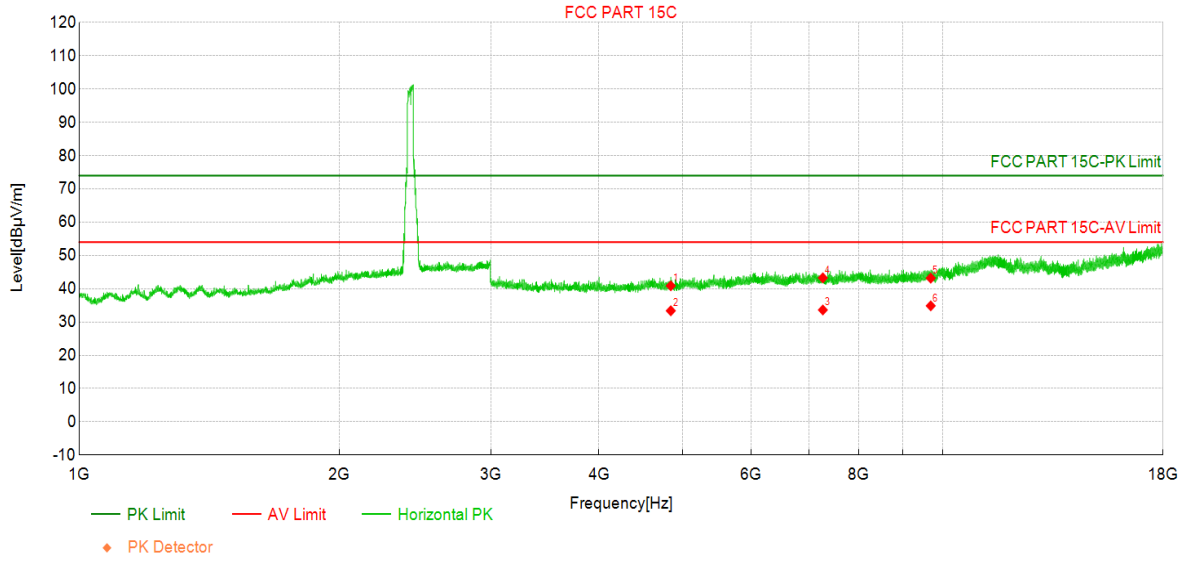


| Data List | | | | | | | | | |
|---|---|---|---|---|---|---|---|---|---|
| NO. | Frequency [MHz] | Reading [dBµV] | Level [dBµV/m] | Factor [dB/m] | Limit [dBµV/m] | Margin [dB] | Det | Pol | Verdict |
| 1 | 4844.00 | 47.4 | 40.87 | -6.480 | 74.00 | 33.13 | PK | Horizo | PASS |
| 2 | 4844.00 | 39.9 | 33.37 | -6.480 | 54.00 | 20.63 | AV | Horizo | PASS |
| 3 | 7266.00 | 35.9 | 33.62 | -2.300 | 54.00 | 20.38 | AV | Horizo | PASS |
| 4 | 7266.00 | 45.6 | 43.26 | -2.300 | 74.00 | 30.74 | PK | Horizo | PASS |
| 5 | 9688.00 | 42.4 | 43.18 | 0.810 | 74.00 | 30.82 | PK | Horizo | PASS |
| 6 | 9688.00 | 34.0 | 34.85 | 0.810 | 54.00 | 19.15 | AV | Horizo | PASS |

**Transmit at 2422MHz by 802.11n(40MHz)**

*Test Graph*

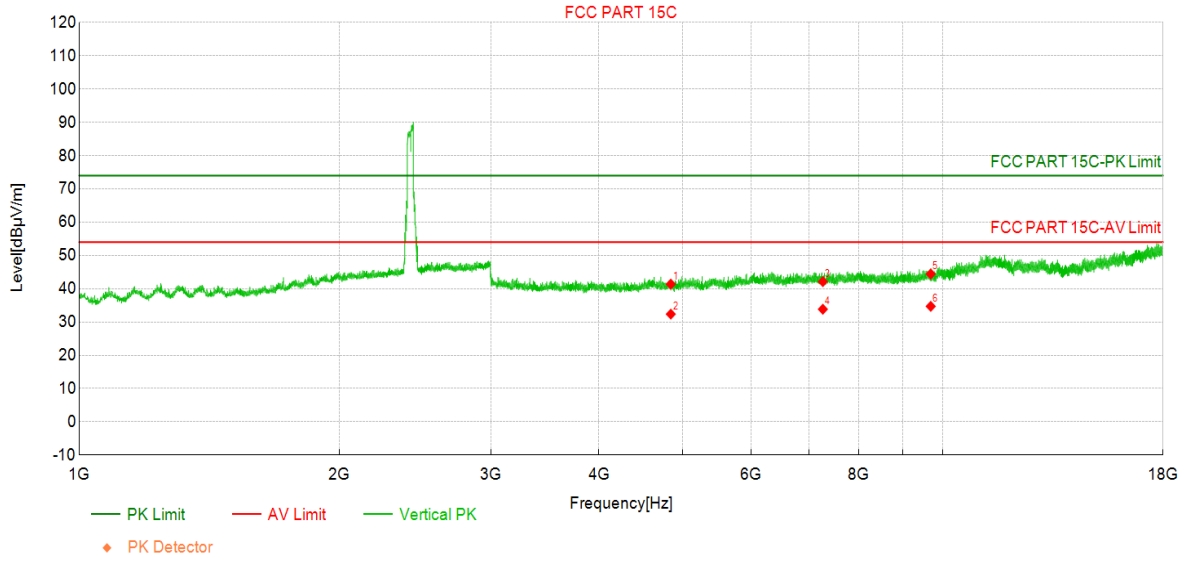


| Data List | | | | | | | | | |
|---|---|---|---|---|---|---|---|---|---|
| NO. | Frequency [MHz] | Reading [dBµV] | Level [dBµV/m] | Factor [dB/m] | Limit [dBµV/m] | Margin [dB] | Det | Pol | Verdict |
| 1 | 4844.00 | 47.9 | 41.38 | -6.480 | 74.00 | 32.62 | PK | Vertic | PASS |
| 2 | 4844.00 | 38.9 | 32.37 | -6.480 | 54.00 | 21.63 | AV | Vertic | PASS |
| 3 | 7266.00 | 44.4 | 42.13 | -2.300 | 74.00 | 31.87 | PK | Vertic | PASS |
| 4 | 7266.00 | 36.1 | 33.83 | -2.300 | 54.00 | 20.17 | AV | Vertic | PASS |
| 5 | 9688.00 | 43.6 | 44.44 | 0.810 | 74.00 | 29.56 | PK | Vertic | PASS |
| 6 | 9688.00 | 33.9 | 34.71 | 0.810 | 54.00 | 19.29 | AV | Vertic | PASS |

**Transmit at 2437MHz by 802.11n(40MHz)**

*Test Graph*

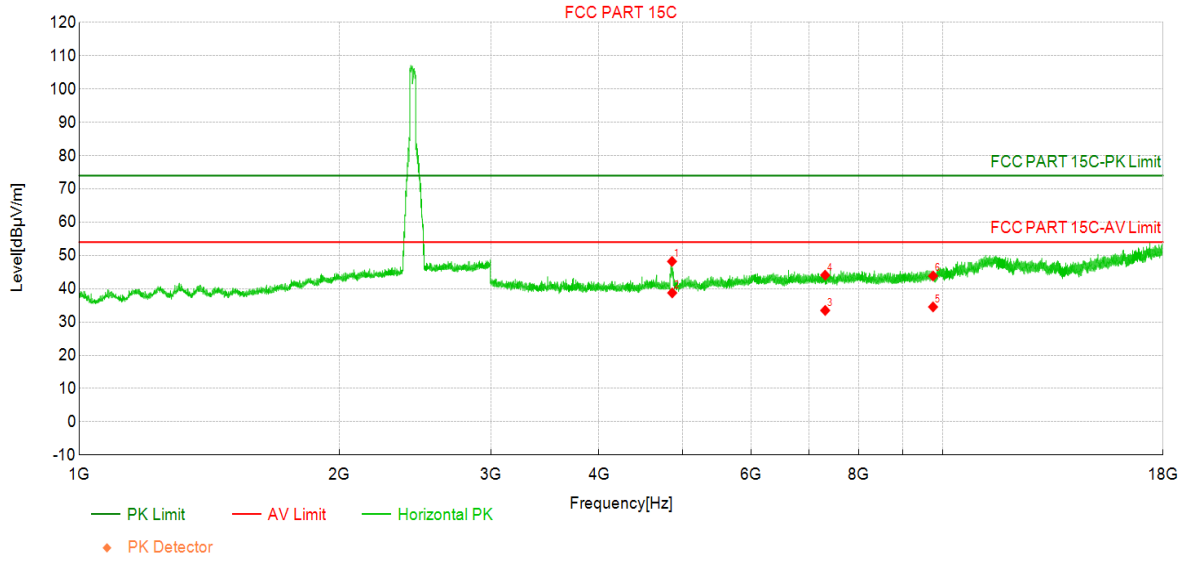


| Data List | | | | | | | | | |
|---|---|---|---|---|---|---|---|---|---|
| NO. | Frequency [MHz] | Reading [dBµV] | Level [dBµV/m] | Factor [dB/m] | Limit [dBµV/m] | Margin [dB] | Det | Pol | Verdict |
| 1 | 4860.00 | 54.6 | 48.20 | -6.430 | 74.00 | 25.80 | PK | Horizo | PASS |
| 2 | 4862.25 | 45.2 | 38.74 | -6.430 | 54.00 | 15.26 | AV | Horizo | PASS |
| 3 | 7311.00 | 35.8 | 33.47 | -2.280 | 54.00 | 20.53 | AV | Horizo | PASS |
| 4 | 7311.00 | 46.4 | 44.08 | -2.280 | 74.00 | 29.92 | PK | Horizo | PASS |
| 5 | 9748.00 | 33.7 | 34.53 | 0.830 | 54.00 | 19.47 | AV | Horizo | PASS |
| 6 | 9748.00 | 43.0 | 43.84 | 0.830 | 74.00 | 30.16 | PK | Horizo | PASS |

**Transmit at 2437MHz by 802.11n(40MHz)**

*Test Graph*

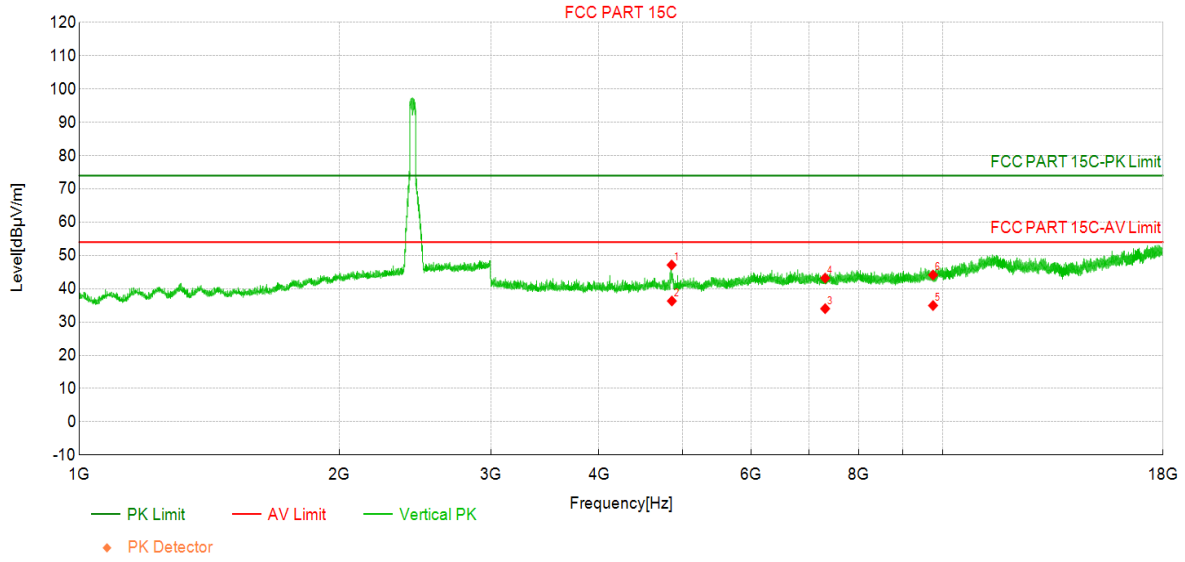


| Data List | | | | | | | | | |
|---|---|---|---|---|---|---|---|---|---|
| NO. | Frequency [MHz] | Reading [dBµV] | Level [dBµV/m] | Factor [dB/m] | Limit [dBµV/m] | Margin [dB] | Det | Pol | Verdict |
| 1 | 4854.75 | 53.6 | 47.13 | -6.450 | 74.00 | 26.87 | PK | Vertic | PASS |
| 2 | 4857.75 | 42.8 | 36.31 | -6.440 | 54.00 | 17.69 | AV | Vertic | PASS |
| 3 | 7311.00 | 36.3 | 34.00 | -2.280 | 54.00 | 20.00 | AV | Vertic | PASS |
| 4 | 7311.00 | 45.5 | 43.19 | -2.280 | 74.00 | 30.81 | PK | Vertic | PASS |
| 5 | 9748.00 | 34.1 | 34.95 | 0.830 | 54.00 | 19.05 | AV | Vertic | PASS |
| 6 | 9748.00 | 43.3 | 44.13 | 0.830 | 74.00 | 29.87 | PK | Vertic | PASS |

**Transmit at 2452MHz by 802.11n(40MHz)**

*Test Graph*

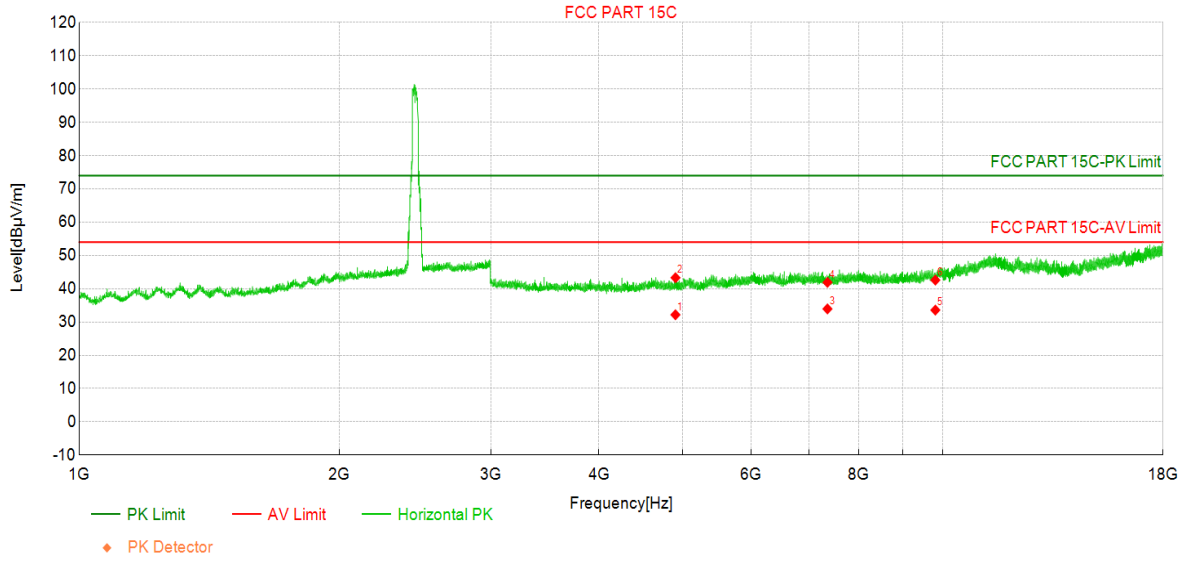


| Data List | | | | | | | | | |
|---|---|---|---|---|---|---|---|---|---|
| NO. | Frequency [MHz] | Reading [dBµV] | Level [dBµV/m] | Factor [dB/m] | Limit [dBµV/m] | Margin [dB] | Det | Pol | Verdict |
| 1 | 4904.00 | 38.5 | 32.16 | -6.310 | 54.00 | 21.84 | AV | Horizo | PASS |
| 2 | 4905.00 | 49.6 | 43.31 | -6.310 | 74.00 | 30.69 | PK | Horizo | PASS |
| 3 | 7356.00 | 36.0 | 33.93 | -2.040 | 54.00 | 20.07 | AV | Horizo | PASS |
| 4 | 7356.00 | 43.9 | 41.90 | -2.040 | 74.00 | 32.10 | PK | Horizo | PASS |
| 5 | 9808.00 | 32.7 | 33.58 | 0.900 | 54.00 | 20.42 | AV | Horizo | PASS |
| 6 | 9808.00 | 41.7 | 42.60 | 0.900 | 74.00 | 31.40 | PK | Horizo | PASS |

**Transmit at 2452MHz by 802.11n(40MHz)**

*Test Graph*

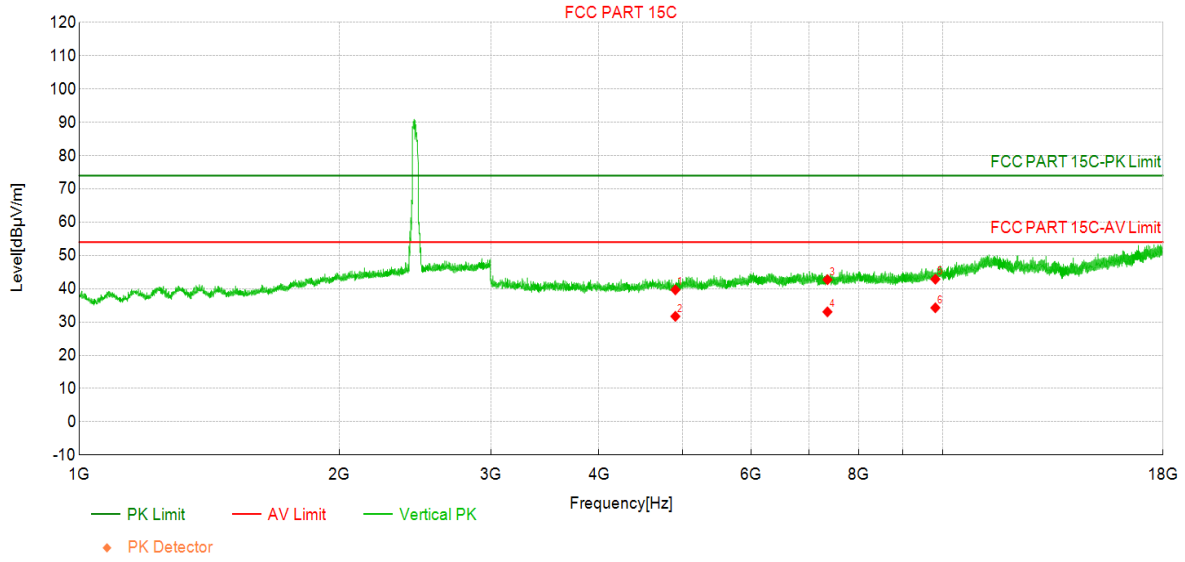


| Data List | | | | | | | | | |
|---|---|---|---|---|---|---|---|---|---|
| NO. | Frequency [MHz] | Reading [dBµV] | Level [dBµV/m] | Factor [dB/m] | Limit [dBµV/m] | Margin [dB] | Det | Pol | Verdict |
| 1 | 4904.00 | 46.0 | 39.67 | -6.310 | 74.00 | 34.33 | PK | Vertic | PASS |
| 2 | 4904.00 | 38.0 | 31.69 | -6.310 | 54.00 | 22.31 | AV | Vertic | PASS |
| 3 | 7356.00 | 44.8 | 42.72 | -2.040 | 74.00 | 31.28 | PK | Vertic | PASS |
| 4 | 7356.00 | 35.1 | 33.04 | -2.040 | 54.00 | 20.96 | AV | Vertic | PASS |
| 5 | 9808.00 | 42.0 | 42.87 | 0.900 | 74.00 | 31.13 | PK | Vertic | PASS |
| 6 | 9808.00 | 33.4 | 34.27 | 0.900 | 54.00 | 19.73 | AV | Vertic | PASS |

**Transmit at 2412MHz by 802.11b**

*Test Graph*

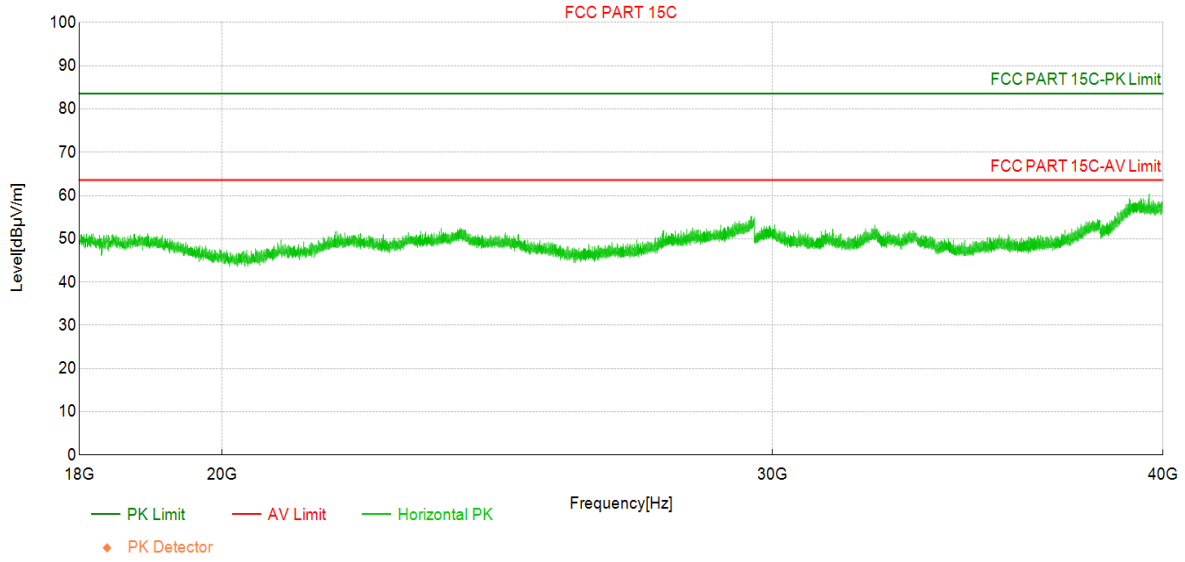

**Transmit at 2412MHz by 802.11b**

*Test Graph*

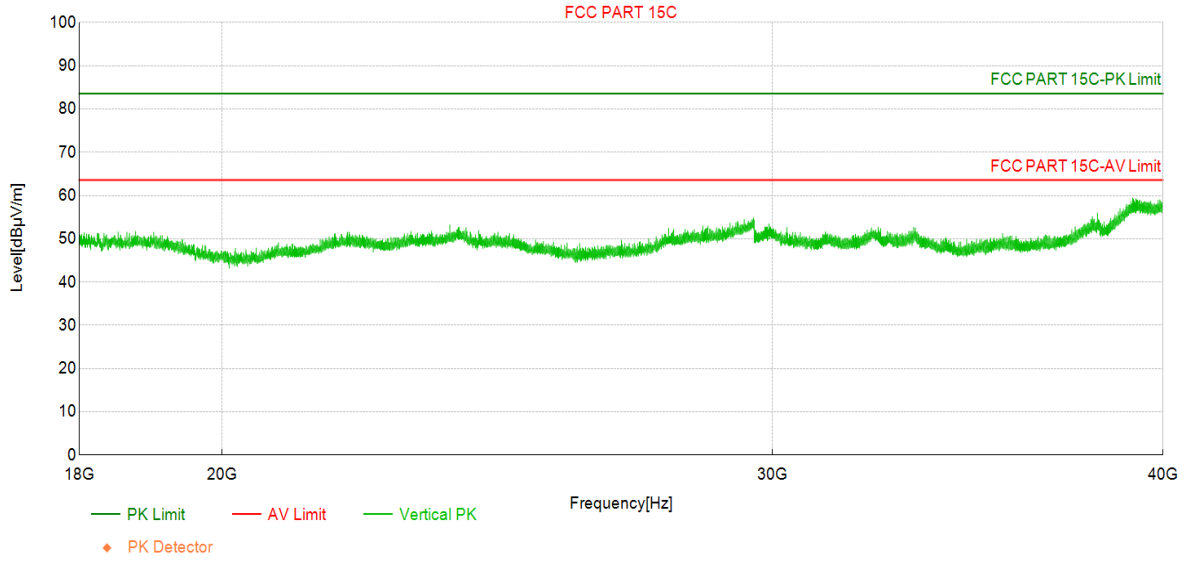

**Transmit at 2412MHz by 802.11b**

*Test Graph*

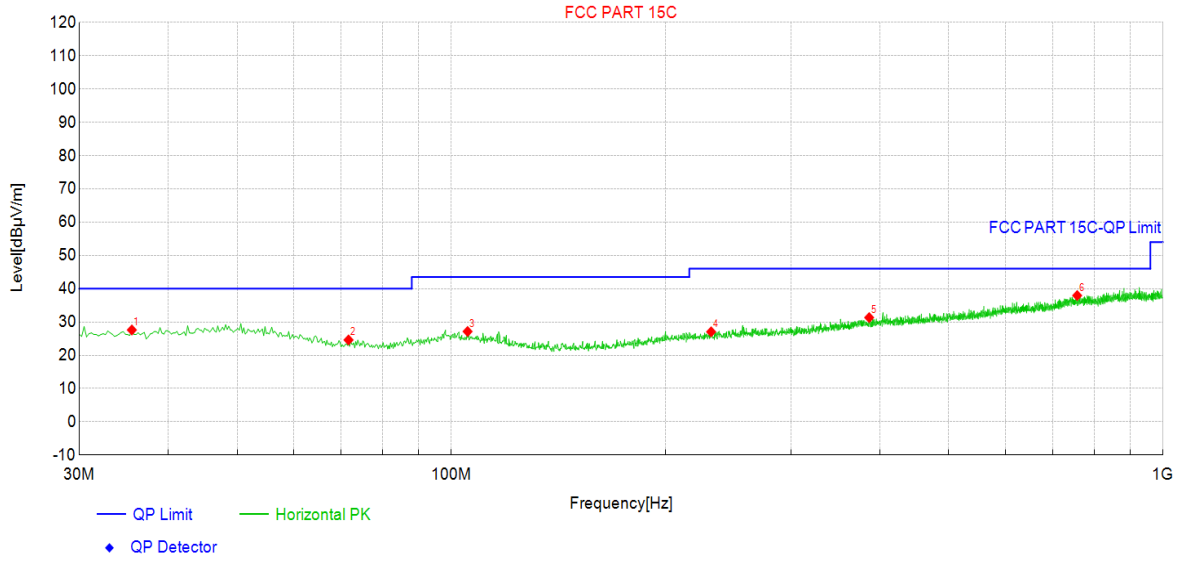


| Data List | | | | | | | | | |
|---|---|---|---|---|---|---|---|---|---|
| NO. | Frequency [MHz] | Reading [dBµV] | Level [dBµV/m] | Factor [dB/m] | Limit [dBµV/m] | Margin [dB] | Det | Pol | Verdict |
| 1 | 35.58 | 14.4 | 27.60 | 13.250 | 40.00 | 12.40 | PK | Horizo | PASS |
| 2 | 71.71 | 14.4 | 24.60 | 10.170 | 40.00 | 15.40 | PK | Horizo | PASS |
| 3 | 105.42 | 14.7 | 27.14 | 12.430 | 43.50 | 16.36 | PK | Horizo | PASS |
| 4 | 231.76 | 14.2 | 27.05 | 12.810 | 46.00 | 18.95 | PK | Horizo | PASS |
| 5 | 386.48 | 15.4 | 31.33 | 15.980 | 46.00 | 14.67 | PK | Horizo | PASS |
| 6 | 757.50 | 16.4 | 37.96 | 21.590 | 46.00 | 8.04 | PK | Horizo | PASS |

**Transmit at 2412MHz by 802.11b**

*Test Graph*

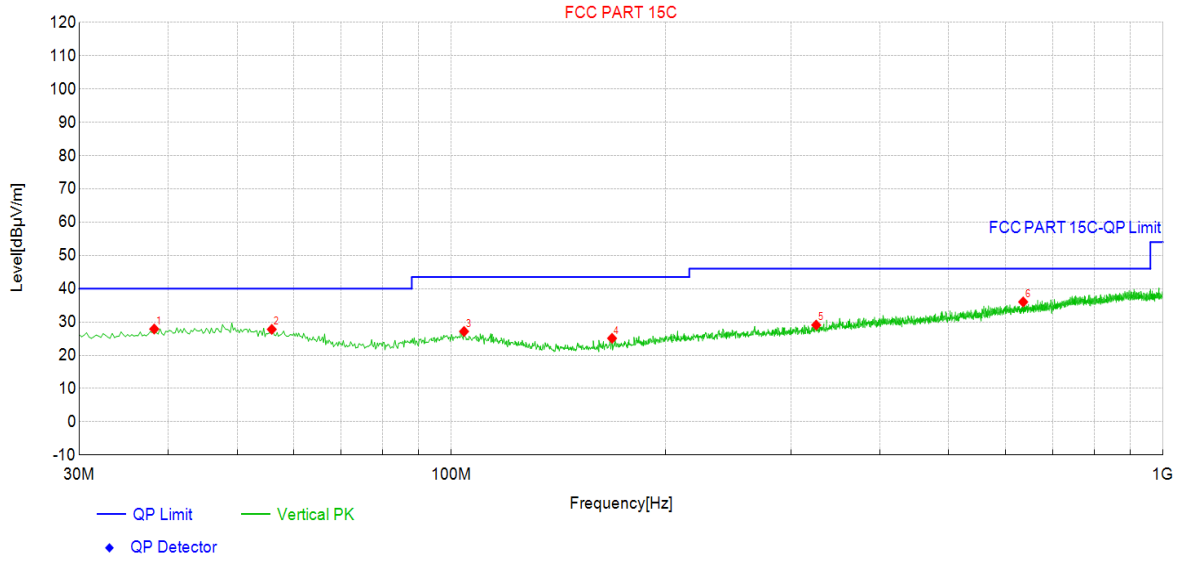


| Data List | | | | | | | | | |
|---|---|---|---|---|---|---|---|---|---|
| NO. | Frequency [MHz] | Reading [dBµV] | Level [dBµV/m] | Factor [dB/m] | Limit [dBµV/m] | Margin [dB] | Det | Pol | Verdict |
| 1 | 38.25 | 14.3 | 27.88 | 13.630 | 40.00 | 12.12 | PK | Vertic | PASS |
| 2 | 55.95 | 14.2 | 27.78 | 13.610 | 40.00 | 12.22 | PK | Vertic | PASS |
| 3 | 104.21 | 14.7 | 27.16 | 12.480 | 43.50 | 16.34 | PK | Vertic | PASS |
| 4 | 168.23 | 15.2 | 25.08 | 9.920 | 43.50 | 18.42 | PK | Vertic | PASS |
| 5 | 325.61 | 14.3 | 29.08 | 14.770 | 46.00 | 16.92 | PK | Vertic | PASS |
| 6 | 636.01 | 16.1 | 36.03 | 19.980 | 46.00 | 9.97 | PK | Vertic | PASS |

Note: Level = Reading + Factor
Note: In the report, below 1G, only the verification test is carried out for the worst channel of 1~18G worst mode.
Note: All test data above 18GHz are noise base, so no data shown in this report.

## AC Power Line Conducted Emission

| | |
|---|---|
| Limit: FCC_Part 15.107_CE_AC Power_Class B | Margin: 0 |
| Probe: ENV216_101189(0.009-30MHz) | Polarity: Line |
| EUT: Mobile Phone | Power: AC 120V/60Hz |
| Note: Transmit at 2412MHz by 802.11b | |

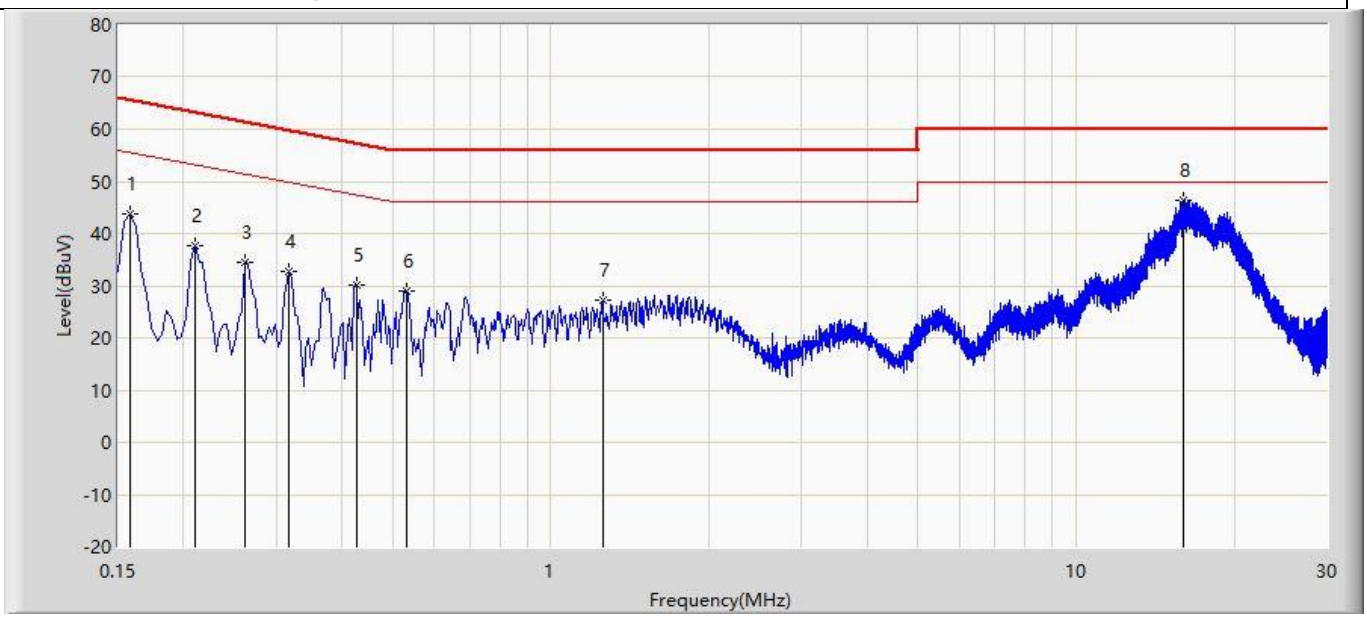


| No | Mark | Frequency (MHz) | Measure Level (dBuV) | Reading Level (dBuV) | Over Limit (dB) | Limit (dBuV) | Factor (dB) | Type |
|---|---|---|---|---|---|---|---|---|
| 1 | | 0.158 | 43.816 | 34.148 | -21.752 | 65.568 | 9.668 | QP |
| 2 | | 0.210 | 37.786 | 28.129 | -25.419 | 63.205 | 9.657 | QP |
| 3 | | 0.262 | 34.576 | 24.912 | -26.792 | 61.368 | 9.664 | QP |
| 4 | | 0.318 | 32.804 | 23.131 | -26.954 | 59.759 | 9.673 | QP |
| 5 | | 0.426 | 30.142 | 20.451 | -27.188 | 57.330 | 9.692 | QP |
| 6 | | 0.530 | 29.107 | 19.410 | -26.893 | 56.000 | 9.696 | QP |
| 7 | | 1.254 | 27.367 | 17.651 | -28.633 | 56.000 | 9.716 | QP |
| 8 | * | 15.974 | 46.349 | 36.135 | -13.651 | 60.000 | 10.214 | QP |

| | |
|---|---|
| Limit: FCC_Part 15.107_CE_AC Power_Class B | Margin: 0 |
| Probe: ENV216_101189(0.009-30MHz) | Polarity: Neutral |
| EUT: Mobile Phone | Power: AC 120V/60Hz |
| Note: Transmit at 2412MHz by 802.11b | |

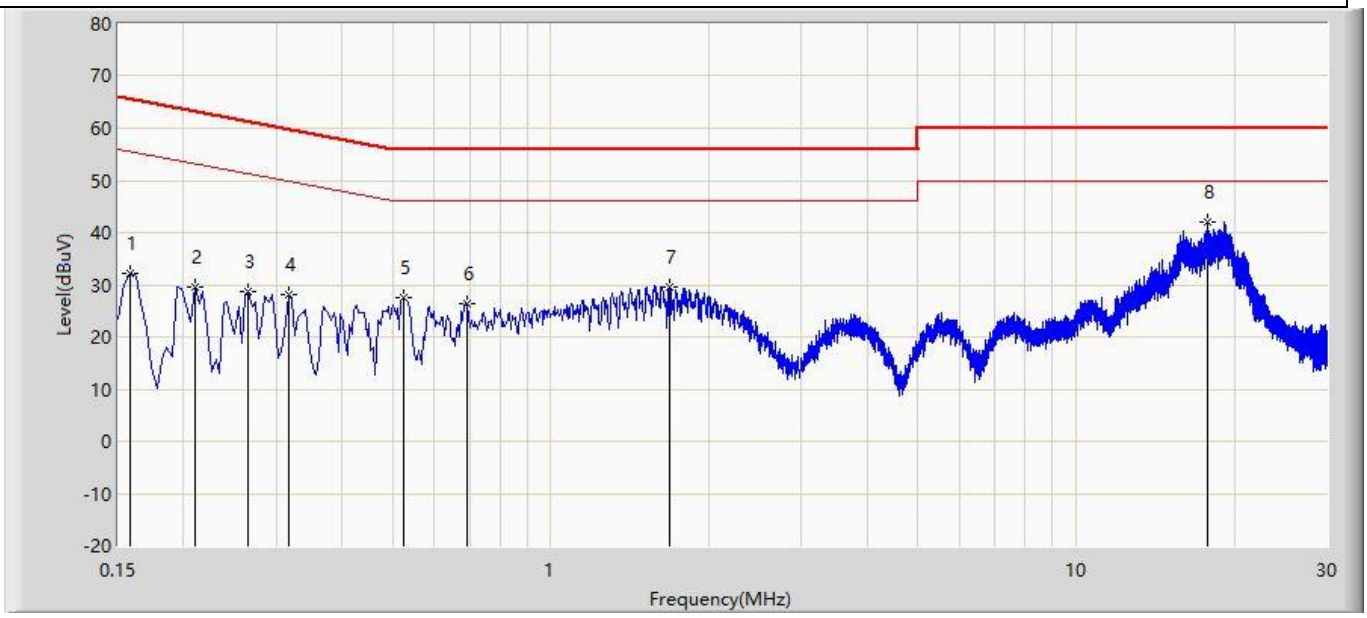


| No | Mark | Frequency (MHz) | Measure Level (dBuV) | Reading Level (dBuV) | Over Limit (dB) | Limit (dBuV) | Factor (dB) | Type |
|---|---|---|---|---|---|---|---|---|
| 1 | | 0.158 | 32.153 | 22.462 | -33.416 | 65.568 | 9.691 | QP |
| 2 | | 0.210 | 29.662 | 20.017 | -33.544 | 63.205 | 9.645 | QP |
| 3 | | 0.266 | 28.585 | 18.953 | -32.657 | 61.242 | 9.633 | QP |
| 4 | | 0.318 | 28.003 | 18.380 | -31.755 | 59.759 | 9.623 | QP |
| 5 | | 0.526 | 27.424 | 17.823 | -28.576 | 56.000 | 9.601 | QP |
| 6 | | 0.694 | 26.241 | 16.592 | -29.759 | 56.000 | 9.649 | QP |
| 7 | | 1.682 | 29.692 | 20.002 | -26.308 | 56.000 | 9.690 | QP |
| 8 | * | 17.722 | 42.121 | 31.813 | -17.879 | 60.000 | 10.308 | QP |

Note: Level = Reading + Factor

The End