TEST REPORT

Applicant:	Xiaomi Communications Co., Ltd.
Address:	#019, 9th Floor, Building 6, 33 Xi'erqi Middle Road, Haidian District, Beijing, China, 100085
Equipment Type:	Mobile Phone
Model Name:	2312DRAABG
Brand Name:	Redmi
FCC ID:	2AFZZAABG
Test Standard:	47 CFR Part 2 (Others refer to chapter 3.1)
Sample Arrival Date:	Jul. 20, 2023
Test Date:	Jul. 21, 2023 - Sep. 27, 2023
Date of Issue:	Oct. 07, 2023

ISSUED BY:

Shenzhen BALUN Technology Co., Ltd.

Tested by: Jiamin Lu **Checked by:** Wu Huihui **Approved by:** Tolan Tu

(Testing Director)

Revision History

Version	Issue Date	Revisions Content
Rev. 01	Oct. 07, 2023	Initial Issue

TABLE OF CONTENTS

1 GENERAL INFORMATION 4

1.1 Test Laboratory 4

1.2 Test Location 4

2 PRODUCT INFORMATION 5

2.1 Applicant Information 5

2.2 Manufacturer Information 5

2.3 General Description for Equipment under Test (EUT) 5

2.4 Technical Information 6

3 SUMMARY OF TEST RESULTS 11

3.1 Test Standards 11

3.2 Test Verdict 12

4 GENERAL TEST CONFIGURATIONS 13

4.1 Test Environments 13

4.2 Test Equipment List 13

4.3 Test Configurations 15

4.4 Test Setup 35

5 TEST ITEMS 37

5.1 Transmitter Radiated Power (EIRP/ERP) 37

5.2 Peak to Average Ratio 41

5.3 Occupied Bandwidth 43

5.4 Frequency Stability 45

5.5 Spurious Emission at Antenna Terminals 47

5.6 Band Edge 51

5.7 Field Strength of Spurious Radiation 55

ANNEX A TEST RESULTS 60

A.1 Transmitter Radiated Power (EIRP/ERP) 60
A.2 Peak to Average Ratio 252
A.3 Occupied Bandwidth 264
A.4 Frequency Stability 283
A.5 Spurious Emission at Antenna Terminals 309
A.6 Band Edge 331
A.7 Field Strength of Spurious Radiation 353
ANNEX B TEST SETUP PHOTOS 357
ANNEX C EUT EXTERNAL PHOTOS 357
ANNEX D EUT INTERNAL PHOTOS 357

1 GENERAL INFORMATION

1.1 Test Laboratory

Name	Shenzhen BALUN Technology Co., Ltd.
Address	Block B, 1/F, Baisha Science and Technology Park, Shahe Xi Road, Nanshan District, Shenzhen, Guangdong Province, P. R. China
Phone Number	+86 755 6685 0100

1.2 Test Location

Name	Shenzhen BALUN Technology Co., Ltd.
Location	☑ Block B, 1/F, Baisha Science and Technology Park, Shahe Xi Road, Nanshan District, Shenzhen, Guangdong Province, P. R. China
	☐ 1/F, Building B, Ganghongji High-tech Intelligent Industrial Park, No. 1008, Songbai Road, Yangguang Community, Xili Sub-district, Nanshan District, Shenzhen, Guangdong Province, P. R. China
Accreditation Certificate	The laboratory is a testing organization accredited by FCC as a accredited testing laboratory. The designation number is CN1196.

2 PRODUCT INFORMATION

2.1 Applicant Information

Applicant	Xiaomi Communications Co., Ltd.
Address	#019, 9th Floor, Building 6, 33 Xi'erqi Middle Road, Haidian District, Beijing, China, 100085

2.2 Manufacturer Information

Manufacturer	Xiaomi Communications Co., Ltd.
Address	#019, 9th Floor, Building 6, 33 Xi'erqi Middle Road, Haidian District, Beijing, China, 100085

2.3 General Description for Equipment under Test (EUT)

EUT Name	Mobile Phone
Model Name Under Test	2312DRAABG
Series Model Name	N/A
Description of Model name differentiation	N/A
Hardware Version	P2
Software Version	MIUI 14
Dimensions (Approx.)	N/A
Weight (Approx.)	N/A
EUT ID	S01, S02, S04, S05, S06, S48, S47
IMEI Number	S01: IMEI1 862210060221426, IMEI2 862210060221431
	S02: IMEI1 862210060130863, IMEI2 862210060130871
	S04: IMEI1 862210060128149, IMEI2 862210060128156
	S05: IMEI1 862210060130764, IMEI2 862210060130772
	S06: IMEI1 862210060148188, IMEI2 862210060148196
	S48: IMEI1 862210060187004, IMEI2 862210060187012
	S47: IMEI1 862210060187525, IMEI2 862210060187533

2.4 Technical Information

All Network and Wireless connectivity for EUT	2G Network GSM/GPRS/EDGE 850/900/1800/1900 3G Network WCDMA/HSDPA/HSUPA/DC-HSDPA Band 1/2/4/5/8 4G Network FDD LTE Band 1/2/3/4/5/7/8/12/13/17/20/26/28/32/66 TDD LTE Band 38/40/41 LTE CA Uplink (UL): CA_3C, CA_7C, CA_38C, CA_40C, CA_1A-3A, CA_1A-7A, CA_1A-8A, CA_3A-7A, CA_2A-4A, CA_1A-20A, CA_3A-20A, CA_4A-7A, CA_7A-28A, CA_7A-20A LTE CA Downlink (DL): CA_20A-32A 5G Network SA: NR n1/n3/n5/n7/n8/n20/n28/n38/n40/n41/n66/n77/n78 NSA(EN-DC): DC_1A_n3A, DC_1A_n5A, DC_1A_n7A, DC_1A_n8A, DC_1A_n20A, DC_1A_n28A, DC_1A_n38A, DC_1A_n40A, DC_1A_n41A, DC_1A_n77A, DC_1A_n78A, DC_2A_n66A, DC_2A_n78A, DC_3A_n1A, DC_3A_n3A, DC_3A_n5A, DC_3A_n7A, DC_3A_n20A, DC_3A_n28A, DC_3A_n38A, DC_3A_n40A, DC_3A_n41A, DC_3A_n77A, DC_3A_n78A, DC_5A_n1A, DC_5A_n3A, DC_5A_n40A, DC_5A_n66A, DC_5A_n78A, DC_7A_n1A, DC_7A_n3A, DC_7A_n5A, DC_7A_n8A, DC_7A_n20A, DC_7A_n28A, DC_7A_n78A, DC_8A_n1A, DC_8A_n3A, DC_8A_n40A, DC_8A_n41A, DC_8A_n77A, DC_8A_n78A, DC_12A_n66A, DC_20A_n1A, DC_20A_n3A, DC_20A_n7A, DC_20A_n28A, DC_20A_n41A, DC_20A_n78A, DC_26A_n78A, DC_28A_n1A, DC_28A_n3A, DC_28A_n7A, DC_28A_n40A, DC_28A_n41A, DC_28A_n77A, DC_28A_n78A, DC_38A_n28A, DC_38A_n78A, DC_40A_n1A, DC_40A_n28A,DC_40A_n78A, DC_41A_n78A, DC_41A_n41A, DC_41A_n1A, DC_41A_n28A, DC_66A_n38A, DC_66A_n41A, DC_66A_n78A, DC_66A_n7A, DC_5A_n7A Bluetooth (BR+EDR+BLE) 2.4G WIFI 802.11b, 802.11g, 802.11n(HT20) 5G WIFI 802.11a, 802.11n(HT20/40) and 802.11ac(VHT20/40/80) U-NII-1/2A/2C/3, GPS, GLONASS, Galileo, BDS, NFC, FM receiver
About the Product	The equipment is mobile phone, intended for used with information technology equipment.
Note 1: The EUT is a mobile phone, supporting dual SIM card slots under the same transceiver. Both SIM card slots support GSM, WCDMA, LTE and NR. And both SIM card slots share the same transceiver, so only SIM1 is tested in this report.	

The following is the technical information of the EUT tested frequency bands in this report.

Operating Bands	GSM/GPRS/EGPRS 850/ 1900 MHz WCDMA/HSDPA/HSUPA Band 2/4/5 LTE FDD Band 2/4/5/7/12/13/17/26/66 LTE TDD Band 38/41 CA_7C, CA_38C, CA_2A-4A, CA_4A-7A SA: NR n5/n7/n38/n41/n66/n77/n78 NSA(ENDC): DC_2A_n66A, DC_2A_n78A, DC_5A_n7A DC_5A_n66A, DC_5A_n78A, DC_7A_n5A, DC_7A_n78A, DC_12A_n66A, DC_26A_n78A, DC_38A_n78A, DC_41A_n41A, DC_41A_n78A, DC_66A_n7A, DC_66A_n38A, DC_66A_n41A, DC_66A_n78A	
Modulation Type	GSM/GPRS	GMSK
	EGPRS	8PSK
	WCDMA	QPSK
	HSDPA /HSUPA	QPSK
		16QAM
	LTE	QPSK
		16QAM
		64QAM
		256QAM
	NR	CP-OFDM: QPSK / 16QAM / 64QAM / 256QAM
		DFT-s-OFDM: PI/2 BPSK / QPSK / 16QAM / 64QAM / 256QAM
Multislot Class	GPRS/EGPRS: 12	
Antenna Type	PIFA Antenna	
Antenna Gain	GSM/GPRS/EGPRS 850: -5.1 dBi(ANT1), -5.5 dBi(ANT4) GSM/GPRS/EGPRS 1900: -1.4 dBi(ANT1), -1.6 dBi(ANT4) WCDMA/HSDPA/HSUPA Band 2: -1.4 dBi(ANT1), -1.6 dBi(ANT4) WCDMA/HSDPA/HSUPA Band 4: 0.5 dBi(ANT1), -0.1 dBi(ANT4) WCDMA/HSDPA/HSUPA Band 5: -5.1 dBi(ANT1), -5.5 dBi(ANT4) FDD LTE Band 2: -1.4 dBi(ANT1), -1.6 dBi(ANT4), 1.6 dBi(ANT2) FDD LTE Band 4: 0.5 dBi(ANT1), -0.1 dBi(ANT4) FDD LTE Band 5: -5.1 dBi(ANT1), -5.5 dBi(ANT4) FDD LTE Band 7: 1.4 dBi(ANT1), -1.6 dBi(ANT4), -3.4 dBi(ANT2) FDD LTE Band 12: -6.3 dBi(ANT1), -5.4 dBi(ANT4) FDD LTE Band 13: -7.2 dBi(ANT1), -8.5 dBi(ANT4) FDD LTE Band 17: -6.3 dBi(ANT1), -5.4 dBi(ANT4) FDD LTE Band 26: -5.1 dBi(ANT1), -5.5 dBi(ANT4) FDD LTE Band 66: 0.5 dBi(ANT1), -0.1 dBi(ANT4), 0.9 dBi(ANT2) TDD LTE Band 38: 1.3 dBi(ANT1), -1.9 dBi(ANT4), -3.4 dBi(ANT2) TDD LTE Band 41: 1.4 dBi(ANT1), -1.5 dBi(ANT4), -3.4 dBi(ANT2) FDD NR Band n5: -5.1 dBi(ANT1), -5.5 dBi(ANT4)	

	FDD NR Band n7: 1.4 dBi(ANT1), -1.6 dBi(ANT4) TDD NR Band n38: 1.3 dBi(ANT1), -1.9 dBi(ANT4), -3.4 dBi(ANT2) , -6.4 dBi(ANT5) TDD NR Band n41: 1.4 dBi(ANT1), -1.5 dBi(ANT4), -3.4 dBi(ANT2) , -5.6 dBi(ANT5) FDD NR Band 66: 0.5 dBi(ANT1), -0.1 dBi(ANT4) TDD NR Band n77: 0.5 dBi(ANT2), -0.8 dBi(ANT5), -1.0 dBi(ANT3) , 2.1 dBi(ANT6) TDD NR Band n78: -1.4 dBi(ANT2), -0.8 dBi(ANT5), -1.0 dBi(ANT3) , 2.1 dBi(ANT6)
The Max RF Output Power (EIRP/ERP)	GSM/GPRS/EGPRS 850: 25.49 dBm GSM/GPRS/EGPRS 1900: 28.16 dBm WCDMA/HSDPA/HSUPA Band 2: 22.12 dBm WCDMA/HSDPA/HSUPA Band 4: 24.35 dBm WCDMA/HSDPA/HSUPA Band 5: 17.11 dBm FDD LTE Band 2: 24.98 dBm FDD LTE Band 4: 24.28 dBm FDD LTE Band 5: 16.82 dBm FDD LTE Band 7: 25.33 dBm FDD LTE Band 12: 16.58 dBm FDD LTE Band 13: 14.70 dBm FDD LTE Band 17: 16.65 dBm FDD LTE Band 26 (part22): 16.34 dBm FDD LTE Band 26 (part90): 16.36 dBm FDD LTE Band 66: 24.72 dBm TDD LTE Band 38: 25.17 dBm TDD LTE Band 41: 25.23 dBm CA_7C: 25.38 dBm CA_38C: 25.28 dBm CA_2A-4A: 24.66 dBm CA_4A-7A: 24.33 dBm FDD NR Band n5: 17.19 dBm FDD NR Band n7: 26.36 dBm TDD NR Band n38: 26.00 dBm TDD NR Band n41: 26.11 dBm FDD NR Band n66: 24.81 dBm TDD NR Band n77 (3450-3550MHz): 28.05 dBm TDD NR Band n77 (3700-3980MHz): 27.97 dBm TDD NR Band n78 (3450-3550MHz): 28.52 dBm TDD NR Band n78 (3700-3800MHz): 28.16 dBm NR DC_2A_n66A: 25.10 dBm NR DC_2A_n78A (3450-3550MHz): 28.69 dBm NR DC_2A_n78A (3700-3800MHz): 28.52 dBm NR DC_5A_n7A: 22.74 dBm

		NR DC_5A_n66A: 22.46 dBm NR DC_5A_n78A (3450-3550MHz): 25.58 dBm NR DC_5A_n78A (3700-3800MHz): 25.64 dBm NR DC_7A_n5A: 23.01 dBm NR DC_7A_n78A (3450-3550MHz): 28.19 dBm NR DC_7A_n78A (3700-3800MHz): 28.08 dBm NR DC_12A_n66A: 22.41 dBm NR DC_26A_n78A (3450-3550MHz): 25.55 dBm NR DC_26A_n78A (3700-3800MHz): 25.57 dBm NR DC_38A_n78A (3450-3550MHz): 28.46 dBm NR DC_38A_n78A (3700-3800MHz): 28.49 dBm NR DC_41A_n41A: 25.22 dBm NR DC_41A_n78A (3450-3550MHz): 28.50 dBm NR DC_41A_n78A (3700-3800MHz): 28.54 dBm NR DC_66A_n7A: 25.13 dBm NR DC_66A_n38A: 25.05 dBm NR DC_66A_n41A: 25.20 dBm NR DC_66A_n78A (3450-3550MHz): 28.03 dBm NR DC_66A_n78A (3700-3800MHz): 28.02 dBm	
Channel Bandwidths		CA_7C: 10MHz+20MHz, 20MHz+10MHz,15MHz+15MHz, 15MHz+20MHz, 20MHz+15MHz, 20MHz+20MHz CA_38C: 15MHz+15MHz, 20MHz+20MHz CA_2A-4A: 1.4MHz+5MHz, 20MHz+20MHz CA_4A-7A: 5MHz+5MHz, 20MHz+20MHz	
SCS and Channel Bandwidths of NR		n5_SCS 15kHz: 5 MHz, 10 MHz, 15 MHz, 20 MHz n7_SCS 15kHz: 5 MHz, 10 MHz, 15 MHz, 20 MHz, 25 MHz, 30 MHz, 40 MHz, 50 MHz n7_SCS 30kHz: 10 MHz, 15 MHz, 20 MHz, 25 MHz, 30 MHz, 40 MHz, 50 MHz n38_SCS 15kHz: 5 MHz, 10 MHz, 15 MHz, 20 MHz, 25 MHz, 30 MHz, 40 MHz n38_SCS 30kHz: 10 MHz, 15 MHz, 20 MHz, 25 MHz, 30 MHz, 40 MHz n41_SCS 15kHz: 10 MHz, 15 MHz, 20 MHz, 30 MHz, 40 MHz, 50 MHz n41_SCS 30kHz: 10 MHz, 15 MHz, 20 MHz, 30 MHz, 40 MHz, 50 MHz, 60 MHz, 80 MHz, 90 MHz, 100 MHz n77_SCS 15kHz: 10 MHz, 15 MHz, 20 MHz, 40 MHz, 50 MHz n77_SCS 30kHz: 10 MHz, 15 MHz, 20 MHz, 40 MHz, 50 MHz, 60 MHz, 80 MHz, 90 MHz, 100 MHz n78_SCS 15kHz: 10 MHz, 15 MHz, 20 MHz, 30 MHz, 40 MHz, 50 MHz n78_SCS 30kHz: 10 MHz, 15 MHz, 20 MHz, 30 MHz, 40 MHz, 50 MHz, 60 MHz, 70 MHz, 80 MHz, 90 MHz, 100 MHz	
Band	Power Class	Tx Frequency Range	Rx Frequency Range

	GMSK	GMSK		
GSM850	4	E2	824 MHz ~ 849 MHz	869 MHz ~ 894 MHz
GSM1900	1	E2	1850 MHz ~ 1910 MHz	1930 MHz ~ 1990 MHz
WCDMA B2	3		1850 MHz ~ 1910 MHz	1930 MHz ~ 1990 MHz
WCDMA B4	3		1710 MHz ~ 1755 MHz	2110 MHz ~ 2155 MHz
WCDMA B5	3		824 MHz ~ 849 MHz	869 MHz ~ 894 MHz
LTE B2	3		1850 MHz ~ 1910 MHz	1930 MHz ~ 1990 MHz
LTE B4	3		1710 MHz ~ 1755 MHz	2110 MHz ~ 2155 MHz
LTE B5	3		824 MHz ~ 849 MHz	869 MHz ~ 894 MHz
LTE B7	3		2500 MHz ~ 2570 MHz	2620 MHz ~ 2690 MHz
LTE B12	3		699 MHz ~ 716 MHz	729 MHz ~ 746 MHz
LTE B13	3		777 MHz ~ 787 MHz	746 MHz ~ 756 MHz
LTE B17	3		704 MHz ~ 716 MHz	734 MHz ~ 746 MHz
LTE B26	3		814 MHz ~ 849 MHz	859 MHz ~ 894 MHz
LTE B38	3		2570 MHz ~ 2620 MHz	2570 MHz ~ 2620 MHz
LTE B41	3		2496 MHz ~ 2690 MHz	2496 MHz ~ 2690 MHz
LTE B66	3		1710 MHz ~ 1780 MHz	2110 MHz ~ 2180 MHz
NR n5	3		824 MHz ~ 849 MHz	869 MHz ~ 894 MHz
NR n7	3		2500 MHz ~ 2570 MHz	2620 MHz ~ 2690 MHz
NR n38	3		2570 MHz ~ 2620 MHz	2570 MHz ~ 2620 MHz
NR n41	3		2496 MHz ~ 2690 MHz	2496 MHz ~ 2690 MHz
NR n66	3		1710 MHz ~ 1780 MHz	2110 MHz ~ 2180 MHz
NR n77	2		3450 MHz ~ 3550 MHz& 3700 MHz ~ 3980 MHz	3450 MHz ~ 3550 MHz& 3700 MHz ~ 3980 MHz
NR n78	2		3450 MHz ~ 3550 MHz& 3700 MHz ~ 3800 MHz	3450 MHz ~ 3550 MHz& 3700 MHz ~ 3800 MHz

Note1: The EUT information provided by the applicant, except for The Max RF Conducted Power. For more detailed band specifications and features description, please refer to the manufacturer's specifications or user's manual.

Note2: There are multiple antennas for WWAN to transceiving, which can be switched but can't transmit simultaneously. Details please refer to internal photos.

3 SUMMARY OF TEST RESULTS

3.1 Test Standards

No.	Identity	Document Title
1	47 CFR Part 2	Frequency Allocations and Radio Treaty Matters; General Rules and Regulations
2	47 CFR Part 22 Subpart H	Cellular Radiotelephone Service
3	47 CFR Part 24 Subpart E	Broadband PCS
4	47 CFR Part 27	Miscellaneous Wireless Communications Services
5	47 CFR Part 90 Subpart S	Regulations Governing Licensing and Use of Frequencies in the 806-824, 851-869, 896-901, and 935-940 MHz Bands
6	ANSI C63.26-2015	American National Standard for Compliance Testing of Transmitters Used in Licensed Radio Services
7	KDB 971168 D01 v03	Measurement Guidance for Certification of Licensed Digital Transmitters

3.2 Test Verdict

No.	Test Description	FCC Part No.	Test Result	Test Verdict
1	Conducted RF Output Power	2.1046	Reporting only (ANNEX A.1)	Pass
2	Effective (Isotropic) Radiated Power	2.1046 22.913 24.232 27.50 90.635(b)	ANNEX A.1	Pass
3	Peak to Average Radio	2.1046 24.232(d) 27.50(d)	ANNEX A.2	Pass
4	Occupied Bandwidth	2.1049 22.917 24.238 27.53 90.209	ANNEX A.3	Pass
5	Frequency Stability	2.1055 22.355 24.235 27.54 90.213	ANNEX A.4	Pass
6	Spurious Emission at Antenna Terminals	2.1051 22.917 24.238 27.53 90.691	ANNEX A.5	Pass
7	Band Edge	2.1051 22.917 24.238 27.53 90.691	ANNEX A.6	Pass
8	Field Strength of Spurious Radiation	2.1053 22.917 24.238 27.53 90.691	ANNEX A.7	Pass

4 GENERAL TEST CONFIGURATIONS

4.1 Test Environments

During the measurement, the environmental conditions were within the listed ranges:

Relative Humidity		20% to 75%
Atmospheric Pressure		98 kPa to 102 kPa
Test Voltage of the EUT	NV (Normal Voltage)	3.89 V
	LV (Low Voltage)	3.60 V
	HV (High Voltage)	4.48 V
Test Temperature of the EUT	NT (Normal Temperature)	15 °C to 35 °C
	LT (Low Temperature)	-30 °C
	HT (High Temperature)	+50 °C

4.2 Test Equipment List

Description	Manufacturer	Model	Serial No.	Version	Cal. Date	Cal. Due
2/3/4/5G RF Test System						
BL410 Test Software	BALUN	BL410R	N/A	2.1.1.496	N/A	N/A
Temperature Chamber	AHK	SP20	1412	N/A	2022.09.20	2023.09.19
					2023.09.11	2024.09.10
Universal Radio Communication Tester	R&S	CMU 200	121487	V5.21	2022.12.28	2023.12.27
Wideband Radio Communication Tester	R&S	CMW 500	167190	V4.0.60	2023.05.11	2024.05.10
Wideband Radio Communication Tester	R&S	CMW 500	102318	V3.2.71	2023.05.16	2024.05.15
5G Wireless Test Platform	Starpoint	SP9500-CTS	19220	C1.0.8.32	2022.11.22	2023.11.21
Spectrum Analyzer	keysight	N9020A	MY50531628	A.16.09	2023.05.12	2024.05.11
Spectrum Analyzer	R&S	FSV40	101544	2.30.SP4	2022.12.28	2023.12.27
DC Power Supply	ITECH	IT6863A	800014020757120005	N/A	2022.09.25	2023.09.24
					2023.08.16	2024.08.15

Radiated Test System						
Radiated Test System Test Software	BALUN	BL410-E	N/A	V19.918	N/A	N/A
Wideband Radio Communication Tester	R&S	CMW 500	167190	V4.0.60	2023.05.11	2024.05.10
Wideband Radio Communication Tester	R&S	CMW 500	102318	V3.2.71	2023.05.16	2024.05.15
Spectrum Analyzer	R&S	FSV40	101544	2.30.SP4	2022.12.28	2023.12.27
Test Antenna-Bi-Log(30 MHz-3 GHz)	Schwarzbeck	VULB 9163	9163-624	N/A	2021.08.20	2024.08.19
Test Antenna-Horn(1-18 GHz)	Schwarzbeck	BBHA 9120D	01917	N/A	2022.06.09	2025.06.08
Test Antenna-Horn(18-40 GHz)	A-INFO	LB-180400KF	J211060273	N/A	2021.07.02	2024.07.01
Anechoic Chamber	YIHENG	9m*6m*6m	144	N/A	2022.02.09	2024.09.03
EMI Receiver	Keysight	N9038A	MY53220118	A.14.16	2022.09.08	2023.09.07
					2023.09.05	2024.09.04
Amplifer	COM-MV	ZT30-1000M	B2017119081	N/A	2022.12.07	2023.12.06
Amplifer	Advanced Microwave	WLA652A	1740103	N/A	2022.12.07	2023.12.06
Amplifer	Mini-Circuits	ZVA-213-S+	225321316	N/A	2022.12.07	2023.12.06
Amplifer	KMW	DLAN-18000-40000-02	N/A	N/A	2022.12.07	2023.12.06

4.3 Test Configurations

Test Items	Test Mode	Test Channel		
		LCH	MCH	HCH
Effective (Isotropic) Radiated Power	GSM 850	v	v	v
	GSM 1900	v	v	v
	GPRS 850	v	v	v
	GPRS 1900	v	v	v
	EGPRS 850	v	v	v
	EGPRS 1900	v	v	v
	WCDMA Band 2	v	v	v
	WCDMA Band 4	v	v	v
	WCDMA Band 5	v	v	v
	HSDPA Band 2	v	v	v
	HSDPA Band 4	v	v	v
	HSDPA Band 5	v	v	v
	HSUPA Band 2	v	v	v
	HSUPA Band 4	v	v	v
	HSUPA Band 5	v	v	v
Peak to Average Ratio	WCDMA Band 2	v	v	v
	WCDMA Band 4	v	v	v
	WCDMA Band 5	v	v	v
Occupied Bandwidth	GSM 850	v	v	v
	GSM 1900	v	v	v
	EGPRS 850	v	v	v
	EGPRS 1900	v	v	v
	WCDMA Band 2	v	v	v
	WCDMA Band 4	v	v	v
	WCDMA Band 5	v	v	v
Frequency Stability	GSM 850	v	v	v
	GSM 1900	v	v	v
	GPRS 850	v	v	v
	GPRS 1900	v	v	v
	EGPRS 850	v	v	v
	EGPRS 1900	v	v	v
	WCDMA Band 2	v	v	v
	WCDMA Band 4	v	v	v
	WCDMA Band 5	v	v	v
Spurious Emission at Antenna Terminals	GSM 850	v	v	v
	GSM 1900	v	v	v
	EGPRS 850	v	v	v
	EGPRS 1900	v	v	v
	WCDMA Band 2	v	v	v

Test Items	Test Mode	Test Channel		
		LCH	MCH	HCH
	WCDMA Band 4	v	v	v
	WCDMA Band 5	v	v	v
Band Edge	GSM 850	v	--	v
	GSM 1900	v	--	v
	EGPRS 850	v	--	v
	EGPRS 1900	v	--	v
	WCDMA Band 2	v	--	v
	WCDMA Band 4	v	--	v
	WCDMA Band 5	v	--	v
Field Strength of Spurious Radiation	GSM 850	v	v	v
	GSM 1900	v	v	v
	EGPRS 850	v	v	v
	EGPRS 1900	v	v	v
	WCDMA Band 2	v	v	v
	WCDMA Band 4	v	v	v
	WCDMA Band 5	v	v	v
Note 1: The mark “v” means that this configuration is chosen for testing.				

Test Mode	UL Channel	UL Channel No.	UL Frequency (MHz)
GSM/GPRS/EGPRS 850	Low Channel	128	824.2
	Middle Channel	190	836.6
	High Channel	251	848.8
GSM/GPRS/EGPRS 1900	Low Channel	512	1850.2
	Middle Channel	661	1880.0
	High Channel	810	1909.8
WCDMA Band 2	Low Channel	9262	1852.4
	Middle Channel	9400	1880.0
	High Channel	9538	1907.6
WCDMA Band 4	Low Channel	1312	1712.4
	Middle Channel	1412	1732.4
	High Channel	1513	1752.6
WCDMA Band 5	Low Channel	4132	826.4
	Middle Channel	4182	836.4
	High Channel	4233	846.6

LTE Band	Bandwidth (MHz)						Modulation Type		RB#			Test Channel		
	1.4	3	5	10	15	20	QPSK	16-QAM	1	Half	Full	LCH	MCH	HCH
Effective (Isotropic) Radiated Power														
2	v	v	v	v	v	v	v	v	v	v	v	v	v	v
4	v	v	v	v	v	v	v	v	v	v	v	v	v	v
5	v	v	v	v	n	n	v	v	v	v	v	v	v	v
7	n	n	v	v	v	v	v	v	v	v	v	v	v	v
12	v	v	v	v	n	n	v	v	v	v	v	v	v	v
13	n	n	v	v	n	n	v	v	v	v	v	v	v	v
17	n	n	v	v	n	n	v	v	v	v	v	v	v	v
26(Part22)	v	v	v	v	v	n	v	v	v	v	v	v	v	v
26(Part90)	v	v	v	v	--	n	v	v	v	v	v	v	v	v
38	n	n	v	v	v	v	v	v	v	v	v	v	v	v
41	n	n	v	v	v	v	v	v	v	v	v	v	v	v
66	v	v	v	v	v	v	v	v	v	v	v	v	v	v
Peak to Average Ratio														
2	--	--	--	--	--	v	v	v	v	--	v	v	v	v
4	--	--	--	--	--	v	v	v	v	--	v	v	v	v
5	--	--	--	v	n	n	v	v	v	--	v	v	v	v
7	n	n	--	--	--	v	v	v	v	--	v	v	v	v
12	--	--	--	v	n	n	v	v	v	--	v	v	v	v
13	n	n	--	v	n	n	v	v	v	--	v	--	v	--
17	n	n	--	v	n	n	v	v	v	--	v	v	v	v
26(Part22)	--	--	--	--	v	n	v	v	v	--	v	v	v	v
26(Part90)	--	--	--	v	--	n	v	v	v	--	v	--	v	--
38	n	n	--	--	--	v	v	v	v	--	v	v	v	v
41	n	n	--	--	--	v	v	v	v	--	v	v	v	v
66	--	--	--	--	--	v	v	v	v	--	v	v	v	v
Occupied Bandwidth														
2	v	v	v	v	v	v	v	v	--	--	v	v	v	v
4	v	v	v	v	v	v	v	v	--	--	v	v	v	v
5	v	v	v	v	n	n	v	v	--	--	v	v	v	v
7	n	n	v	v	v	v	v	v	--	--	v	v	v	v
12	v	v	v	v	n	n	v	v	--	--	v	v	v	v
13	n	n	v	v	n	n	v	v	--	--	v	v	v	v
17	n	n	v	v	n	n	v	v	--	--	v	v	v	v
26(Part22)	v	v	v	v	v	n	v	v	--	--	v	v	v	v
26(Part90)	v	v	v	v	--	n	v	v	--	--	v	v	v	v
38	n	n	v	v	v	v	v	v	--	--	v	v	v	v
41	n	n	v	v	v	v	v	v	--	--	v	v	v	v
66	v	v	v	v	v	v	v	v	--	--	v	v	v	v
Frequency Stability														

LTE Band	Bandwidth (MHz)						Modulation Type		RB#			Test Channel		
	1.4	3	5	10	15	20	QPSK	16-QAM	1	Half	Full	LCH	MCH	HCH
2	--	--	--	v	--	--	v	v	--	--	v	--	v	--
4	--	--	--	v	--	--	v	v	--	--	v	--	v	--
5	--	--	--	v	n	n	v	v	--	--	v	--	v	--
7	n	n	--	v	--	--	v	v	--	--	v	--	v	--
12	--	--	--	v	n	n	v	v	--	--	v	--	v	--
13	n	n	--	v	n	n	v	v	--	--	v	--	v	--
17	n	n	--	v	n	n	v	v	--	--	v	--	v	--
26(Part22)	--	--	--	v	--	n	v	v	--	--	v	--	v	--
26(Part90)	--	--	--	v	--	n	v	v	--	--	v	--	v	--
38	n	n	--	v	--	--	v	v	--	--	v	--	v	--
41	n	n	--	v	--	--	v	v	--	--	v	--	v	--
66	--	--	--	v	--	--	v	v	--	--	v	--	v	--
Spurious Emission at Antenna Terminals														
2	v	v	v	v	v	v	v	v	v	--	--	v	v	v
4	v	v	v	v	v	v	v	v	v	--	--	v	v	v
5	v	v	v	v	n	n	v	v	v	--	--	v	v	v
7	n	n	v	v	v	v	v	v	v	--	--	v	v	v
12	v	v	v	v	n	n	v	v	v	--	--	v	v	v
13	n	n	v	v	n	n	v	v	v	--	--	v	v	v
17	n	n	v	v	n	n	v	v	v	--	--	v	v	v
26(Part22)	v	v	v	v	v	n	v	v	v	--	--	v	v	v
26(Part90)	v	v	v	v	--	n	v	v	v	--	--	v	v	v
38	n	n	v	v	v	v	v	v	v	--	--	v	v	v
41	n	n	v	v	v	v	v	v	v	--	--	v	v	v
66	v	v	v	v	v	v	v	v	v	--	--	v	v	v
Band Edge														
2	v	v	v	v	v	v	v	v	v	--	v	v	--	v
4	v	v	v	v	v	v	v	v	v	--	v	v	--	v
5	v	v	v	v	n	n	v	v	v	--	v	v	--	v
7	n	n	v	v	v	v	v	v	v	--	v	v	--	v
12	v	v	v	v	n	n	v	v	v	--	v	v	--	v
13	n	n	v	v	n	n	v	v	v	--	v	v	--	v
17	n	n	v	v	n	n	v	v	v	--	v	v	--	v
26(Part22)	v	v	v	v	v	n	v	v	v	--	v	v	--	v
26(Part90)	v	v	v	v	--	n	v	v	v	--	v	v	--	v
38	n	n	v	v	v	v	v	v	v	--	v	v	--	v
41	n	n	v	v	v	v	v	v	v	--	v	v	--	v
66	v	v	v	v	v	v	v	v	v	--	v	v	--	v
Field Strength of Spurious Radiation														
2	Worst case													
4	Worst case													

LTE Band	Bandwidth (MHz)						Modulation Type		RB#			Test Channel		
	1.4	3	5	10	15	20	QPSK	16-QAM	1	Half	Full	LCH	MCH	HCH
5	Worst case													
7	Worst case													
12	Worst case													
13	Worst case													
17	Worst case													
26(Part22)	Worst case													
26(Part90)	Worst case													
38	Worst case													
41	Worst case													
66	Worst case													
Note 1: The mark “v” means that this configuration is chosen for testing. Note 2: The mark “n” means that this bandwidth is not supported.														

Test Mode	UL Channel	Channel Bandwidth (MHz)	UL Channel No.	UL Frequency (MHz)
LTE Band 2	Low Range	1.4	18607	1850.7
		3	18615	1851.5
		5	18625	1852.5
		10	18650	1855
		15	18675	1857.5
		20	18700	1860
	Middle Range	1.4/3/5/10/15/20	18900	1880
	High Range	1.4	19193	1909.3
		3	19185	1908.5
		5	19175	1907.5
		10	19150	1905
		15	19125	1902.5
		20	19100	1900
LTE Band 4	Low Range	1.4	19957	1710.7
		3	19965	1711.5
		5	19975	1712.5
		10	20000	1715
		15	20025	1717.5
		20	20050	1720
	Middle Range	1.4/3/5/10/15/20	20175	1732.5
	High Range	1.4	20393	1754.3
		3	20385	1753.5
		5	20375	1752.5
		10	20350	1750
		15	20325	1747.5
		20	20300	1745

Test Mode	UL Channel	Channel Bandwidth (MHz)	UL Channel No.	UL Frequency (MHz)
LTE Band 5	Low Range	1.4	20407	824.7
		3	20415	825.5
		5	20425	826.5
		10	20450	829
	Middle Range	1.4/3/5/10	20525	836.5
	High Range	1.4	20643	848.3
		3	20635	847.5
		5	20625	846.5
		10	20600	844
LTE Band 7	Low Range	5	20775	2502.5
		10	20800	2505
		15	20825	2507.5
		20	20850	2510
	Middle Range	5/10/15/20	21100	2535
	High Range	5	21425	2567.5
		10	21400	2565
		15	21375	2562.5
		20	21350	2560
LTE Band 12	Low Range	1.4	23017	699.7
		3	23025	700.5
		5	23035	701.5
		10	23060	704
	Middle Range	1.4/3/5/10	23095	707.5
	High Range	1.4	23173	715.3
		3	23165	714.5
		5	23155	713.5
		10	23130	711
LTE Band 13	Low Range	5	23205	779.5
		10	23230	782
	Middle Range	5/10	23230	782
	High Range	5	23255	784.5
		10	23230	782
LTE Band 17	Low Range	5	23755	706.5
		10	23780	709
	Middle Range	5/10	23790	710
	High Range	5	23825	713.5
		10	23800	711
LTE Band 26 (Part22)	Low Range	1.4	26797	824.7
		3	26805	825.5
		5	26815	826.5
		10	26840	829

Test Mode	UL Channel	Channel Bandwidth (MHz)	UL Channel No.	UL Frequency (MHz)
		15	26865	831.5
	Middle Range	1.4/3/5/10/15	26915	836.5
	High Range	1.4	27033	848.3
		3	27025	847.5
		5	27015	846.5
		10	26990	844
		15	26965	841.5
LTE Band 26 (Part90)	Low Range	1.4	26697	814.7
		3	26705	815.5
		5	26715	816.5
		10	---	---
	Middle Range	1.4/3/5/10	26740	819
	High Range	1.4	26783	823.3
		3	26775	822.5
		5	26765	821.5
		10	---	---
LTE Band 38	Low Range	5	37775	2572.5
		10	37800	2575
		15	37825	2577.5
		20	37850	2580
	Middle Range	5/10/15/20	38000	2595
	High Range	5	38225	2617.5
		10	38200	2615
		15	38175	2612.5
		20	38150	2610
LTE Band 41	Low Range	5	39675	2498.5
		10	39700	2501
		15	39725	2503.5
		20	39750	2506
	Middle Range	5/10/15/20	40620	2593
	High Range	5	41565	2687.5
		10	41540	2685
		15	41515	2682.5
		20	41490	2680
LTE Band 66	Low Range	1.4	131979	1710.7
		3	131987	1711.5
		5	131997	1712.5
		10	132022	1715
		15	132047	1717.5
		20	132072	1720
	Middle Range	1.4/3/5/10/15/20	132322	1745

Test Mode	UL Channel	Channel Bandwidth (MHz)	UL Channel No.	UL Frequency (MHz)
	High Range	1.4	132665	1779.3
		3	132657	1778.5
		5	132647	1777.5
		10	132622	1775
		15	132597	1772.5
		20	132572	1770

Test frequencies for CA_7C											
Range	CC-Combo / NRB_agg [RB]	CC1					CC2				
		BW [RB]	N_{UL}	f_{UL} [MHz]	N_{DL}	f_{DL} [MHz]	BW [RB]	N_{UL}	f_{UL} [MHz]	N_{DL}	f_{DL} [MHz]
Low	50+100	50	20805	2505.5	2805	2625.5	100	20949	2519.9	2949	2639.9
		100	20850	2510	2850	2630	50	20994	2524.4	2994	2644.4
	75+75	75	20825	2507.5	2825	2627.5	75	20975	2522.5	2975	2642.5
	75+100	75	20828	2507.8	2828	2627.8	100	20999	2524.9	2999	2644.9
		100	20850	2510	2850	2630	75	21021	2527.1	3021	2647.1
	100+100	100	20850	2510	2850	2630	100	21048	2529.8	3048	2649.8
Mid	50+100	50	21006	2525.6	3006	2645.6	100	21150	2540	3150	2660
		100	21051	2530.1	3051	2650.1	50	21195	2544.5	3195	2664.5
	75+75	75	21025	2527.5	3025	2647.5	75	21175	2542.5	3175	2662.5
	75+100	75	21003	2525.3	3003	2645.3	100	21174	2542.4	3174	2662.4
		100	21026	2527.6	3026	2647.6	75	21197	2544.7	3197	2664.7
	100+100	100	21001	2525.1	3001	2645.1	100	21199	2544.9	3199	2664.9
High	50+100	50	21206	2545.6	3206	2665.6	100	21350	2560	3350	2680
		100	21251	2550.1	3251	2670.1	50	21395	2564.5	3395	2684.5
	75+75	75	21225	2547.5	3225	2667.5	75	21375	2562.5	3375	2682.5
	75+100	75	21179	2542.9	3179	2662.9	100	21350	2560	3350	2680
		100	21201	2545.1	3201	2665.1	75	21372	2562.2	3372	2682.2
	100+100	100	21152	2540.2	3152	2660.2	100	21350	2560	3350	2680

Test frequencies for CA_38C							
Range	CC-Combo / NRB_agg [RB]	CC1			CC2		
		BW [RB]	$N_{UL/DL}$	$f_{UL/DL}$ [MHz]	BW [RB]	$N_{UL/DL}$	$f_{UL/DL}$ [MHz]
Low	75+75	75	37825	2577.5	75	37975	2592.5
	100+100	100	37850	2580	100	38048	2599.8
Mid	75+75	75	37925	2587.5	75	38075	2602.5
	100+100	100	37901	2585.1	100	38099	2604.9
High	75+75	75	38025	2597.5	75	38175	2612.5
	100+100	100	37952	2590.2	100	38150	2610

Test Mode	Channel Bandwidth (MHz)	UL Channel	UL Channel No.	UL Frequency (MHz)
NR Band n5 (SCS 15kHz)	5	Low Range	165300	826.5
		Middle Range	167300	836.5
		High Range	169300	846.5
	10	Low Range	165800	829
		Middle Range	167300	836.5
		High Range	168300	844
	15	Low Range	166300	831.5
		Middle Range	167300	836.5
		High Range	168300	841.5
	20	Low Range	166800	834
		Middle Range	167300	836.5
		High Range	167800	839

Test Mode	Channel Bandwidth (MHz)	UL Channel	UL Channel No.	UL Frequency (MHz)
NR Band n7 (SCS 15kHz)	5	Low Range	500500	2502.5
		Middle Range	507000	2535
		High Range	513500	2567.5
	10	Low Range	501000	2505
		Middle Range	507000	2535
		High Range	513000	2565
	15	Low Range	501500	2507.5
		Middle Range	507000	2535
		High Range	512500	2562.5
	20	Low Range	502000	2510
		Middle Range	507000	2535
		High Range	512000	2560

Test Mode	Channel Bandwidth (MHz)	UL Channel	UL Channel No.	UL Frequency (MHz)
	25	Low Range	502500	2512.5
		Middle Range	507000	2535
		High Range	511500	2557.5
	30	Low Range	503000	2515
		Middle Range	507000	2535
		High Range	511000	2555
	40	Low Range	504000	2520
		Middle Range	507000	2535
		High Range	510000	2550
	50	Low Range	505000	2525
		Middle Range	507000	2535
		High Range	509000	2545

Test Mode	Channel Bandwidth (MHz)	UL Channel	UL Channel No.	UL Frequency (MHz)
NR Band n7 (SCS 30kHz)	10	Low Range	501000	2505
		Middle Range	507000	2535
		High Range	513000	2565
	15	Low Range	501500	2507.5
		Middle Range	507000	2535
		High Range	512500	2562.5
	20	Low Range	502000	2510
		Middle Range	507000	2535
		High Range	512000	2560
	25	Low Range	502500	2512.5
		Middle Range	507000	2535
		High Range	511500	2557.5
	30	Low Range	503000	2515
		Middle Range	507000	2535
		High Range	511000	2555
	40	Low Range	504000	2520
		Middle Range	507000	2535
		High Range	510000	2550
	50	Low Range	505000	2525
		Middle Range	507000	2535
		High Range	509000	2545

Test Mode	Channel Bandwidth (MHz)	UL Channel	UL Channel No.	UL Frequency (MHz)
NR Band n38 (SCS 15kHz)	5	Low Range	514500	2572.5
		Middle Range	518500	2592.5
		High Range	523500	2617.5
	10	Low Range	515000	2575
		Middle Range	519000	2595
		High Range	523000	2615
	15	Low Range	515500	2577.5
		Middle Range	519000	2595
		High Range	522500	2612.5
	20	Low Range	516000	2580
		Middle Range	519000	2595
		High Range	522000	2610
	25	Low Range	516500	2582.5
		Middle Range	519000	2595
		High Range	521500	2607.5
	30	Low Range	517000	2585
		Middle Range	519000	2595
		High Range	521000	2605
	40	Low Range	518000	2590
		Middle Range	519000	2595
		High Range	520000	2600

Test Mode	Channel Bandwidth (MHz)	UL Channel	UL Channel No.	UL Frequency (MHz)
NR Band n38 (SCS 30kHz)	10	Low Range	515000	2575
		Middle Range	519000	2595
		High Range	523000	2615
	15	Low Range	515500	2577.5
		Middle Range	519000	2595
		High Range	522500	2612.5
	20	Low Range	516000	2580
		Middle Range	519000	2595
		High Range	522000	2610
	25	Low Range	516500	2582.5
		Middle Range	519000	2595
		High Range	521500	2607.5
	30	Low Range	517000	2585
		Middle Range	519000	2595

Test Mode	Channel Bandwidth (MHz)	UL Channel	UL Channel No.	UL Frequency (MHz)
		High Range	521000	2605
	40	Low Range	518000	2590
		Middle Range	519000	2595
		High Range	520000	2600

Test Mode	Channel Bandwidth (MHz)	UL Channel	UL Channel No.	UL Frequency (MHz)
NR Band n41 (SCS 15kHz)	10	Low Range	500202	2501.01
		Middle Range	518601	2593.005
		High Range	537000	2685
	15	Low Range	500700	2503.5
		Middle Range	518601	2593.005
		High Range	536499	2682.495
	20	Low Range	501201	2506.005
		Middle Range	518601	2593.005
		High Range	535998	2679.99
	30	Low Range	502200	2511
		Middle Range	518601	2593.005
		High Range	534999	2674.995
	40	Low Range	503202	2516.01
		Middle Range	518601	2593.005
		High Range	534000	2670
	50	Low Range	504201	2521.005
		Middle Range	518601	2593.005
		High Range	532998	2664.99

Test Mode	Channel Bandwidth (MHz)	UL Channel	UL Channel No.	UL Frequency (MHz)
NR Band n41 (SCS 30kHz)	10	Low Range	500202	2501.01
		Middle Range	518598	2592.99
		High Range	537000	2685
	15	Low Range	500700	2503.5
		Middle Range	518598	2592.99
		High Range	536496	2682.48
	20	Low Range	501204	2506.02
		Middle Range	518598	2592.99
		High Range	535998	2679.99
	30	Low Range	502200	2511
		Middle Range	518598	2592.99
		High Range	534996	2674.98
	40	Low Range	503202	2516.01
		Middle Range	518598	2592.99
		High Range	534000	2670
	50	Low Range	504204	2521.02
		Middle Range	518598	2592.99
		High Range	532998	2664.99
	60	Low Range	505200	2526
		Middle Range	518598	2592.99
		High Range	531996	2659.98
	80	Low Range	507204	2536.02
		Middle Range	518598	2592.99
		High Range	529998	2649.99
	90	Low Range	508200	2541
		Middle Range	518598	2592.99
		High Range	528996	2644.98
	100	Low Range	509202	2546.01
		Middle Range	518598	2592.99
		High Range	528000	2640

Test Mode	Channel Bandwidth (MHz)	UL Channel	UL Channel No.	UL Frequency (MHz)
NR Band n66 (SCS 15kHz)	5	Low Range	342500	1712.5
		Middle Range	349000	1745
		High Range	355500	1777.5
	10	Low Range	343000	1715
		Middle Range	349000	1745

Test Mode	Channel Bandwidth (MHz)	UL Channel	UL Channel No.	UL Frequency (MHz)
		High Range	355000	1775
	15	Low Range	343500	1717.5
		Middle Range	349000	1745
		High Range	354500	1772.5
	20	Low Range	344000	1720
		Middle Range	349000	1745
		High Range	354000	1770
	30	Low Range	345000	1725
		Middle Range	349000	1745
		High Range	353000	1765
	40	Low Range	346000	1730
		Middle Range	349000	1745
		High Range	352000	1760

Test Mode	Channel Bandwidth (MHz)	UL Channel	UL Channel No.	UL Frequency (MHz)
NR Band n66 (SCS 30kHz)	10	Low Range	343000	1715
		Middle Range	349000	1745
		High Range	355000	1775
	15	Low Range	343500	1717.5
		Middle Range	349000	1745
		High Range	354500	1772.5
	20	Low Range	344000	1720
		Middle Range	349000	1745
		High Range	354000	1770
	30	Low Range	345000	1725
		Middle Range	349000	1745
		High Range	353000	1765
	40	Low Range	346000	1730
		Middle Range	349000	1745
		High Range	352000	1760

Test Mode	Channel Bandwidth (MHz)	UL Channel	UL Channel No.	UL Frequency (MHz)
NR Band n77(3450-3550 MHz SCS 15kHz)	10	Low Range	630334	3455.01
		Middle Range	633332	3499.98
		High Range	636332	3544.98
	15	Low Range	630500	3457.5

Test Mode	Channel Bandwidth (MHz)	UL Channel	UL Channel No.	UL Frequency (MHz)
		Middle Range	633332	3499.98
		High Range	636166	3542.49
	20	Low Range	630668	3460.02
		Middle Range	633332	3499.98
		High Range	636000	3540
	40	Low Range	631334	3470.01
		Middle Range	633332	3499.98
		High Range	635332	3529.98
	50	Low Range	631668	3475.02
		Middle Range	633332	3499.98
		High Range	635000	3525

Test Mode	Channel Bandwidth (MHz)	UL Channel	UL Channel No.	UL Frequency (MHz)
NR Band n77(3450-3550 MHz SCS 30kHz)	10	Low Range	630334	3455.01
		Middle Range	633332	3499.98
		High Range	636332	3544.98
	15	Low Range	630500	3457.5
		Middle Range	633332	3499.98
		High Range	636166	3542.49
	20	Low Range	630668	3460.02
		Middle Range	633332	3499.98
		High Range	636000	3540
	40	Low Range	631334	3470.01
		Middle Range	633332	3499.98
		High Range	635332	3529.98
	50	Low Range	631668	3475.02
		Middle Range	633332	3499.98
		High Range	635000	3525
	60	Low Range	632000	3480
		Middle Range	633332	3499.98
		High Range	634666	3519.99
	80	Low Range	632668	3490.02
		Middle Range	633332	3499.98
		High Range	634000	3510
	90	Low Range	633000	3495
		Middle Range	633332	3499.98
		High Range	633666	3504.99
	100	Low Range	633332	--

Test Mode	Channel Bandwidth (MHz)	UL Channel	UL Channel No.	UL Frequency (MHz)
		Middle Range	633332	3499.98
		High Range	633332	--

Test Mode	Channel Bandwidth (MHz)	UL Channel	UL Channel No.	UL Frequency (MHz)
NR Band n77(3700-3980 MHz SCS 15kHz)	10	Low Range	647000	3705
		Middle Range	656000	3840
		High Range	665000	3975
	15	Low Range	647168	3707.52
		Middle Range	656000	3840
		High Range	664832	3972.48
	20	Low Range	647334	3710.01
		Middle Range	656000	3840
		High Range	664666	3969.99
	40	Low Range	648000	3720
		Middle Range	656000	3840
		High Range	664000	3960
	50	Low Range	648334	3725.01
		Middle Range	656000	3840
		High Range	663666	3954.99

Test Mode	Channel Bandwidth (MHz)	UL Channel	UL Channel No.	UL Frequency (MHz)
NR Band n77(3700-3980 MHz SCS 30kHz)	10	Low Range	647000	3705
		Middle Range	656000	3840
		High Range	665000	3975
	15	Low Range	647168	3707.52
		Middle Range	656000	3840
		High Range	664832	3972.48
	20	Low Range	647334	3710.01
		Middle Range	656000	3840
		High Range	664666	3969.99
	40	Low Range	648000	3720
		Middle Range	656000	3840
		High Range	664000	3960
	50	Low Range	648334	3725.01
		Middle Range	656000	3840
		High Range	663666	3954.99

Test Mode	Channel Bandwidth (MHz)	UL Channel	UL Channel No.	UL Frequency (MHz)
	60	Low Range	648668	3730.02
		Middle Range	656000	3840
		High Range	663332	3949.98
	80	Low Range	649334	3740.01
		Middle Range	656000	3840
		High Range	662666	3939.99
	90	Low Range	649668	3745.02
		Middle Range	656000	3840
		High Range	662332	3934.98
	100	Low Range	650000	3750
		Middle Range	656000	3840
		High Range	662000	3930

Test Mode	Channel Bandwidth (MHz)	UL Channel	UL Channel No.	UL Frequency (MHz)
NR Band n78(3450-3550 MHz SCS 15kHz)	10	Low Range	630334	3455.01
		Middle Range	633332	3499.98
		High Range	636332	3544.98
	15	Low Range	630500	3457.5
		Middle Range	633332	3499.98
		High Range	636166	3542.49
	20	Low Range	630668	3460.02
		Middle Range	633332	3499.98
		High Range	636000	3540
	30	Low Range	631000	3465
		Middle Range	633332	3499.98
		High Range	635666	3534.99
	40	Low Range	631334	3470.01
		Middle Range	633332	3499.98
		High Range	635332	3529.98
	50	Low Range	631668	3475.02
		Middle Range	633332	3499.98
		High Range	635000	3525

Test Mode	Channel Bandwidth (MHz)	UL Channel	UL Channel No.	UL Frequency (MHz)
NR Band n78(3450-3550	10	Low Range	630334	3455.01
		Middle Range	633332	3499.98

Test Mode	Channel Bandwidth (MHz)	UL Channel	UL Channel No.	UL Frequency (MHz)
MHz SCS 30kHz)		High Range	636332	3544.98
	15	Low Range	630500	3457.5
		Middle Range	633332	3499.98
		High Range	636166	3542.49
	20	Low Range	630668	3460.02
		Middle Range	633332	3499.98
		High Range	636000	3540
	30	Low Range	631000	3465
		Middle Range	633332	3499.98
		High Range	635666	3534.99
	40	Low Range	631334	3470.01
		Middle Range	633332	3499.98
		High Range	635332	3529.98
	50	Low Range	631668	3475.02
		Middle Range	633332	3499.98
		High Range	635000	3525
	60	Low Range	632000	3480
		Middle Range	633332	3499.98
		High Range	634666	3519.99
	70	Low Range	632334	3485.01
		Middle Range	633332	3499.98
		High Range	634332	3514.98
	80	Low Range	632668	3490.02
		Middle Range	633332	3499.98
		High Range	634000	3510
	90	Low Range	633000	3495
		Middle Range	633332	3499.98
		High Range	633666	3504.99
	100	Low Range	633332	--
		Middle Range	633332	3499.98
		High Range	633332	--

Test Mode	Channel Bandwidth (MHz)	UL Channel	UL Channel No.	UL Frequency (MHz)
NR Band n78(3700-3800 MHz SCS 15kHz)	10	Low Range	647000	3705
		Middle Range	650000	3750
		High Range	653000	3795
	15	Low Range	647168	3707.52
		Middle Range	650000	3750

Test Mode	Channel Bandwidth (MHz)	UL Channel	UL Channel No.	UL Frequency (MHz)
		High Range	652832	3792.48
	20	Low Range	647334	3710.01
		Middle Range	650000	3750
		High Range	652666	3789.99
	30	Low Range	647668	3715.02
		Middle Range	650000	3750
		High Range	652332	3784.98
	40	Low Range	648000	3720
		Middle Range	650000	3750
		High Range	652000	3780
	50	Low Range	648334	3725.01
		Middle Range	650000	3750
		High Range	651666	3774.99

Test Mode	Channel Bandwidth (MHz)	UL Channel	UL Channel No.	UL Frequency (MHz)
NR Band n78(3700-3800 MHz SCS 30kHz)	10	Low Range	647000	3705
		Middle Range	650000	3750
		High Range	653000	3795
	15	Low Range	647168	3707.52
		Middle Range	650000	3750
		High Range	652832	3792.48
	20	Low Range	647334	3710.01
		Middle Range	650000	3750
		High Range	652666	3789.99
	30	Low Range	647668	3715.02
		Middle Range	650000	3750
		High Range	652332	3784.98
	40	Low Range	648000	3720
		Middle Range	650000	3750
		High Range	652000	3780
	50	Low Range	648334	3725.01
		Middle Range	650000	3750
		High Range	651666	3774.99
	60	Low Range	648668	3730.02
		Middle Range	650000	3750
		High Range	651332	3769.98
	70	Low Range	649000	3735
		Middle Range	650000	3750

Test Mode	Channel Bandwidth (MHz)	UL Channel	UL Channel No.	UL Frequency (MHz)
		High Range	651000	3765
	80	Low Range	649332	3739.98
		Middle Range	650000	3750
		High Range	650666	3759.99
	90	Low Range	649668	3745.02
		Middle Range	650000	3750
		High Range	650332	3754.98
	100	Low Range	650000	--
		Middle Range	650000	3750
		High Range	650000	--

4.4 Test Setup

4.4.1 For Antenna Port Test

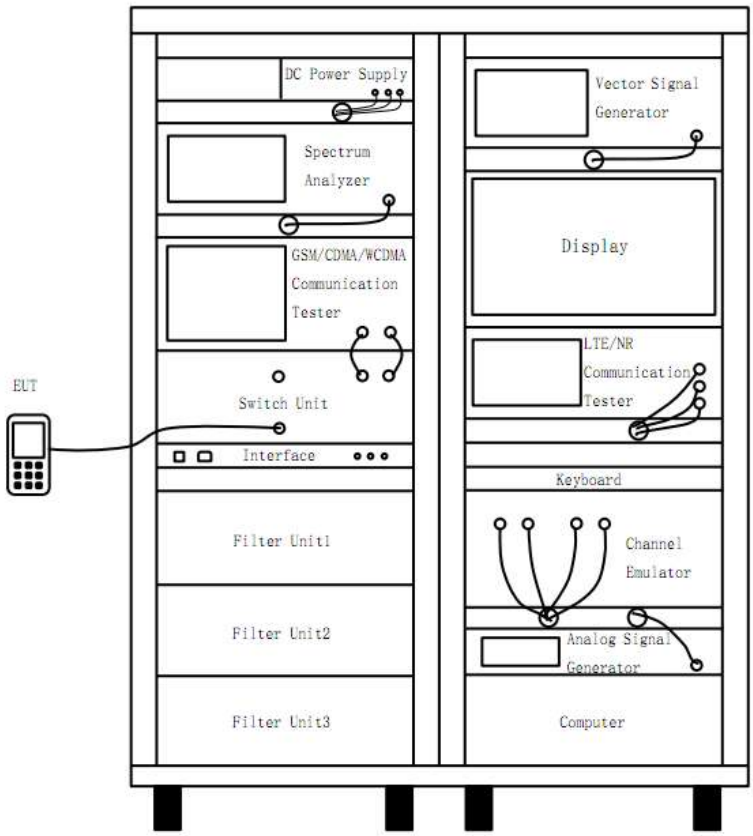

(Diagram 1)

4.4.2 For Frequency Stability Test

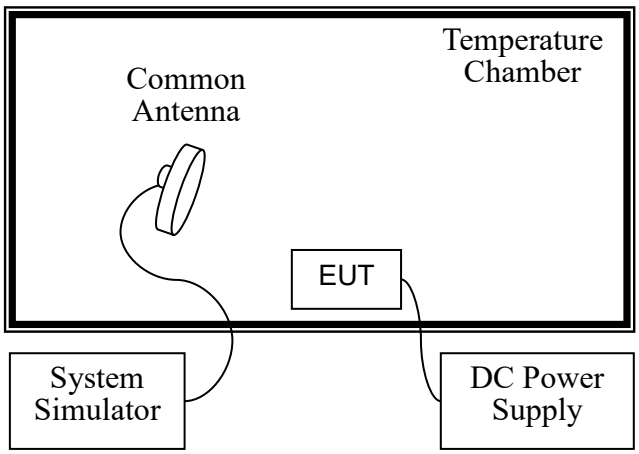

(Diagram 2)

4.4.3 For Radiated Test (30 MHz ~ 1 GHz)

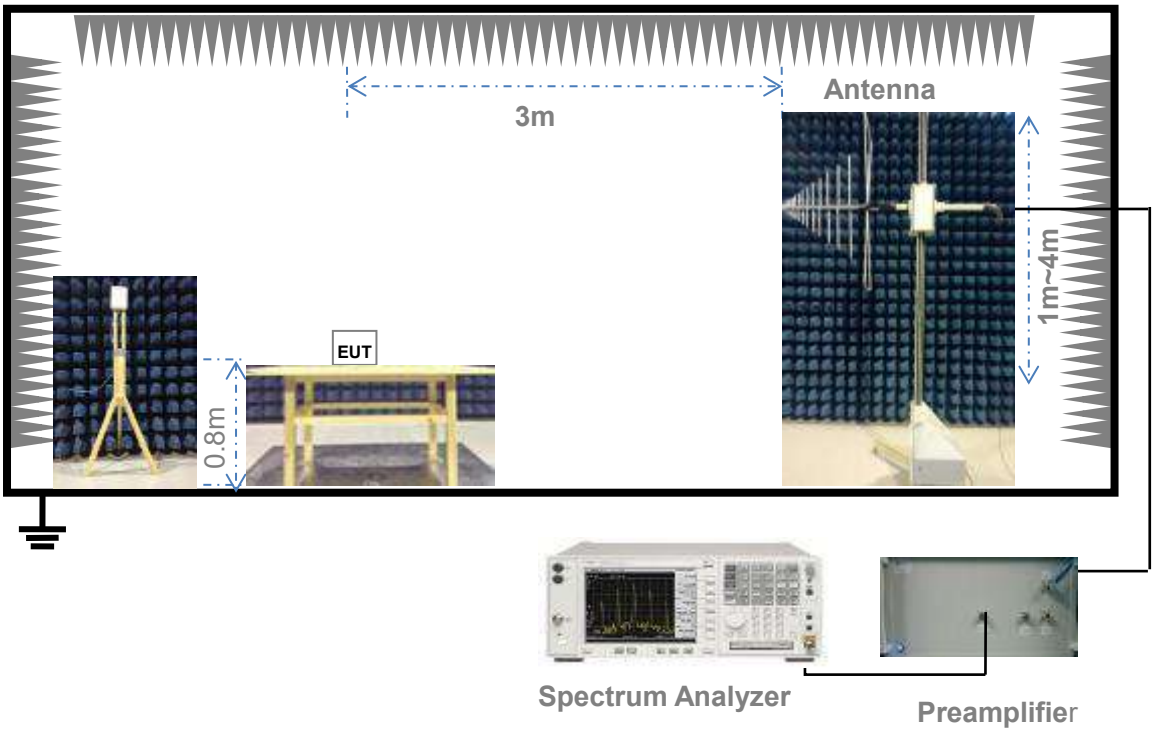

(Diagram 3)

4.4.4 For Radiated Test (Above 1 GHz)

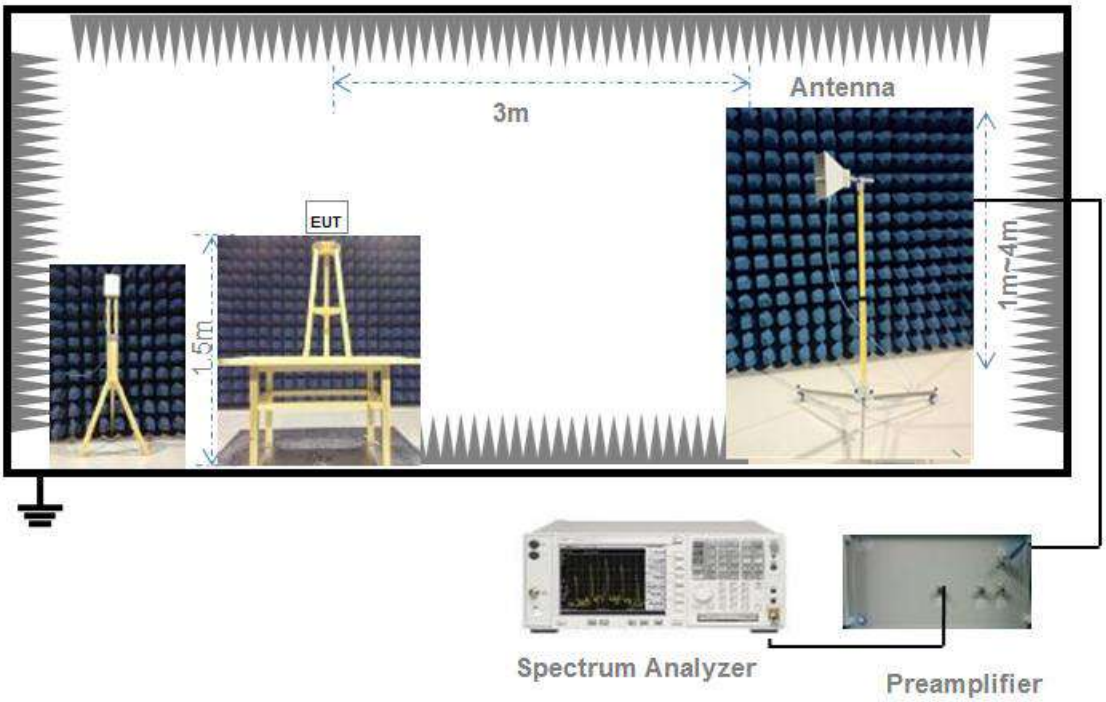

(Diagram 4)

5 TEST ITEMS

5.1 Transmitter Radiated Power (EIRP/ERP)

5.1.1 Limit

FCC § 2.1046 & 22.913(a) & 24.232(c) & 27.50(a) & 27.50(b) & 27.50(c) & 27.50(d) & 27.50(h) & 27.50(j) & 27.50(k) & 90.635(b)

According to FCC section 22.913(a) (5), the Effective Radiated Power (ERP) of mobile transmitters and auxiliary test transmitters must not exceed 7 watts.

According to FCC section 24.232(c), mobile and portable stations are limited to 2 watts EIRP and the equipment must employ a means for limiting power to the minimum necessary for successful communications.

According to FCC section 27.50(a) (3), for mobile and portable stations transmitting in the 2305-2315MHz band or the 2350-2360MHz band, the average EIRP must not exceed 50 milliwatts within any 1 megahertz of authorized bandwidth, except that for mobile and portable stations compliant with 3GPP LTE standards. For mobile and portable stations using time division duplexing (TDD) technology, the duty cycle must not exceed 38 percent in the 2305-2315 MHz and 2350-2360 MHz bands.

FCC section 27.50(b) (10), portable stations (hand-held devices) transmitting in the 746-757MHz, 776-788MHz, and 805-806MHz bands are limited to 3 watts ERP.

FCC section 27.50(c) (10), portable stations (hand-held devices) in the 600MHz uplink band and the 698-746MHz band, and fixed and mobile stations in the 600MHz uplink band are limited to 3 watts ERP.

FCC section 27.50(d) (4), fixed, mobile, and portable (hand-held) stations operating in the 1710-1755 MHz band and mobile and portable stations operating in the 1695-1710 MHz and 1755-1780 MHz bands are limited to 1 watt EIRP. Fixed stations operating in the 1710-1755 MHz band are limited to a maximum antenna height of 10 meters above ground. Mobile and portable stations operating in these bands must employ a means for limiting power to the minimum necessary for successful communications.

(7) Fixed, mobile, and portable (hand-held) stations operating in the 2000-2020 MHz band are limited to 2 watts EIRP.

And FCC section 27.50(h) (2), for mobile and other user stations, mobile stations are limited to 2.0 watts EIRP. All user stations are limited to 2.0 watts transmitter output power.

FCC section 27.50(j) (3), for mobile, and portable (hand-held) stations operating in the 3700-3980 MHz band are limited to 1 watt EIRP.

FCC section 27.50(k) (3), Mobile devices are limited to 1Watt (30 dBm) EIRP in the 3450-3550 MHz band.

According to FCC section 90.635(b), the maximum output power of the transmitter for mobile stations is 100 watts (20dBW).

5.1.2 Test Setup

The section 4.4.1 (Diagram 1) test setup description is used for conducted test, and the section 4.4.3 and 4.4.4 (Diagram 3, 4) test setup description is used for radiated test. The photo of test setup please refer to ANNEX B.

5.1.3 Test Procedure

Description of the Conducted Output Power Measurement

The EUT is coupled to the SS with attenuator through power splitter; the RF load attached to EUT antenna terminal is 50Ohm; the path loss as the factor is calibrated to correct the reading. A system simulator is used to establish communication with the EUT, and its parameters are set to force the EUT transmitting at maximum output power. The measured power in the radio frequency on the transmitter output terminals shall be reported.

The relevant equation for determining the conducted measured value is:

Conducted Output Power Value (dBm) = Measured Value (dBm) + Path Loss (dB)

where:
Conducted Output Power Value = final conducted measured value in the conducted power test, in dBm;
Measured Value = measured conducted power received by spectrum analyzer or power meter, in dBm;
Path Loss = signal attenuation in the connecting cable between the transmitter and spectrum analyzer or power meter, including external cable loss, in dB;

During the test, the data of Path Loss (dB) is added in the spectrum analyzer or power meter, so Measured Value (dBm) is the final values which contains the data of Path Loss (dB).

For example:

In the conducted output power test, when measured value for GSM850 is 24.7 dBm, and path loss is 8.5 dB, then final conducted output power value is:

Conducted Output Power Value (dBm) = 24.7 dBm + 8.5 dB = 33.2 dBm

Description of the Transmitter Radiated Power Measurement

In many cases, the RF output power limits for licensed digital transmission devices is specified in terms of effective radiated power (ERP) or equivalent isotropic radiated power (EIRP). Typically, ERP is specified when the operating frequency is less than or equal to 1 GHz and EIRP is specified when the operating frequency is greater than 1 GHz. Both are determined by adding the transmit antenna gain to the conducted RF output power with the primary difference between the two being that when determining the

ERP, the transmit antenna gain is referenced to a dipole antenna (i.e., dBd) whereas when determining the EIRP, the transmit antenna gain is referenced to an isotropic antenna (dBi).

Final measurement calculation as below:

The relevant equation for determining the ERP or EIRP from the conducted RF output power measured using the guidance provided above is:

ERP/EIRP = P_{Meas} + GT − LC

where:
ERP/EIRP = effective or equivalent radiated power, respectively (expressed in the same units as P_{Meas}, typically dBW or dBm);
P_{Meas} = measured transmitter output power or PSD, in dBm or dBW;
GT = gain of the transmitting antenna, in dBd (ERP) or dBi (EIRP);
dBd (ERP)=dBi (EIRP) -2.15 dB
LC = signal attenuation in the connecting cable between the transmitter and antenna, in dB.

For devices utilizing multiple antennas, KDB 662911 provides guidance for determining the effective array transmit antenna gain term to be used in the above equation.

For example:
In the EIRP test, when P_{Meas} value for GSM1900 is 30.2 dBm, LC is 0.6 dB, and GT is -3.4 dB, then final EIRP value is:
EIRP for GSM1900 = 30.2 dBm - 3.4 dBi - 0.6 dB = 26.2 dBm

The relevant equation for determining the ERP/EIRP from the radiated RF output power is:
ERP/EIRP (dBm) = SA Read Value (dBm) + Correction Factor (dB)

where:
ERP/EIRP = effective or equivalent radiated power, in dBm;
SA Read Value = measured transmitter power received by EMI receiver or spectrum analyzer, in dBm;
Correction Factor = total correction factor including cable loss, in dB;

During the test, the data of Correction Factor (dB) is added in the EMI receiver or spectrum analyzer, so SA Read Value (dBm) is the final values which contains the data of Correction Factor (dB).

For example:

In the ERP test, when SA read value for GSM850 is 21dBm, and correction factor is 8dB, then final ERP value for GSM850 is:

ERP (dBm) = 21dBm + 8dB = 29dBm

5.1.4 Test Result

Please refer to ANNEX A.1.

5.2 Peak to Average Ratio

5.2.1 Limit

FCC § 2.1046 & 24.232(d) & 27.50(d) & 27.50(j) & 27.50(k)

In addition, when the transmitter power is measured in terms of average value, the peak-to-average power ratio (PAPR) of the transmitter shall not exceed 13 dB for more than 0.1% of the time using a signal corresponding to the highest PAPR during periods of continuous transmission.

According to FCC section 24.232(d), power measurements for transmissions by stations authorized under this section may be made either in accordance with a Commission-approved average power technique or in compliance with 24.232 (e) of this section. In both instances, equipment employed must be authorized in accordance with the provisions of § 24.51. In measuring transmissions in this band using an average power technique, the peak-to-average ratio (PAR) of the transmission may not exceed 13 dB.

FCC section 24.232(e), peak transmit power must be measured over any interval of continuous transmission using instrumentation calibrated in terms of an rms equivalent voltage. The measurement results shall be properly adjusted for any instrument limitations, such as detector response times, limited resolution bandwidth capability when compared to the emission bandwidth, sensitivity, etc., so as to obtain a true peak measurement for the emission in question over the full bandwidth of the channel.

According to FCC section 27.50(d) (5) & 27.50(j) & 27.50(k), in measuring transmissions in this band using an average power technique, the peak-to-average ratio (PAR) of the transmission may not exceed 13dB.

5.2.2 Test Setup

The section 4.4.1 (Diagram 1) test setup description is used for this test. The photo of test setup please refer to ANNEX B.

5.2.3 Test Procedure

Here the lowest, middle and highest channels are selected to perform testing to verify the peak-to-average ratio.

According to KDB 971168 D01, there is CCDF procedure for PAPR:

a) Refer to instrument's analyzer instruction manual for details on how to use the power statistics/CCDF function;

b) Set resolution/measurement bandwidth ≥ signal's occupied bandwidth;

c) Set the number of counts to a value that stabilizes the measured CCDF curve;

d) Set the measurement interval as follows:

1) for continuous transmissions, set to 1 ms,

2) for burst transmissions, employ an external trigger that is synchronized with the EUT burst timing sequence, or use the internal burst trigger with a trigger level that allows the burst to stabilize and set the measurement interval to a time that is less than or equal to the burst duration.

e) Record the maximum PAPR level associated with a probability of 0.1%.

Alternate procedure for PAPR:

Use one of the procedures presented in 4.1 to measure the total peak power and record as P_{Pk}. Use one of the applicable procedures presented 4.2 to measure the total average power and record as P_{Avg}. Both the peak and average power levels must be expressed in the same logarithmic units (e.g., dBm). Determine the PAPR from:

PAPR (dB) = P_{Pk} (dBm) - P_{Avg} (dBm).

5.2.4 Test Result

Please refer to ANNEX A.2.

5.3 Occupied Bandwidth

5.3.1 Limit

FCC § 2.1049

The occupied bandwidth is the frequency bandwidth such that, below its lower and above its upper frequency limits, the mean powers radiated are each equal to 0.5 percent of the total mean power radiated by a given emission.

Many of the individual rule parts specify a relative OBW in lieu of the 99% OBW. In such cases, the OBW is defined as the width of the signal between two points, one below the carrier center frequency and on above the carrier center frequency, outside of which all emissions are attenuated by at least X dB below the transmitter power, where the value of X is typically specified as 26.

5.3.2 Test Setup

The section 4.4.1 (Diagram 1) test setup description is used for this test. The photo of test setup please refer to ANNEX B.

5.3.3 Test Procedure

The following procedure shall be used for measuring power bandwidth.

a) The spectrum analyzer center frequency is set to the nominal EUT channel center frequency. The frequency span for the spectrum analyzer shall be set wide enough to capture all modulation products including the emission skirts (i.e., two to five times the anticipated OBW).

b) The nominal IF filter bandwidth (3 dB RBW) shall be in the range of 1 to 5 % of the anticipated OBW, and the VBW shall be at least 3 times the RBW.

c) Set the reference level of the instrument as required to keep the signal from exceeding the maximum input mixer level for linear operation. In general, the peak of the spectral envelope must be at least 10log (OBW / RBW) below the reference level.

d) NOTE—Steps a) through c) may require iteration to adjust within the specified tolerances.

e) For -26 dB OBW, the dynamic range of the spectrum analyzer at the selected RBW shall be at least 10dB below the target “-X dB down” requirement, e.g. -26 dB OBW, the spectrum analyzer noise floor at the selected RBW shall be 36dB below the reference value.

f) Set the detection mode to peak, and the trace mode to max hold.

g) For 99% OBW, use the 99 % power bandwidth function of the spectrum analyzer (if available) and report the measured bandwidth.

If the instrument does not have a 99 % power bandwidth function, the trace data points are to be recovered and directly summed in linear power terms. The recovered amplitude data points, beginning at the lowest frequency, are placed in a running sum until 0.5 % of the total is reached; that frequency is

recorded as the lower frequency. The process is repeated until 99.5 % of the total is reached; that frequency is recorded as the upper frequency. The 99 % power bandwidth is the difference between these two frequencies.

h) For -26 dB OBW, determine the reference value: Set the EUT to transmit a modulated signal. Allow the trace to stabilize. Set the spectrum analyzer marker to the highest level of the displayed trace (this is the reference value).

Determine the “-X dB down amplitude” as equal to (reference value -X). Alternatively, this calculation can be performed by the analyzer by using the marker-delta function.

Place two markers, one at the lowest and the other at the highest frequency of the envelope of the spectral display such that each marker is at or slightly below “-X dB down amplitude” determined in step g). If a marker is below this “-X dB down amplitude” value it shall be placed as close as possible to this value. The OBW is the positive frequency difference between the two markers.

i) The OBW shall be reported by providing plot(s) of the measuring instrument display. The frequency and amplitude axes and scale shall be clearly labeled. Tabular data may be reported in addition to the plot(s).

j) Change variable modulations, coding, or channel bandwidth settings, then repeat above test procedures.

5.3.4 Test Result

Please refer to ANNEX A.3.

5.4 Frequency Stability

5.4.1 Limit

FCC § 2.1055 & 22.355 & 24.235 & 27.54 & 90.213

FCC § 2.1055

The frequency stability shall be measured with variation of ambient temperature as follows:

(1) The temperature is varied from -30°C to +50°C.

(2) Frequency measurements shall be made at the extremes of the specified temperature range and at intervals of not more than 10°C through the range.

The frequency stability shall be measured with variation of primary supply voltage as follows:

(1) Vary primary supply voltage from 85 to 115 percent of the nominal value for other than carried battery equipment.

(2) For hand carried, battery powered equipment, reduce primary supply voltage to the battery operating and point which shall be specified by the manufacture.

(3) The supply voltage shall be measured at the input to the cable normally provided with the equipment, or at the power supply terminals if cables are not normally provided.

FCC § 22.355

Except as otherwise provided in this part, the carrier frequency of each transmitter in the Public Mobile Services must be maintained within the tolerances given in Table C-1 of this section.

Table C-1—Frequency Tolerance for Transmitters in the Public Mobile Services

Frequency range (MHz)	Base, fixed (ppm)	Mobile > 3 watts (ppm)	Mobile ≤ 3 watts (ppm)
25 to 50	20.0	20.0	50.0
50 to 450	5.0	5.0	50.0
450 to 512	2.5	5.0	5.0
821 to 896	1.5	2.5	2.5
928 to 929	5.0	n/a	n/a
929 to 960	1.5	n/a	n/a
2110 to 2220	10.0	n/a	n/a

FCC § 24.235

The frequency stability shall be sufficient to ensure that the fundamental emission stays within the authorized frequency block.

FCC § 27.54

The frequency stability shall be sufficient to ensure that the fundamental emissions stay within the authorized bands of operation.

FCC § 90.213

The frequency stability shall not depart from the reference frequency in excess of ±2.5ppm for mobile stations.

5.4.2 Test Setup

The section 4.4.2 (Diagram 2) test setup description is used for this test. The photo of test setup please refer to ANNEX B.

5.4.3 Test Procedure

1. The EUT is placed in a temperature chamber.
2. The temperature is set to 25°C and allowed to stabilize. After sufficient soak time, the transmitting frequency error is measured.
3. The temperature is increased by not more than 10 degrees, allowed to stabilize and soak, and then repeat the frequency error measurement.
4. Repeat procedure 3 until +50°C and -30°C is reached.
5. Change supply voltage, and repeat measurement until extreme voltage is reached.

5.4.4 Test Result

Please refer to ANNEX A.4.

5.5 Spurious Emission at Antenna Terminals

5.5.1 Limit

FCC § 2.1051 & 22.917(a) & 24.238(a) & 27.53(a) & 27.53(c) & 27.53(f) & 27.53(g) & 27.53(h) & 27.53(l) & 27.53(m) & 27.53(n) & 90.691

In the 1 MHz bands immediately outside and adjacent to the frequency block, a resolution bandwidth of at least one percent of the emission bandwidth of the fundamental emission of the transmitter may be employed.

The emission bandwidth is defined as the width of the signal between two points, one below the carrier center frequency and one above the carrier center frequency, outside of which all emissions are attenuated at least 26 dB below the transmitter power.

FCC § 22.917(a) & 24.238(a)

The power of any emission outside of the authorized operating frequency ranges must be attenuated below the transmitting power (P) by a factor of at least 43+10*log(P) dB. This is calculated to be -13 dBm.

FCC § 27.53(a) (4)

For mobile and portable stations operating in the 2305-2315MHz and 2350-2360MHz bands:

(1)By a factor of not less than: 43 + 10 log (P) dB on all frequencies between 2305 and 2320MHz and on all frequencies between 2345 and 2360MHz that are outside the licensed band(s) of operation, not less than 55 + 10 log (P) dB on all frequencies between 2320 and 2324MHz and on all frequencies between 2341 and 2345MHz, not less than 61 + 10 log (P) dB on all frequencies between 2324 and 2328MHz and on all frequencies between 2337 and 2341MHz, and not less than 67 + 10 log (P) dB on all frequencies between 2328 and 2337MHz.

(2)By a factor of not less than 43 + 10 log (P) dB on all frequencies between 2300 and 2305MHz, 55 + 10 log (P) dB on all frequencies between 2296 and 2300MHz, 61 + 10 log (P) dB on all frequencies between 2292 and 2296MHz, 67 + 10 log (P) dB on all frequencies between 2288 and 2292MHz, and 70 + 10 log (P) dB below 2288MHz.

(3)By a factor of not less than 43 + 10 log (P) dB on all frequencies between 2360 and 2365MHz, and not less than 70 + 10 log (P) dB above 2365MHz.

FCC § 27.53(c)

For operations in the 746–758 MHz band and the 776–788 MHz band, the power of any emission outside the licensee's frequency band(s) of operation shall be attenuated below the transmitter power (P) within the licensed band(s) of operation, measured in watts, in accordance with the following:

(1) On any frequency outside the 746–758 MHz band, the power of any emission shall be attenuated outside the

band below the transmitter power (P) by at least 43 + 10 log (P) dB;

(2) On any frequency outside the 776–788 MHz band, the power of any emission shall be attenuated outside the

band below the transmitter power (P) by at least 43 + 10 log (P) dB;

(3) On all frequencies between 763–775 MHz and 793–805 MHz, by a factor not less than 76 + 10 log (P) dB in a 6.25 kHz band segment, for base and fixed stations;

(4) On all frequencies between 763–775 MHz and 793–805 MHz, by a factor not less than 65 + 10 log (P) dB in a 6.25 kHz band segment, for mobile and portable stations;

(5) Compliance with the provisions of paragraphs (c)(1) and (c)(2) of this section is based on the use of measurement instrumentation employing a resolution bandwidth of 100 kHz or greater.

However, in the 100 kHz bands immediately outside and adjacent to the frequency block, a resolution bandwidth

of at least 30 kHz may be employed;

(6) Compliance with the provisions of paragraphs (c)(3) and (c)(4) of this section is based on the use of measurement instrumentation such that the reading taken with any resolution bandwidth setting should be adjusted to indicate spectral energy in a 6.25 kHz segment.

FCC § 27.53(f)

For operations in the 746–758 MHz, 775–788 MHz, and 805–806 MHz bands, emissions in the band 1559–1610 MHz shall be limited to - 70 dBW/MHz equivalent isotropically radiated power (EIRP) for wideband signals, and -80 dBW EIRP for discrete emissions of less than 700 Hz bandwidth. For the purpose of equipment authorization, a transmitter shall be tested with an antenna that is representative of the type that will be used with the equipment in normal operation.

FCC § 27.53(g)

For operations in the 600MHz band and the 698-746MHz band, the power of any emission outside a licensee's frequency band(s) of operation shall be attenuated below the transmitter power (P) within the licensed band(s) of operation, measured in watts, by at least 43+10*log(P) dB. Compliance with this provision is based on the use of measurement instrumentation employing a resolution bandwidth of 100 kHz bands immediately outside and adjacent to a licensee's frequency block, a resolution bandwidth of at least 30 kHz may be employed.

FCC § 27.53(h) (1)

Except as otherwise specified below, for operations in the 1695-1710 MHz, 1710-1755 MHz, 1755-1780 MHz, 1915-1920 MHz, 1995-2000 MHz, 2000-2020 MHz, 2110-2155 MHz, 2155-2180 MHz, and 2180-2200 bands, the power of any emission outside a licensee's frequency block shall be attenuated below the transmitter power (P) in watts by at least 43 + 10 $\log_{10}$ (P) dB.

FCC § 27.53(l) (2)

For mobile operations in the 3700-3980 MHz band, the conducted power of any emission outside the licensee's authorized bandwidth shall not exceed −13 dBm/MHz.

FCC § 27.53(m) (4)

For mobile digital stations (BRS and EBS stations), the attenuation factor shall be not less than:

• 40+10logP dB (−10 dBm, 100 nW) on all frequencies between the channel edge and 5 MHz from the channel edge.

• 43+10logP dB (−13 dBm, 50 nW) on all frequencies between 5 MHz and X MHz from the channel edge,

• 55+10logP dB (−25 dBm, 3 nW) on all frequencies more than X MHz from the channel edge, where X is the greater of 6 MHz or the actual emission bandwidth (26 dB).

In addition, the attenuation factor shall not be less that 43 + 10 log (P) dB on all frequencies between 2490.5 MHz and 2496 MHz and 55 + 10 log (P) dB at or below 2490.5 MHz. Mobile Satellite Service licensees operating on frequencies below 2495 MHz may also submit a documented interference complaint against BRS licensees operating on channel BRS Channel 1 on the same terms and conditions as adjacent channel BRS or EBS licensees.

FCC § 27.53(n) (2)

For mobile operations in the 3450-3550 MHz band, the conducted power of any emission outside the licensee's authorized bandwidth shall not exceed −13 dBm/MHz.

FCC § 90.691

(a) Out-of-band emission requirement shall apply only to the “outer” channels included in an EA license and to spectrum adjacent to interior channels used by incumbent licensees. The emission limits are as follows:

(1) For any frequency removed from the EA licensee's frequency block by up to and including 37.5 kHz, the power of any emission shall be attenuated below the transmitter power (P) in watts by at least 116 $Log_{10}(f/6.1)$ decibels or 50 + 10 $Log_{10}(P)$ decibels or 80 decibels, whichever is the lesser attenuation, where f is the frequency removed from the center of the outer channel in the block in kilohertz and where f is greater than 12.5 kHz.

(2) For any frequency removed from the EA licensee's frequency block greater than 37.5 kHz, the power of any emission shall be attenuated below the transmitter power (P) in watts by at least 43 + $10Log_{10}(P)$ decibels or 80 decibels, whichever is the lesser attenuation, where f is the frequency removed from the center of the outer channel in the block in kilohertz and where f is greater than 37.5 kHz.

(b) When an emission outside of the authorized bandwidth causes harmful interference, the Commission may, at its discretion, require greater attenuation than specified in this section.

5.5.2 Test Setup

The section 4.4.1 (Diagram 1) test setup description was used for this test. The photo of test setup please refer to ANNEX B.

5.5.3 Test Procedure

The level of the carrier and the various conducted spurious and harmonic frequencies is measured by

means of a calibrated spectrum analyzer. The spectrum is scanned from the lowest frequency generated in the equipment up to a frequency including its 10th harmonic. On any frequency outside a licensee's frequency block, the power of any emission shall be attenuated below the transmitter power (P) by at least 43 + 10 log(P) dB. Compliance with these provisions is based on the use of measurement instrumentation employing a resolution bandwidth of 1 MHz or greater. However, in the 1 MHz bands immediately outside and adjacent to the frequency blocks a resolution bandwidth of at least one percent of the emission bandwidth of the fundamental emission of the transmitter may be employed. The emission bandwidth is defined as the width of the signal between two points, one below the carrier center frequency and one above the carrier center frequency, outside of which all emissions are attenuated at least 26 dB below the transmitter power.

1. The EUT is coupled to the system simulator and spectrum analyzer; the RF load attached to EUT antenna terminal is 50Ohm; the path loss as the factor is calibrated to correct the reading.

2. Base Station is used to establish communication with the EUT, and its parameters are set to force the EUT transmitting at maximum output power.

3. The RF output of the transmitter is connected to the input of the spectrum analyzer through sufficient attenuation.

4. Spurious emissions are tested with 0.001MHz RBW for frequency less than 150kHz, 0.01MHz RBW for frequency less than 30MHz, 0.1MHz RBW for frequency less than 1GHz, and 1MHz RBW for frequency above 1GHz. And sweep point number are at least 401, referring to following formula.

Sweep point number = Span/RBW

VBW=3*RBW

Detector Mode=mean or average power

5. Record the frequencies and levels of spurious emissions.

5.5.4 Test Result

Please refer to ANNEX A.5.

5.6 Band Edge

5.6.1 Limit

FCC § 2.1051 & 22.917(a) & 24.238(a) & 27.53(a) & 27.53(c) & 27.53(g) & 27.53(h) & 27.53(l) & 27.53(m) & 27.53(n) & 90.691

In the 1 MHz bands immediately outside and adjacent to the frequency block, a resolution bandwidth of at least one percent of the emission bandwidth of the fundamental emission of the transmitter may be employed.

The emission bandwidth is defined as the width of the signal between two points, one below the carrier center frequency and one above the carrier center frequency, outside of which all emissions are attenuated at least 26 dB below the transmitter power.

FCC § 22.917(a) & 24.238(a)

The power of any emission outside of the authorized operating frequency ranges must be attenuated below the transmitting power (P) by a factor of at least 43+10*log(P) dB. This is calculated to be -13 dBm.

FCC § 27.53(a) (4)

For mobile and portable stations operating in the 2305-2315MHz and 2350-2360MHz bands:

(1)By a factor of not less than: 43 + 10 log (P) dB on all frequencies between 2305 and 2320MHz and on all frequencies between 2345 and 2360MHz that are outside the licensed band(s) of operation, not less than 55 + 10 log (P) dB on all frequencies between 2320 and 2324MHz and on all frequencies between 2341 and 2345MHz, not less than 61 + 10 log (P) dB on all frequencies between 2324 and 2328MHz and on all frequencies between 2337 and 2341MHz, and not less than 67 + 10 log (P) dB on all frequencies between 2328 and 2337MHz.

(2)By a factor of not less than 43 + 10 log (P) dB on all frequencies between 2300 and 2305MHz, 55 + 10 log (P) dB on all frequencies between 2296 and 2300MHz, 61 + 10 log (P) dB on all frequencies between 2292 and 2296MHz, 67 + 10 log (P) dB on all frequencies between 2288 and 2292MHz, and 70 + 10 log (P) dB below 2288MHz.

(3)By a factor of not less than 43 + 10 log (P) dB on all frequencies between 2360 and 2365MHz, and not less than 70 + 10 log (P) dB above 2365MHz.

FCC § 27.53(c)

For operations in the 746–758 MHz band and the 776–788 MHz band, the power of any emission outside the licensee's frequency band(s) of operation shall be attenuated below the transmitter power (P) within the licensed band(s) of operation, measured in watts, in accordance with the following:

(1) On any frequency outside the 746–758 MHz band, the power of any emission shall be attenuated outside the

band below the transmitter power (P) by at least 43 + 10 log (P) dB;

(2) On any frequency outside the 776–788 MHz band, the power of any emission shall be attenuated outside the

band below the transmitter power (P) by at least 43 + 10 log (P) dB;

(3) On all frequencies between 763–775 MHz and 793–805 MHz, by a factor not less than 76 + 10 log (P) dB in a 6.25 kHz band segment, for base and fixed stations;

(4) On all frequencies between 763–775 MHz and 793–805 MHz, by a factor not less than 65 + 10 log (P) dB in a 6.25 kHz band segment, for mobile and portable stations;

(5) Compliance with the provisions of paragraphs (c)(1) and (c)(2) of this section is based on the use of measurement instrumentation employing a resolution bandwidth of 100 kHz or greater.

However, in the 100 kHz bands immediately outside and adjacent to the frequency block, a resolution bandwidth

of at least 30 kHz may be employed;

(6) Compliance with the provisions of paragraphs (c)(3) and (c)(4) of this section is based on the use of measurement instrumentation such that the reading taken with any resolution bandwidth setting should be adjusted to indicate spectral energy in a 6.25 kHz segment.

FCC § 27.53(g)

For operations in the 600MHz band and the 698-746MHz band, the power of any emission outside a licensee’s frequency band(s) of operation shall be attenuated below the transmitter power (P) within the licensed band(s) of operation, measured in watts, by at least 43+10*log(P) dB. Compliance with this provision is based on the use of measurement instrumentation employing a resolution bandwidth of 100 kHz bands immediately outside and adjacent to a licensee’s frequency block, a resolution bandwidth of at least 30 kHz may be employed.

FCC § 27.53(h) (1)

Except as otherwise specified below, for operations in the 1695-1710 MHz, 1710-1755 MHz, 1755-1780 MHz, 1915-1920 MHz, 1995-2000 MHz, 2000-2020 MHz, 2110-2155 MHz, 2155-2180 MHz, and 2180-2200 bands, the power of any emission outside a licensee's frequency block shall be attenuated below the transmitter power (P) in watts by at least 43 + 10 $\log_{10}$ (P) dB.

FCC § 27.53(l) (2)

For mobile operations in the 3700-3980 MHz band, the conducted power of any emission outside the licensee's authorized bandwidth shall not exceed −13 dBm/MHz.

FCC § 27.53(m) (4)

For mobile digital stations (BRS and EBS stations), the attenuation factor shall be not less than:

• 40+10logP dB (−10 dBm, 100 nW) on all frequencies between the channel edge and 5 MHz from the channel edge.

• 43+10logP dB (−13 dBm, 50 nW) on all frequencies between 5 MHz and X MHz from the channel edge,

• 55+10logP dB (−25 dBm, 3 nW) on all frequencies more than X MHz from the channel edge, where X is the greater of 6 MHz or the actual emission bandwidth (26 dB).

In addition, the attenuation factor shall not be less that 43 + 10 log (P) dB on all frequencies between 2490.5 MHz and 2496 MHz and 55 + 10 log (P) dB at or below 2490.5 MHz. Mobile Satellite Service licensees operating on frequencies below 2495 MHz may also submit a documented interference complaint against BRS licensees operating on channel BRS Channel 1 on the same terms and conditions as adjacent channel BRS or EBS licensees.

FCC § 27.53(n) (2)

For mobile operations in the 3450-3550 MHz band, the conducted power of any emission outside the licensee's authorized bandwidth shall not exceed −13 dBm/MHz.

FCC § 90.691

(a) Out-of-band emission requirement shall apply only to the “outer” channels included in an EA license and to spectrum adjacent to interior channels used by incumbent licensees. The emission limits are as follows:

(1) For any frequency removed from the EA licensee's frequency block by up to and including 37.5 kHz, the power of any emission shall be attenuated below the transmitter power (P) in watts by at least 116 $Log_{10}(f/6.1)$ decibels or 50 + 10 $Log_{10}(P)$ decibels or 80 decibels, whichever is the lesser attenuation, where f is the frequency removed from the center of the outer channel in the block in kilohertz and where f is greater than 12.5 kHz.

(2) For any frequency removed from the EA licensee's frequency block greater than 37.5 kHz, the power of any emission shall be attenuated below the transmitter power (P) in watts by at least 43 + $10Log_{10}(P)$ decibels or 80 decibels, whichever is the lesser attenuation, where f is the frequency removed from the center of the outer channel in the block in kilohertz and where f is greater than 37.5 kHz.

(b) When an emission outside of the authorized bandwidth causes harmful interference, the Commission may, at its discretion, require greater attenuation than specified in this section.

5.6.2 Test Setup

The section 4.4.1 (Diagram 1) test setup description was used for this test. The photo of test setup please refer to ANNEX B.

5.6.3 Test Procedure

The EUT, which is powered by the Battery, is coupled to the Spectrum Analyzer (SA) and the System Simulator (SS) with attenuators through the Power Splitter; the RF load attached to the EUT antenna terminal is 50 Ohm; the path loss as the factor is calibrated to correct the reading.

1.The EUT is coupled to the system simulator and spectrum analyzer; the RF load attached to EUT antenna terminal is 50Ohm; the path loss as the factor is calibrated to correct the reading.

2. Base Station is used to establish communication with the EUT, and its parameters are set to force the EUT transmitting at maximum output power.

3. The RF output of the transmitter is connected to the input of the spectrum analyzer through sufficient attenuation.

4. The center of the spectrum analyzer was set to block edge frequency.

5. Band edge are tested with 1%*cBW (RBW), and sweep point number referred to following formula.

Sweep point number = 2*Span/RBW

VBW=3RBW

6. Record the frequencies and levels of spurious emissions.

For mobile and portable stations, on all frequencies between 763–775 MHz and 793–805 MHz, by a factor not less than 65 + 10 log (P) dB in a 6.25 kHz band segment. Since it was not possible to set the resolution bandwidth to 6.25 kHz with the available equipment, a bandwidth of 10 kHz was used instead to show compliance. By using a 10 kHz bandwidth on the spectrum analyzer.

10*log(10 kHz / 6.25 kHz) = 2.04 dB
Limit Line = -35 dBm + 2.04 dB = -32.96dBm

5.6.4 Test Result

Please refer to ANNEX A.6.

5.7 Field Strength of Spurious Radiation

5.7.1 Limit

FCC § 2.1053 & 22.917(a) & 24.238(a) & 27.53(a) & 27.53(c) & 27.53(f) & 27.53(g) & 27.53(h) & 27.53(l) & 27.53(m) & 27.53(n) & 90.691

FCC § 22.917(a) & 24.238(a)

The power of any emission outside of the authorized operating frequency ranges must be attenuated below the transmitting power (P) by a factor of at least 43+10*log(P) dB. This is calculated to be -13 dBm.

FCC § 27.53(a) (4)

For mobile and portable stations operating in the 2305-2315MHz and 2350-2360MHz bands:

(1)By a factor of not less than: 43 + 10 log (P) dB on all frequencies between 2305 and 2320MHz and on all frequencies between 2345 and 2360MHz that are outside the licensed band(s) of operation, not less than 55 + 10 log (P) dB on all frequencies between 2320 and 2324MHz and on all frequencies between 2341 and 2345MHz, not less than 61 + 10 log (P) dB on all frequencies between 2324 and 2328MHz and on all frequencies between 2337 and 2341MHz, and not less than 67 + 10 log (P) dB on all frequencies between 2328 and 2337MHz.

(2)By a factor of not less than 43 + 10 log (P) dB on all frequencies between 2300 and 2305MHz, 55 + 10 log (P) dB on all frequencies between 2296 and 2300MHz, 61 + 10 log (P) dB on all frequencies between 2292 and 2296MHz, 67 + 10 log (P) dB on all frequencies between 2288 and 2292MHz, and 70 + 10 log (P) dB below 2288MHz.

(3)By a factor of not less than 43 + 10 log (P) dB on all frequencies between 2360 and 2365MHz, and not less than 70 + 10 log (P) dB above 2365MHz.

FCC § 27.53(c)

For operations in the 746–758 MHz band and the 776–788 MHz band, the power of any emission outside the licensee's frequency band(s) of operation shall be attenuated below the transmitter power (P) within the licensed band(s) of operation, measured in watts, in accordance with the following:

(1) On any frequency outside the 746–758 MHz band, the power of any emission shall be attenuated outside the

band below the transmitter power (P) by at least 43 + 10 log (P) dB;

(2) On any frequency outside the 776–788 MHz band, the power of any emission shall be attenuated outside the

band below the transmitter power (P) by at least 43 + 10 log (P) dB;

(3) On all frequencies between 763–775 MHz and 793–805 MHz, by a factor not less than 76 + 10 log (P) dB in a 6.25 kHz band segment, for base and fixed stations;

(4) On all frequencies between 763–775 MHz and 793–805 MHz, by a factor not less than 65 + 10 log (P) dB in a 6.25 kHz band segment, for mobile and portable stations;

(5) Compliance with the provisions of paragraphs (c)(1) and (c)(2) of this section is based on the use of

measurement instrumentation employing a resolution bandwidth of 100 kHz or greater.

However, in the 100 kHz bands immediately outside and adjacent to the frequency block, a resolution bandwidth

of at least 30 kHz may be employed;

(6) Compliance with the provisions of paragraphs (c)(3) and (c)(4) of this section is based on the use of measurement instrumentation such that the reading taken with any resolution bandwidth setting should be adjusted to indicate spectral energy in a 6.25 kHz segment.

FCC § 27.53(f)

For operations in the 746–758 MHz, 775–788 MHz, and 805–806 MHz bands, emissions in the band 1559–1610 MHz shall be limited to - 70 dBW/MHz equivalent isotropically radiated power (EIRP) for wideband signals, and -80 dBW EIRP for discrete emissions of less than 700 Hz bandwidth. For the purpose of equipment authorization, a transmitter shall be tested with an antenna that is representative of the type that will be used with the equipment in normal operation.

FCC § 27.53(g)

For operations in the 600MHz band and the 698-746MHz band, the power of any emission outside a licensee's frequency band(s) of operation shall be attenuated below the transmitter power (P) within the licensed band(s) of operation, measured in watts, by at least 43+10*log(P) dB. Compliance with this provision is based on the use of measurement instrumentation employing a resolution bandwidth of 100 kHz bands immediately outside and adjacent to a licensee's frequency block, a resolution bandwidth of at least 30 kHz may be employed.

FCC § 27.53(h) (1)

Except as otherwise specified below, for operations in the 1695-1710 MHz, 1710-1755 MHz, 1755-1780 MHz, 1915-1920 MHz, 1995-2000 MHz, 2000-2020 MHz, 2110-2155 MHz, 2155-2180 MHz, and 2180-2200 bands, the power of any emission outside a licensee's frequency block shall be attenuated below the transmitter power (P) in watts by at least 43 + 10 $\log_{10}$ (P) dB.

FCC § 27.53(l) (2)

For mobile operations in the 3700-3980 MHz band, the conducted power of any emission outside the licensee's authorized bandwidth shall not exceed −13 dBm/MHz.

FCC § 27.53(m) (4)

For mobile digital stations (BRS and EBS stations), the attenuation factor shall be not less than:

• 40+10logP dB (−10 dBm, 100 nW) on all frequencies between the channel edge and 5 MHz from the channel edge.

• 43+10logP dB (−13 dBm, 50 nW) on all frequencies between 5 MHz and X MHz from the channel edge,

• 55+10logP dB (−25 dBm, 3 nW) on all frequencies more than X MHz from the channel edge, where X is the greater of 6 MHz or the actual emission bandwidth (26 dB).

In addition, the attenuation factor shall not be less that 43 + 10 log (P) dB on all frequencies between 2490.5 MHz and 2496 MHz and 55 + 10 log (P) dB at or below 2490.5 MHz. Mobile Satellite Service

licensees operating on frequencies below 2495 MHz may also submit a documented interference complaint against BRS licensees operating on channel BRS Channel 1 on the same terms and conditions as adjacent channel BRS or EBS licensees.

FCC § 27.53(n) (2)

For mobile operations in the 3450-3550 MHz band, the conducted power of any emission outside the licensee's authorized bandwidth shall not exceed −13 dBm/MHz.

FCC § 90.691

(a) Out-of-band emission requirement shall apply only to the “outer” channels included in an EA license and to spectrum adjacent to interior channels used by incumbent licensees. The emission limits are as follows:

(1) For any frequency removed from the EA licensee's frequency block by up to and including 37.5 kHz, the power of any emission shall be attenuated below the transmitter power (P) in watts by at least 116 $Log_{10}(f/6.1)$ decibels or 50 + 10 $Log_{10}(P)$ decibels or 80 decibels, whichever is the lesser attenuation, where f is the frequency removed from the center of the outer channel in the block in kilohertz and where f is greater than 12.5 kHz.

(2) For any frequency removed from the EA licensee's frequency block greater than 37.5 kHz, the power of any emission shall be attenuated below the transmitter power (P) in watts by at least 43 + $10Log_{10}(P)$ decibels or 80 decibels, whichever is the lesser attenuation, where f is the frequency removed from the center of the outer channel in the block in kilohertz and where f is greater than 37.5 kHz.

(b) When an emission outside of the authorized bandwidth causes harmful interference, the Commission may, at its discretion, require greater attenuation than specified in this section.

5.7.2 Test Setup

The section 4.4.3 and 4.4.4 (Diagram 3, 4) test setup description was used for this test. The photo of test setup please refer to ANNEX B.

5.7.3 Test Procedure

1. On a test site, the EUT shall be placed at 80cm height on a turn table, and in the position close to normal use as declared by the applicant.

2. The test antenna shall be oriented initially for vertical polarization located 3 m from EUT to correspond to the fundamental frequency of the transmitter.

3. The output of the test antenna shall be connected to the measuring receiver and the peak detector is used for the measurement.

4. During the measurement of the EUT, the resolution bandwidth was to 1 MHz and the average bandwidth

was set to 1 MHz.

5. The transmitter shall be switched on; the measuring receiver shall be tuned to the frequency of the

transmitter under test.

6. The test antenna shall be raised and lowered through the specified range of height until the maximum signal level is detected by the measuring receiver.

7. The transmitter shall be rotated through 360° in the horizontal plane, until the maximum signal level is detected by the measuring receiver.

8. The test antenna shall be raised and lowered again through the specified range of height until the maximum signal level is detected by the measuring receiver.

9. The maximum signal level detected by the measuring receiver shall be noted.

10. The EUT was replaced by half-wave dipole (824 ~ 849 MHz) or horn antenna (1 850 ~ 1 910 MHz) connected to a signal generator.

11. In necessary, the input attenuator setting on the measuring receiver shall be adjusted in order to increase

the sensitivity of the measuring receiver.

12. The test antenna shall be raised and lowered through the specified range of height to ensure that the maximum signal is received.

13. The input signal to the substitution antenna shall be adjusted to the level that produces a level detected by the measuring received, which is equal to the level noted while the transmitter radiated power was measured, corrected for the change of input attenuator setting of the measuring receiver.

14. The input level to the substitution antenna shall be recorded as power level in dBm, corrected for any change of input attenuator setting of the measuring receiver.

15. The measurement shall be repeated with the test antenna and the substitution antenna orientated for horizontal polarization.

Final measurement calculation as below:

The relevant equation for determining the ERP/EIRP from the radiated RF output power is:

ERP/EIRP (dBm) = SA Read Value (dBm) + Correction Factor (dB)

where:
ERP/EIRP = effective or equivalent radiated power, in dBm;
SA Read Value = measured transmitter power received by EMI receiver or spectrum analyzer, in dBm;
Correction Factor = total correction factor including cable loss, in dB;

During the test, the data of Correction Factor (dB) is added in the EMI receiver or spectrum analyzer,

so SA Read Value (dBm) is the final values which contains the data of Correction Factor (dB).

For example:

In the ERP test, when SA read value for GSM850 is 21dBm, and correction factor is 8dB, then final ERP value for GSM850 is:

ERP (dBm) = 21dBm + 8dB = 29dBm

5.7.4 Test Result

Please refer to ANNEX A.7.

ANNEX A TEST RESULTS

A.1 Transmitter Radiated Power (EIRP/ERP)

GSM Mode Test Data

Test Band	Test Channel	Conducted Output Peak Power (dBm)	Antenna Gain (dBi)	Antenna Gain (dBd)	ERP (dBm)	ERP (W)	Limit (W)	Verdict
GSM 850	LCH	32.70	-5.1	-7.25	25.45	0.351	7.00	Pass
	MCH	32.61	-5.1	-7.25	25.36	0.344	7.00	Pass
	HCH	32.42	-5.1	-7.25	25.17	0.329	7.00	Pass
GPRS 850	LCH	32.74	-5.1	-7.25	25.49	0.354	7.00	Pass
	MCH	32.65	-5.1	-7.25	25.40	0.347	7.00	Pass
	HCH	32.44	-5.1	-7.25	25.19	0.330	7.00	Pass
EGPRS 850	LCH	29.78	-5.1	-7.25	22.53	0.179	7.00	Pass
	MCH	29.81	-5.1	-7.25	22.56	0.180	7.00	Pass
	HCH	30.22	-5.1	-7.25	22.97	0.198	7.00	Pass

Test Band	Test Channel	Conducted Output Peak Power (dBm)	Antenna Gain (dBi)	EIRP (dBm)	EIRP (W)	Limit (W)	Verdict
GSM 1900	LCH	29.54	-1.4	28.14	0.652	2.00	Pass
	MCH	29.36	-1.4	27.96	0.625	2.00	Pass
	HCH	29.10	-1.4	27.70	0.589	2.00	Pass
GPRS 1900	LCH	29.56	-1.4	28.16	0.655	2.00	Pass
	MCH	29.35	-1.4	27.95	0.624	2.00	Pass
	HCH	29.08	-1.4	27.68	0.586	2.00	Pass
EGPRS 1900	LCH	28.47	-1.4	27.07	0.509	2.00	Pass
	MCH	28.22	-1.4	26.82	0.481	2.00	Pass
	HCH	28.22	-1.4	26.82	0.481	2.00	Pass

Note 1: For the GPRS and EGPRS mode, all slots were tested and just the worst data were recorded in this table.

Note 2: ERP/EIRP = P_{Meas} + GT − LC

ERP/EIRP = effective or equivalent radiated power, respectively (expressed in the same units as P_{Meas}, typically dBW or dBm);

P_{Meas} = measured transmitter output power or PSD, in dBm or dBW;

GT = gain of the transmitting antenna, in dBd (ERP) or dBi (EIRP);

LC = signal attenuation in the connecting cable between the transmitter and antenna, in dB.

ERP = EIRP – 2.15; where ERP and EIRP are expressed in consistent units.

Note 3: Set PCL to 5 for GSM/GPRS 850 (power class 4) and 0 for GSM/GPRS 1900 (power class 1).

Set PCL to 8 for EGPRS850 (power class E2) and 2 for EGPRS1900 (power class E2).

GPRS Conducted Output Power

Band	Channel	Conducted Output Peak Power							
		1 Slot (dBm)	1 Slot (W)	2 Slots (dBm)	2 Slots (W)	3 Slots (dBm)	3 Slots (W)	4 Slots (dBm)	4 Slots (W)
GPRS 850	LCH	32.74	1.879	30.26	1.062	28.32	0.679	27.27	0.533
	MCH	32.65	1.841	30.19	1.044	28.23	0.665	27.18	0.523
	HCH	32.44	1.754	29.99	0.998	28.04	0.637	27.01	0.502
GPRS 1900	LCH	29.56	0.904	26.89	0.488	24.83	0.304	24.05	0.254
	MCH	29.35	0.861	26.71	0.469	24.66	0.293	23.92	0.246
	HCH	29.08	0.809	26.50	0.446	24.49	0.281	23.74	0.237

EGPRS Conducted Output Power

Band	Channel	Conducted Output Peak Power							
		1 Slot (dBm)	1 Slot (W)	2 Slots (dBm)	2 Slots (W)	3 Slots (dBm)	3 Slots (W)	4 Slots (dBm)	4 Slots (W)
EGPRS 850	LCH	29.78	0.951	26.98	0.498	24.63	0.290	23.60	0.229
	MCH	29.81	0.957	26.86	0.485	24.73	0.297	23.66	0.232
	HCH	30.22	1.052	27.08	0.510	24.78	0.300	23.55	0.226
EGPRS 1900	LCH	28.47	0.703	25.82	0.382	23.54	0.226	22.22	0.167
	MCH	28.22	0.664	25.78	0.378	23.59	0.229	22.08	0.161
	HCH	28.22	0.664	25.70	0.372	23.52	0.225	22.32	0.171

WCDMA Mode Test Data

Test Band	Test Channel	Conducted Output AV Power (dBm)	Antenna Gain (dBi)	EIRP (dBm)	EIRP (W)	Limit (W)	Verdict
WCDMA Band 2	LCH	23.52	-1.4	22.12	0.163	2.00	Pass
	MCH	23.52	-1.4	22.12	0.163	2.00	Pass
	HCH	23.46	-1.4	22.06	0.161	2.00	Pass
HSDPA Band 2	LCH	22.52	-1.4	21.12	0.129	2.00	Pass
	MCH	22.51	-1.4	21.11	0.129	2.00	Pass
	HCH	22.50	-1.4	21.10	0.129	2.00	Pass
HSUPA Band 2	LCH	21.51	-1.4	20.11	0.103	2.00	Pass
	MCH	21.53	-1.4	20.13	0.103	2.00	Pass
	HCH	21.45	-1.4	20.05	0.101	2.00	Pass

Test Band	Test Channel	Conducted Output AV Power (dBm)	Antenna Gain (dBi)	EIRP (dBm)	EIRP (W)	Limit (W)	Verdict
WCDMA Band 4	LCH	23.83	0.5	24.33	0.271	1.00	Pass
	MCH	23.84	0.5	24.34	0.272	1.00	Pass
	HCH	23.85	0.5	24.35	0.272	1.00	Pass
HSDPA Band 4	LCH	22.80	0.5	23.30	0.214	1.00	Pass
	MCH	22.85	0.5	23.35	0.216	1.00	Pass
	HCH	22.88	0.5	23.38	0.218	1.00	Pass
HSUPA Band 4	LCH	21.78	0.5	22.28	0.169	1.00	Pass
	MCH	21.80	0.5	22.30	0.170	1.00	Pass
	HCH	21.82	0.5	22.32	0.171	1.00	Pass

Test Band	Test Channel	Conducted Output AV Power (dBm)	Antenna Gain (dBi)	Antenna Gain (dBd)	ERP (dBm)	ERP (W)	Limit (W)	Verdict
WCDMA Band 5	LCH	24.19	-5.1	-7.25	16.94	0.049	7.00	Pass
	MCH	24.36	-5.1	-7.25	17.11	0.051	7.00	Pass
	HCH	24.01	-5.1	-7.25	16.76	0.047	7.00	Pass
HSDPA Band 5	LCH	23.18	-5.1	-7.25	15.93	0.039	7.00	Pass
	MCH	23.37	-5.1	-7.25	16.12	0.041	7.00	Pass
	HCH	23.01	-5.1	-7.25	15.76	0.038	7.00	Pass
HSUPA Band 5	LCH	22.19	-5.1	-7.25	14.94	0.031	7.00	Pass
	MCH	22.39	-5.1	-7.25	15.14	0.033	7.00	Pass
	HCH	22.02	-5.1	-7.25	14.77	0.030	7.00	Pass

Note 1: For the HSDPA and HSUPA mode, all subtests were tested and just the worst data were recorded in this table.

Note 2: ERP/EIRP = P_{Meas} + GT − LC

ERP/EIRP = effective or equivalent radiated power, respectively (expressed in the same units as P_{Meas}, typically dBW or dBm);

P_{Meas} = measured transmitter output power or PSD, in dBm or dBW;

GT = gain of the transmitting antenna, in dBd (ERP) or dBi (EIRP);

LC = signal attenuation in the connecting cable between the transmitter and antenna, in dB.

ERP = EIRP – 2.15; where ERP and EIRP are expressed in consistent units.

HSDPA Conducted Output Power

Band	Channel	Conducted Output Average Power							
		Subtest1		Subtest2		Subtest3		Subtest4	
		(dBm)	(W)	(dBm)	(W)	(dBm)	(W)	(dBm)	(W)
HSDPA Band 2	LCH	22.52	0.179	22.52	0.179	22.06	0.161	22.01	0.159
	MCH	22.51	0.178	22.51	0.178	22.03	0.160	21.99	0.158
	HCH	22.50	0.178	22.45	0.176	22.01	0.159	21.97	0.157
HSDPA Band 4	LCH	22.80	0.191	22.78	0.190	22.32	0.171	22.29	0.169
	MCH	22.85	0.193	22.85	0.193	22.39	0.173	22.36	0.172
	HCH	22.88	0.194	22.83	0.192	22.38	0.173	22.36	0.172
HSDPA Band 5	LCH	23.18	0.208	23.17	0.207	22.66	0.185	22.65	0.184
	MCH	23.37	0.217	23.37	0.217	22.89	0.195	22.83	0.192
	HCH	23.01	0.200	22.97	0.198	22.52	0.179	22.55	0.180

HSUPA Conducted Output Power

Band	Channel	Conducted Output Average Power									
		Subtest1		Subtest2		Subtest3		Subtest4		Subtest5	
		(dBm)	(W)	(dBm)	(W)	(dBm)	(W)	(dBm)	(W)	(dBm)	(W)
HSUPA Band 2	LCH	20.47	0.111	20.47	0.111	21.51	0.142	20.03	0.101	21.46	0.140
	MCH	20.47	0.111	20.46	0.111	21.53	0.142	20.01	0.100	21.45	0.140
	HCH	20.40	0.110	20.41	0.110	21.45	0.140	19.93	0.098	21.41	0.138
HSUPA Band 4	LCH	20.74	0.119	20.76	0.119	21.78	0.151	20.28	0.107	21.77	0.150
	MCH	20.75	0.119	20.74	0.119	21.80	0.151	20.30	0.107	21.73	0.149
	HCH	20.78	0.120	20.77	0.119	21.82	0.152	20.30	0.107	21.76	0.150
HSUPA Band 5	LCH	21.17	0.131	21.17	0.131	22.19	0.166	20.72	0.118	22.14	0.164
	MCH	21.35	0.136	21.38	0.137	22.39	0.173	20.94	0.124	22.35	0.172
	HCH	20.98	0.125	21.03	0.127	22.02	0.159	20.57	0.114	21.97	0.157

LTE Mode Test Data

Test BW	Test Channel	Test Mode	Test RB (Size#Offset)	Conducted Output AV Power (dBm)	Antenna Gain (dBi)	EIRP (dBm)	EIRP (W)	Limit (W)	Verdict
LTE BAND2									
1.4 MHz	LCH	QPSK	RB1#0	22.99	1.6	24.59	0.288	2.00	Pass
			RB1#3	22.98	1.6	24.58	0.287	2.00	Pass
			RB1#5	22.97	1.6	24.57	0.286	2.00	Pass
			RB3#0	23.07	1.6	24.67	0.293	2.00	Pass
			RB3#2	23.06	1.6	24.66	0.292	2.00	Pass
			RB3#3	23.06	1.6	24.66	0.292	2.00	Pass
			RB6#0	22.08	1.6	23.68	0.233	2.00	Pass
		16-QAM	RB1#0	22.19	1.6	23.79	0.239	2.00	Pass
			RB1#3	22.2	1.6	23.80	0.240	2.00	Pass
			RB1#5	22.19	1.6	23.79	0.239	2.00	Pass
			RB3#0	22.12	1.6	23.72	0.236	2.00	Pass
			RB3#2	22.13	1.6	23.73	0.236	2.00	Pass
			RB3#3	22.15	1.6	23.75	0.237	2.00	Pass
			RB6#0	21.22	1.6	22.82	0.191	2.00	Pass
	MCH	QPSK	RB1#0	22.96	1.6	24.56	0.286	2.00	Pass
			RB1#3	22.96	1.6	24.56	0.286	2.00	Pass
			RB1#5	22.98	1.6	24.58	0.287	2.00	Pass
			RB3#0	23.01	1.6	24.61	0.289	2.00	Pass
			RB3#2	23.01	1.6	24.61	0.289	2.00	Pass
			RB3#3	23.03	1.6	24.63	0.290	2.00	Pass
			RB6#0	22.04	1.6	23.64	0.231	2.00	Pass
		16-QAM	RB1#0	22.42	1.6	24.02	0.252	2.00	Pass
			RB1#3	22.39	1.6	23.99	0.251	2.00	Pass
			RB1#5	22.44	1.6	24.04	0.254	2.00	Pass
			RB3#0	22.2	1.6	23.80	0.240	2.00	Pass
			RB3#2	22.21	1.6	23.81	0.240	2.00	Pass
			RB3#3	22.21	1.6	23.81	0.240	2.00	Pass
			RB6#0	20.89	1.6	22.49	0.177	2.00	Pass
	HCH	QPSK	RB1#0	22.96	1.6	24.56	0.286	2.00	Pass
			RB1#3	22.98	1.6	24.58	0.287	2.00	Pass
			RB1#5	22.98	1.6	24.58	0.287	2.00	Pass
			RB3#0	23.09	1.6	24.69	0.294	2.00	Pass
			RB3#2	23.13	1.6	24.73	0.297	2.00	Pass
			RB3#3	23.11	1.6	24.71	0.296	2.00	Pass
			RB6#0	22.09	1.6	23.69	0.234	2.00	Pass
		16-QAM	RB1#0	22.08	1.6	23.68	0.233	2.00	Pass
			RB1#3	22.04	1.6	23.64	0.231	2.00	Pass

Test BW	Test Channel	Test Mode	Test RB (Size#Offset)	Conducted Output AV Power (dBm)	Antenna Gain (dBi)	EIRP (dBm)	EIRP (W)	Limit (W)	Verdict
LTE BAND2									
			RB1#5	22.1	1.6	23.70	0.234	2.00	Pass
			RB3#0	22.2	1.6	23.80	0.240	2.00	Pass
			RB3#2	22.19	1.6	23.79	0.239	2.00	Pass
			RB3#3	22.18	1.6	23.78	0.239	2.00	Pass
			RB6#0	21.17	1.6	22.77	0.189	2.00	Pass
3 MHz	LCH	QPSK	RB1#0	23.16	1.6	24.76	0.299	2.00	Pass
			RB1#7	23.09	1.6	24.69	0.294	2.00	Pass
			RB1#14	23.1	1.6	24.70	0.295	2.00	Pass
			RB8#0	22.11	1.6	23.71	0.235	2.00	Pass
			RB8#4	22.12	1.6	23.72	0.236	2.00	Pass
			RB8#7	22.11	1.6	23.71	0.235	2.00	Pass
			RB15#0	22.12	1.6	23.72	0.236	2.00	Pass
		16-QAM	RB1#0	22.05	1.6	23.65	0.232	2.00	Pass
			RB1#7	22	1.6	23.60	0.229	2.00	Pass
			RB1#14	22.04	1.6	23.64	0.231	2.00	Pass
			RB8#0	21.23	1.6	22.83	0.192	2.00	Pass
			RB8#4	21.22	1.6	22.82	0.191	2.00	Pass
			RB8#7	21.18	1.6	22.78	0.190	2.00	Pass
			RB15#0	21.16	1.6	22.76	0.189	2.00	Pass
	MCH	QPSK	RB1#0	23	1.6	24.60	0.288	2.00	Pass
			RB1#7	23.02	1.6	24.62	0.290	2.00	Pass
			RB1#14	23.01	1.6	24.61	0.289	2.00	Pass
			RB8#0	22.03	1.6	23.63	0.231	2.00	Pass
			RB8#4	22.03	1.6	23.63	0.231	2.00	Pass
			RB8#7	22.04	1.6	23.64	0.231	2.00	Pass
			RB15#0	22.03	1.6	23.63	0.231	2.00	Pass
		16-QAM	RB1#0	22.44	1.6	24.04	0.254	2.00	Pass
			RB1#7	22.47	1.6	24.07	0.255	2.00	Pass
			RB1#14	22.46	1.6	24.06	0.255	2.00	Pass
			RB8#0	21.14	1.6	22.74	0.188	2.00	Pass
			RB8#4	21.14	1.6	22.74	0.188	2.00	Pass
			RB8#7	21.13	1.6	22.73	0.187	2.00	Pass
			RB15#0	21.08	1.6	22.68	0.185	2.00	Pass
	HCH	QPSK	RB1#0	22.99	1.6	24.59	0.288	2.00	Pass
			RB1#7	23.03	1.6	24.63	0.290	2.00	Pass
			RB1#14	23.02	1.6	24.62	0.290	2.00	Pass
			RB8#0	22.1	1.6	23.70	0.234	2.00	Pass
			RB8#4	22.11	1.6	23.71	0.235	2.00	Pass

Test BW	Test Channel	Test Mode	Test RB (Size#Offset)	Conducted Output AV Power (dBm)	Antenna Gain (dBi)	EIRP (dBm)	EIRP (W)	Limit (W)	Verdict
LTE BAND2									
			RB8#7	22.07	1.6	23.67	0.233	2.00	Pass
			RB15#0	22.1	1.6	23.70	0.234	2.00	Pass
		16-QAM	RB1#0	22.08	1.6	23.68	0.233	2.00	Pass
			RB1#7	22.07	1.6	23.67	0.233	2.00	Pass
			RB1#14	22.07	1.6	23.67	0.233	2.00	Pass
			RB8#0	21.15	1.6	22.75	0.188	2.00	Pass
			RB8#4	21.14	1.6	22.74	0.188	2.00	Pass
			RB8#7	21.12	1.6	22.72	0.187	2.00	Pass
			RB15#0	21.07	1.6	22.67	0.185	2.00	Pass
5 MHz	LCH	QPSK	RB1#0	23.38	1.6	24.98	0.315	2.00	Pass
			RB1#13	23.34	1.6	24.94	0.312	2.00	Pass
			RB1#24	23.29	1.6	24.89	0.308	2.00	Pass
			RB12#0	22.16	1.6	23.76	0.238	2.00	Pass
			RB12#6	22.12	1.6	23.72	0.236	2.00	Pass
			RB12#13	22.08	1.6	23.68	0.233	2.00	Pass
			RB25#0	22.14	1.6	23.74	0.237	2.00	Pass
		16-QAM	RB1#0	22.47	1.6	24.07	0.255	2.00	Pass
			RB1#13	22.41	1.6	24.01	0.252	2.00	Pass
			RB1#24	22.41	1.6	24.01	0.252	2.00	Pass
			RB12#0	21.2	1.6	22.80	0.191	2.00	Pass
			RB12#6	21.16	1.6	22.76	0.189	2.00	Pass
			RB12#13	21.14	1.6	22.74	0.188	2.00	Pass
			RB25#0	21.17	1.6	22.77	0.189	2.00	Pass
	MCH	QPSK	RB1#0	23.13	1.6	24.73	0.297	2.00	Pass
			RB1#13	23.1	1.6	24.70	0.295	2.00	Pass
			RB1#24	23.13	1.6	24.73	0.297	2.00	Pass
			RB12#0	22.12	1.6	23.72	0.236	2.00	Pass
			RB12#6	22.09	1.6	23.69	0.234	2.00	Pass
			RB12#13	22.06	1.6	23.66	0.232	2.00	Pass
			RB25#0	22.13	1.6	23.73	0.236	2.00	Pass
		16-QAM	RB1#0	22.66	1.6	24.26	0.267	2.00	Pass
			RB1#13	22.67	1.6	24.27	0.267	2.00	Pass
			RB1#24	22.68	1.6	24.28	0.268	2.00	Pass
			RB12#0	21.2	1.6	22.80	0.191	2.00	Pass
			RB12#6	21.19	1.6	22.79	0.190	2.00	Pass
			RB12#13	21.17	1.6	22.77	0.189	2.00	Pass
			RB25#0	21.18	1.6	22.78	0.190	2.00	Pass
	HCH	QPSK	RB1#0	23.13	1.6	24.73	0.297	2.00	Pass

Test BW	Test Channel	Test Mode	Test RB (Size#Offset)	Conducted Output AV Power (dBm)	Antenna Gain (dBi)	EIRP (dBm)	EIRP (W)	Limit (W)	Verdict
LTE BAND2									
			RB1#13	23.12	1.6	24.72	0.296	2.00	Pass
			RB1#24	23.15	1.6	24.75	0.299	2.00	Pass
			RB12#0	22.13	1.6	23.73	0.236	2.00	Pass
			RB12#6	22.1	1.6	23.70	0.234	2.00	Pass
			RB12#13	22.07	1.6	23.67	0.233	2.00	Pass
			RB25#0	22.12	1.6	23.72	0.236	2.00	Pass
		16-QAM	RB1#0	22.11	1.6	23.71	0.235	2.00	Pass
			RB1#13	22.11	1.6	23.71	0.235	2.00	Pass
			RB1#24	22.13	1.6	23.73	0.236	2.00	Pass
			RB12#0	21.17	1.6	22.77	0.189	2.00	Pass
			RB12#6	21.15	1.6	22.75	0.188	2.00	Pass
			RB12#13	21.1	1.6	22.70	0.186	2.00	Pass
			RB25#0	21.08	1.6	22.68	0.185	2.00	Pass
10 MHz	LCH	QPSK	RB1#0	23.19	1.6	24.79	0.301	2.00	Pass
			RB1#25	23.13	1.6	24.73	0.297	2.00	Pass
			RB1#49	23.04	1.6	24.64	0.291	2.00	Pass
			RB25#0	22.12	1.6	23.72	0.236	2.00	Pass
			RB25#13	22.07	1.6	23.67	0.233	2.00	Pass
			RB25#25	22.1	1.6	23.70	0.234	2.00	Pass
			RB50#0	22.11	1.6	23.71	0.235	2.00	Pass
		16-QAM	RB1#0	22.08	1.6	23.68	0.233	2.00	Pass
			RB1#25	22.03	1.6	23.63	0.231	2.00	Pass
			RB1#49	21.96	1.6	23.56	0.227	2.00	Pass
			RB25#0	21.16	1.6	22.76	0.189	2.00	Pass
			RB25#13	21.12	1.6	22.72	0.187	2.00	Pass
			RB25#25	21.13	1.6	22.73	0.187	2.00	Pass
			RB50#0	21.09	1.6	22.69	0.186	2.00	Pass
	MCH	QPSK	RB1#0	23.07	1.6	24.67	0.293	2.00	Pass
			RB1#25	23.09	1.6	24.69	0.294	2.00	Pass
			RB1#49	23.09	1.6	24.69	0.294	2.00	Pass
			RB25#0	22.07	1.6	23.67	0.233	2.00	Pass
			RB25#13	22.12	1.6	23.72	0.236	2.00	Pass
			RB25#25	22.09	1.6	23.69	0.234	2.00	Pass
			RB50#0	22.08	1.6	23.68	0.233	2.00	Pass
		16-QAM	RB1#0	22.44	1.6	24.04	0.254	2.00	Pass
			RB1#25	22.47	1.6	24.07	0.255	2.00	Pass
			RB1#49	22.48	1.6	24.08	0.256	2.00	Pass
			RB25#0	21.12	1.6	22.72	0.187	2.00	Pass

Test BW	Test Channel	Test Mode	Test RB (Size#Offset)	Conducted Output AV Power (dBm)	Antenna Gain (dBi)	EIRP (dBm)	EIRP (W)	Limit (W)	Verdict
LTE BAND2									
			RB25#13	21.16	1.6	22.76	0.189	2.00	Pass
			RB25#25	21.13	1.6	22.73	0.187	2.00	Pass
			RB50#0	21.09	1.6	22.69	0.186	2.00	Pass
	HCH	QPSK	RB1#0	23	1.6	24.60	0.288	2.00	Pass
			RB1#25	23.07	1.6	24.67	0.293	2.00	Pass
			RB1#49	23.06	1.6	24.66	0.292	2.00	Pass
			RB25#0	22.11	1.6	23.71	0.235	2.00	Pass
			RB25#13	22.11	1.6	23.71	0.235	2.00	Pass
			RB25#25	22.12	1.6	23.72	0.236	2.00	Pass
			RB50#0	22.16	1.6	23.76	0.238	2.00	Pass
		16-QAM	RB1#0	22.03	1.6	23.63	0.231	2.00	Pass
			RB1#25	22.07	1.6	23.67	0.233	2.00	Pass
			RB1#49	22.07	1.6	23.67	0.233	2.00	Pass
			RB25#0	21.21	1.6	22.81	0.191	2.00	Pass
			RB25#13	21.2	1.6	22.80	0.191	2.00	Pass
			RB25#25	21.18	1.6	22.78	0.190	2.00	Pass
			RB50#0	21.13	1.6	22.73	0.187	2.00	Pass
15 MHz	LCH	QPSK	RB1#0	23.1	1.6	24.70	0.295	2.00	Pass
			RB1#38	23.07	1.6	24.67	0.293	2.00	Pass
			RB1#74	22.95	1.6	24.55	0.285	2.00	Pass
			RB36#0	22.11	1.6	23.71	0.235	2.00	Pass
			RB36#19	22.08	1.6	23.68	0.233	2.00	Pass
			RB36#39	22.05	1.6	23.65	0.232	2.00	Pass
			RB75#0	22.07	1.6	23.67	0.233	2.00	Pass
		16-QAM	RB1#0	22	1.6	23.60	0.229	2.00	Pass
			RB1#38	21.99	1.6	23.59	0.229	2.00	Pass
			RB1#74	21.88	1.6	23.48	0.223	2.00	Pass
			RB36#0	21.12	1.6	22.72	0.187	2.00	Pass
			RB36#19	21.07	1.6	22.67	0.185	2.00	Pass
			RB36#39	21.05	1.6	22.65	0.184	2.00	Pass
			RB75#0	21.1	1.6	22.70	0.186	2.00	Pass
	MCH	QPSK	RB1#0	22.92	1.6	24.52	0.283	2.00	Pass
			RB1#38	23.08	1.6	24.68	0.294	2.00	Pass
			RB1#74	23.05	1.6	24.65	0.292	2.00	Pass
			RB36#0	22.04	1.6	23.64	0.231	2.00	Pass
			RB36#19	22.04	1.6	23.64	0.231	2.00	Pass
			RB36#39	22.05	1.6	23.65	0.232	2.00	Pass
			RB75#0	22.09	1.6	23.69	0.234	2.00	Pass

Test BW	Test Channel	Test Mode	Test RB (Size#Offset)	Conducted Output AV Power (dBm)	Antenna Gain (dBi)	EIRP (dBm)	EIRP (W)	Limit (W)	Verdict
LTE BAND2									
		16-QAM	RB1#0	22.33	1.6	23.93	0.247	2.00	Pass
			RB1#38	22.51	1.6	24.11	0.258	2.00	Pass
			RB1#74	22.44	1.6	24.04	0.254	2.00	Pass
			RB36#0	21.08	1.6	22.68	0.185	2.00	Pass
			RB36#19	21.14	1.6	22.74	0.188	2.00	Pass
			RB36#39	21.15	1.6	22.75	0.188	2.00	Pass
			RB75#0	21.1	1.6	22.70	0.186	2.00	Pass
	HCH	QPSK	RB1#0	22.93	1.6	24.53	0.284	2.00	Pass
			RB1#38	23.02	1.6	24.62	0.290	2.00	Pass
			RB1#74	22.93	1.6	24.53	0.284	2.00	Pass
			RB36#0	22.02	1.6	23.62	0.230	2.00	Pass
			RB36#19	22.05	1.6	23.65	0.232	2.00	Pass
			RB36#39	22.08	1.6	23.68	0.233	2.00	Pass
			RB75#0	22.08	1.6	23.68	0.233	2.00	Pass
		16-QAM	RB1#0	22.35	1.6	23.95	0.248	2.00	Pass
			RB1#38	22.39	1.6	23.99	0.251	2.00	Pass
			RB1#74	22.34	1.6	23.94	0.248	2.00	Pass
			RB36#0	21.04	1.6	22.64	0.184	2.00	Pass
			RB36#19	21.03	1.6	22.63	0.183	2.00	Pass
			RB36#39	21.05	1.6	22.65	0.184	2.00	Pass
			RB75#0	21.01	1.6	22.61	0.182	2.00	Pass
20 MHz	LCH	QPSK	RB1#0	23.03	1.6	24.63	0.290	2.00	Pass
			RB1#50	23.09	1.6	24.69	0.294	2.00	Pass
			RB1#99	22.92	1.6	24.52	0.283	2.00	Pass
			RB50#0	22.1	1.6	23.70	0.234	2.00	Pass
			RB50#25	22.12	1.6	23.72	0.236	2.00	Pass
			RB50#50	22.05	1.6	23.65	0.232	2.00	Pass
			RB100#0	22.09	1.6	23.69	0.234	2.00	Pass
		16-QAM	RB1#0	22.71	1.6	24.31	0.270	2.00	Pass
			RB1#50	22.63	1.6	24.23	0.265	2.00	Pass
			RB1#99	22.49	1.6	24.09	0.256	2.00	Pass
			RB50#0	21.11	1.6	22.71	0.187	2.00	Pass
			RB50#25	21.11	1.6	22.71	0.187	2.00	Pass
			RB50#50	21.1	1.6	22.70	0.186	2.00	Pass
			RB100#0	21.1	1.6	22.70	0.186	2.00	Pass
	MCH	QPSK	RB1#0	22.99	1.6	24.59	0.288	2.00	Pass
			RB1#50	23.14	1.6	24.74	0.298	2.00	Pass
			RB1#99	23.09	1.6	24.69	0.294	2.00	Pass

Test BW	Test Channel	Test Mode	Test RB (Size#Offset)	Conducted Output AV Power (dBm)	Antenna Gain (dBi)	EIRP (dBm)	EIRP (W)	Limit (W)	Verdict
LTE BAND2									
			RB50#0	22.07	1.6	23.67	0.233	2.00	Pass
			RB50#25	22.12	1.6	23.72	0.236	2.00	Pass
			RB50#50	22.09	1.6	23.69	0.234	2.00	Pass
			RB100#0	22.09	1.6	23.69	0.234	2.00	Pass
		16-QAM	RB1#0	22.39	1.6	23.99	0.251	2.00	Pass
			RB1#50	22.52	1.6	24.12	0.258	2.00	Pass
			RB1#99	22.44	1.6	24.04	0.254	2.00	Pass
			RB50#0	21.07	1.6	22.67	0.185	2.00	Pass
			RB50#25	21.07	1.6	22.67	0.185	2.00	Pass
			RB50#50	21.09	1.6	22.69	0.186	2.00	Pass
			RB100#0	21.05	1.6	22.65	0.184	2.00	Pass
	HCH	QPSK	RB1#0	22.99	1.6	24.59	0.288	2.00	Pass
			RB1#50	23.04	1.6	24.64	0.291	2.00	Pass
			RB1#99	22.95	1.6	24.55	0.285	2.00	Pass
			RB50#0	22.16	1.6	23.76	0.238	2.00	Pass
			RB50#25	22.14	1.6	23.74	0.237	2.00	Pass
			RB50#50	22.04	1.6	23.64	0.231	2.00	Pass
			RB100#0	22.09	1.6	23.69	0.234	2.00	Pass
		16-QAM	RB1#0	22.48	1.6	24.08	0.256	2.00	Pass
			RB1#50	22.51	1.6	24.11	0.258	2.00	Pass
			RB1#99	22.52	1.6	24.12	0.258	2.00	Pass
			RB50#0	21.12	1.6	22.72	0.187	2.00	Pass
			RB50#25	21.09	1.6	22.69	0.186	2.00	Pass
			RB50#50	20.99	1.6	22.59	0.182	2.00	Pass
			RB100#0	21.06	1.6	22.66	0.185	2.00	Pass

Test BW	Test Channel	Test Mode	Test RB (Size#Offset)	Conducted Output AV Power (dBm)	Antenna Gain (dBi)	EIRP (dBm)	EIRP (W)	Limit (W)	Verdict
LTE BAND4									
1.4 MHz	LCH	QPSK	RB1#0	23.44	0.5	23.94	0.248	1.00	Pass
			RB1#3	23.43	0.5	23.93	0.247	1.00	Pass
			RB1#5	23.44	0.5	23.94	0.248	1.00	Pass
			RB3#0	23.53	0.5	24.03	0.253	1.00	Pass
			RB3#2	23.56	0.5	24.06	0.255	1.00	Pass
			RB3#3	23.55	0.5	24.05	0.254	1.00	Pass
			RB6#0	22.57	0.5	23.07	0.203	1.00	Pass
		16-QAM	RB1#0	22.63	0.5	23.13	0.206	1.00	Pass
			RB1#3	22.66	0.5	23.16	0.207	1.00	Pass
			RB1#5	22.66	0.5	23.16	0.207	1.00	Pass
			RB3#0	22.59	0.5	23.09	0.204	1.00	Pass
			RB3#2	22.6	0.5	23.10	0.204	1.00	Pass
			RB3#3	22.61	0.5	23.11	0.205	1.00	Pass
			RB6#0	21.67	0.5	22.17	0.165	1.00	Pass
	MCH	QPSK	RB1#0	23.46	0.5	23.96	0.249	1.00	Pass
			RB1#3	23.45	0.5	23.95	0.248	1.00	Pass
			RB1#5	23.48	0.5	23.98	0.250	1.00	Pass
			RB3#0	23.52	0.5	24.02	0.252	1.00	Pass
			RB3#2	23.53	0.5	24.03	0.253	1.00	Pass
			RB3#3	23.53	0.5	24.03	0.253	1.00	Pass
			RB6#0	22.55	0.5	23.05	0.202	1.00	Pass
		16-QAM	RB1#0	22.94	0.5	23.44	0.221	1.00	Pass
			RB1#3	22.92	0.5	23.42	0.220	1.00	Pass
			RB1#5	22.93	0.5	23.43	0.220	1.00	Pass
			RB3#0	22.74	0.5	23.24	0.211	1.00	Pass
			RB3#2	22.73	0.5	23.23	0.210	1.00	Pass
			RB3#3	22.73	0.5	23.23	0.210	1.00	Pass
			RB6#0	21.41	0.5	21.91	0.155	1.00	Pass
	HCH	QPSK	RB1#0	23.44	0.5	23.94	0.248	1.00	Pass
			RB1#3	23.47	0.5	23.97	0.249	1.00	Pass
			RB1#5	23.46	0.5	23.96	0.249	1.00	Pass
			RB3#0	23.57	0.5	24.07	0.255	1.00	Pass
			RB3#2	23.6	0.5	24.10	0.257	1.00	Pass
			RB3#3	23.58	0.5	24.08	0.256	1.00	Pass
			RB6#0	22.54	0.5	23.04	0.201	1.00	Pass
		16-QAM	RB1#0	22.47	0.5	22.97	0.198	1.00	Pass
			RB1#3	22.47	0.5	22.97	0.198	1.00	Pass

Test BW	Test Channel	Test Mode	Test RB (Size#Offset)	Conducted Output AV Power (dBm)	Antenna Gain (dBi)	EIRP (dBm)	EIRP (W)	Limit (W)	Verdict
LTE BAND4									
			RB1#5	22.5	0.5	23.00	0.200	1.00	Pass
			RB3#0	22.64	0.5	23.14	0.206	1.00	Pass
			RB3#2	22.65	0.5	23.15	0.207	1.00	Pass
			RB3#3	22.61	0.5	23.11	0.205	1.00	Pass
			RB6#0	21.69	0.5	22.19	0.166	1.00	Pass
3 MHz	LCH	QPSK	RB1#0	23.58	0.5	24.08	0.256	1.00	Pass
			RB1#7	23.56	0.5	24.06	0.255	1.00	Pass
			RB1#14	23.58	0.5	24.08	0.256	1.00	Pass
			RB8#0	22.49	0.5	22.99	0.199	1.00	Pass
			RB8#4	22.55	0.5	23.05	0.202	1.00	Pass
			RB8#7	22.52	0.5	23.02	0.200	1.00	Pass
			RB15#0	22.51	0.5	23.01	0.200	1.00	Pass
		16-QAM	RB1#0	22.48	0.5	22.98	0.199	1.00	Pass
			RB1#7	22.47	0.5	22.97	0.198	1.00	Pass
			RB1#14	22.5	0.5	23.00	0.200	1.00	Pass
			RB8#0	21.64	0.5	22.14	0.164	1.00	Pass
			RB8#4	21.62	0.5	22.12	0.163	1.00	Pass
			RB8#7	21.63	0.5	22.13	0.163	1.00	Pass
			RB15#0	21.56	0.5	22.06	0.161	1.00	Pass
	MCH	QPSK	RB1#0	23.48	0.5	23.98	0.250	1.00	Pass
			RB1#7	23.5	0.5	24.00	0.251	1.00	Pass
			RB1#14	23.49	0.5	23.99	0.251	1.00	Pass
			RB8#0	22.51	0.5	23.01	0.200	1.00	Pass
			RB8#4	22.5	0.5	23.00	0.200	1.00	Pass
			RB8#7	22.52	0.5	23.02	0.200	1.00	Pass
			RB15#0	22.52	0.5	23.02	0.200	1.00	Pass
		16-QAM	RB1#0	22.92	0.5	23.42	0.220	1.00	Pass
			RB1#7	22.91	0.5	23.41	0.219	1.00	Pass
			RB1#14	22.91	0.5	23.41	0.219	1.00	Pass
			RB8#0	21.61	0.5	22.11	0.163	1.00	Pass
			RB8#4	21.61	0.5	22.11	0.163	1.00	Pass
			RB8#7	21.6	0.5	22.10	0.162	1.00	Pass
			RB15#0	21.56	0.5	22.06	0.161	1.00	Pass
	HCH	QPSK	RB1#0	23.46	0.5	23.96	0.249	1.00	Pass
			RB1#7	23.44	0.5	23.94	0.248	1.00	Pass
			RB1#14	23.46	0.5	23.96	0.249	1.00	Pass
			RB8#0	22.51	0.5	23.01	0.200	1.00	Pass
			RB8#4	22.52	0.5	23.02	0.200	1.00	Pass

Test BW	Test Channel	Test Mode	Test RB (Size#Offset)	Conducted Output AV Power (dBm)	Antenna Gain (dBi)	EIRP (dBm)	EIRP (W)	Limit (W)	Verdict
LTE BAND4									
			RB8#7	22.49	0.5	22.99	0.199	1.00	Pass
			RB15#0	22.54	0.5	23.04	0.201	1.00	Pass
		16-QAM	RB1#0	22.49	0.5	22.99	0.199	1.00	Pass
			RB1#7	22.46	0.5	22.96	0.198	1.00	Pass
			RB1#14	22.46	0.5	22.96	0.198	1.00	Pass
			RB8#0	21.58	0.5	22.08	0.161	1.00	Pass
			RB8#4	21.57	0.5	22.07	0.161	1.00	Pass
			RB8#7	21.55	0.5	22.05	0.160	1.00	Pass
			RB15#0	21.52	0.5	22.02	0.159	1.00	Pass
5 MHz	LCH	QPSK	RB1#0	23.75	0.5	24.25	0.266	1.00	Pass
			RB1#13	23.78	0.5	24.28	0.268	1.00	Pass
			RB1#24	23.78	0.5	24.28	0.268	1.00	Pass
			RB12#0	22.54	0.5	23.04	0.201	1.00	Pass
			RB12#6	22.58	0.5	23.08	0.203	1.00	Pass
			RB12#13	22.57	0.5	23.07	0.203	1.00	Pass
			RB25#0	22.54	0.5	23.04	0.201	1.00	Pass
		16-QAM	RB1#0	22.84	0.5	23.34	0.216	1.00	Pass
			RB1#13	22.88	0.5	23.38	0.218	1.00	Pass
			RB1#24	22.91	0.5	23.41	0.219	1.00	Pass
			RB12#0	21.58	0.5	22.08	0.161	1.00	Pass
			RB12#6	21.61	0.5	22.11	0.163	1.00	Pass
			RB12#13	21.63	0.5	22.13	0.163	1.00	Pass
			RB25#0	21.59	0.5	22.09	0.162	1.00	Pass
	MCH	QPSK	RB1#0	23.51	0.5	24.01	0.252	1.00	Pass
			RB1#13	23.53	0.5	24.03	0.253	1.00	Pass
			RB1#24	23.54	0.5	24.04	0.254	1.00	Pass
			RB12#0	22.52	0.5	23.02	0.200	1.00	Pass
			RB12#6	22.56	0.5	23.06	0.202	1.00	Pass
			RB12#13	22.52	0.5	23.02	0.200	1.00	Pass
			RB25#0	22.53	0.5	23.03	0.201	1.00	Pass
		16-QAM	RB1#0	23.13	0.5	23.63	0.231	1.00	Pass
			RB1#13	23.16	0.5	23.66	0.232	1.00	Pass
			RB1#24	23.19	0.5	23.69	0.234	1.00	Pass
			RB12#0	21.62	0.5	22.12	0.163	1.00	Pass
			RB12#6	21.64	0.5	22.14	0.164	1.00	Pass
			RB12#13	21.64	0.5	22.14	0.164	1.00	Pass
			RB25#0	21.6	0.5	22.10	0.162	1.00	Pass
	HCH	QPSK	RB1#0	23.58	0.5	24.08	0.256	1.00	Pass

Test BW	Test Channel	Test Mode	Test RB (Size#Offset)	Conducted Output AV Power (dBm)	Antenna Gain (dBi)	EIRP (dBm)	EIRP (W)	Limit (W)	Verdict
LTE BAND4									
			RB1#13	23.53	0.5	24.03	0.253	1.00	Pass
			RB1#24	23.56	0.5	24.06	0.255	1.00	Pass
			RB12#0	22.58	0.5	23.08	0.203	1.00	Pass
			RB12#6	22.54	0.5	23.04	0.201	1.00	Pass
			RB12#13	22.49	0.5	22.99	0.199	1.00	Pass
			RB25#0	22.54	0.5	23.04	0.201	1.00	Pass
		16-QAM	RB1#0	22.57	0.5	23.07	0.203	1.00	Pass
			RB1#13	22.54	0.5	23.04	0.201	1.00	Pass
			RB1#24	22.55	0.5	23.05	0.202	1.00	Pass
			RB12#0	21.62	0.5	22.12	0.163	1.00	Pass
			RB12#6	21.58	0.5	22.08	0.161	1.00	Pass
			RB12#13	21.53	0.5	22.03	0.160	1.00	Pass
			RB25#0	21.52	0.5	22.02	0.159	1.00	Pass
10 MHz	LCH	QPSK	RB1#0	23.52	0.5	24.02	0.252	1.00	Pass
			RB1#25	23.69	0.5	24.19	0.262	1.00	Pass
			RB1#49	23.57	0.5	24.07	0.255	1.00	Pass
			RB25#0	22.49	0.5	22.99	0.199	1.00	Pass
			RB25#13	22.57	0.5	23.07	0.203	1.00	Pass
			RB25#25	22.53	0.5	23.03	0.201	1.00	Pass
			RB50#0	22.53	0.5	23.03	0.201	1.00	Pass
		16-QAM	RB1#0	22.43	0.5	22.93	0.196	1.00	Pass
			RB1#25	22.56	0.5	23.06	0.202	1.00	Pass
			RB1#49	22.42	0.5	22.92	0.196	1.00	Pass
			RB25#0	21.5	0.5	22.00	0.158	1.00	Pass
			RB25#13	21.58	0.5	22.08	0.161	1.00	Pass
			RB25#25	21.55	0.5	22.05	0.160	1.00	Pass
			RB50#0	21.51	0.5	22.01	0.159	1.00	Pass
	MCH	QPSK	RB1#0	23.48	0.5	23.98	0.250	1.00	Pass
			RB1#25	23.54	0.5	24.04	0.254	1.00	Pass
			RB1#49	23.51	0.5	24.01	0.252	1.00	Pass
			RB25#0	22.52	0.5	23.02	0.200	1.00	Pass
			RB25#13	22.54	0.5	23.04	0.201	1.00	Pass
			RB25#25	22.54	0.5	23.04	0.201	1.00	Pass
			RB50#0	22.57	0.5	23.07	0.203	1.00	Pass
		16-QAM	RB1#0	22.85	0.5	23.35	0.216	1.00	Pass
			RB1#25	22.93	0.5	23.43	0.220	1.00	Pass
			RB1#49	22.91	0.5	23.41	0.219	1.00	Pass
			RB25#0	21.6	0.5	22.10	0.162	1.00	Pass

Test BW	Test Channel	Test Mode	Test RB (Size#Offset)	Conducted Output AV Power (dBm)	Antenna Gain (dBi)	EIRP (dBm)	EIRP (W)	Limit (W)	Verdict
LTE BAND4									
			RB25#13	21.59	0.5	22.09	0.162	1.00	Pass
			RB25#25	21.6	0.5	22.10	0.162	1.00	Pass
			RB50#0	21.56	0.5	22.06	0.161	1.00	Pass
	HCH	QPSK	RB1#0	23.48	0.5	23.98	0.250	1.00	Pass
			RB1#25	23.5	0.5	24.00	0.251	1.00	Pass
			RB1#49	23.46	0.5	23.96	0.249	1.00	Pass
			RB25#0	22.51	0.5	23.01	0.200	1.00	Pass
			RB25#13	22.5	0.5	23.00	0.200	1.00	Pass
			RB25#25	22.51	0.5	23.01	0.200	1.00	Pass
			RB50#0	22.51	0.5	23.01	0.200	1.00	Pass
		16-QAM	RB1#0	22.46	0.5	22.96	0.198	1.00	Pass
			RB1#25	22.47	0.5	22.97	0.198	1.00	Pass
			RB1#49	22.43	0.5	22.93	0.196	1.00	Pass
			RB25#0	21.63	0.5	22.13	0.163	1.00	Pass
			RB25#13	21.6	0.5	22.10	0.162	1.00	Pass
			RB25#25	21.59	0.5	22.09	0.162	1.00	Pass
			RB50#0	21.54	0.5	22.04	0.160	1.00	Pass
15 MHz	LCH	QPSK	RB1#0	23.47	0.5	23.97	0.249	1.00	Pass
			RB1#38	23.61	0.5	24.11	0.258	1.00	Pass
			RB1#74	23.5	0.5	24.00	0.251	1.00	Pass
			RB36#0	22.5	0.5	23.00	0.200	1.00	Pass
			RB36#19	22.52	0.5	23.02	0.200	1.00	Pass
			RB36#39	22.5	0.5	23.00	0.200	1.00	Pass
			RB75#0	22.47	0.5	22.97	0.198	1.00	Pass
		16-QAM	RB1#0	22.37	0.5	22.87	0.194	1.00	Pass
			RB1#38	22.5	0.5	23.00	0.200	1.00	Pass
			RB1#74	22.38	0.5	22.88	0.194	1.00	Pass
			RB36#0	21.52	0.5	22.02	0.159	1.00	Pass
			RB36#19	21.51	0.5	22.01	0.159	1.00	Pass
			RB36#39	21.51	0.5	22.01	0.159	1.00	Pass
			RB75#0	21.51	0.5	22.01	0.159	1.00	Pass
	MCH	QPSK	RB1#0	23.44	0.5	23.94	0.248	1.00	Pass
			RB1#38	23.56	0.5	24.06	0.255	1.00	Pass
			RB1#74	23.45	0.5	23.95	0.248	1.00	Pass
			RB36#0	22.48	0.5	22.98	0.199	1.00	Pass
			RB36#19	22.53	0.5	23.03	0.201	1.00	Pass
			RB36#39	22.49	0.5	22.99	0.199	1.00	Pass
			RB75#0	22.54	0.5	23.04	0.201	1.00	Pass

Test BW	Test Channel	Test Mode	Test RB (Size#Offset)	Conducted Output AV Power (dBm)	Antenna Gain (dBi)	EIRP (dBm)	EIRP (W)	Limit (W)	Verdict
LTE BAND4									
		16-QAM	RB1#0	22.8	0.5	23.30	0.214	1.00	Pass
			RB1#38	22.93	0.5	23.43	0.220	1.00	Pass
			RB1#74	22.84	0.5	23.34	0.216	1.00	Pass
			RB36#0	21.53	0.5	22.03	0.160	1.00	Pass
			RB36#19	21.6	0.5	22.10	0.162	1.00	Pass
			RB36#39	21.58	0.5	22.08	0.161	1.00	Pass
			RB75#0	21.54	0.5	22.04	0.160	1.00	Pass
	HCH	QPSK	RB1#0	23.42	0.5	23.92	0.247	1.00	Pass
			RB1#38	23.5	0.5	24.00	0.251	1.00	Pass
			RB1#74	23.41	0.5	23.91	0.246	1.00	Pass
			RB36#0	22.51	0.5	23.01	0.200	1.00	Pass
			RB36#19	22.51	0.5	23.01	0.200	1.00	Pass
			RB36#39	22.45	0.5	22.95	0.197	1.00	Pass
			RB75#0	22.48	0.5	22.98	0.199	1.00	Pass
		16-QAM	RB1#0	22.82	0.5	23.32	0.215	1.00	Pass
			RB1#38	22.87	0.5	23.37	0.217	1.00	Pass
			RB1#74	22.75	0.5	23.25	0.211	1.00	Pass
			RB36#0	21.49	0.5	21.99	0.158	1.00	Pass
			RB36#19	21.51	0.5	22.01	0.159	1.00	Pass
			RB36#39	21.48	0.5	21.98	0.158	1.00	Pass
			RB75#0	21.48	0.5	21.98	0.158	1.00	Pass
20 MHz	LCH	QPSK	RB1#0	23.36	0.5	23.86	0.243	1.00	Pass
			RB1#50	23.45	0.5	23.95	0.248	1.00	Pass
			RB1#99	23.41	0.5	23.91	0.246	1.00	Pass
			RB50#0	22.5	0.5	23.00	0.200	1.00	Pass
			RB50#25	22.55	0.5	23.05	0.202	1.00	Pass
			RB50#50	22.49	0.5	22.99	0.199	1.00	Pass
			RB100#0	22.49	0.5	22.99	0.199	1.00	Pass
		16-QAM	RB1#0	23	0.5	23.50	0.224	1.00	Pass
			RB1#50	23.15	0.5	23.65	0.232	1.00	Pass
			RB1#99	23.03	0.5	23.53	0.225	1.00	Pass
			RB50#0	21.5	0.5	22.00	0.158	1.00	Pass
			RB50#25	21.58	0.5	22.08	0.161	1.00	Pass
			RB50#50	21.5	0.5	22.00	0.158	1.00	Pass
			RB100#0	21.5	0.5	22.00	0.158	1.00	Pass
	MCH	QPSK	RB1#0	23.39	0.5	23.89	0.245	1.00	Pass
			RB1#50	23.58	0.5	24.08	0.256	1.00	Pass
			RB1#99	23.45	0.5	23.95	0.248	1.00	Pass

Test BW	Test Channel	Test Mode	Test RB (Size#Offset)	Conducted Output AV Power (dBm)	Antenna Gain (dBi)	EIRP (dBm)	EIRP (W)	Limit (W)	Verdict
LTE BAND4									
			RB50#0	22.53	0.5	23.03	0.201	1.00	Pass
			RB50#25	22.55	0.5	23.05	0.202	1.00	Pass
			RB50#50	22.54	0.5	23.04	0.201	1.00	Pass
			RB100#0	22.53	0.5	23.03	0.201	1.00	Pass
		16-QAM	RB1#0	22.74	0.5	23.24	0.211	1.00	Pass
			RB1#50	22.94	0.5	23.44	0.221	1.00	Pass
			RB1#99	22.77	0.5	23.27	0.212	1.00	Pass
			RB50#0	21.52	0.5	22.02	0.159	1.00	Pass
			RB50#25	21.56	0.5	22.06	0.161	1.00	Pass
			RB50#50	21.56	0.5	22.06	0.161	1.00	Pass
			RB100#0	21.52	0.5	22.02	0.159	1.00	Pass
	HCH	QPSK	RB1#0	23.44	0.5	23.94	0.248	1.00	Pass
			RB1#50	23.51	0.5	24.01	0.252	1.00	Pass
			RB1#99	23.36	0.5	23.86	0.243	1.00	Pass
			RB50#0	22.55	0.5	23.05	0.202	1.00	Pass
			RB50#25	22.53	0.5	23.03	0.201	1.00	Pass
			RB50#50	22.46	0.5	22.96	0.198	1.00	Pass
			RB100#0	22.53	0.5	23.03	0.201	1.00	Pass
		16-QAM	RB1#0	22.92	0.5	23.42	0.220	1.00	Pass
			RB1#50	22.95	0.5	23.45	0.221	1.00	Pass
			RB1#99	22.82	0.5	23.32	0.215	1.00	Pass
			RB50#0	21.54	0.5	22.04	0.160	1.00	Pass
			RB50#25	21.53	0.5	22.03	0.160	1.00	Pass
			RB50#50	21.42	0.5	21.92	0.156	1.00	Pass
			RB100#0	21.47	0.5	21.97	0.157	1.00	Pass

Test BW	Test Channel	Test Mode	Test RB (Size#Offset)	Conducted Output AV Power (dBm)	Antenna Gain (dBi)	Antenna Gain (dBd)	ERP (dBm)	ERP (W)	Limit (W)	Verdict
LTE BAND5										
1.4 MHz	LCH	QPSK	RB1#0	23.83	-5.1	-7.25	16.58	0.045	7.00	Pass
			RB1#3	23.81	-5.1	-7.25	16.56	0.045	7.00	Pass
			RB1#5	23.82	-5.1	-7.25	16.57	0.045	7.00	Pass
			RB3#0	23.89	-5.1	-7.25	16.64	0.046	7.00	Pass
			RB3#2	23.87	-5.1	-7.25	16.62	0.046	7.00	Pass
			RB3#3	23.84	-5.1	-7.25	16.59	0.046	7.00	Pass
			RB6#0	22.82	-5.1	-7.25	15.57	0.036	7.00	Pass
		16-QAM	RB1#0	22.99	-5.1	-7.25	15.74	0.037	7.00	Pass
			RB1#3	22.94	-5.1	-7.25	15.69	0.037	7.00	Pass
			RB1#5	22.99	-5.1	-7.25	15.74	0.037	7.00	Pass
			RB3#0	22.9	-5.1	-7.25	15.65	0.037	7.00	Pass
			RB3#2	22.85	-5.1	-7.25	15.60	0.036	7.00	Pass
			RB3#3	22.87	-5.1	-7.25	15.62	0.036	7.00	Pass
			RB6#0	21.91	-5.1	-7.25	14.66	0.029	7.00	Pass
	MCH	QPSK	RB1#0	23.75	-5.1	-7.25	16.50	0.045	7.00	Pass
			RB1#3	23.73	-5.1	-7.25	16.48	0.044	7.00	Pass
			RB1#5	23.77	-5.1	-7.25	16.52	0.045	7.00	Pass
			RB3#0	23.82	-5.1	-7.25	16.57	0.045	7.00	Pass
			RB3#2	23.8	-5.1	-7.25	16.55	0.045	7.00	Pass
			RB3#3	23.8	-5.1	-7.25	16.55	0.045	7.00	Pass
			RB6#0	22.82	-5.1	-7.25	15.57	0.036	7.00	Pass
		16-QAM	RB1#0	23.23	-5.1	-7.25	15.98	0.040	7.00	Pass
			RB1#3	23.18	-5.1	-7.25	15.93	0.039	7.00	Pass
			RB1#5	23.23	-5.1	-7.25	15.98	0.040	7.00	Pass
			RB3#0	23.05	-5.1	-7.25	15.80	0.038	7.00	Pass
			RB3#2	22.99	-5.1	-7.25	15.74	0.037	7.00	Pass
			RB3#3	23.01	-5.1	-7.25	15.76	0.038	7.00	Pass
			RB6#0	21.71	-5.1	-7.25	14.46	0.028	7.00	Pass
	HCH	QPSK	RB1#0	23.8	-5.1	-7.25	16.55	0.045	7.00	Pass
			RB1#3	23.77	-5.1	-7.25	16.52	0.045	7.00	Pass
			RB1#5	23.77	-5.1	-7.25	16.52	0.045	7.00	Pass
			RB3#0	23.92	-5.1	-7.25	16.67	0.046	7.00	Pass
			RB3#2	23.93	-5.1	-7.25	16.68	0.047	7.00	Pass
			RB3#3	23.89	-5.1	-7.25	16.64	0.046	7.00	Pass
			RB6#0	22.89	-5.1	-7.25	15.64	0.037	7.00	Pass
		16-QAM	RB1#0	22.95	-5.1	-7.25	15.70	0.037	7.00	Pass
			RB1#3	22.9	-5.1	-7.25	15.65	0.037	7.00	Pass

Test BW	Test Channel	Test Mode	Test RB (Size#Offset)	Conducted Output AV Power (dBm)	Antenna Gain (dBi)	Antenna Gain (dBd)	ERP (dBm)	ERP (W)	Limit (W)	Verdict
LTE BAND5										
			RB1#5	22.91	-5.1	-7.25	15.66	0.037	7.00	Pass
			RB3#0	23.06	-5.1	-7.25	15.81	0.038	7.00	Pass
			RB3#2	23.01	-5.1	-7.25	15.76	0.038	7.00	Pass
			RB3#3	23.01	-5.1	-7.25	15.76	0.038	7.00	Pass
			RB6#0	22.03	-5.1	-7.25	14.78	0.030	7.00	Pass
3 MHz	LCH	QPSK	RB1#0	23.83	-5.1	-7.25	16.58	0.045	7.00	Pass
			RB1#7	23.78	-5.1	-7.25	16.53	0.045	7.00	Pass
			RB1#14	23.75	-5.1	-7.25	16.50	0.045	7.00	Pass
			RB8#0	22.79	-5.1	-7.25	15.54	0.036	7.00	Pass
			RB8#4	22.78	-5.1	-7.25	15.53	0.036	7.00	Pass
			RB8#7	22.81	-5.1	-7.25	15.56	0.036	7.00	Pass
			RB15#0	22.8	-5.1	-7.25	15.55	0.036	7.00	Pass
		16-QAM	RB1#0	22.75	-5.1	-7.25	15.50	0.035	7.00	Pass
			RB1#7	22.67	-5.1	-7.25	15.42	0.035	7.00	Pass
			RB1#14	22.71	-5.1	-7.25	15.46	0.035	7.00	Pass
			RB8#0	21.88	-5.1	-7.25	14.63	0.029	7.00	Pass
			RB8#4	21.89	-5.1	-7.25	14.64	0.029	7.00	Pass
			RB8#7	21.89	-5.1	-7.25	14.64	0.029	7.00	Pass
			RB15#0	21.84	-5.1	-7.25	14.59	0.029	7.00	Pass
	MCH	QPSK	RB1#0	23.76	-5.1	-7.25	16.51	0.045	7.00	Pass
			RB1#7	23.76	-5.1	-7.25	16.51	0.045	7.00	Pass
			RB1#14	23.79	-5.1	-7.25	16.54	0.045	7.00	Pass
			RB8#0	22.8	-5.1	-7.25	15.55	0.036	7.00	Pass
			RB8#4	22.83	-5.1	-7.25	15.58	0.036	7.00	Pass
			RB8#7	22.81	-5.1	-7.25	15.56	0.036	7.00	Pass
			RB15#0	22.82	-5.1	-7.25	15.57	0.036	7.00	Pass
		16-QAM	RB1#0	23.19	-5.1	-7.25	15.94	0.039	7.00	Pass
			RB1#7	23.2	-5.1	-7.25	15.95	0.039	7.00	Pass
			RB1#14	23.25	-5.1	-7.25	16.00	0.040	7.00	Pass
			RB8#0	21.89	-5.1	-7.25	14.64	0.029	7.00	Pass
			RB8#4	21.9	-5.1	-7.25	14.65	0.029	7.00	Pass
			RB8#7	21.93	-5.1	-7.25	14.68	0.029	7.00	Pass
			RB15#0	21.89	-5.1	-7.25	14.64	0.029	7.00	Pass
	HCH	QPSK	RB1#0	23.87	-5.1	-7.25	16.62	0.046	7.00	Pass
			RB1#7	23.85	-5.1	-7.25	16.60	0.046	7.00	Pass
			RB1#14	23.81	-5.1	-7.25	16.56	0.045	7.00	Pass
			RB8#0	22.88	-5.1	-7.25	15.63	0.037	7.00	Pass
			RB8#4	22.89	-5.1	-7.25	15.64	0.037	7.00	Pass

Test BW	Test Channel	Test Mode	Test RB (Size#Offset)	Conducted Output AV Power (dBm)	Antenna Gain (dBi)	Antenna Gain (dBd)	ERP (dBm)	ERP (W)	Limit (W)	Verdict
LTE BAND5										
			RB8#7	22.88	-5.1	-7.25	15.63	0.037	7.00	Pass
			RB15#0	22.9	-5.1	-7.25	15.65	0.037	7.00	Pass
		16-QAM	RB1#0	22.97	-5.1	-7.25	15.72	0.037	7.00	Pass
			RB1#7	22.96	-5.1	-7.25	15.71	0.037	7.00	Pass
			RB1#14	22.88	-5.1	-7.25	15.63	0.037	7.00	Pass
			RB8#0	21.95	-5.1	-7.25	14.70	0.030	7.00	Pass
			RB8#4	21.91	-5.1	-7.25	14.66	0.029	7.00	Pass
			RB8#7	21.92	-5.1	-7.25	14.67	0.029	7.00	Pass
			RB15#0	21.87	-5.1	-7.25	14.62	0.029	7.00	Pass
5 MHz	LCH	QPSK	RB1#0	24.07	-5.1	-7.25	16.82	0.048	7.00	Pass
			RB1#13	23.96	-5.1	-7.25	16.71	0.047	7.00	Pass
			RB1#24	24.05	-5.1	-7.25	16.80	0.048	7.00	Pass
			RB12#0	22.82	-5.1	-7.25	15.57	0.036	7.00	Pass
			RB12#6	22.84	-5.1	-7.25	15.59	0.036	7.00	Pass
			RB12#13	22.83	-5.1	-7.25	15.58	0.036	7.00	Pass
			RB25#0	22.82	-5.1	-7.25	15.57	0.036	7.00	Pass
		16-QAM	RB1#0	23.15	-5.1	-7.25	15.90	0.039	7.00	Pass
			RB1#13	23.03	-5.1	-7.25	15.78	0.038	7.00	Pass
			RB1#24	23.15	-5.1	-7.25	15.90	0.039	7.00	Pass
			RB12#0	21.88	-5.1	-7.25	14.63	0.029	7.00	Pass
			RB12#6	21.89	-5.1	-7.25	14.64	0.029	7.00	Pass
			RB12#13	21.95	-5.1	-7.25	14.70	0.030	7.00	Pass
			RB25#0	21.86	-5.1	-7.25	14.61	0.029	7.00	Pass
	MCH	QPSK	RB1#0	23.89	-5.1	-7.25	16.64	0.046	7.00	Pass
			RB1#13	23.84	-5.1	-7.25	16.59	0.046	7.00	Pass
			RB1#24	23.94	-5.1	-7.25	16.69	0.047	7.00	Pass
			RB12#0	22.86	-5.1	-7.25	15.61	0.036	7.00	Pass
			RB12#6	22.85	-5.1	-7.25	15.60	0.036	7.00	Pass
			RB12#13	22.83	-5.1	-7.25	15.58	0.036	7.00	Pass
			RB25#0	22.82	-5.1	-7.25	15.57	0.036	7.00	Pass
		16-QAM	RB1#0	23.41	-5.1	-7.25	16.16	0.041	7.00	Pass
			RB1#13	23.41	-5.1	-7.25	16.16	0.041	7.00	Pass
			RB1#24	23.57	-5.1	-7.25	16.32	0.043	7.00	Pass
			RB12#0	21.99	-5.1	-7.25	14.74	0.030	7.00	Pass
			RB12#6	21.98	-5.1	-7.25	14.73	0.030	7.00	Pass
			RB12#13	21.92	-5.1	-7.25	14.67	0.029	7.00	Pass
			RB25#0	21.89	-5.1	-7.25	14.64	0.029	7.00	Pass
	HCH	QPSK	RB1#0	24	-5.1	-7.25	16.75	0.047	7.00	Pass

Test BW	Test Channel	Test Mode	Test RB (Size#Offset)	Conducted Output AV Power (dBm)	Antenna Gain (dBi)	Antenna Gain (dBd)	ERP (dBm)	ERP (W)	Limit (W)	Verdict
LTE BAND5										
			RB1#13	23.96	-5.1	-7.25	16.71	0.047	7.00	Pass
			RB1#24	23.97	-5.1	-7.25	16.72	0.047	7.00	Pass
			RB12#0	23.01	-5.1	-7.25	15.76	0.038	7.00	Pass
			RB12#6	22.93	-5.1	-7.25	15.68	0.037	7.00	Pass
			RB12#13	22.9	-5.1	-7.25	15.65	0.037	7.00	Pass
			RB25#0	22.98	-5.1	-7.25	15.73	0.037	7.00	Pass
		16-QAM	RB1#0	23.03	-5.1	-7.25	15.78	0.038	7.00	Pass
			RB1#13	22.93	-5.1	-7.25	15.68	0.037	7.00	Pass
			RB1#24	22.94	-5.1	-7.25	15.69	0.037	7.00	Pass
			RB12#0	22.04	-5.1	-7.25	14.79	0.030	7.00	Pass
			RB12#6	21.94	-5.1	-7.25	14.69	0.029	7.00	Pass
			RB12#13	21.9	-5.1	-7.25	14.65	0.029	7.00	Pass
			RB25#0	21.92	-5.1	-7.25	14.67	0.029	7.00	Pass
10 MHz	LCH	QPSK	RB1#0	23.86	-5.1	-7.25	16.61	0.046	7.00	Pass
			RB1#25	23.78	-5.1	-7.25	16.53	0.045	7.00	Pass
			RB1#49	23.85	-5.1	-7.25	16.60	0.046	7.00	Pass
			RB25#0	22.78	-5.1	-7.25	15.53	0.036	7.00	Pass
			RB25#13	22.76	-5.1	-7.25	15.51	0.036	7.00	Pass
			RB25#25	22.8	-5.1	-7.25	15.55	0.036	7.00	Pass
			RB50#0	22.83	-5.1	-7.25	15.58	0.036	7.00	Pass
		16-QAM	RB1#0	22.78	-5.1	-7.25	15.53	0.036	7.00	Pass
			RB1#25	22.72	-5.1	-7.25	15.47	0.035	7.00	Pass
			RB1#49	22.79	-5.1	-7.25	15.54	0.036	7.00	Pass
			RB25#0	21.82	-5.1	-7.25	14.57	0.029	7.00	Pass
			RB25#13	21.82	-5.1	-7.25	14.57	0.029	7.00	Pass
			RB25#25	21.85	-5.1	-7.25	14.60	0.029	7.00	Pass
			RB50#0	21.79	-5.1	-7.25	14.54	0.028	7.00	Pass
	MCH	QPSK	RB1#0	23.74	-5.1	-7.25	16.49	0.045	7.00	Pass
			RB1#25	23.79	-5.1	-7.25	16.54	0.045	7.00	Pass
			RB1#49	23.84	-5.1	-7.25	16.59	0.046	7.00	Pass
			RB25#0	22.81	-5.1	-7.25	15.56	0.036	7.00	Pass
			RB25#13	22.8	-5.1	-7.25	15.55	0.036	7.00	Pass
			RB25#25	22.79	-5.1	-7.25	15.54	0.036	7.00	Pass
			RB50#0	22.77	-5.1	-7.25	15.52	0.036	7.00	Pass
		16-QAM	RB1#0	23.2	-5.1	-7.25	15.95	0.039	7.00	Pass
			RB1#25	23.21	-5.1	-7.25	15.96	0.039	7.00	Pass
			RB1#49	23.28	-5.1	-7.25	16.03	0.040	7.00	Pass
			RB25#0	21.85	-5.1	-7.25	14.60	0.029	7.00	Pass

Test BW	Test Channel	Test Mode	Test RB (Size#Offset)	Conducted Output AV Power (dBm)	Antenna Gain (dBi)	Antenna Gain (dBd)	ERP (dBm)	ERP (W)	Limit (W)	Verdict
LTE BAND5										
			RB25#13	21.86	-5.1	-7.25	14.61	0.029	7.00	Pass
			RB25#25	21.82	-5.1	-7.25	14.57	0.029	7.00	Pass
			RB50#0	21.8	-5.1	-7.25	14.55	0.029	7.00	Pass
	HCH	QPSK	RB1#0	23.84	-5.1	-7.25	16.59	0.046	7.00	Pass
			RB1#25	23.85	-5.1	-7.25	16.60	0.046	7.00	Pass
			RB1#49	23.87	-5.1	-7.25	16.62	0.046	7.00	Pass
			RB25#0	22.99	-5.1	-7.25	15.74	0.037	7.00	Pass
			RB25#13	22.86	-5.1	-7.25	15.61	0.036	7.00	Pass
			RB25#25	22.78	-5.1	-7.25	15.53	0.036	7.00	Pass
			RB50#0	22.89	-5.1	-7.25	15.64	0.037	7.00	Pass
		16-QAM	RB1#0	22.84	-5.1	-7.25	15.59	0.036	7.00	Pass
			RB1#25	22.85	-5.1	-7.25	15.60	0.036	7.00	Pass
			RB1#49	22.91	-5.1	-7.25	15.66	0.037	7.00	Pass
			RB25#0	22.08	-5.1	-7.25	14.83	0.030	7.00	Pass
			RB25#13	21.92	-5.1	-7.25	14.67	0.029	7.00	Pass
			RB25#25	21.86	-5.1	-7.25	14.61	0.029	7.00	Pass
			RB50#0	21.91	-5.1	-7.25	14.66	0.029	7.00	Pass

Test BW	Test Channel	Test Mode	Test RB (Size#Offset)	Conducted Output AV Power (dBm)	Antenna Gain (dBi)	EIRP (dBm)	EIRP (W)	Limit (W)	Verdict
LTE BAND7									
5 MHz	LCH	QPSK	RB1#0	23.9	1.4	25.30	0.339	2.00	Pass
			RB1#13	23.93	1.4	25.33	0.341	2.00	Pass
			RB1#24	23.9	1.4	25.30	0.339	2.00	Pass
			RB12#0	22.78	1.4	24.18	0.262	2.00	Pass
			RB12#6	22.72	1.4	24.12	0.258	2.00	Pass
			RB12#13	22.76	1.4	24.16	0.261	2.00	Pass
			RB25#0	22.76	1.4	24.16	0.261	2.00	Pass
		16-QAM	RB1#0	23.03	1.4	24.43	0.277	2.00	Pass
			RB1#13	23.01	1.4	24.41	0.276	2.00	Pass
			RB1#24	23.03	1.4	24.43	0.277	2.00	Pass
			RB12#0	21.83	1.4	23.23	0.210	2.00	Pass
			RB12#6	21.81	1.4	23.21	0.209	2.00	Pass
			RB12#13	21.85	1.4	23.25	0.211	2.00	Pass
			RB25#0	21.81	1.4	23.21	0.209	2.00	Pass
	MCH	QPSK	RB1#0	23.69	1.4	25.09	0.323	2.00	Pass
			RB1#13	23.65	1.4	25.05	0.320	2.00	Pass
			RB1#24	23.67	1.4	25.07	0.321	2.00	Pass
			RB12#0	22.66	1.4	24.06	0.255	2.00	Pass
			RB12#6	22.69	1.4	24.09	0.256	2.00	Pass
			RB12#13	22.67	1.4	24.07	0.255	2.00	Pass
			RB25#0	22.71	1.4	24.11	0.258	2.00	Pass
		16-QAM	RB1#0	23.32	1.4	24.72	0.296	2.00	Pass
			RB1#13	23.3	1.4	24.70	0.295	2.00	Pass
			RB1#24	23.26	1.4	24.66	0.292	2.00	Pass
			RB12#0	21.85	1.4	23.25	0.211	2.00	Pass
			RB12#6	21.83	1.4	23.23	0.210	2.00	Pass
			RB12#13	21.8	1.4	23.20	0.209	2.00	Pass
			RB25#0	21.79	1.4	23.19	0.208	2.00	Pass
	HCH	QPSK	RB1#0	23.78	1.4	25.18	0.330	2.00	Pass
			RB1#13	23.82	1.4	25.22	0.333	2.00	Pass
			RB1#24	23.82	1.4	25.22	0.333	2.00	Pass
			RB12#0	22.82	1.4	24.22	0.264	2.00	Pass
			RB12#6	22.79	1.4	24.19	0.262	2.00	Pass
			RB12#13	22.78	1.4	24.18	0.262	2.00	Pass
			RB25#0	22.78	1.4	24.18	0.262	2.00	Pass
		16-QAM	RB1#0	22.78	1.4	24.18	0.262	2.00	Pass
			RB1#13	22.75	1.4	24.15	0.260	2.00	Pass

Test BW	Test Channel	Test Mode	Test RB (Size#Offset)	Conducted Output AV Power (dBm)	Antenna Gain (dBi)	EIRP (dBm)	EIRP (W)	Limit (W)	Verdict
LTE BAND7									
			RB1#24	22.76	1.4	24.16	0.261	2.00	Pass
			RB12#0	21.89	1.4	23.29	0.213	2.00	Pass
			RB12#6	21.85	1.4	23.25	0.211	2.00	Pass
			RB12#13	21.83	1.4	23.23	0.210	2.00	Pass
			RB25#0	21.76	1.4	23.16	0.207	2.00	Pass
10 MHz	LCH	QPSK	RB1#0	23.77	1.4	25.17	0.329	2.00	Pass
			RB1#25	23.74	1.4	25.14	0.327	2.00	Pass
			RB1#49	23.75	1.4	25.15	0.327	2.00	Pass
			RB25#0	22.74	1.4	24.14	0.259	2.00	Pass
			RB25#13	22.74	1.4	24.14	0.259	2.00	Pass
			RB25#25	22.73	1.4	24.13	0.259	2.00	Pass
			RB50#0	22.79	1.4	24.19	0.262	2.00	Pass
		16-QAM	RB1#0	22.68	1.4	24.08	0.256	2.00	Pass
			RB1#25	22.65	1.4	24.05	0.254	2.00	Pass
			RB1#49	22.66	1.4	24.06	0.255	2.00	Pass
			RB25#0	21.75	1.4	23.15	0.207	2.00	Pass
			RB25#13	21.78	1.4	23.18	0.208	2.00	Pass
			RB25#25	21.78	1.4	23.18	0.208	2.00	Pass
			RB50#0	21.78	1.4	23.18	0.208	2.00	Pass
	MCH	QPSK	RB1#0	23.64	1.4	25.04	0.319	2.00	Pass
			RB1#25	23.69	1.4	25.09	0.323	2.00	Pass
			RB1#49	23.66	1.4	25.06	0.321	2.00	Pass
			RB25#0	22.66	1.4	24.06	0.255	2.00	Pass
			RB25#13	22.72	1.4	24.12	0.258	2.00	Pass
			RB25#25	22.67	1.4	24.07	0.255	2.00	Pass
			RB50#0	22.73	1.4	24.13	0.259	2.00	Pass
		16-QAM	RB1#0	23.04	1.4	24.44	0.278	2.00	Pass
			RB1#25	23.08	1.4	24.48	0.281	2.00	Pass
			RB1#49	23.05	1.4	24.45	0.279	2.00	Pass
			RB25#0	21.76	1.4	23.16	0.207	2.00	Pass
			RB25#13	21.78	1.4	23.18	0.208	2.00	Pass
			RB25#25	21.75	1.4	23.15	0.207	2.00	Pass
			RB50#0	21.72	1.4	23.12	0.205	2.00	Pass
	HCH	QPSK	RB1#0	23.7	1.4	25.10	0.324	2.00	Pass
			RB1#25	23.74	1.4	25.14	0.327	2.00	Pass
			RB1#49	23.73	1.4	25.13	0.326	2.00	Pass
			RB25#0	22.76	1.4	24.16	0.261	2.00	Pass
			RB25#13	22.79	1.4	24.19	0.262	2.00	Pass

Test BW	Test Channel	Test Mode	Test RB (Size#Offset)	Conducted Output AV Power (dBm)	Antenna Gain (dBi)	EIRP (dBm)	EIRP (W)	Limit (W)	Verdict
LTE BAND7									
			RB25#25	22.77	1.4	24.17	0.261	2.00	Pass
			RB50#0	22.81	1.4	24.21	0.264	2.00	Pass
		16-QAM	RB1#0	22.68	1.4	24.08	0.256	2.00	Pass
			RB1#25	22.74	1.4	24.14	0.259	2.00	Pass
			RB1#49	22.69	1.4	24.09	0.256	2.00	Pass
			RB25#0	21.91	1.4	23.31	0.214	2.00	Pass
			RB25#13	21.91	1.4	23.31	0.214	2.00	Pass
			RB25#25	21.89	1.4	23.29	0.213	2.00	Pass
			RB50#0	21.83	1.4	23.23	0.210	2.00	Pass
15 MHz	LCH	QPSK	RB1#0	23.65	1.4	25.05	0.320	2.00	Pass
			RB1#38	23.74	1.4	25.14	0.327	2.00	Pass
			RB1#74	23.71	1.4	25.11	0.324	2.00	Pass
			RB36#0	22.71	1.4	24.11	0.258	2.00	Pass
			RB36#19	22.74	1.4	24.14	0.259	2.00	Pass
			RB36#39	22.75	1.4	24.15	0.260	2.00	Pass
			RB75#0	22.74	1.4	24.14	0.259	2.00	Pass
		16-QAM	RB1#0	22.6	1.4	24.00	0.251	2.00	Pass
			RB1#38	22.66	1.4	24.06	0.255	2.00	Pass
			RB1#74	22.6	1.4	24.00	0.251	2.00	Pass
			RB36#0	21.71	1.4	23.11	0.205	2.00	Pass
			RB36#19	21.71	1.4	23.11	0.205	2.00	Pass
			RB36#39	21.76	1.4	23.16	0.207	2.00	Pass
			RB75#0	21.74	1.4	23.14	0.206	2.00	Pass
	MCH	QPSK	RB1#0	23.46	1.4	24.86	0.306	2.00	Pass
			RB1#38	23.57	1.4	24.97	0.314	2.00	Pass
			RB1#74	23.43	1.4	24.83	0.304	2.00	Pass
			RB36#0	22.67	1.4	24.07	0.255	2.00	Pass
			RB36#19	22.64	1.4	24.04	0.254	2.00	Pass
			RB36#39	22.61	1.4	24.01	0.252	2.00	Pass
			RB75#0	22.69	1.4	24.09	0.256	2.00	Pass
		16-QAM	RB1#0	22.68	1.4	24.08	0.256	2.00	Pass
			RB1#38	22.63	1.4	24.03	0.253	2.00	Pass
			RB1#74	22.52	1.4	23.92	0.247	2.00	Pass
			RB36#0	21.73	1.4	23.13	0.206	2.00	Pass
			RB36#19	21.73	1.4	23.13	0.206	2.00	Pass
			RB36#39	21.72	1.4	23.12	0.205	2.00	Pass
			RB75#0	21.68	1.4	23.08	0.203	2.00	Pass
	HCH	QPSK	RB1#0	23.19	1.4	24.59	0.288	2.00	Pass

Test BW	Test Channel	Test Mode	Test RB (Size#Offset)	Conducted Output AV Power (dBm)	Antenna Gain (dBi)	EIRP (dBm)	EIRP (W)	Limit (W)	Verdict
LTE BAND7									
			RB1#38	23.5	1.4	24.90	0.309	2.00	Pass
			RB1#74	23.22	1.4	24.62	0.290	2.00	Pass
			RB36#0	22.7	1.4	24.10	0.257	2.00	Pass
			RB36#19	22.7	1.4	24.10	0.257	2.00	Pass
			RB36#39	22.67	1.4	24.07	0.255	2.00	Pass
			RB75#0	22.73	1.4	24.13	0.259	2.00	Pass
		16-QAM	RB1#0	22.6	1.4	24.00	0.251	2.00	Pass
			RB1#38	22.61	1.4	24.01	0.252	2.00	Pass
			RB1#74	22.47	1.4	23.87	0.244	2.00	Pass
			RB36#0	21.72	1.4	23.12	0.205	2.00	Pass
			RB36#19	21.71	1.4	23.11	0.205	2.00	Pass
			RB36#39	21.69	1.4	23.09	0.204	2.00	Pass
			RB75#0	21.69	1.4	23.09	0.204	2.00	Pass
20 MHz	LCH	QPSK	RB1#0	23.63	1.4	25.03	0.318	2.00	Pass
			RB1#50	23.7	1.4	25.10	0.324	2.00	Pass
			RB1#99	23.66	1.4	25.06	0.321	2.00	Pass
			RB50#0	22.71	1.4	24.11	0.258	2.00	Pass
			RB50#25	22.78	1.4	24.18	0.262	2.00	Pass
			RB50#50	22.8	1.4	24.20	0.263	2.00	Pass
			RB100#0	22.71	1.4	24.11	0.258	2.00	Pass
		16-QAM	RB1#0	22.82	1.4	24.22	0.264	2.00	Pass
			RB1#50	22.99	1.4	24.39	0.275	2.00	Pass
			RB1#99	22.78	1.4	24.18	0.262	2.00	Pass
			RB50#0	21.69	1.4	23.09	0.204	2.00	Pass
			RB50#25	21.83	1.4	23.23	0.210	2.00	Pass
			RB50#50	21.79	1.4	23.19	0.208	2.00	Pass
			RB100#0	21.77	1.4	23.17	0.207	2.00	Pass
	MCH	QPSK	RB1#0	23.22	1.4	24.62	0.290	2.00	Pass
			RB1#50	23.28	1.4	24.68	0.294	2.00	Pass
			RB1#99	23.19	1.4	24.59	0.288	2.00	Pass
			RB50#0	22.74	1.4	24.14	0.259	2.00	Pass
			RB50#25	22.74	1.4	24.14	0.259	2.00	Pass
			RB50#50	22.7	1.4	24.10	0.257	2.00	Pass
			RB100#0	22.71	1.4	24.11	0.258	2.00	Pass
		16-QAM	RB1#0	22.45	1.4	23.85	0.243	2.00	Pass
			RB1#50	22.6	1.4	24.00	0.251	2.00	Pass
			RB1#99	22.54	1.4	23.94	0.248	2.00	Pass
			RB50#0	21.74	1.4	23.14	0.206	2.00	Pass

Test BW	Test Channel	Test Mode	Test RB (Size#Offset)	Conducted Output AV Power (dBm)	Antenna Gain (dBi)	EIRP (dBm)	EIRP (W)	Limit (W)	Verdict
LTE BAND7									
			RB50#25	21.71	1.4	23.11	0.205	2.00	Pass
			RB50#50	21.7	1.4	23.10	0.204	2.00	Pass
			RB100#0	21.65	1.4	23.05	0.202	2.00	Pass
	HCH	QPSK	RB1#0	23.21	1.4	24.61	0.289	2.00	Pass
			RB1#50	23.18	1.4	24.58	0.287	2.00	Pass
			RB1#99	23.07	1.4	24.47	0.280	2.00	Pass
			RB50#0	22.81	1.4	24.21	0.264	2.00	Pass
			RB50#25	22.75	1.4	24.15	0.260	2.00	Pass
			RB50#50	22.71	1.4	24.11	0.258	2.00	Pass
			RB100#0	22.71	1.4	24.11	0.258	2.00	Pass
		16-QAM	RB1#0	22.63	1.4	24.03	0.253	2.00	Pass
			RB1#50	22.65	1.4	24.05	0.254	2.00	Pass
			RB1#99	22.54	1.4	23.94	0.248	2.00	Pass
			RB50#0	21.75	1.4	23.15	0.207	2.00	Pass
			RB50#25	21.75	1.4	23.15	0.207	2.00	Pass
			RB50#50	21.64	1.4	23.04	0.201	2.00	Pass
			RB100#0	21.71	1.4	23.11	0.205	2.00	Pass

Test BW	Test Channel	Test Mode	Test RB (Size#Offset)	Conducted Output AV Power (dBm)	Antenna Gain (dBi)	Antenna Gain (dBd)	ERP (dBm)	ERP (W)	Limit (W)	Verdict
LTE BAND12										
1.4 MHz	LCH	QPSK	RB1#0	23.66	-5.4	-7.55	16.11	0.041	3.000	Pass
			RB1#3	23.49	-5.4	-7.55	15.94	0.039	3.000	Pass
			RB1#5	23.54	-5.4	-7.55	15.99	0.040	3.000	Pass
			RB3#0	23.88	-5.4	-7.55	16.33	0.043	3.000	Pass
			RB3#2	23.89	-5.4	-7.55	16.34	0.043	3.000	Pass
			RB3#3	23.89	-5.4	-7.55	16.34	0.043	3.000	Pass
			RB6#0	22.82	-5.4	-7.55	15.27	0.034	3.000	Pass
		16-QAM	RB1#0	22.5	-5.4	-7.55	14.95	0.031	3.000	Pass
			RB1#3	22.64	-5.4	-7.55	15.09	0.032	3.000	Pass
			RB1#5	22.64	-5.4	-7.55	15.09	0.032	3.000	Pass
			RB3#0	22.9	-5.4	-7.55	15.35	0.034	3.000	Pass
			RB3#2	22.91	-5.4	-7.55	15.36	0.034	3.000	Pass
			RB3#3	22.9	-5.4	-7.55	15.35	0.034	3.000	Pass
			RB6#0	21.94	-5.4	-7.55	14.39	0.027	3.000	Pass
	MCH	QPSK	RB1#0	23.64	-5.4	-7.55	16.09	0.041	3.000	Pass
			RB1#3	23.77	-5.4	-7.55	16.22	0.042	3.000	Pass
			RB1#5	23.6	-5.4	-7.55	16.05	0.040	3.000	Pass
			RB3#0	23.84	-5.4	-7.55	16.29	0.043	3.000	Pass
			RB3#2	23.88	-5.4	-7.55	16.33	0.043	3.000	Pass
			RB3#3	23.87	-5.4	-7.55	16.32	0.043	3.000	Pass
			RB6#0	22.97	-5.4	-7.55	15.42	0.035	3.000	Pass
		16-QAM	RB1#0	23.02	-5.4	-7.55	15.47	0.035	3.000	Pass
			RB1#3	23.15	-5.4	-7.55	15.60	0.036	3.000	Pass
			RB1#5	23.08	-5.4	-7.55	15.53	0.036	3.000	Pass
			RB3#0	23.1	-5.4	-7.55	15.55	0.036	3.000	Pass
			RB3#2	23.09	-5.4	-7.55	15.54	0.036	3.000	Pass
			RB3#3	23.15	-5.4	-7.55	15.60	0.036	3.000	Pass
			RB6#0	21.77	-5.4	-7.55	14.22	0.026	3.000	Pass
	HCH	QPSK	RB1#0	23.71	-5.4	-7.55	16.16	0.041	3.000	Pass
			RB1#3	23.49	-5.4	-7.55	15.94	0.039	3.000	Pass
			RB1#5	23.51	-5.4	-7.55	15.96	0.039	3.000	Pass
			RB3#0	23.78	-5.4	-7.55	16.23	0.042	3.000	Pass
			RB3#2	23.77	-5.4	-7.55	16.22	0.042	3.000	Pass
			RB3#3	23.76	-5.4	-7.55	16.21	0.042	3.000	Pass
			RB6#0	22.73	-5.4	-7.55	15.18	0.033	3.000	Pass
		16-QAM	RB1#0	22.67	-5.4	-7.55	15.12	0.033	3.000	Pass
			RB1#3	22.54	-5.4	-7.55	14.99	0.032	3.000	Pass

Test BW	Test Channel	Test Mode	Test RB (Size#Offset)	Conducted Output AV Power (dBm)	Antenna Gain (dBi)	Antenna Gain (dBd)	ERP (dBm)	ERP (W)	Limit (W)	Verdict
LTE BAND12										
			RB1#5	22.6	-5.4	-7.55	15.05	0.032	3.000	Pass
			RB3#0	22.99	-5.4	-7.55	15.44	0.035	3.000	Pass
			RB3#2	22.93	-5.4	-7.55	15.38	0.035	3.000	Pass
			RB3#3	22.91	-5.4	-7.55	15.36	0.034	3.000	Pass
			RB6#0	21.9	-5.4	-7.55	14.35	0.027	3.000	Pass
3 MHz	LCH	QPSK	RB1#0	23.71	-5.4	-7.55	16.16	0.041	3.000	Pass
			RB1#7	23.81	-5.4	-7.55	16.26	0.042	3.000	Pass
			RB1#14	23.75	-5.4	-7.55	16.20	0.042	3.000	Pass
			RB8#0	22.86	-5.4	-7.55	15.31	0.034	3.000	Pass
			RB8#4	22.82	-5.4	-7.55	15.27	0.034	3.000	Pass
			RB8#7	22.85	-5.4	-7.55	15.30	0.034	3.000	Pass
			RB15#0	22.77	-5.4	-7.55	15.22	0.033	3.000	Pass
		16-QAM	RB1#0	22.67	-5.4	-7.55	15.12	0.033	3.000	Pass
			RB1#7	22.73	-5.4	-7.55	15.18	0.033	3.000	Pass
			RB1#14	22.74	-5.4	-7.55	15.19	0.033	3.000	Pass
			RB8#0	21.96	-5.4	-7.55	14.41	0.028	3.000	Pass
			RB8#4	21.97	-5.4	-7.55	14.42	0.028	3.000	Pass
			RB8#7	21.98	-5.4	-7.55	14.43	0.028	3.000	Pass
			RB15#0	21.89	-5.4	-7.55	14.34	0.027	3.000	Pass
	MCH	QPSK	RB1#0	23.77	-5.4	-7.55	16.22	0.042	3.000	Pass
			RB1#7	23.83	-5.4	-7.55	16.28	0.042	3.000	Pass
			RB1#14	23.83	-5.4	-7.55	16.28	0.042	3.000	Pass
			RB8#0	22.91	-5.4	-7.55	15.36	0.034	3.000	Pass
			RB8#4	22.91	-5.4	-7.55	15.36	0.034	3.000	Pass
			RB8#7	22.93	-5.4	-7.55	15.38	0.035	3.000	Pass
			RB15#0	22.89	-5.4	-7.55	15.34	0.034	3.000	Pass
		16-QAM	RB1#0	23.21	-5.4	-7.55	15.66	0.037	3.000	Pass
			RB1#7	23.3	-5.4	-7.55	15.75	0.038	3.000	Pass
			RB1#14	23.34	-5.4	-7.55	15.79	0.038	3.000	Pass
			RB8#0	22.01	-5.4	-7.55	14.46	0.028	3.000	Pass
			RB8#4	22.01	-5.4	-7.55	14.46	0.028	3.000	Pass
			RB8#7	21.97	-5.4	-7.55	14.42	0.028	3.000	Pass
			RB15#0	21.91	-5.4	-7.55	14.36	0.027	3.000	Pass
	HCH	QPSK	RB1#0	23.75	-5.4	-7.55	16.20	0.042	3.000	Pass
			RB1#7	23.76	-5.4	-7.55	16.21	0.042	3.000	Pass
			RB1#14	23.74	-5.4	-7.55	16.19	0.042	3.000	Pass
			RB8#0	22.85	-5.4	-7.55	15.30	0.034	3.000	Pass
			RB8#4	22.79	-5.4	-7.55	15.24	0.033	3.000	Pass

Test BW	Test Channel	Test Mode	Test RB (Size#Offset)	Conducted Output AV Power (dBm)	Antenna Gain (dBi)	Antenna Gain (dBd)	ERP (dBm)	ERP (W)	Limit (W)	Verdict
LTE BAND12										
			RB8#7	22.75	-5.4	-7.55	15.20	0.033	3.000	Pass
			RB15#0	22.72	-5.4	-7.55	15.17	0.033	3.000	Pass
		16-QAM	RB1#0	22.93	-5.4	-7.55	15.38	0.035	3.000	Pass
			RB1#7	22.88	-5.4	-7.55	15.33	0.034	3.000	Pass
			RB1#14	22.83	-5.4	-7.55	15.28	0.034	3.000	Pass
			RB8#0	21.85	-5.4	-7.55	14.30	0.027	3.000	Pass
			RB8#4	21.85	-5.4	-7.55	14.30	0.027	3.000	Pass
			RB8#7	21.82	-5.4	-7.55	14.27	0.027	3.000	Pass
			RB15#0	21.77	-5.4	-7.55	14.22	0.026	3.000	Pass
5 MHz	LCH	QPSK	RB1#0	23.96	-5.4	-7.55	16.41	0.044	3.000	Pass
			RB1#13	23.95	-5.4	-7.55	16.40	0.044	3.000	Pass
			RB1#24	23.95	-5.4	-7.55	16.40	0.044	3.000	Pass
			RB12#0	22.76	-5.4	-7.55	15.21	0.033	3.000	Pass
			RB12#6	22.78	-5.4	-7.55	15.23	0.033	3.000	Pass
			RB12#13	22.82	-5.4	-7.55	15.27	0.034	3.000	Pass
			RB25#0	22.77	-5.4	-7.55	15.22	0.033	3.000	Pass
		16-QAM	RB1#0	23.02	-5.4	-7.55	15.47	0.035	3.000	Pass
			RB1#13	22.99	-5.4	-7.55	15.44	0.035	3.000	Pass
			RB1#24	23.13	-5.4	-7.55	15.58	0.036	3.000	Pass
			RB12#0	21.87	-5.4	-7.55	14.32	0.027	3.000	Pass
			RB12#6	21.87	-5.4	-7.55	14.32	0.027	3.000	Pass
			RB12#13	21.88	-5.4	-7.55	14.33	0.027	3.000	Pass
			RB25#0	21.83	-5.4	-7.55	14.28	0.027	3.000	Pass
	MCH	QPSK	RB1#0	23.93	-5.4	-7.55	16.38	0.043	3.000	Pass
			RB1#13	23.99	-5.4	-7.55	16.44	0.044	3.000	Pass
			RB1#24	24.13	-5.4	-7.55	16.58	0.045	3.000	Pass
			RB12#0	22.96	-5.4	-7.55	15.41	0.035	3.000	Pass
			RB12#6	22.94	-5.4	-7.55	15.39	0.035	3.000	Pass
			RB12#13	22.95	-5.4	-7.55	15.40	0.035	3.000	Pass
			RB25#0	22.96	-5.4	-7.55	15.41	0.035	3.000	Pass
		16-QAM	RB1#0	23.44	-5.4	-7.55	15.89	0.039	3.000	Pass
			RB1#13	23.43	-5.4	-7.55	15.88	0.039	3.000	Pass
			RB1#24	23.47	-5.4	-7.55	15.92	0.039	3.000	Pass
			RB12#0	22.08	-5.4	-7.55	14.53	0.028	3.000	Pass
			RB12#6	22.03	-5.4	-7.55	14.48	0.028	3.000	Pass
			RB12#13	22.05	-5.4	-7.55	14.50	0.028	3.000	Pass
			RB25#0	22	-5.4	-7.55	14.45	0.028	3.000	Pass
	HCH	QPSK	RB1#0	23.89	-5.4	-7.55	16.34	0.043	3.000	Pass

Test BW	Test Channel	Test Mode	Test RB (Size#Offset)	Conducted Output AV Power (dBm)	Antenna Gain (dBi)	Antenna Gain (dBd)	ERP (dBm)	ERP (W)	Limit (W)	Verdict
LTE BAND12										
			RB1#13	23.86	-5.4	-7.55	16.31	0.043	3.000	Pass
			RB1#24	23.86	-5.4	-7.55	16.31	0.043	3.000	Pass
			RB12#0	22.83	-5.4	-7.55	15.28	0.034	3.000	Pass
			RB12#6	22.87	-5.4	-7.55	15.32	0.034	3.000	Pass
			RB12#13	22.76	-5.4	-7.55	15.21	0.033	3.000	Pass
			RB25#0	22.86	-5.4	-7.55	15.31	0.034	3.000	Pass
		16-QAM	RB1#0	23.12	-5.4	-7.55	15.57	0.036	3.000	Pass
			RB1#13	23.05	-5.4	-7.55	15.50	0.035	3.000	Pass
			RB1#24	22.93	-5.4	-7.55	15.38	0.035	3.000	Pass
			RB12#0	21.86	-5.4	-7.55	14.31	0.027	3.000	Pass
			RB12#6	21.89	-5.4	-7.55	14.34	0.027	3.000	Pass
			RB12#13	21.81	-5.4	-7.55	14.26	0.027	3.000	Pass
			RB25#0	21.8	-5.4	-7.55	14.25	0.027	3.000	Pass
10 MHz	LCH	QPSK	RB1#0	23.72	-5.4	-7.55	16.17	0.041	3.000	Pass
			RB1#25	23.83	-5.4	-7.55	16.28	0.042	3.000	Pass
			RB1#49	23.88	-5.4	-7.55	16.33	0.043	3.000	Pass
			RB25#0	22.77	-5.4	-7.55	15.22	0.033	3.000	Pass
			RB25#13	22.85	-5.4	-7.55	15.30	0.034	3.000	Pass
			RB25#25	22.87	-5.4	-7.55	15.32	0.034	3.000	Pass
			RB50#0	22.86	-5.4	-7.55	15.31	0.034	3.000	Pass
		16-QAM	RB1#0	22.73	-5.4	-7.55	15.18	0.033	3.000	Pass
			RB1#25	22.79	-5.4	-7.55	15.24	0.033	3.000	Pass
			RB1#49	22.87	-5.4	-7.55	15.32	0.034	3.000	Pass
			RB25#0	21.83	-5.4	-7.55	14.28	0.027	3.000	Pass
			RB25#13	21.9	-5.4	-7.55	14.35	0.027	3.000	Pass
			RB25#25	21.88	-5.4	-7.55	14.33	0.027	3.000	Pass
			RB50#0	21.85	-5.4	-7.55	14.30	0.027	3.000	Pass
	MCH	QPSK	RB1#0	23.71	-5.4	-7.55	16.16	0.041	3.000	Pass
			RB1#25	23.87	-5.4	-7.55	16.32	0.043	3.000	Pass
			RB1#49	23.83	-5.4	-7.55	16.28	0.042	3.000	Pass
			RB25#0	22.94	-5.4	-7.55	15.39	0.035	3.000	Pass
			RB25#13	22.96	-5.4	-7.55	15.41	0.035	3.000	Pass
			RB25#25	22.91	-5.4	-7.55	15.36	0.034	3.000	Pass
			RB50#0	22.95	-5.4	-7.55	15.40	0.035	3.000	Pass
		16-QAM	RB1#0	23.19	-5.4	-7.55	15.64	0.037	3.000	Pass
			RB1#25	23.29	-5.4	-7.55	15.74	0.037	3.000	Pass
			RB1#49	23.29	-5.4	-7.55	15.74	0.037	3.000	Pass
			RB25#0	21.98	-5.4	-7.55	14.43	0.028	3.000	Pass

Test BW	Test Channel	Test Mode	Test RB (Size#Offset)	Conducted Output AV Power (dBm)	Antenna Gain (dBi)	Antenna Gain (dBd)	ERP (dBm)	ERP (W)	Limit (W)	Verdict
LTE BAND12										
			RB25#13	21.97	-5.4	-7.55	14.42	0.028	3.000	Pass
			RB25#25	21.93	-5.4	-7.55	14.38	0.027	3.000	Pass
			RB50#0	21.93	-5.4	-7.55	14.38	0.027	3.000	Pass
	HCH	QPSK	RB1#0	23.78	-5.4	-7.55	16.23	0.042	3.000	Pass
			RB1#25	23.89	-5.4	-7.55	16.34	0.043	3.000	Pass
			RB1#49	23.75	-5.4	-7.55	16.20	0.042	3.000	Pass
			RB25#0	22.91	-5.4	-7.55	15.36	0.034	3.000	Pass
			RB25#13	22.87	-5.4	-7.55	15.32	0.034	3.000	Pass
			RB25#25	22.87	-5.4	-7.55	15.32	0.034	3.000	Pass
			RB50#0	22.94	-5.4	-7.55	15.39	0.035	3.000	Pass
		16-QAM	RB1#0	22.9	-5.4	-7.55	15.35	0.034	3.000	Pass
			RB1#25	22.99	-5.4	-7.55	15.44	0.035	3.000	Pass
			RB1#49	22.82	-5.4	-7.55	15.27	0.034	3.000	Pass
			RB25#0	22	-5.4	-7.55	14.45	0.028	3.000	Pass
			RB25#13	21.93	-5.4	-7.55	14.38	0.027	3.000	Pass
			RB25#25	21.96	-5.4	-7.55	14.41	0.028	3.000	Pass
			RB50#0	21.95	-5.4	-7.55	14.40	0.028	3.000	Pass

Test BW	Test Channel	Test Mode	Test RB (Size#Offset)	Conducted Output AV Power (dBm)	Antenna Gain (dBi)	Antenna Gain (dBd)	ERP (dBm)	ERP (W)	Limit (W)	Verdict
LTE BAND13										
5 MHz	LCH	QPSK	RB1#0	23.95	-7.2	-9.35	14.60	0.029	3.000	Pass
			RB1#13	23.94	-7.2	-9.35	14.59	0.029	3.000	Pass
			RB1#24	24.05	-7.2	-9.35	14.70	0.030	3.000	Pass
			RB12#0	22.77	-7.2	-9.35	13.42	0.022	3.000	Pass
			RB12#6	22.78	-7.2	-9.35	13.43	0.022	3.000	Pass
			RB12#13	22.77	-7.2	-9.35	13.42	0.022	3.000	Pass
			RB25#0	22.82	-7.2	-9.35	13.47	0.022	3.000	Pass
		16-QAM	RB1#0	23.03	-7.2	-9.35	13.68	0.023	3.000	Pass
			RB1#13	23.02	-7.2	-9.35	13.67	0.023	3.000	Pass
			RB1#24	23.07	-7.2	-9.35	13.72	0.024	3.000	Pass
			RB12#0	21.87	-7.2	-9.35	12.52	0.018	3.000	Pass
			RB12#6	21.91	-7.2	-9.35	12.56	0.018	3.000	Pass
			RB12#13	21.9	-7.2	-9.35	12.55	0.018	3.000	Pass
			RB25#0	21.89	-7.2	-9.35	12.54	0.018	3.000	Pass
	MCH	QPSK	RB1#0	23.77	-7.2	-9.35	14.42	0.028	3.000	Pass
			RB1#13	23.86	-7.2	-9.35	14.51	0.028	3.000	Pass
			RB1#24	23.92	-7.2	-9.35	14.57	0.029	3.000	Pass
			RB12#0	22.79	-7.2	-9.35	13.44	0.022	3.000	Pass
			RB12#6	22.8	-7.2	-9.35	13.45	0.022	3.000	Pass
			RB12#13	22.84	-7.2	-9.35	13.49	0.022	3.000	Pass
			RB25#0	22.81	-7.2	-9.35	13.46	0.022	3.000	Pass
		16-QAM	RB1#0	23.29	-7.2	-9.35	13.94	0.025	3.000	Pass
			RB1#13	23.39	-7.2	-9.35	14.04	0.025	3.000	Pass
			RB1#24	23.47	-7.2	-9.35	14.12	0.026	3.000	Pass
			RB12#0	21.96	-7.2	-9.35	12.61	0.018	3.000	Pass
			RB12#6	21.96	-7.2	-9.35	12.61	0.018	3.000	Pass
			RB12#13	22.01	-7.2	-9.35	12.66	0.018	3.000	Pass
			RB25#0	21.93	-7.2	-9.35	12.58	0.018	3.000	Pass
	HCH	QPSK	RB1#0	23.88	-7.2	-9.35	14.53	0.028	3.000	Pass
			RB1#13	23.89	-7.2	-9.35	14.54	0.028	3.000	Pass
			RB1#24	23.89	-7.2	-9.35	14.54	0.028	3.000	Pass
			RB12#0	22.78	-7.2	-9.35	13.43	0.022	3.000	Pass
			RB12#6	22.85	-7.2	-9.35	13.50	0.022	3.000	Pass
			RB12#13	22.87	-7.2	-9.35	13.52	0.022	3.000	Pass
			RB25#0	22.83	-7.2	-9.35	13.48	0.022	3.000	Pass
		16-QAM	RB1#0	22.92	-7.2	-9.35	13.57	0.023	3.000	Pass
			RB1#13	22.92	-7.2	-9.35	13.57	0.023	3.000	Pass

Test BW	Test Channel	Test Mode	Test RB (Size#Offset)	Conducted Output AV Power (dBm)	Antenna Gain (dBi)	Antenna Gain (dBd)	ERP (dBm)	ERP (W)	Limit (W)	Verdict
LTE BAND13										
			RB1#24	22.9	-7.2	-9.35	13.55	0.023	3.000	Pass
			RB12#0	21.9	-7.2	-9.35	12.55	0.018	3.000	Pass
			RB12#6	21.93	-7.2	-9.35	12.58	0.018	3.000	Pass
			RB12#13	21.95	-7.2	-9.35	12.60	0.018	3.000	Pass
			RB25#0	21.87	-7.2	-9.35	12.52	0.018	3.000	Pass
10 MHz	MCH	QPSK	RB1#0	23.76	-7.2	-9.35	14.41	0.028	3.000	Pass
			RB1#25	23.82	-7.2	-9.35	14.47	0.028	3.000	Pass
			RB1#49	23.88	-7.2	-9.35	14.53	0.028	3.000	Pass
			RB25#0	22.8	-7.2	-9.35	13.45	0.022	3.000	Pass
			RB25#13	22.83	-7.2	-9.35	13.48	0.022	3.000	Pass
			RB25#25	22.87	-7.2	-9.35	13.52	0.022	3.000	Pass
			RB50#0	22.87	-7.2	-9.35	13.52	0.022	3.000	Pass
		16-QAM	RB1#0	22.72	-7.2	-9.35	13.37	0.022	3.000	Pass
			RB1#25	22.77	-7.2	-9.35	13.42	0.022	3.000	Pass
			RB1#49	22.8	-7.2	-9.35	13.45	0.022	3.000	Pass
			RB25#0	21.86	-7.2	-9.35	12.51	0.018	3.000	Pass
			RB25#13	21.9	-7.2	-9.35	12.55	0.018	3.000	Pass
			RB25#25	21.98	-7.2	-9.35	12.63	0.018	3.000	Pass
			RB50#0	21.9	-7.2	-9.35	12.55	0.018	3.000	Pass

Test BW	Test Channel	Test Mode	Test RB (Size#Offset)	Conducted Output AV Power (dBm)	Antenna Gain (dBi)	Antenna Gain (dBd)	ERP (dBm)	ERP (W)	Limit (W)	Verdict
LTE BAND17										
5 MHz	LCH	QPSK	RB1#0	24.07	-5.4	-7.55	16.52	0.045	3.000	Pass
			RB1#13	24.02	-5.4	-7.55	16.47	0.044	3.000	Pass
			RB1#24	24.2	-5.4	-7.55	16.65	0.046	3.000	Pass
			RB12#0	22.92	-5.4	-7.55	15.37	0.034	3.000	Pass
			RB12#6	22.88	-5.4	-7.55	15.33	0.034	3.000	Pass
			RB12#13	22.89	-5.4	-7.55	15.34	0.034	3.000	Pass
			RB25#0	22.9	-5.4	-7.55	15.35	0.034	3.000	Pass
		16-QAM	RB1#0	23.1	-5.4	-7.55	15.55	0.036	3.000	Pass
			RB1#13	23.11	-5.4	-7.55	15.56	0.036	3.000	Pass
			RB1#24	23.18	-5.4	-7.55	15.63	0.037	3.000	Pass
			RB12#0	21.96	-5.4	-7.55	14.41	0.028	3.000	Pass
			RB12#6	21.93	-5.4	-7.55	14.38	0.027	3.000	Pass
			RB12#13	21.94	-5.4	-7.55	14.39	0.027	3.000	Pass
			RB25#0	21.94	-5.4	-7.55	14.39	0.027	3.000	Pass
	MCH	QPSK	RB1#0	24.04	-5.4	-7.55	16.49	0.045	3.000	Pass
			RB1#13	23.99	-5.4	-7.55	16.44	0.044	3.000	Pass
			RB1#24	24.12	-5.4	-7.55	16.57	0.045	3.000	Pass
			RB12#0	22.9	-5.4	-7.55	15.35	0.034	3.000	Pass
			RB12#6	22.91	-5.4	-7.55	15.36	0.034	3.000	Pass
			RB12#13	22.86	-5.4	-7.55	15.31	0.034	3.000	Pass
			RB25#0	22.92	-5.4	-7.55	15.37	0.034	3.000	Pass
		16-QAM	RB1#0	23.4	-5.4	-7.55	15.85	0.038	3.000	Pass
			RB1#13	23.37	-5.4	-7.55	15.82	0.038	3.000	Pass
			RB1#24	23.33	-5.4	-7.55	15.78	0.038	3.000	Pass
			RB12#0	22.01	-5.4	-7.55	14.46	0.028	3.000	Pass
			RB12#6	21.98	-5.4	-7.55	14.43	0.028	3.000	Pass
			RB12#13	21.97	-5.4	-7.55	14.42	0.028	3.000	Pass
			RB25#0	21.94	-5.4	-7.55	14.39	0.027	3.000	Pass
	HCH	QPSK	RB1#0	24.04	-5.4	-7.55	16.49	0.045	3.000	Pass
			RB1#13	23.85	-5.4	-7.55	16.30	0.043	3.000	Pass
			RB1#24	23.95	-5.4	-7.55	16.40	0.044	3.000	Pass
			RB12#0	22.83	-5.4	-7.55	15.28	0.034	3.000	Pass
			RB12#6	22.81	-5.4	-7.55	15.26	0.034	3.000	Pass
			RB12#13	22.79	-5.4	-7.55	15.24	0.033	3.000	Pass
			RB25#0	22.82	-5.4	-7.55	15.27	0.034	3.000	Pass
		16-QAM	RB1#0	23.11	-5.4	-7.55	15.56	0.036	3.000	Pass
			RB1#13	23	-5.4	-7.55	15.45	0.035	3.000	Pass

Test BW	Test Channel	Test Mode	Test RB (Size#Offset)	Conducted Output AV Power (dBm)	Antenna Gain (dBi)	Antenna Gain (dBd)	ERP (dBm)	ERP (W)	Limit (W)	Verdict
LTE BAND17										
			RB1#24	23.02	-5.4	-7.55	15.47	0.035	3.000	Pass
			RB12#0	21.86	-5.4	-7.55	14.31	0.027	3.000	Pass
			RB12#6	21.86	-5.4	-7.55	14.31	0.027	3.000	Pass
			RB12#13	21.82	-5.4	-7.55	14.27	0.027	3.000	Pass
			RB25#0	21.77	-5.4	-7.55	14.22	0.026	3.000	Pass
10 MHz	LCH	QPSK	RB1#0	23.89	-5.4	-7.55	16.34	0.043	3.000	Pass
			RB1#25	23.9	-5.4	-7.55	16.35	0.043	3.000	Pass
			RB1#49	23.8	-5.4	-7.55	16.25	0.042	3.000	Pass
			RB25#0	22.97	-5.4	-7.55	15.42	0.035	3.000	Pass
			RB25#13	22.9	-5.4	-7.55	15.35	0.034	3.000	Pass
			RB25#25	22.89	-5.4	-7.55	15.34	0.034	3.000	Pass
			RB50#0	22.96	-5.4	-7.55	15.41	0.035	3.000	Pass
		16-QAM	RB1#0	22.8	-5.4	-7.55	15.25	0.033	3.000	Pass
			RB1#25	22.83	-5.4	-7.55	15.28	0.034	3.000	Pass
			RB1#49	22.74	-5.4	-7.55	15.19	0.033	3.000	Pass
			RB25#0	21.99	-5.4	-7.55	14.44	0.028	3.000	Pass
			RB25#13	21.91	-5.4	-7.55	14.36	0.027	3.000	Pass
			RB25#25	21.89	-5.4	-7.55	14.34	0.027	3.000	Pass
			RB50#0	21.94	-5.4	-7.55	14.39	0.027	3.000	Pass
	MCH	QPSK	RB1#0	23.84	-5.4	-7.55	16.29	0.043	3.000	Pass
			RB1#25	23.88	-5.4	-7.55	16.33	0.043	3.000	Pass
			RB1#49	23.87	-5.4	-7.55	16.32	0.043	3.000	Pass
			RB25#0	22.97	-5.4	-7.55	15.42	0.035	3.000	Pass
			RB25#13	22.9	-5.4	-7.55	15.35	0.034	3.000	Pass
			RB25#25	22.9	-5.4	-7.55	15.35	0.034	3.000	Pass
			RB50#0	22.97	-5.4	-7.55	15.42	0.035	3.000	Pass
		16-QAM	RB1#0	23.29	-5.4	-7.55	15.74	0.037	3.000	Pass
			RB1#25	23.34	-5.4	-7.55	15.79	0.038	3.000	Pass
			RB1#49	23.35	-5.4	-7.55	15.80	0.038	3.000	Pass
			RB25#0	21.98	-5.4	-7.55	14.43	0.028	3.000	Pass
			RB25#13	21.92	-5.4	-7.55	14.37	0.027	3.000	Pass
			RB25#25	21.93	-5.4	-7.55	14.38	0.027	3.000	Pass
			RB50#0	21.96	-5.4	-7.55	14.41	0.028	3.000	Pass
	HCH	QPSK	RB1#0	23.92	-5.4	-7.55	16.37	0.043	3.000	Pass
			RB1#25	23.92	-5.4	-7.55	16.37	0.043	3.000	Pass
			RB1#49	23.99	-5.4	-7.55	16.44	0.044	3.000	Pass
			RB25#0	22.91	-5.4	-7.55	15.36	0.034	3.000	Pass
			RB25#13	22.86	-5.4	-7.55	15.31	0.034	3.000	Pass

Test BW	Test Channel	Test Mode	Test RB (Size#Offset)	Conducted Output AV Power (dBm)	Antenna Gain (dBi)	Antenna Gain (dBd)	ERP (dBm)	ERP (W)	Limit (W)	Verdict
LTE BAND17										
			RB25#25	22.88	-5.4	-7.55	15.33	0.034	3.000	Pass
			RB50#0	22.93	-5.4	-7.55	15.38	0.035	3.000	Pass
		16-QAM	RB1#0	22.9	-5.4	-7.55	15.35	0.034	3.000	Pass
			RB1#25	23.01	-5.4	-7.55	15.46	0.035	3.000	Pass
			RB1#49	23.03	-5.4	-7.55	15.48	0.035	3.000	Pass
			RB25#0	22.01	-5.4	-7.55	14.46	0.028	3.000	Pass
			RB25#13	21.94	-5.4	-7.55	14.39	0.027	3.000	Pass
			RB25#25	21.96	-5.4	-7.55	14.41	0.028	3.000	Pass
			RB50#0	21.92	-5.4	-7.55	14.37	0.027	3.000	Pass

Test BW	Test Channel	Test Mode	Test RB (Size#Offset)	Conducted Output AV Power (dBm)	Antenna Gain (dBi)	Antenna Gain (dBd)	ERP (dBm)	ERP (W)	Limit (W)	Verdict
LTE BAND26 (Part90)										
1.4 MHz	LCH	QPSK	RB1#0	23.39	-5.1	-7.25	16.14	0.041	100	Pass
			RB1#3	23.36	-5.1	-7.25	16.11	0.041	100	Pass
			RB1#5	23.4	-5.1	-7.25	16.15	0.041	100	Pass
			RB3#0	23.43	-5.1	-7.25	16.18	0.041	100	Pass
			RB3#2	23.46	-5.1	-7.25	16.21	0.042	100	Pass
			RB3#3	23.41	-5.1	-7.25	16.16	0.041	100	Pass
			RB6#0	22.41	-5.1	-7.25	15.16	0.033	100	Pass
		16-QAM	RB1#0	22.58	-5.1	-7.25	15.33	0.034	100	Pass
			RB1#3	22.51	-5.1	-7.25	15.26	0.034	100	Pass
			RB1#5	22.57	-5.1	-7.25	15.32	0.034	100	Pass
			RB3#0	22.45	-5.1	-7.25	15.20	0.033	100	Pass
			RB3#2	22.47	-5.1	-7.25	15.22	0.033	100	Pass
			RB3#3	22.46	-5.1	-7.25	15.21	0.033	100	Pass
			RB6#0	21.58	-5.1	-7.25	14.33	0.027	100	Pass
	MCH	QPSK	RB1#0	23.33	-5.1	-7.25	16.08	0.041	100	Pass
			RB1#3	23.31	-5.1	-7.25	16.06	0.040	100	Pass
			RB1#5	23.29	-5.1	-7.25	16.04	0.040	100	Pass
			RB3#0	23.36	-5.1	-7.25	16.11	0.041	100	Pass
			RB3#2	23.34	-5.1	-7.25	16.09	0.041	100	Pass
			RB3#3	23.35	-5.1	-7.25	16.10	0.041	100	Pass
			RB6#0	22.39	-5.1	-7.25	15.14	0.033	100	Pass
		16-QAM	RB1#0	22.79	-5.1	-7.25	15.54	0.036	100	Pass
			RB1#3	22.73	-5.1	-7.25	15.48	0.035	100	Pass
			RB1#5	22.74	-5.1	-7.25	15.49	0.035	100	Pass
			RB3#0	22.57	-5.1	-7.25	15.32	0.034	100	Pass
			RB3#2	22.55	-5.1	-7.25	15.30	0.034	100	Pass
			RB3#3	22.54	-5.1	-7.25	15.29	0.034	100	Pass
			RB6#0	21.29	-5.1	-7.25	14.04	0.025	100	Pass
	HCH	QPSK	RB1#0	23.32	-5.1	-7.25	16.07	0.040	100	Pass
			RB1#3	23.33	-5.1	-7.25	16.08	0.041	100	Pass
			RB1#5	23.32	-5.1	-7.25	16.07	0.040	100	Pass
			RB3#0	23.34	-5.1	-7.25	16.09	0.041	100	Pass
			RB3#2	23.41	-5.1	-7.25	16.16	0.041	100	Pass
			RB3#3	23.37	-5.1	-7.25	16.12	0.041	100	Pass
			RB6#0	22.34	-5.1	-7.25	15.09	0.032	100	Pass
		16-QAM	RB1#0	22.38	-5.1	-7.25	15.13	0.033	100	Pass
			RB1#3	22.4	-5.1	-7.25	15.15	0.033	100	Pass

Test BW	Test Channel	Test Mode	Test RB (Size#Offset)	Conducted Output AV Power (dBm)	Antenna Gain (dBi)	Antenna Gain (dBd)	ERP (dBm)	ERP (W)	Limit (W)	Verdict
LTE BAND26 (Part90)										
			RB1#5	22.38	-5.1	-7.25	15.13	0.033	100	Pass
			RB3#0	22.49	-5.1	-7.25	15.24	0.033	100	Pass
			RB3#2	22.48	-5.1	-7.25	15.23	0.033	100	Pass
			RB3#3	22.48	-5.1	-7.25	15.23	0.033	100	Pass
			RB6#0	21.51	-5.1	-7.25	14.26	0.027	100	Pass
3 MHz	LCH	QPSK	RB1#0	23.45	-5.1	-7.25	16.20	0.042	100	Pass
			RB1#7	23.37	-5.1	-7.25	16.12	0.041	100	Pass
			RB1#14	23.33	-5.1	-7.25	16.08	0.041	100	Pass
			RB8#0	22.39	-5.1	-7.25	15.14	0.033	100	Pass
			RB8#4	22.37	-5.1	-7.25	15.12	0.033	100	Pass
			RB8#7	22.37	-5.1	-7.25	15.12	0.033	100	Pass
			RB15#0	22.39	-5.1	-7.25	15.14	0.033	100	Pass
		16-QAM	RB1#0	22.38	-5.1	-7.25	15.13	0.033	100	Pass
			RB1#7	22.29	-5.1	-7.25	15.04	0.032	100	Pass
			RB1#14	22.29	-5.1	-7.25	15.04	0.032	100	Pass
			RB8#0	21.55	-5.1	-7.25	14.30	0.027	100	Pass
			RB8#4	21.53	-5.1	-7.25	14.28	0.027	100	Pass
			RB8#7	21.53	-5.1	-7.25	14.28	0.027	100	Pass
			RB15#0	21.49	-5.1	-7.25	14.24	0.027	100	Pass
	MCH	QPSK	RB1#0	23.35	-5.1	-7.25	16.10	0.041	100	Pass
			RB1#7	23.31	-5.1	-7.25	16.06	0.040	100	Pass
			RB1#14	23.31	-5.1	-7.25	16.06	0.040	100	Pass
			RB8#0	22.39	-5.1	-7.25	15.14	0.033	100	Pass
			RB8#4	22.36	-5.1	-7.25	15.11	0.032	100	Pass
			RB8#7	22.33	-5.1	-7.25	15.08	0.032	100	Pass
			RB15#0	22.36	-5.1	-7.25	15.11	0.032	100	Pass
		16-QAM	RB1#0	22.77	-5.1	-7.25	15.52	0.036	100	Pass
			RB1#7	22.74	-5.1	-7.25	15.49	0.035	100	Pass
			RB1#14	22.73	-5.1	-7.25	15.48	0.035	100	Pass
			RB8#0	21.51	-5.1	-7.25	14.26	0.027	100	Pass
			RB8#4	21.49	-5.1	-7.25	14.24	0.027	100	Pass
			RB8#7	21.46	-5.1	-7.25	14.21	0.026	100	Pass
			RB15#0	21.42	-5.1	-7.25	14.17	0.026	100	Pass
	HCH	QPSK	RB1#0	23.3	-5.1	-7.25	16.05	0.040	100	Pass
			RB1#7	23.34	-5.1	-7.25	16.09	0.041	100	Pass
			RB1#14	23.35	-5.1	-7.25	16.10	0.041	100	Pass
			RB8#0	22.33	-5.1	-7.25	15.08	0.032	100	Pass
			RB8#4	22.34	-5.1	-7.25	15.09	0.032	100	Pass

Test BW	Test Channel	Test Mode	Test RB (Size#Offset)	Conducted Output AV Power (dBm)	Antenna Gain (dBi)	Antenna Gain (dBd)	ERP (dBm)	ERP (W)	Limit (W)	Verdict
LTE BAND26 (Part90)										
			RB8#7	22.33	-5.1	-7.25	15.08	0.032	100	Pass
			RB15#0	22.33	-5.1	-7.25	15.08	0.032	100	Pass
		16-QAM	RB1#0	22.41	-5.1	-7.25	15.16	0.033	100	Pass
			RB1#7	22.36	-5.1	-7.25	15.11	0.032	100	Pass
			RB1#14	22.39	-5.1	-7.25	15.14	0.033	100	Pass
			RB8#0	21.41	-5.1	-7.25	14.16	0.026	100	Pass
			RB8#4	21.43	-5.1	-7.25	14.18	0.026	100	Pass
			RB8#7	21.45	-5.1	-7.25	14.20	0.026	100	Pass
			RB15#0	21.37	-5.1	-7.25	14.12	0.026	100	Pass
5 MHz	LCH	QPSK	RB1#0	23.64	-5.1	-7.25	16.39	0.044	100	Pass
			RB1#13	23.52	-5.1	-7.25	16.27	0.042	100	Pass
			RB1#24	23.55	-5.1	-7.25	16.30	0.043	100	Pass
			RB12#0	22.43	-5.1	-7.25	15.18	0.033	100	Pass
			RB12#6	22.37	-5.1	-7.25	15.12	0.033	100	Pass
			RB12#13	22.38	-5.1	-7.25	15.13	0.033	100	Pass
			RB25#0	22.41	-5.1	-7.25	15.16	0.033	100	Pass
		16-QAM	RB1#0	22.79	-5.1	-7.25	15.54	0.036	100	Pass
			RB1#13	22.57	-5.1	-7.25	15.32	0.034	100	Pass
			RB1#24	22.74	-5.1	-7.25	15.49	0.035	100	Pass
			RB12#0	21.51	-5.1	-7.25	14.26	0.027	100	Pass
			RB12#6	21.47	-5.1	-7.25	14.22	0.026	100	Pass
			RB12#13	21.46	-5.1	-7.25	14.21	0.026	100	Pass
			RB25#0	21.5	-5.1	-7.25	14.25	0.027	100	Pass
	MCH	QPSK	RB1#0	23.49	-5.1	-7.25	16.24	0.042	100	Pass
			RB1#13	23.39	-5.1	-7.25	16.14	0.041	100	Pass
			RB1#24	23.47	-5.1	-7.25	16.22	0.042	100	Pass
			RB12#0	22.38	-5.1	-7.25	15.13	0.033	100	Pass
			RB12#6	22.36	-5.1	-7.25	15.11	0.032	100	Pass
			RB12#13	22.36	-5.1	-7.25	15.11	0.032	100	Pass
			RB25#0	22.4	-5.1	-7.25	15.15	0.033	100	Pass
		16-QAM	RB1#0	23.01	-5.1	-7.25	15.76	0.038	100	Pass
			RB1#13	22.88	-5.1	-7.25	15.63	0.037	100	Pass
			RB1#24	22.96	-5.1	-7.25	15.71	0.037	100	Pass
			RB12#0	21.53	-5.1	-7.25	14.28	0.027	100	Pass
			RB12#6	21.54	-5.1	-7.25	14.29	0.027	100	Pass
			RB12#13	21.51	-5.1	-7.25	14.26	0.027	100	Pass
			RB25#0	21.47	-5.1	-7.25	14.22	0.026	100	Pass
	HCH	QPSK	RB1#0	23.49	-5.1	-7.25	16.24	0.042	100	Pass

Test BW	Test Channel	Test Mode	Test RB (Size#Offset)	Conducted Output AV Power (dBm)	Antenna Gain (dBi)	Antenna Gain (dBd)	ERP (dBm)	ERP (W)	Limit (W)	Verdict
LTE BAND26 (Part90)										
			RB1#13	23.34	-5.1	-7.25	16.09	0.041	100	Pass
			RB1#24	23.45	-5.1	-7.25	16.20	0.042	100	Pass
			RB12#0	22.36	-5.1	-7.25	15.11	0.032	100	Pass
			RB12#6	22.34	-5.1	-7.25	15.09	0.032	100	Pass
			RB12#13	22.36	-5.1	-7.25	15.11	0.032	100	Pass
			RB25#0	22.41	-5.1	-7.25	15.16	0.033	100	Pass
		16-QAM	RB1#0	22.57	-5.1	-7.25	15.32	0.034	100	Pass
			RB1#13	22.48	-5.1	-7.25	15.23	0.033	100	Pass
			RB1#24	22.57	-5.1	-7.25	15.32	0.034	100	Pass
			RB12#0	21.44	-5.1	-7.25	14.19	0.026	100	Pass
			RB12#6	21.42	-5.1	-7.25	14.17	0.026	100	Pass
			RB12#13	21.43	-5.1	-7.25	14.18	0.026	100	Pass
			RB25#0	21.38	-5.1	-7.25	14.13	0.026	100	Pass
10 MHz	MCH	QPSK	RB1#0	23.47	-5.1	-7.25	16.22	0.042	100	Pass
			RB1#25	23.35	-5.1	-7.25	16.10	0.041	100	Pass
			RB1#49	23.42	-5.1	-7.25	16.17	0.041	100	Pass
			RB25#0	22.34	-5.1	-7.25	15.09	0.032	100	Pass
			RB25#13	22.35	-5.1	-7.25	15.10	0.032	100	Pass
			RB25#25	22.41	-5.1	-7.25	15.16	0.033	100	Pass
			RB50#0	22.43	-5.1	-7.25	15.18	0.033	100	Pass
		16-QAM	RB1#0	22.45	-5.1	-7.25	15.20	0.033	100	Pass
			RB1#25	22.29	-5.1	-7.25	15.04	0.032	100	Pass
			RB1#49	22.37	-5.1	-7.25	15.12	0.033	100	Pass
			RB25#0	21.41	-5.1	-7.25	14.16	0.026	100	Pass
			RB25#13	21.44	-5.1	-7.25	14.19	0.026	100	Pass
			RB25#25	21.46	-5.1	-7.25	14.21	0.026	100	Pass
			RB50#0	21.42	-5.1	-7.25	14.17	0.026	100	Pass

Test BW	Test Channel	Test Mode	Test RB (Size#Offset)	Conducted Output AV Power (dBm)	Antenna Gain (dBi)	Antenna Gain (dBd)	ERP (dBm)	ERP (W)	Limit (W)	Verdict
LTE BAND26 (Part 22)										
1.4 MHz	LCH	QPSK	RB1#0	23.32	-5.1	-7.25	16.07	0.040	7.000	Pass
			RB1#3	23.29	-5.1	-7.25	16.04	0.040	7.000	Pass
			RB1#5	23.33	-5.1	-7.25	16.08	0.041	7.000	Pass
			RB3#0	23.36	-5.1	-7.25	16.11	0.041	7.000	Pass
			RB3#2	23.38	-5.1	-7.25	16.13	0.041	7.000	Pass
			RB3#3	23.35	-5.1	-7.25	16.10	0.041	7.000	Pass
			RB6#0	22.32	-5.1	-7.25	15.07	0.032	7.000	Pass
		16-QAM	RB1#0	22.47	-5.1	-7.25	15.22	0.033	7.000	Pass
			RB1#3	22.46	-5.1	-7.25	15.21	0.033	7.000	Pass
			RB1#5	22.48	-5.1	-7.25	15.23	0.033	7.000	Pass
			RB3#0	22.39	-5.1	-7.25	15.14	0.033	7.000	Pass
			RB3#2	22.38	-5.1	-7.25	15.13	0.033	7.000	Pass
			RB3#3	22.4	-5.1	-7.25	15.15	0.033	7.000	Pass
			RB6#0	21.48	-5.1	-7.25	14.23	0.026	7.000	Pass
	MCH	QPSK	RB1#0	23.23	-5.1	-7.25	15.98	0.040	7.000	Pass
			RB1#3	23.15	-5.1	-7.25	15.90	0.039	7.000	Pass
			RB1#5	23.17	-5.1	-7.25	15.92	0.039	7.000	Pass
			RB3#0	23.28	-5.1	-7.25	16.03	0.040	7.000	Pass
			RB3#2	23.26	-5.1	-7.25	16.01	0.040	7.000	Pass
			RB3#3	23.25	-5.1	-7.25	16.00	0.040	7.000	Pass
			RB6#0	22.29	-5.1	-7.25	15.04	0.032	7.000	Pass
		16-QAM	RB1#0	22.67	-5.1	-7.25	15.42	0.035	7.000	Pass
			RB1#3	22.61	-5.1	-7.25	15.36	0.034	7.000	Pass
			RB1#5	22.64	-5.1	-7.25	15.39	0.035	7.000	Pass
			RB3#0	22.48	-5.1	-7.25	15.23	0.033	7.000	Pass
			RB3#2	22.45	-5.1	-7.25	15.20	0.033	7.000	Pass
			RB3#3	22.46	-5.1	-7.25	15.21	0.033	7.000	Pass
			RB6#0	21.16	-5.1	-7.25	13.91	0.025	7.000	Pass
	HCH	QPSK	RB1#0	23.33	-5.1	-7.25	16.08	0.041	7.000	Pass
			RB1#3	23.31	-5.1	-7.25	16.06	0.040	7.000	Pass
			RB1#5	23.27	-5.1	-7.25	16.02	0.040	7.000	Pass
			RB3#0	23.43	-5.1	-7.25	16.18	0.041	7.000	Pass
			RB3#2	23.42	-5.1	-7.25	16.17	0.041	7.000	Pass
			RB3#3	23.38	-5.1	-7.25	16.13	0.041	7.000	Pass
			RB6#0	22.41	-5.1	-7.25	15.16	0.033	7.000	Pass
		16-QAM	RB1#0	22.45	-5.1	-7.25	15.20	0.033	7.000	Pass
			RB1#3	22.42	-5.1	-7.25	15.17	0.033	7.000	Pass

Test BW	Test Channel	Test Mode	Test RB (Size#Offset)	Conducted Output AV Power (dBm)	Antenna Gain (dBi)	Antenna Gain (dBd)	ERP (dBm)	ERP (W)	Limit (W)	Verdict
LTE BAND26 (Part 22)										
			RB1#5	22.37	-5.1	-7.25	15.12	0.033	7.000	Pass
			RB3#0	22.52	-5.1	-7.25	15.27	0.034	7.000	Pass
			RB3#2	22.51	-5.1	-7.25	15.26	0.034	7.000	Pass
			RB3#3	22.48	-5.1	-7.25	15.23	0.033	7.000	Pass
			RB6#0	21.56	-5.1	-7.25	14.31	0.027	7.000	Pass
3 MHz	LCH	QPSK	RB1#0	23.31	-5.1	-7.25	16.06	0.040	7.000	Pass
			RB1#7	23.24	-5.1	-7.25	15.99	0.040	7.000	Pass
			RB1#14	23.2	-5.1	-7.25	15.95	0.039	7.000	Pass
			RB8#0	22.33	-5.1	-7.25	15.08	0.032	7.000	Pass
			RB8#4	22.3	-5.1	-7.25	15.05	0.032	7.000	Pass
			RB8#7	22.28	-5.1	-7.25	15.03	0.032	7.000	Pass
			RB15#0	22.28	-5.1	-7.25	15.03	0.032	7.000	Pass
		16-QAM	RB1#0	22.26	-5.1	-7.25	15.01	0.032	7.000	Pass
			RB1#7	22.22	-5.1	-7.25	14.97	0.031	7.000	Pass
			RB1#14	22.23	-5.1	-7.25	14.98	0.031	7.000	Pass
			RB8#0	21.48	-5.1	-7.25	14.23	0.026	7.000	Pass
			RB8#4	21.47	-5.1	-7.25	14.22	0.026	7.000	Pass
			RB8#7	21.45	-5.1	-7.25	14.20	0.026	7.000	Pass
			RB15#0	21.38	-5.1	-7.25	14.13	0.026	7.000	Pass
	MCH	QPSK	RB1#0	23.23	-5.1	-7.25	15.98	0.040	7.000	Pass
			RB1#7	23.19	-5.1	-7.25	15.94	0.039	7.000	Pass
			RB1#14	23.23	-5.1	-7.25	15.98	0.040	7.000	Pass
			RB8#0	22.28	-5.1	-7.25	15.03	0.032	7.000	Pass
			RB8#4	22.25	-5.1	-7.25	15.00	0.032	7.000	Pass
			RB8#7	22.29	-5.1	-7.25	15.04	0.032	7.000	Pass
			RB15#0	22.29	-5.1	-7.25	15.04	0.032	7.000	Pass
		16-QAM	RB1#0	22.66	-5.1	-7.25	15.41	0.035	7.000	Pass
			RB1#7	22.62	-5.1	-7.25	15.37	0.034	7.000	Pass
			RB1#14	22.68	-5.1	-7.25	15.43	0.035	7.000	Pass
			RB8#0	21.39	-5.1	-7.25	14.14	0.026	7.000	Pass
			RB8#4	21.34	-5.1	-7.25	14.09	0.026	7.000	Pass
			RB8#7	21.4	-5.1	-7.25	14.15	0.026	7.000	Pass
			RB15#0	21.32	-5.1	-7.25	14.07	0.026	7.000	Pass
	HCH	QPSK	RB1#0	23.35	-5.1	-7.25	16.10	0.041	7.000	Pass
			RB1#7	23.31	-5.1	-7.25	16.06	0.040	7.000	Pass
			RB1#14	23.29	-5.1	-7.25	16.04	0.040	7.000	Pass
			RB8#0	22.41	-5.1	-7.25	15.16	0.033	7.000	Pass
			RB8#4	22.39	-5.1	-7.25	15.14	0.033	7.000	Pass

Test BW	Test Channel	Test Mode	Test RB (Size#Offset)	Conducted Output AV Power (dBm)	Antenna Gain (dBi)	Antenna Gain (dBd)	ERP (dBm)	ERP (W)	Limit (W)	Verdict
LTE BAND26 (Part 22)										
			RB8#7	22.34	-5.1	-7.25	15.09	0.032	7.000	Pass
			RB15#0	22.34	-5.1	-7.25	15.09	0.032	7.000	Pass
		16-QAM	RB1#0	22.42	-5.1	-7.25	15.17	0.033	7.000	Pass
			RB1#7	22.39	-5.1	-7.25	15.14	0.033	7.000	Pass
			RB1#14	22.35	-5.1	-7.25	15.10	0.032	7.000	Pass
			RB8#0	21.47	-5.1	-7.25	14.22	0.026	7.000	Pass
			RB8#4	21.47	-5.1	-7.25	14.22	0.026	7.000	Pass
			RB8#7	21.41	-5.1	-7.25	14.16	0.026	7.000	Pass
			RB15#0	21.38	-5.1	-7.25	14.13	0.026	7.000	Pass
5 MHz	LCH	QPSK	RB1#0	23.59	-5.1	-7.25	16.34	0.043	7.000	Pass
			RB1#13	23.43	-5.1	-7.25	16.18	0.041	7.000	Pass
			RB1#24	23.51	-5.1	-7.25	16.26	0.042	7.000	Pass
			RB12#0	22.32	-5.1	-7.25	15.07	0.032	7.000	Pass
			RB12#6	22.32	-5.1	-7.25	15.07	0.032	7.000	Pass
			RB12#13	22.32	-5.1	-7.25	15.07	0.032	7.000	Pass
			RB25#0	22.34	-5.1	-7.25	15.09	0.032	7.000	Pass
		16-QAM	RB1#0	22.72	-5.1	-7.25	15.47	0.035	7.000	Pass
			RB1#13	22.49	-5.1	-7.25	15.24	0.033	7.000	Pass
			RB1#24	22.69	-5.1	-7.25	15.44	0.035	7.000	Pass
			RB12#0	21.43	-5.1	-7.25	14.18	0.026	7.000	Pass
			RB12#6	21.42	-5.1	-7.25	14.17	0.026	7.000	Pass
			RB12#13	21.39	-5.1	-7.25	14.14	0.026	7.000	Pass
			RB25#0	21.41	-5.1	-7.25	14.16	0.026	7.000	Pass
	MCH	QPSK	RB1#0	23.32	-5.1	-7.25	16.07	0.040	7.000	Pass
			RB1#13	23.28	-5.1	-7.25	16.03	0.040	7.000	Pass
			RB1#24	23.45	-5.1	-7.25	16.20	0.042	7.000	Pass
			RB12#0	22.33	-5.1	-7.25	15.08	0.032	7.000	Pass
			RB12#6	22.31	-5.1	-7.25	15.06	0.032	7.000	Pass
			RB12#13	22.31	-5.1	-7.25	15.06	0.032	7.000	Pass
			RB25#0	22.32	-5.1	-7.25	15.07	0.032	7.000	Pass
		16-QAM	RB1#0	22.87	-5.1	-7.25	15.62	0.036	7.000	Pass
			RB1#13	22.79	-5.1	-7.25	15.54	0.036	7.000	Pass
			RB1#24	23.01	-5.1	-7.25	15.76	0.038	7.000	Pass
			RB12#0	21.46	-5.1	-7.25	14.21	0.026	7.000	Pass
			RB12#6	21.43	-5.1	-7.25	14.18	0.026	7.000	Pass
			RB12#13	21.43	-5.1	-7.25	14.18	0.026	7.000	Pass
			RB25#0	21.39	-5.1	-7.25	14.14	0.026	7.000	Pass
	HCH	QPSK	RB1#0	23.54	-5.1	-7.25	16.29	0.043	7.000	Pass

Test BW	Test Channel	Test Mode	Test RB (Size#Offset)	Conducted Output AV Power (dBm)	Antenna Gain (dBi)	Antenna Gain (dBd)	ERP (dBm)	ERP (W)	Limit (W)	Verdict
LTE BAND26 (Part 22)										
			RB1#13	23.43	-5.1	-7.25	16.18	0.041	7.000	Pass
			RB1#24	23.47	-5.1	-7.25	16.22	0.042	7.000	Pass
			RB12#0	22.52	-5.1	-7.25	15.27	0.034	7.000	Pass
			RB12#6	22.42	-5.1	-7.25	15.17	0.033	7.000	Pass
			RB12#13	22.38	-5.1	-7.25	15.13	0.033	7.000	Pass
			RB25#0	22.4	-5.1	-7.25	15.15	0.033	7.000	Pass
		16-QAM	RB1#0	22.64	-5.1	-7.25	15.39	0.035	7.000	Pass
			RB1#13	22.46	-5.1	-7.25	15.21	0.033	7.000	Pass
			RB1#24	22.49	-5.1	-7.25	15.24	0.033	7.000	Pass
			RB12#0	21.58	-5.1	-7.25	14.33	0.027	7.000	Pass
			RB12#6	21.46	-5.1	-7.25	14.21	0.026	7.000	Pass
			RB12#13	21.41	-5.1	-7.25	14.16	0.026	7.000	Pass
			RB25#0	21.4	-5.1	-7.25	14.15	0.026	7.000	Pass
10 MHz	MCH	QPSK	RB1#0	23.35	-5.1	-7.25	16.10	0.041	7.000	Pass
			RB1#25	23.25	-5.1	-7.25	16.00	0.040	7.000	Pass
			RB1#49	23.31	-5.1	-7.25	16.06	0.040	7.000	Pass
			RB25#0	22.29	-5.1	-7.25	15.04	0.032	7.000	Pass
			RB25#13	22.28	-5.1	-7.25	15.03	0.032	7.000	Pass
			RB25#25	22.28	-5.1	-7.25	15.03	0.032	7.000	Pass
			RB50#0	22.3	-5.1	-7.25	15.05	0.032	7.000	Pass
		16-QAM	RB1#0	22.29	-5.1	-7.25	15.04	0.032	7.000	Pass
			RB1#25	22.18	-5.1	-7.25	14.93	0.031	7.000	Pass
			RB1#49	22.24	-5.1	-7.25	14.99	0.032	7.000	Pass
			RB25#0	21.36	-5.1	-7.25	14.11	0.026	7.000	Pass
			RB25#13	21.36	-5.1	-7.25	14.11	0.026	7.000	Pass
			RB25#25	21.3	-5.1	-7.25	14.05	0.025	7.000	Pass
			RB50#0	21.34	-5.1	-7.25	14.09	0.026	7.000	Pass
	MCH	QPSK	RB1#0	23.32	-5.1	-7.25	16.07	0.040	7.000	Pass
			RB1#25	23.21	-5.1	-7.25	15.96	0.039	7.000	Pass
			RB1#49	23.41	-5.1	-7.25	16.16	0.041	7.000	Pass
			RB25#0	22.29	-5.1	-7.25	15.04	0.032	7.000	Pass
			RB25#13	22.3	-5.1	-7.25	15.05	0.032	7.000	Pass
			RB25#25	22.25	-5.1	-7.25	15.00	0.032	7.000	Pass
			RB50#0	22.28	-5.1	-7.25	15.03	0.032	7.000	Pass
		16-QAM	RB1#0	22.69	-5.1	-7.25	15.44	0.035	7.000	Pass
			RB1#25	22.59	-5.1	-7.25	15.34	0.034	7.000	Pass
			RB1#49	22.8	-5.1	-7.25	15.55	0.036	7.000	Pass
			RB25#0	21.34	-5.1	-7.25	14.09	0.026	7.000	Pass

Test BW	Test Channel	Test Mode	Test RB (Size#Offset)	Conducted Output AV Power (dBm)	Antenna Gain (dBi)	Antenna Gain (dBd)	ERP (dBm)	ERP (W)	Limit (W)	Verdict
LTE BAND26 (Part 22)										
			RB25#13	21.35	-5.1	-7.25	14.10	0.026	7.000	Pass
			RB25#25	21.31	-5.1	-7.25	14.06	0.025	7.000	Pass
			RB50#0	21.31	-5.1	-7.25	14.06	0.025	7.000	Pass
	HCH	QPSK	RB1#0	23.34	-5.1	-7.25	16.09	0.041	7.000	Pass
			RB1#25	23.35	-5.1	-7.25	16.10	0.041	7.000	Pass
			RB1#49	23.39	-5.1	-7.25	16.14	0.041	7.000	Pass
			RB25#0	22.48	-5.1	-7.25	15.23	0.033	7.000	Pass
			RB25#13	22.33	-5.1	-7.25	15.08	0.032	7.000	Pass
			RB25#25	22.3	-5.1	-7.25	15.05	0.032	7.000	Pass
			RB50#0	22.4	-5.1	-7.25	15.15	0.033	7.000	Pass
		16-QAM	RB1#0	22.35	-5.1	-7.25	15.10	0.032	7.000	Pass
			RB1#25	22.31	-5.1	-7.25	15.06	0.032	7.000	Pass
			RB1#49	22.44	-5.1	-7.25	15.19	0.033	7.000	Pass
			RB25#0	21.57	-5.1	-7.25	14.32	0.027	7.000	Pass
			RB25#13	21.49	-5.1	-7.25	14.24	0.027	7.000	Pass
			RB25#25	21.41	-5.1	-7.25	14.16	0.026	7.000	Pass
			RB50#0	21.46	-5.1	-7.25	14.21	0.026	7.000	Pass
15 MHz	LCH	QPSK	RB1#0	23.22	-5.1	-7.25	15.97	0.040	7.000	Pass
			RB1#38	23.26	-5.1	-7.25	16.01	0.040	7.000	Pass
			RB1#74	23.29	-5.1	-7.25	16.04	0.040	7.000	Pass
			RB36#0	22.28	-5.1	-7.25	15.03	0.032	7.000	Pass
			RB36#19	22.23	-5.1	-7.25	14.98	0.031	7.000	Pass
			RB36#39	22.25	-5.1	-7.25	15.00	0.032	7.000	Pass
			RB75#0	22.28	-5.1	-7.25	15.03	0.032	7.000	Pass
		16-QAM	RB1#0	22.23	-5.1	-7.25	14.98	0.031	7.000	Pass
			RB1#38	22.18	-5.1	-7.25	14.93	0.031	7.000	Pass
			RB1#74	22.2	-5.1	-7.25	14.95	0.031	7.000	Pass
			RB36#0	21.29	-5.1	-7.25	14.04	0.025	7.000	Pass
			RB36#19	21.24	-5.1	-7.25	13.99	0.025	7.000	Pass
			RB36#39	21.23	-5.1	-7.25	13.98	0.025	7.000	Pass
			RB75#0	21.26	-5.1	-7.25	14.01	0.025	7.000	Pass
	MCH	QPSK	RB1#0	23.23	-5.1	-7.25	15.98	0.040	7.000	Pass
			RB1#38	23.2	-5.1	-7.25	15.95	0.039	7.000	Pass
			RB1#74	23.29	-5.1	-7.25	16.04	0.040	7.000	Pass
			RB36#0	22.27	-5.1	-7.25	15.02	0.032	7.000	Pass
			RB36#19	22.26	-5.1	-7.25	15.01	0.032	7.000	Pass
			RB36#39	22.26	-5.1	-7.25	15.01	0.032	7.000	Pass
			RB75#0	22.24	-5.1	-7.25	14.99	0.032	7.000	Pass

Test BW	Test Channel	Test Mode	Test RB (Size#Offset)	Conducted Output AV Power (dBm)	Antenna Gain (dBi)	Antenna Gain (dBd)	ERP (dBm)	ERP (W)	Limit (W)	Verdict
LTE BAND26 (Part 22)										
		16-QAM	RB1#0	22.63	-5.1	-7.25	15.38	0.035	7.000	Pass
			RB1#38	22.6	-5.1	-7.25	15.35	0.034	7.000	Pass
			RB1#74	22.7	-5.1	-7.25	15.45	0.035	7.000	Pass
			RB36#0	21.35	-5.1	-7.25	14.10	0.026	7.000	Pass
			RB36#19	21.29	-5.1	-7.25	14.04	0.025	7.000	Pass
			RB36#39	21.31	-5.1	-7.25	14.06	0.025	7.000	Pass
			RB75#0	21.26	-5.1	-7.25	14.01	0.025	7.000	Pass
	HCH	QPSK	RB1#0	23.13	-5.1	-7.25	15.88	0.039	7.000	Pass
			RB1#38	23.27	-5.1	-7.25	16.02	0.040	7.000	Pass
			RB1#74	23.27	-5.1	-7.25	16.02	0.040	7.000	Pass
			RB36#0	22.34	-5.1	-7.25	15.09	0.032	7.000	Pass
			RB36#19	22.32	-5.1	-7.25	15.07	0.032	7.000	Pass
			RB36#39	22.23	-5.1	-7.25	14.98	0.031	7.000	Pass
			RB75#0	22.29	-5.1	-7.25	15.04	0.032	7.000	Pass
		16-QAM	RB1#0	22.63	-5.1	-7.25	15.38	0.035	7.000	Pass
			RB1#38	22.69	-5.1	-7.25	15.44	0.035	7.000	Pass
			RB1#74	22.74	-5.1	-7.25	15.49	0.035	7.000	Pass
			RB36#0	21.34	-5.1	-7.25	14.09	0.026	7.000	Pass
			RB36#19	21.29	-5.1	-7.25	14.04	0.025	7.000	Pass
			RB36#39	21.26	-5.1	-7.25	14.01	0.025	7.000	Pass
			RB75#0	21.28	-5.1	-7.25	14.03	0.025	7.000	Pass

Test BW	Test Channel	Test Mode	Test RB (Size#Offset)	Conducted Output AV Power (dBm)	Antenna Gain (dBi)	EIRP (dBm)	EIRP (W)	Limit (W)	Verdict
LTE BAND38									
5 MHz	LCH	QPSK	RB1#0	23.7	1.3	25.00	0.316	2.00	Pass
			RB1#13	23.73	1.3	25.03	0.318	2.00	Pass
			RB1#24	23.7	1.3	25.00	0.316	2.00	Pass
			RB12#0	22.69	1.3	23.99	0.251	2.00	Pass
			RB12#6	22.65	1.3	23.95	0.248	2.00	Pass
			RB12#13	22.65	1.3	23.95	0.248	2.00	Pass
			RB25#0	22.68	1.3	23.98	0.250	2.00	Pass
		16-QAM	RB1#0	23.03	1.3	24.33	0.271	2.00	Pass
			RB1#13	23.05	1.3	24.35	0.272	2.00	Pass
			RB1#24	23.01	1.3	24.31	0.270	2.00	Pass
			RB12#0	21.78	1.3	23.08	0.203	2.00	Pass
			RB12#6	21.76	1.3	23.06	0.202	2.00	Pass
			RB12#13	21.74	1.3	23.04	0.201	2.00	Pass
			RB25#0	21.7	1.3	23.00	0.200	2.00	Pass
	MCH	QPSK	RB1#0	23.87	1.3	25.17	0.329	2.00	Pass
			RB1#13	23.87	1.3	25.17	0.329	2.00	Pass
			RB1#24	23.86	1.3	25.16	0.328	2.00	Pass
			RB12#0	22.77	1.3	24.07	0.255	2.00	Pass
			RB12#6	22.71	1.3	24.01	0.252	2.00	Pass
			RB12#13	22.69	1.3	23.99	0.251	2.00	Pass
			RB25#0	22.71	1.3	24.01	0.252	2.00	Pass
		16-QAM	RB1#0	22.95	1.3	24.25	0.266	2.00	Pass
			RB1#13	22.95	1.3	24.25	0.266	2.00	Pass
			RB1#24	22.91	1.3	24.21	0.264	2.00	Pass
			RB12#0	21.75	1.3	23.05	0.202	2.00	Pass
			RB12#6	21.7	1.3	23.00	0.200	2.00	Pass
			RB12#13	21.7	1.3	23.00	0.200	2.00	Pass
			RB25#0	21.73	1.3	23.03	0.201	2.00	Pass
	HCH	QPSK	RB1#0	23.7	1.3	25.00	0.316	2.00	Pass
			RB1#13	23.71	1.3	25.01	0.317	2.00	Pass
			RB1#24	23.72	1.3	25.02	0.318	2.00	Pass
			RB12#0	22.76	1.3	24.06	0.255	2.00	Pass
			RB12#6	22.73	1.3	24.03	0.253	2.00	Pass
			RB12#13	22.73	1.3	24.03	0.253	2.00	Pass
			RB25#0	22.76	1.3	24.06	0.255	2.00	Pass
		16-QAM	RB1#0	23.01	1.3	24.31	0.270	2.00	Pass
			RB1#13	23.03	1.3	24.33	0.271	2.00	Pass

Test BW	Test Channel	Test Mode	Test RB (Size#Offset)	Conducted Output AV Power (dBm)	Antenna Gain (dBi)	EIRP (dBm)	EIRP (W)	Limit (W)	Verdict
LTE BAND38									
			RB1#24	23.03	1.3	24.33	0.271	2.00	Pass
			RB12#0	21.71	1.3	23.01	0.200	2.00	Pass
			RB12#6	21.7	1.3	23.00	0.200	2.00	Pass
			RB12#13	21.68	1.3	22.98	0.199	2.00	Pass
			RB25#0	21.78	1.3	23.08	0.203	2.00	Pass
10 MHz	LCH	QPSK	RB1#0	23.65	1.3	24.95	0.313	2.00	Pass
			RB1#25	23.7	1.3	25.00	0.316	2.00	Pass
			RB1#49	23.66	1.3	24.96	0.313	2.00	Pass
			RB25#0	22.66	1.3	23.96	0.249	2.00	Pass
			RB25#13	22.68	1.3	23.98	0.250	2.00	Pass
			RB25#25	22.65	1.3	23.95	0.248	2.00	Pass
			RB50#0	22.69	1.3	23.99	0.251	2.00	Pass
		16-QAM	RB1#0	22.94	1.3	24.24	0.265	2.00	Pass
			RB1#25	22.97	1.3	24.27	0.267	2.00	Pass
			RB1#49	22.96	1.3	24.26	0.267	2.00	Pass
			RB25#0	21.68	1.3	22.98	0.199	2.00	Pass
			RB25#13	21.68	1.3	22.98	0.199	2.00	Pass
			RB25#25	21.65	1.3	22.95	0.197	2.00	Pass
			RB50#0	21.66	1.3	22.96	0.198	2.00	Pass
	MCH	QPSK	RB1#0	23.73	1.3	25.03	0.318	2.00	Pass
			RB1#25	23.74	1.3	25.04	0.319	2.00	Pass
			RB1#49	23.68	1.3	24.98	0.315	2.00	Pass
			RB25#0	22.73	1.3	24.03	0.253	2.00	Pass
			RB25#13	22.71	1.3	24.01	0.252	2.00	Pass
			RB25#25	22.64	1.3	23.94	0.248	2.00	Pass
			RB50#0	22.71	1.3	24.01	0.252	2.00	Pass
		16-QAM	RB1#0	23.09	1.3	24.39	0.275	2.00	Pass
			RB1#25	23.12	1.3	24.42	0.277	2.00	Pass
			RB1#49	23.04	1.3	24.34	0.272	2.00	Pass
			RB25#0	21.73	1.3	23.03	0.201	2.00	Pass
			RB25#13	21.73	1.3	23.03	0.201	2.00	Pass
			RB25#25	21.65	1.3	22.95	0.197	2.00	Pass
			RB50#0	21.71	1.3	23.01	0.200	2.00	Pass
	HCH	QPSK	RB1#0	23.72	1.3	25.02	0.318	2.00	Pass
			RB1#25	23.7	1.3	25.00	0.316	2.00	Pass
			RB1#49	23.7	1.3	25.00	0.316	2.00	Pass
			RB25#0	22.7	1.3	24.00	0.251	2.00	Pass
			RB25#13	22.67	1.3	23.97	0.249	2.00	Pass

Test BW	Test Channel	Test Mode	Test RB (Size#Offset)	Conducted Output AV Power (dBm)	Antenna Gain (dBi)	EIRP (dBm)	EIRP (W)	Limit (W)	Verdict
LTE BAND38									
			RB25#25	22.7	1.3	24.00	0.251	2.00	Pass
			RB50#0	22.73	1.3	24.03	0.253	2.00	Pass
		16-QAM	RB1#0	23.11	1.3	24.41	0.276	2.00	Pass
			RB1#25	23.1	1.3	24.40	0.275	2.00	Pass
			RB1#49	23.08	1.3	24.38	0.274	2.00	Pass
			RB25#0	21.74	1.3	23.04	0.201	2.00	Pass
			RB25#13	21.71	1.3	23.01	0.200	2.00	Pass
			RB25#25	21.75	1.3	23.05	0.202	2.00	Pass
			RB50#0	21.74	1.3	23.04	0.201	2.00	Pass
15 MHz	LCH	QPSK	RB1#0	23.57	1.3	24.87	0.307	2.00	Pass
			RB1#38	23.64	1.3	24.94	0.312	2.00	Pass
			RB1#74	23.64	1.3	24.94	0.312	2.00	Pass
			RB36#0	22.58	1.3	23.88	0.244	2.00	Pass
			RB36#19	22.57	1.3	23.87	0.244	2.00	Pass
			RB36#39	22.61	1.3	23.91	0.246	2.00	Pass
			RB75#0	22.61	1.3	23.91	0.246	2.00	Pass
		16-QAM	RB1#0	22.86	1.3	24.16	0.261	2.00	Pass
			RB1#38	22.93	1.3	24.23	0.265	2.00	Pass
			RB1#74	22.93	1.3	24.23	0.265	2.00	Pass
			RB36#0	21.58	1.3	22.88	0.194	2.00	Pass
			RB36#19	21.58	1.3	22.88	0.194	2.00	Pass
			RB36#39	21.6	1.3	22.90	0.195	2.00	Pass
			RB75#0	21.61	1.3	22.91	0.195	2.00	Pass
	MCH	QPSK	RB1#0	23.65	1.3	24.95	0.313	2.00	Pass
			RB1#38	23.68	1.3	24.98	0.315	2.00	Pass
			RB1#74	23.56	1.3	24.86	0.306	2.00	Pass
			RB36#0	22.68	1.3	23.98	0.250	2.00	Pass
			RB36#19	22.65	1.3	23.95	0.248	2.00	Pass
			RB36#39	22.61	1.3	23.91	0.246	2.00	Pass
			RB75#0	22.64	1.3	23.94	0.248	2.00	Pass
		16-QAM	RB1#0	23.06	1.3	24.36	0.273	2.00	Pass
			RB1#38	23.1	1.3	24.40	0.275	2.00	Pass
			RB1#74	22.98	1.3	24.28	0.268	2.00	Pass
			RB36#0	21.67	1.3	22.97	0.198	2.00	Pass
			RB36#19	21.65	1.3	22.95	0.197	2.00	Pass
			RB36#39	21.61	1.3	22.91	0.195	2.00	Pass
			RB75#0	21.64	1.3	22.94	0.197	2.00	Pass
	HCH	QPSK	RB1#0	23.67	1.3	24.97	0.314	2.00	Pass

Test BW	Test Channel	Test Mode	Test RB (Size#Offset)	Conducted Output AV Power (dBm)	Antenna Gain (dBi)	EIRP (dBm)	EIRP (W)	Limit (W)	Verdict
LTE BAND38									
			RB1#38	23.73	1.3	25.03	0.318	2.00	Pass
			RB1#74	23.64	1.3	24.94	0.312	2.00	Pass
			RB36#0	22.67	1.3	23.97	0.249	2.00	Pass
			RB36#19	22.65	1.3	23.95	0.248	2.00	Pass
			RB36#39	22.64	1.3	23.94	0.248	2.00	Pass
			RB75#0	22.66	1.3	23.96	0.249	2.00	Pass
		16-QAM	RB1#0	22.97	1.3	24.27	0.267	2.00	Pass
			RB1#38	23	1.3	24.30	0.269	2.00	Pass
			RB1#74	22.93	1.3	24.23	0.265	2.00	Pass
			RB36#0	21.72	1.3	23.02	0.200	2.00	Pass
			RB36#19	21.68	1.3	22.98	0.199	2.00	Pass
			RB36#39	21.66	1.3	22.96	0.198	2.00	Pass
			RB75#0	21.65	1.3	22.95	0.197	2.00	Pass
20 MHz	LCH	QPSK	RB1#0	23.48	1.3	24.78	0.301	2.00	Pass
			RB1#50	23.65	1.3	24.95	0.313	2.00	Pass
			RB1#99	23.54	1.3	24.84	0.305	2.00	Pass
			RB50#0	22.61	1.3	23.91	0.246	2.00	Pass
			RB50#25	22.62	1.3	23.92	0.247	2.00	Pass
			RB50#50	22.61	1.3	23.91	0.246	2.00	Pass
			RB100#0	22.63	1.3	23.93	0.247	2.00	Pass
		16-QAM	RB1#0	22.81	1.3	24.11	0.258	2.00	Pass
			RB1#50	22.96	1.3	24.26	0.267	2.00	Pass
			RB1#99	22.88	1.3	24.18	0.262	2.00	Pass
			RB50#0	21.58	1.3	22.88	0.194	2.00	Pass
			RB50#25	21.62	1.3	22.92	0.196	2.00	Pass
			RB50#50	21.58	1.3	22.88	0.194	2.00	Pass
			RB100#0	21.6	1.3	22.90	0.195	2.00	Pass
	MCH	QPSK	RB1#0	23.56	1.3	24.86	0.306	2.00	Pass
			RB1#50	23.71	1.3	25.01	0.317	2.00	Pass
			RB1#99	23.54	1.3	24.84	0.305	2.00	Pass
			RB50#0	22.7	1.3	24.00	0.251	2.00	Pass
			RB50#25	22.7	1.3	24.00	0.251	2.00	Pass
			RB50#50	22.66	1.3	23.96	0.249	2.00	Pass
			RB100#0	22.66	1.3	23.96	0.249	2.00	Pass
		16-QAM	RB1#0	22.7	1.3	24.00	0.251	2.00	Pass
			RB1#50	22.83	1.3	24.13	0.259	2.00	Pass
			RB1#99	22.68	1.3	23.98	0.250	2.00	Pass
			RB50#0	21.7	1.3	23.00	0.200	2.00	Pass

Test BW	Test Channel	Test Mode	Test RB (Size#Offset)	Conducted Output AV Power (dBm)	Antenna Gain (dBi)	EIRP (dBm)	EIRP (W)	Limit (W)	Verdict
LTE BAND38									
			RB50#25	21.7	1.3	23.00	0.200	2.00	Pass
			RB50#50	21.63	1.3	22.93	0.196	2.00	Pass
			RB100#0	21.63	1.3	22.93	0.196	2.00	Pass
	HCH	QPSK	RB1#0	23.66	1.3	24.96	0.313	2.00	Pass
			RB1#50	23.77	1.3	25.07	0.321	2.00	Pass
			RB1#99	23.62	1.3	24.92	0.310	2.00	Pass
			RB50#0	22.72	1.3	24.02	0.252	2.00	Pass
			RB50#25	22.71	1.3	24.01	0.252	2.00	Pass
			RB50#50	22.65	1.3	23.95	0.248	2.00	Pass
			RB100#0	22.67	1.3	23.97	0.249	2.00	Pass
		16-QAM	RB1#0	23.06	1.3	24.36	0.273	2.00	Pass
			RB1#50	23.15	1.3	24.45	0.279	2.00	Pass
			RB1#99	23.01	1.3	24.31	0.270	2.00	Pass
			RB50#0	21.74	1.3	23.04	0.201	2.00	Pass
			RB50#25	21.73	1.3	23.03	0.201	2.00	Pass
			RB50#50	21.68	1.3	22.98	0.199	2.00	Pass
			RB100#0	21.65	1.3	22.95	0.197	2.00	Pass

Test BW	Test Channel	Test Mode	Test RB (Size#Offset)	Conducted Output AV Power (dBm)	Antenna Gain (dBi)	EIRP (dBm)	EIRP (W)	Limit (W)	Verdict
LTE BAND41									
5 MHz	LCH	QPSK	RB1#0	23.81	1.4	25.21	0.332	2.00	Pass
			RB1#13	23.83	1.4	25.23	0.333	2.00	Pass
			RB1#24	23.83	1.4	25.23	0.333	2.00	Pass
			RB12#0	22.67	1.4	24.07	0.255	2.00	Pass
			RB12#6	22.64	1.4	24.04	0.254	2.00	Pass
			RB12#13	22.66	1.4	24.06	0.255	2.00	Pass
			RB25#0	22.68	1.4	24.08	0.256	2.00	Pass
		16-QAM	RB1#0	22.89	1.4	24.29	0.269	2.00	Pass
			RB1#13	22.91	1.4	24.31	0.270	2.00	Pass
			RB1#24	22.91	1.4	24.31	0.270	2.00	Pass
			RB12#0	21.71	1.4	23.11	0.205	2.00	Pass
			RB12#6	21.67	1.4	23.07	0.203	2.00	Pass
			RB12#13	21.7	1.4	23.10	0.204	2.00	Pass
			RB25#0	21.67	1.4	23.07	0.203	2.00	Pass
	MCH	QPSK	RB1#0	23.72	1.4	25.12	0.325	2.00	Pass
			RB1#13	23.71	1.4	25.11	0.324	2.00	Pass
			RB1#24	23.7	1.4	25.10	0.324	2.00	Pass
			RB12#0	22.69	1.4	24.09	0.256	2.00	Pass
			RB12#6	22.65	1.4	24.05	0.254	2.00	Pass
			RB12#13	22.62	1.4	24.02	0.252	2.00	Pass
			RB25#0	22.65	1.4	24.05	0.254	2.00	Pass
		16-QAM	RB1#0	23	1.4	24.40	0.275	2.00	Pass
			RB1#13	23	1.4	24.40	0.275	2.00	Pass
			RB1#24	22.98	1.4	24.38	0.274	2.00	Pass
			RB12#0	21.65	1.4	23.05	0.202	2.00	Pass
			RB12#6	21.62	1.4	23.02	0.200	2.00	Pass
			RB12#13	21.61	1.4	23.01	0.200	2.00	Pass
			RB25#0	21.69	1.4	23.09	0.204	2.00	Pass
	HCH	QPSK	RB1#0	23.69	1.4	25.09	0.323	2.00	Pass
			RB1#13	23.71	1.4	25.11	0.324	2.00	Pass
			RB1#24	23.71	1.4	25.11	0.324	2.00	Pass
			RB12#0	22.68	1.4	24.08	0.256	2.00	Pass
			RB12#6	22.65	1.4	24.05	0.254	2.00	Pass
			RB12#13	22.64	1.4	24.04	0.254	2.00	Pass
			RB25#0	22.69	1.4	24.09	0.256	2.00	Pass
		16-QAM	RB1#0	23.01	1.4	24.41	0.276	2.00	Pass
			RB1#13	23.01	1.4	24.41	0.276	2.00	Pass

Test BW	Test Channel	Test Mode	Test RB (Size#Offset)	Conducted Output AV Power (dBm)	Antenna Gain (dBi)	EIRP (dBm)	EIRP (W)	Limit (W)	Verdict
LTE BAND41									
			RB1#24	23.02	1.4	24.42	0.277	2.00	Pass
			RB12#0	21.77	1.4	23.17	0.207	2.00	Pass
			RB12#6	21.74	1.4	23.14	0.206	2.00	Pass
			RB12#13	21.72	1.4	23.12	0.205	2.00	Pass
			RB25#0	21.67	1.4	23.07	0.203	2.00	Pass
10 MHz	LCH	QPSK	RB1#0	23.66	1.4	25.06	0.321	2.00	Pass
			RB1#25	23.73	1.4	25.13	0.326	2.00	Pass
			RB1#49	23.72	1.4	25.12	0.325	2.00	Pass
			RB25#0	22.65	1.4	24.05	0.254	2.00	Pass
			RB25#13	22.72	1.4	24.12	0.258	2.00	Pass
			RB25#25	22.72	1.4	24.12	0.258	2.00	Pass
			RB50#0	22.73	1.4	24.13	0.259	2.00	Pass
		16-QAM	RB1#0	22.95	1.4	24.35	0.272	2.00	Pass
			RB1#25	23.02	1.4	24.42	0.277	2.00	Pass
			RB1#49	22.98	1.4	24.38	0.274	2.00	Pass
			RB25#0	21.69	1.4	23.09	0.204	2.00	Pass
			RB25#13	21.72	1.4	23.12	0.205	2.00	Pass
			RB25#25	21.74	1.4	23.14	0.206	2.00	Pass
			RB50#0	21.69	1.4	23.09	0.204	2.00	Pass
	MCH	QPSK	RB1#0	23.73	1.4	25.13	0.326	2.00	Pass
			RB1#25	23.74	1.4	25.14	0.327	2.00	Pass
			RB1#49	23.65	1.4	25.05	0.320	2.00	Pass
			RB25#0	22.7	1.4	24.10	0.257	2.00	Pass
			RB25#13	22.66	1.4	24.06	0.255	2.00	Pass
			RB25#25	22.66	1.4	24.06	0.255	2.00	Pass
			RB50#0	22.7	1.4	24.10	0.257	2.00	Pass
		16-QAM	RB1#0	23.1	1.4	24.50	0.282	2.00	Pass
			RB1#25	23.12	1.4	24.52	0.283	2.00	Pass
			RB1#49	23.06	1.4	24.46	0.279	2.00	Pass
			RB25#0	21.67	1.4	23.07	0.203	2.00	Pass
			RB25#13	21.65	1.4	23.05	0.202	2.00	Pass
			RB25#25	21.65	1.4	23.05	0.202	2.00	Pass
			RB50#0	21.69	1.4	23.09	0.204	2.00	Pass
	HCH	QPSK	RB1#0	23.61	1.4	25.01	0.317	2.00	Pass
			RB1#25	23.68	1.4	25.08	0.322	2.00	Pass
			RB1#49	23.65	1.4	25.05	0.320	2.00	Pass
			RB25#0	22.63	1.4	24.03	0.253	2.00	Pass
			RB25#13	22.66	1.4	24.06	0.255	2.00	Pass

Test BW	Test Channel	Test Mode	Test RB (Size#Offset)	Conducted Output AV Power (dBm)	Antenna Gain (dBi)	EIRP (dBm)	EIRP (W)	Limit (W)	Verdict
LTE BAND41									
			RB25#25	22.65	1.4	24.05	0.254	2.00	Pass
			RB50#0	22.65	1.4	24.05	0.254	2.00	Pass
		16-QAM	RB1#0	23.03	1.4	24.43	0.277	2.00	Pass
			RB1#25	23.09	1.4	24.49	0.281	2.00	Pass
			RB1#49	23.1	1.4	24.50	0.282	2.00	Pass
			RB25#0	21.7	1.4	23.10	0.204	2.00	Pass
			RB25#13	21.69	1.4	23.09	0.204	2.00	Pass
			RB25#25	21.68	1.4	23.08	0.203	2.00	Pass
			RB50#0	21.69	1.4	23.09	0.204	2.00	Pass
15 MHz	LCH	QPSK	RB1#0	23.58	1.4	24.98	0.315	2.00	Pass
			RB1#38	23.69	1.4	25.09	0.323	2.00	Pass
			RB1#74	23.64	1.4	25.04	0.319	2.00	Pass
			RB36#0	22.61	1.4	24.01	0.252	2.00	Pass
			RB36#19	22.64	1.4	24.04	0.254	2.00	Pass
			RB36#39	22.68	1.4	24.08	0.256	2.00	Pass
			RB75#0	22.67	1.4	24.07	0.255	2.00	Pass
		16-QAM	RB1#0	22.86	1.4	24.26	0.267	2.00	Pass
			RB1#38	23.01	1.4	24.41	0.276	2.00	Pass
			RB1#74	22.92	1.4	24.32	0.270	2.00	Pass
			RB36#0	21.61	1.4	23.01	0.200	2.00	Pass
			RB36#19	21.63	1.4	23.03	0.201	2.00	Pass
			RB36#39	21.64	1.4	23.04	0.201	2.00	Pass
			RB75#0	21.65	1.4	23.05	0.202	2.00	Pass
	MCH	QPSK	RB1#0	23.64	1.4	25.04	0.319	2.00	Pass
			RB1#38	23.69	1.4	25.09	0.323	2.00	Pass
			RB1#74	23.59	1.4	24.99	0.316	2.00	Pass
			RB36#0	22.64	1.4	24.04	0.254	2.00	Pass
			RB36#19	22.62	1.4	24.02	0.252	2.00	Pass
			RB36#39	22.6	1.4	24.00	0.251	2.00	Pass
			RB75#0	22.67	1.4	24.07	0.255	2.00	Pass
		16-QAM	RB1#0	23.09	1.4	24.49	0.281	2.00	Pass
			RB1#38	23.11	1.4	24.51	0.282	2.00	Pass
			RB1#74	23	1.4	24.40	0.275	2.00	Pass
			RB36#0	21.62	1.4	23.02	0.200	2.00	Pass
			RB36#19	21.59	1.4	22.99	0.199	2.00	Pass
			RB36#39	21.59	1.4	22.99	0.199	2.00	Pass
			RB75#0	21.66	1.4	23.06	0.202	2.00	Pass
	HCH	QPSK	RB1#0	23.55	1.4	24.95	0.313	2.00	Pass

Test BW	Test Channel	Test Mode	Test RB (Size#Offset)	Conducted Output AV Power (dBm)	Antenna Gain (dBi)	EIRP (dBm)	EIRP (W)	Limit (W)	Verdict
LTE BAND41									
			RB1#38	23.67	1.4	25.07	0.321	2.00	Pass
			RB1#74	23.64	1.4	25.04	0.319	2.00	Pass
			RB36#0	22.59	1.4	23.99	0.251	2.00	Pass
			RB36#19	22.64	1.4	24.04	0.254	2.00	Pass
			RB36#39	22.62	1.4	24.02	0.252	2.00	Pass
			RB75#0	22.62	1.4	24.02	0.252	2.00	Pass
		16-QAM	RB1#0	22.88	1.4	24.28	0.268	2.00	Pass
			RB1#38	22.97	1.4	24.37	0.274	2.00	Pass
			RB1#74	22.93	1.4	24.33	0.271	2.00	Pass
			RB36#0	21.61	1.4	23.01	0.200	2.00	Pass
			RB36#19	21.66	1.4	23.06	0.202	2.00	Pass
			RB36#39	21.64	1.4	23.04	0.201	2.00	Pass
			RB75#0	21.62	1.4	23.02	0.200	2.00	Pass
20 MHz	LCH	QPSK	RB1#0	23.56	1.4	24.96	0.313	2.00	Pass
			RB1#50	23.73	1.4	25.13	0.326	2.00	Pass
			RB1#99	23.65	1.4	25.05	0.320	2.00	Pass
			RB50#0	22.63	1.4	24.03	0.253	2.00	Pass
			RB50#25	22.73	1.4	24.13	0.259	2.00	Pass
			RB50#50	22.75	1.4	24.15	0.260	2.00	Pass
			RB100#0	22.7	1.4	24.10	0.257	2.00	Pass
		16-QAM	RB1#0	22.91	1.4	24.31	0.270	2.00	Pass
			RB1#50	23.07	1.4	24.47	0.280	2.00	Pass
			RB1#99	22.98	1.4	24.38	0.274	2.00	Pass
			RB50#0	21.6	1.4	23.00	0.200	2.00	Pass
			RB50#25	21.69	1.4	23.09	0.204	2.00	Pass
			RB50#50	21.72	1.4	23.12	0.205	2.00	Pass
			RB100#0	21.67	1.4	23.07	0.203	2.00	Pass
	MCH	QPSK	RB1#0	23.54	1.4	24.94	0.312	2.00	Pass
			RB1#50	23.68	1.4	25.08	0.322	2.00	Pass
			RB1#99	23.48	1.4	24.88	0.308	2.00	Pass
			RB50#0	22.64	1.4	24.04	0.254	2.00	Pass
			RB50#25	22.68	1.4	24.08	0.256	2.00	Pass
			RB50#50	22.62	1.4	24.02	0.252	2.00	Pass
			RB100#0	22.64	1.4	24.04	0.254	2.00	Pass
		16-QAM	RB1#0	22.73	1.4	24.13	0.259	2.00	Pass
			RB1#50	22.86	1.4	24.26	0.267	2.00	Pass
			RB1#99	22.67	1.4	24.07	0.255	2.00	Pass
			RB50#0	21.63	1.4	23.03	0.201	2.00	Pass

Test BW	Test Channel	Test Mode	Test RB (Size#Offset)	Conducted Output AV Power (dBm)	Antenna Gain (dBi)	EIRP (dBm)	EIRP (W)	Limit (W)	Verdict
LTE BAND41									
			RB50#25	21.69	1.4	23.09	0.204	2.00	Pass
			RB50#50	21.6	1.4	23.00	0.200	2.00	Pass
			RB100#0	21.61	1.4	23.01	0.200	2.00	Pass
	HCH	QPSK	RB1#0	23.63	1.4	25.03	0.318	2.00	Pass
			RB1#50	23.7	1.4	25.10	0.324	2.00	Pass
			RB1#99	23.63	1.4	25.03	0.318	2.00	Pass
			RB50#0	22.63	1.4	24.03	0.253	2.00	Pass
			RB50#25	22.69	1.4	24.09	0.256	2.00	Pass
			RB50#50	22.63	1.4	24.03	0.253	2.00	Pass
			RB100#0	22.63	1.4	24.03	0.253	2.00	Pass
		16-QAM	RB1#0	23	1.4	24.40	0.275	2.00	Pass
			RB1#50	23.13	1.4	24.53	0.284	2.00	Pass
			RB1#99	23.09	1.4	24.49	0.281	2.00	Pass
			RB50#0	21.65	1.4	23.05	0.202	2.00	Pass
			RB50#25	21.71	1.4	23.11	0.205	2.00	Pass
			RB50#50	21.63	1.4	23.03	0.201	2.00	Pass
			RB100#0	21.61	1.4	23.01	0.200	2.00	Pass

Test BW	Test Channel	Test Mode	Test RB (Size#Offset)	Conducted Output AV Power (dBm)	Antenna Gain (dBi)	EIRP (dBm)	EIRP (W)	Limit (W)	Verdict
LTE BAND66									
1.4 MHz	LCH	QPSK	RB1#0	23.45	0.9	24.35	0.272	1.00	Pass
			RB1#3	23.45	0.9	24.35	0.272	1.00	Pass
			RB1#5	23.47	0.9	24.37	0.274	1.00	Pass
			RB3#0	23.53	0.9	24.43	0.277	1.00	Pass
			RB3#2	23.56	0.9	24.46	0.279	1.00	Pass
			RB3#3	23.53	0.9	24.43	0.277	1.00	Pass
			RB6#0	22.56	0.9	23.46	0.222	1.00	Pass
		16-QAM	RB1#0	22.64	0.9	23.54	0.226	1.00	Pass
			RB1#3	22.67	0.9	23.57	0.228	1.00	Pass
			RB1#5	22.67	0.9	23.57	0.228	1.00	Pass
			RB3#0	22.59	0.9	23.49	0.223	1.00	Pass
			RB3#2	22.6	0.9	23.50	0.224	1.00	Pass
			RB3#3	22.62	0.9	23.52	0.225	1.00	Pass
			RB6#0	21.69	0.9	22.59	0.182	1.00	Pass
	MCH	QPSK	RB1#0	23.45	0.9	24.35	0.272	1.00	Pass
			RB1#3	23.45	0.9	24.35	0.272	1.00	Pass
			RB1#5	23.41	0.9	24.31	0.270	1.00	Pass
			RB3#0	23.53	0.9	24.43	0.277	1.00	Pass
			RB3#2	23.51	0.9	24.41	0.276	1.00	Pass
			RB3#3	23.52	0.9	24.42	0.277	1.00	Pass
			RB6#0	22.56	0.9	23.46	0.222	1.00	Pass
		16-QAM	RB1#0	22.94	0.9	23.84	0.242	1.00	Pass
			RB1#3	22.9	0.9	23.80	0.240	1.00	Pass
			RB1#5	22.91	0.9	23.81	0.240	1.00	Pass
			RB3#0	22.78	0.9	23.68	0.233	1.00	Pass
			RB3#2	22.72	0.9	23.62	0.230	1.00	Pass
			RB3#3	22.73	0.9	23.63	0.231	1.00	Pass
			RB6#0	21.42	0.9	22.32	0.171	1.00	Pass
	HCH	QPSK	RB1#0	23.43	0.9	24.33	0.271	1.00	Pass
			RB1#3	23.49	0.9	24.39	0.275	1.00	Pass
			RB1#5	23.49	0.9	24.39	0.275	1.00	Pass
			RB3#0	23.6	0.9	24.50	0.282	1.00	Pass
			RB3#2	23.64	0.9	24.54	0.284	1.00	Pass
			RB3#3	23.59	0.9	24.49	0.281	1.00	Pass
			RB6#0	22.6	0.9	23.50	0.224	1.00	Pass
		16-QAM	RB1#0	22.46	0.9	23.36	0.217	1.00	Pass
			RB1#3	22.48	0.9	23.38	0.218	1.00	Pass

Test BW	Test Channel	Test Mode	Test RB (Size#Offset)	Conducted Output AV Power (dBm)	Antenna Gain (dBi)	EIRP (dBm)	EIRP (W)	Limit (W)	Verdict
LTE BAND66									
			RB1#5	22.53	0.9	23.43	0.220	1.00	Pass
			RB3#0	22.66	0.9	23.56	0.227	1.00	Pass
			RB3#2	22.68	0.9	23.58	0.228	1.00	Pass
			RB3#3	22.65	0.9	23.55	0.226	1.00	Pass
			RB6#0	21.71	0.9	22.61	0.182	1.00	Pass
3 MHz	LCH	QPSK	RB1#0	23.59	0.9	24.49	0.281	1.00	Pass
			RB1#7	23.58	0.9	24.48	0.281	1.00	Pass
			RB1#14	23.62	0.9	24.52	0.283	1.00	Pass
			RB8#0	22.53	0.9	23.43	0.220	1.00	Pass
			RB8#4	22.55	0.9	23.45	0.221	1.00	Pass
			RB8#7	22.55	0.9	23.45	0.221	1.00	Pass
			RB15#0	22.55	0.9	23.45	0.221	1.00	Pass
		16-QAM	RB1#0	22.5	0.9	23.40	0.219	1.00	Pass
			RB1#7	22.51	0.9	23.41	0.219	1.00	Pass
			RB1#14	22.52	0.9	23.42	0.220	1.00	Pass
			RB8#0	21.67	0.9	22.57	0.181	1.00	Pass
			RB8#4	21.67	0.9	22.57	0.181	1.00	Pass
			RB8#7	21.67	0.9	22.57	0.181	1.00	Pass
			RB15#0	21.59	0.9	22.49	0.177	1.00	Pass
	MCH	QPSK	RB1#0	23.47	0.9	24.37	0.274	1.00	Pass
			RB1#7	23.48	0.9	24.38	0.274	1.00	Pass
			RB1#14	23.44	0.9	24.34	0.272	1.00	Pass
			RB8#0	22.51	0.9	23.41	0.219	1.00	Pass
			RB8#4	22.49	0.9	23.39	0.218	1.00	Pass
			RB8#7	22.5	0.9	23.40	0.219	1.00	Pass
			RB15#0	22.49	0.9	23.39	0.218	1.00	Pass
		16-QAM	RB1#0	22.92	0.9	23.82	0.241	1.00	Pass
			RB1#7	22.94	0.9	23.84	0.242	1.00	Pass
			RB1#14	22.91	0.9	23.81	0.240	1.00	Pass
			RB8#0	21.64	0.9	22.54	0.179	1.00	Pass
			RB8#4	21.59	0.9	22.49	0.177	1.00	Pass
			RB8#7	21.58	0.9	22.48	0.177	1.00	Pass
			RB15#0	21.56	0.9	22.46	0.176	1.00	Pass
	HCH	QPSK	RB1#0	23.49	0.9	24.39	0.275	1.00	Pass
			RB1#7	23.45	0.9	24.35	0.272	1.00	Pass
			RB1#14	23.51	0.9	24.41	0.276	1.00	Pass
			RB8#0	22.52	0.9	23.42	0.220	1.00	Pass
			RB8#4	22.54	0.9	23.44	0.221	1.00	Pass

Test BW	Test Channel	Test Mode	Test RB (Size#Offset)	Conducted Output AV Power (dBm)	Antenna Gain (dBi)	EIRP (dBm)	EIRP (W)	Limit (W)	Verdict
LTE BAND66									
			RB8#7	22.51	0.9	23.41	0.219	1.00	Pass
			RB15#0	22.53	0.9	23.43	0.220	1.00	Pass
		16-QAM	RB1#0	22.53	0.9	23.43	0.220	1.00	Pass
			RB1#7	22.45	0.9	23.35	0.216	1.00	Pass
			RB1#14	22.52	0.9	23.42	0.220	1.00	Pass
			RB8#0	21.59	0.9	22.49	0.177	1.00	Pass
			RB8#4	21.59	0.9	22.49	0.177	1.00	Pass
			RB8#7	21.59	0.9	22.49	0.177	1.00	Pass
			RB15#0	21.51	0.9	22.41	0.174	1.00	Pass
5 MHz	LCH	QPSK	RB1#0	23.75	0.9	24.65	0.292	1.00	Pass
			RB1#13	23.82	0.9	24.72	0.296	1.00	Pass
			RB1#24	23.8	0.9	24.70	0.295	1.00	Pass
			RB12#0	22.57	0.9	23.47	0.222	1.00	Pass
			RB12#6	22.57	0.9	23.47	0.222	1.00	Pass
			RB12#13	22.58	0.9	23.48	0.223	1.00	Pass
			RB25#0	22.55	0.9	23.45	0.221	1.00	Pass
		16-QAM	RB1#0	22.89	0.9	23.79	0.239	1.00	Pass
			RB1#13	22.93	0.9	23.83	0.242	1.00	Pass
			RB1#24	22.95	0.9	23.85	0.243	1.00	Pass
			RB12#0	21.62	0.9	22.52	0.179	1.00	Pass
			RB12#6	21.61	0.9	22.51	0.178	1.00	Pass
			RB12#13	21.64	0.9	22.54	0.179	1.00	Pass
			RB25#0	21.6	0.9	22.50	0.178	1.00	Pass
	MCH	QPSK	RB1#0	23.53	0.9	24.43	0.277	1.00	Pass
			RB1#13	23.54	0.9	24.44	0.278	1.00	Pass
			RB1#24	23.52	0.9	24.42	0.277	1.00	Pass
			RB12#0	22.58	0.9	23.48	0.223	1.00	Pass
			RB12#6	22.52	0.9	23.42	0.220	1.00	Pass
			RB12#13	22.49	0.9	23.39	0.218	1.00	Pass
			RB25#0	22.54	0.9	23.44	0.221	1.00	Pass
		16-QAM	RB1#0	23.17	0.9	24.07	0.255	1.00	Pass
			RB1#13	23.18	0.9	24.08	0.256	1.00	Pass
			RB1#24	23.21	0.9	24.11	0.258	1.00	Pass
			RB12#0	21.7	0.9	22.60	0.182	1.00	Pass
			RB12#6	21.63	0.9	22.53	0.179	1.00	Pass
			RB12#13	21.57	0.9	22.47	0.177	1.00	Pass
			RB25#0	21.61	0.9	22.51	0.178	1.00	Pass
	HCH	QPSK	RB1#0	23.53	0.9	24.43	0.277	1.00	Pass

Test BW	Test Channel	Test Mode	Test RB (Size#Offset)	Conducted Output AV Power (dBm)	Antenna Gain (dBi)	EIRP (dBm)	EIRP (W)	Limit (W)	Verdict
LTE BAND66									
			RB1#13	23.58	0.9	24.48	0.281	1.00	Pass
			RB1#24	23.59	0.9	24.49	0.281	1.00	Pass
			RB12#0	22.53	0.9	23.43	0.220	1.00	Pass
			RB12#6	22.53	0.9	23.43	0.220	1.00	Pass
			RB12#13	22.53	0.9	23.43	0.220	1.00	Pass
			RB25#0	22.54	0.9	23.44	0.221	1.00	Pass
		16-QAM	RB1#0	22.54	0.9	23.44	0.221	1.00	Pass
			RB1#13	22.55	0.9	23.45	0.221	1.00	Pass
			RB1#24	22.6	0.9	23.50	0.224	1.00	Pass
			RB12#0	21.58	0.9	22.48	0.177	1.00	Pass
			RB12#6	21.58	0.9	22.48	0.177	1.00	Pass
			RB12#13	21.57	0.9	22.47	0.177	1.00	Pass
			RB25#0	21.5	0.9	22.40	0.174	1.00	Pass
10 MHz	LCH	QPSK	RB1#0	23.59	0.9	24.49	0.281	1.00	Pass
			RB1#25	23.61	0.9	24.51	0.282	1.00	Pass
			RB1#49	23.66	0.9	24.56	0.286	1.00	Pass
			RB25#0	22.5	0.9	23.40	0.219	1.00	Pass
			RB25#13	22.55	0.9	23.45	0.221	1.00	Pass
			RB25#25	22.57	0.9	23.47	0.222	1.00	Pass
			RB50#0	22.55	0.9	23.45	0.221	1.00	Pass
		16-QAM	RB1#0	22.48	0.9	23.38	0.218	1.00	Pass
			RB1#25	22.46	0.9	23.36	0.217	1.00	Pass
			RB1#49	22.52	0.9	23.42	0.220	1.00	Pass
			RB25#0	21.55	0.9	22.45	0.176	1.00	Pass
			RB25#13	21.59	0.9	22.49	0.177	1.00	Pass
			RB25#25	21.57	0.9	22.47	0.177	1.00	Pass
			RB50#0	21.52	0.9	22.42	0.175	1.00	Pass
	MCH	QPSK	RB1#0	23.5	0.9	24.40	0.275	1.00	Pass
			RB1#25	23.54	0.9	24.44	0.278	1.00	Pass
			RB1#49	23.5	0.9	24.40	0.275	1.00	Pass
			RB25#0	22.55	0.9	23.45	0.221	1.00	Pass
			RB25#13	22.54	0.9	23.44	0.221	1.00	Pass
			RB25#25	22.56	0.9	23.46	0.222	1.00	Pass
			RB50#0	22.58	0.9	23.48	0.223	1.00	Pass
		16-QAM	RB1#0	22.87	0.9	23.77	0.238	1.00	Pass
			RB1#25	22.93	0.9	23.83	0.242	1.00	Pass
			RB1#49	22.87	0.9	23.77	0.238	1.00	Pass
			RB25#0	21.6	0.9	22.50	0.178	1.00	Pass

Test BW	Test Channel	Test Mode	Test RB (Size#Offset)	Conducted Output AV Power (dBm)	Antenna Gain (dBi)	EIRP (dBm)	EIRP (W)	Limit (W)	Verdict
LTE BAND66									
			RB25#13	21.57	0.9	22.47	0.177	1.00	Pass
			RB25#25	21.6	0.9	22.50	0.178	1.00	Pass
			RB50#0	21.57	0.9	22.47	0.177	1.00	Pass
	HCH	QPSK	RB1#0	23.49	0.9	24.39	0.275	1.00	Pass
			RB1#25	23.49	0.9	24.39	0.275	1.00	Pass
			RB1#49	23.53	0.9	24.43	0.277	1.00	Pass
			RB25#0	22.53	0.9	23.43	0.220	1.00	Pass
			RB25#13	22.54	0.9	23.44	0.221	1.00	Pass
			RB25#25	22.55	0.9	23.45	0.221	1.00	Pass
			RB50#0	22.57	0.9	23.47	0.222	1.00	Pass
		16-QAM	RB1#0	22.49	0.9	23.39	0.218	1.00	Pass
			RB1#25	22.46	0.9	23.36	0.217	1.00	Pass
			RB1#49	22.47	0.9	23.37	0.217	1.00	Pass
			RB25#0	21.63	0.9	22.53	0.179	1.00	Pass
			RB25#13	21.63	0.9	22.53	0.179	1.00	Pass
			RB25#25	21.64	0.9	22.54	0.179	1.00	Pass
			RB50#0	21.55	0.9	22.45	0.176	1.00	Pass
15 MHz	LCH	QPSK	RB1#0	23.47	0.9	24.37	0.274	1.00	Pass
			RB1#38	23.61	0.9	24.51	0.282	1.00	Pass
			RB1#74	23.55	0.9	24.45	0.279	1.00	Pass
			RB36#0	22.46	0.9	23.36	0.217	1.00	Pass
			RB36#19	22.52	0.9	23.42	0.220	1.00	Pass
			RB36#39	22.49	0.9	23.39	0.218	1.00	Pass
			RB75#0	22.47	0.9	23.37	0.217	1.00	Pass
		16-QAM	RB1#0	22.36	0.9	23.26	0.212	1.00	Pass
			RB1#38	22.49	0.9	23.39	0.218	1.00	Pass
			RB1#74	22.41	0.9	23.31	0.214	1.00	Pass
			RB36#0	21.48	0.9	22.38	0.173	1.00	Pass
			RB36#19	21.51	0.9	22.41	0.174	1.00	Pass
			RB36#39	21.5	0.9	22.40	0.174	1.00	Pass
			RB75#0	21.5	0.9	22.40	0.174	1.00	Pass
	MCH	QPSK	RB1#0	23.49	0.9	24.39	0.275	1.00	Pass
			RB1#38	23.53	0.9	24.43	0.277	1.00	Pass
			RB1#74	23.43	0.9	24.33	0.271	1.00	Pass
			RB36#0	22.51	0.9	23.41	0.219	1.00	Pass
			RB36#19	22.52	0.9	23.42	0.220	1.00	Pass
			RB36#39	22.48	0.9	23.38	0.218	1.00	Pass
			RB75#0	22.51	0.9	23.41	0.219	1.00	Pass

Test BW	Test Channel	Test Mode	Test RB (Size#Offset)	Conducted Output AV Power (dBm)	Antenna Gain (dBi)	EIRP (dBm)	EIRP (W)	Limit (W)	Verdict
LTE BAND66									
		16-QAM	RB1#0	22.84	0.9	23.74	0.237	1.00	Pass
			RB1#38	22.93	0.9	23.83	0.242	1.00	Pass
			RB1#74	22.84	0.9	23.74	0.237	1.00	Pass
			RB36#0	21.6	0.9	22.50	0.178	1.00	Pass
			RB36#19	21.59	0.9	22.49	0.177	1.00	Pass
			RB36#39	21.54	0.9	22.44	0.175	1.00	Pass
			RB75#0	21.5	0.9	22.40	0.174	1.00	Pass
	HCH	QPSK	RB1#0	23.41	0.9	24.31	0.270	1.00	Pass
			RB1#38	23.45	0.9	24.35	0.272	1.00	Pass
			RB1#74	23.48	0.9	24.38	0.274	1.00	Pass
			RB36#0	22.5	0.9	23.40	0.219	1.00	Pass
			RB36#19	22.53	0.9	23.43	0.220	1.00	Pass
			RB36#39	22.5	0.9	23.40	0.219	1.00	Pass
			RB75#0	22.53	0.9	23.43	0.220	1.00	Pass
		16-QAM	RB1#0	22.82	0.9	23.72	0.236	1.00	Pass
			RB1#38	22.86	0.9	23.76	0.238	1.00	Pass
			RB1#74	22.82	0.9	23.72	0.236	1.00	Pass
			RB36#0	21.49	0.9	22.39	0.173	1.00	Pass
			RB36#19	21.52	0.9	22.42	0.175	1.00	Pass
			RB36#39	21.48	0.9	22.38	0.173	1.00	Pass
			RB75#0	21.54	0.9	22.44	0.175	1.00	Pass
20 MHz	LCH	QPSK	RB1#0	23.37	0.9	24.27	0.267	1.00	Pass
			RB1#50	23.45	0.9	24.35	0.272	1.00	Pass
			RB1#99	23.4	0.9	24.30	0.269	1.00	Pass
			RB50#0	22.53	0.9	23.43	0.220	1.00	Pass
			RB50#25	22.55	0.9	23.45	0.221	1.00	Pass
			RB50#50	22.51	0.9	23.41	0.219	1.00	Pass
			RB100#0	22.51	0.9	23.41	0.219	1.00	Pass
		16-QAM	RB1#0	23.05	0.9	23.95	0.248	1.00	Pass
			RB1#50	23.18	0.9	24.08	0.256	1.00	Pass
			RB1#99	23.09	0.9	23.99	0.251	1.00	Pass
			RB50#0	21.52	0.9	22.42	0.175	1.00	Pass
			RB50#25	21.55	0.9	22.45	0.176	1.00	Pass
			RB50#50	21.53	0.9	22.43	0.175	1.00	Pass
			RB100#0	21.52	0.9	22.42	0.175	1.00	Pass
	MCH	QPSK	RB1#0	23.47	0.9	24.37	0.274	1.00	Pass
			RB1#50	23.54	0.9	24.44	0.278	1.00	Pass
			RB1#99	23.37	0.9	24.27	0.267	1.00	Pass

Test BW	Test Channel	Test Mode	Test RB (Size#Offset)	Conducted Output AV Power (dBm)	Antenna Gain (dBi)	EIRP (dBm)	EIRP (W)	Limit (W)	Verdict
LTE BAND66									
			RB50#0	22.59	0.9	23.49	0.223	1.00	Pass
			RB50#25	22.6	0.9	23.50	0.224	1.00	Pass
			RB50#50	22.51	0.9	23.41	0.219	1.00	Pass
			RB100#0	22.53	0.9	23.43	0.220	1.00	Pass
		16-QAM	RB1#0	22.84	0.9	23.74	0.237	1.00	Pass
			RB1#50	22.86	0.9	23.76	0.238	1.00	Pass
			RB1#99	22.75	0.9	23.65	0.232	1.00	Pass
			RB50#0	21.6	0.9	22.50	0.178	1.00	Pass
			RB50#25	21.59	0.9	22.49	0.177	1.00	Pass
			RB50#50	21.48	0.9	22.38	0.173	1.00	Pass
			RB100#0	21.5	0.9	22.40	0.174	1.00	Pass
	HCH	QPSK	RB1#0	23.38	0.9	24.28	0.268	1.00	Pass
			RB1#50	23.5	0.9	24.40	0.275	1.00	Pass
			RB1#99	23.4	0.9	24.30	0.269	1.00	Pass
			RB50#0	22.52	0.9	23.42	0.220	1.00	Pass
			RB50#25	22.56	0.9	23.46	0.222	1.00	Pass
			RB50#50	22.52	0.9	23.42	0.220	1.00	Pass
			RB100#0	22.53	0.9	23.43	0.220	1.00	Pass
		16-QAM	RB1#0	22.82	0.9	23.72	0.236	1.00	Pass
			RB1#50	22.92	0.9	23.82	0.241	1.00	Pass
			RB1#99	22.84	0.9	23.74	0.237	1.00	Pass
			RB50#0	21.52	0.9	22.42	0.175	1.00	Pass
			RB50#25	21.53	0.9	22.43	0.175	1.00	Pass
			RB50#50	21.49	0.9	22.39	0.173	1.00	Pass
			RB100#0	21.53	0.9	22.43	0.175	1.00	Pass

Modulation	PCC RB		SCC RB		Conducted Output AV Power (dBm)			Antenna Gain (dBi)	EIRP (W)			Limit (W)
	Size	Offset	Size	Offset	LCH	MCH	HCH		LCH	MCH	HCH	
CA_7C												
10MHz+20MHz												
QPSK	1	49	1	0	23.65	23.68	23.61	1.4	0.320	0.322	0.317	2.000
	50	0	100	0	21.77	21.81	21.74	1.4	0.207	0.209	0.206	2.000
16-QAM	1	49	1	0	22.23	22.25	22.18	1.4	0.231	0.232	0.228	2.000
	50	0	100	0	20.67	20.75	20.69	1.4	0.161	0.164	0.162	2.000
20MHz+10MHz												
QPSK	1	0	0	0	23.25	23.22	23.27	1.4	0.292	0.290	0.293	2.000
	50	0	0	0	22.88	22.9	22.89	1.4	0.268	0.269	0.269	2.000
	100	0	0	0	22.74	22.77	22.79	1.4	0.259	0.261	0.262	2.000
	1	99	1	0	23.69	23.71	23.7	1.4	0.323	0.324	0.324	2.000
	100	0	50	0	21.69	21.62	21.73	1.4	0.204	0.200	0.206	2.000
16-QAM	1	0	0	0	22.22	22.27	22.31	1.4	0.230	0.233	0.235	2.000
	50	0	0	0	21.74	21.77	21.78	1.4	0.206	0.207	0.208	2.000
	100	0	0	0	21.76	21.79	21.8	1.4	0.207	0.208	0.209	2.000
	1	99	1	0	22.78	22.8	22.84	1.4	0.262	0.263	0.265	2.000
	100	0	50	0	20.9	20.88	20.91	1.4	0.170	0.169	0.170	2.000
15MHz+15MHz												
QPSK	1	74	1	0	23.88	23.79	23.9	1.4	0.337	0.330	0.339	2.000
	75	0	75	0	21.35	21.33	21.38	1.4	0.188	0.187	0.190	2.000
16-QAM	1	74	1	0	22.78	22.82	22.83	1.4	0.262	0.264	0.265	2.000
	75	0	75	0	20.42	20.35	20.32	1.4	0.152	0.150	0.149	2.000
15MHz+20MHz												
QPSK	1	74	1	0	23.97	23.91	23.98	1.4	0.344	0.340	0.345	2.000
	75	0	100	0	21.38	21.27	21.44	1.4	0.190	0.185	0.192	2.000
16-QAM	1	74	1	0	23.12	23.13	23.07	1.4	0.283	0.284	0.280	2.000
	75	0	100	0	20.4	20.31	20.37	1.4	0.151	0.148	0.150	2.000
20MHz+15MHz												
QPSK	1	99	1	0	23.88	23.9	23.8	1.4	0.337	0.339	0.331	2.000
	100	0	75	0	21.37	21.3	21.39	1.4	0.189	0.186	0.190	2.000
16-QAM	1	99	1	0	22.64	22.6	22.59	1.4	0.254	0.251	0.251	2.000
	100	0	75	0	20.39	20.32	20.42	1.4	0.151	0.149	0.152	2.000
20MHz+20MHz												
QPSK	1	0	0	0	23.2	23.12	23.25	1.4	0.288	0.283	0.292	2.000
	50	0	0	0	22.76	22.78	22.81	1.4	0.261	0.262	0.264	2.000
	100	0	0	0	22.86	22.95	23.04	1.4	0.267	0.272	0.278	2.000
	1	99	1	0	23.74	23.8	23.9	1.4	0.327	0.331	0.339	2.000

Modulation	PCC RB		SCC RB		Conducted Output AV Power (dBm)			Antenna Gain (dBi)	EIRP (W)			Limit (W)
	Size	Offset	Size	Offset	LCH	MCH	HCH		LCH	MCH	HCH	
CA_7C												
	100	0	100	0	20.73	20.89	20.86	1.4	0.163	0.169	0.168	2.000
16-QAM	1	0	0	0	22.36	22.49	22.44	1.4	0.238	0.245	0.242	2.000
	50	0	0	0	21.75	21.72	21.84	1.4	0.207	0.205	0.211	2.000
	100	0	0	0	21.85	21.97	22.02	1.4	0.211	0.217	0.220	2.000
	1	99	1	0	22.8	22.61	22.61	1.4	0.263	0.252	0.252	2.000
	100	0	100	0	19.81	19.88	19.84	1.4	0.132	0.134	0.133	2.000

Modulation	PCC RB		SCC RB		Conducted Output AV Power (dBm)			Antenna Gain (dBi)	EIRP (W)			Limit (W)
	Size	Offset	Size	Offset	LCH	MCH	HCH		LCH	MCH	HCH	
CA_38C												
15MHz+15MHz												
QPSK	1	0	0	0	23.62	23.51	23.59	1.3	0.310	0.303	0.308	2.000
	36	0	0	0	22.76	22.81	22.75	1.3	0.255	0.258	0.254	2.000
	75	0	0	0	22.88	22.91	22.86	1.3	0.262	0.264	0.261	2.000
	1	74	1	0	23.98	23.92	23.93	1.3	0.337	0.333	0.333	2.000
	75	0	75	0	20.74	20.75	20.69	1.3	0.160	0.160	0.158	2.000
16-QAM	1	0	0	0	22.49	22.52	22.47	1.3	0.239	0.241	0.238	2.000
	36	0	0	0	21.79	21.74	21.73	1.3	0.204	0.201	0.201	2.000
	75	0	0	0	21.9	21.93	21.89	1.3	0.209	0.210	0.208	2.000
	1	74	1	0	22.94	23.06	22.85	1.3	0.265	0.273	0.260	2.000
	75	0	75	0	19.77	19.77	19.7	1.3	0.128	0.128	0.126	2.000
20MHz+20MHz												
QPSK	1	0	0	0	23.06	23.12	23.08	1.3	0.273	0.277	0.274	2.000
	50	0	0	0	22.59	22.62	22.64	1.3	0.245	0.247	0.248	2.000
	100	0	0	0	22.79	22.8	22.78	1.3	0.256	0.257	0.256	2.000
	1	99	1	0	23.77	23.73	23.84	1.3	0.321	0.318	0.327	2.000
	100	0	100	0	20.72	20.72	20.68	1.3	0.159	0.159	0.158	2.000
16-QAM	1	0	0	0	21.63	21.87	21.86	1.3	0.196	0.207	0.207	2.000
	50	0	0	0	21.62	21.6	21.62	1.3	0.196	0.195	0.196	2.000
	100	0	0	0	21.8	21.77	21.8	1.3	0.204	0.203	0.204	2.000
	1	99	1	0	22.63	22.62	22.63	1.3	0.247	0.247	0.247	2.000
	100	0	100	0	19.66	19.64	19.71	1.3	0.125	0.124	0.126	2.000

Test Mode	PCC RB No.	PCC RB Pos.	SCC RB No.	SCC RB Pos.	PCC Conducted Output Power (dBm)			SCC Conducted Output Power (dBm)EIRP			Total Power(dBm)			Total Power (W)			Limit (W)	Verdict
					LCH	MCH	HCH	LCH	MCH	HCH	LCH	MCH	HCH	LCH	MCH	HCH		
CA_2A-4A																		
1.4MHz+5MHz																		
QPSK	1	99	1	0	20.48	20.23	20.36	20.33	20.57	20.67	24.51	24.48	24.59	0.282	0.280	0.288	1.000	Pass
	100	0	100	0	20.48	20.26	20.47	20.46	20.58	20.68	24.57	24.50	24.66	0.286	0.282	0.292	1.000	Pass
16QAM	1	99	1	0	20.4	20.16	20.46	20.38	20.42	20.57	24.49	24.37	24.60	0.281	0.274	0.289	1.000	Pass
	100	0	100	0	20.53	20.24	20.47	20.42	20.58	20.64	24.58	24.49	24.64	0.287	0.281	0.291	1.000	Pass
20MHz+20MHz																		
QPSK	1	5	1	0	20.22	20.39	20.27	20.26	20.47	20.36	24.33	24.52	24.40	0.271	0.283	0.276	1.000	Pass
	6	0	25	0	20.19	20.23	20.22	20.41	20.38	20.35	24.38	24.39	24.37	0.274	0.275	0.274	1.000	Pass
16QAM	1	5	1	0	20.64	20.72	20.64	20.25	20.28	20.2	24.57	24.63	24.55	0.286	0.290	0.285	1.000	Pass
	6	0	25	0	20.2	20.27	20.24	20.47	20.42	20.4	24.42	24.43	24.41	0.276	0.277	0.276	1.000	Pass

Test Mode	PCC RB No.	PCC RB Pos.	SCC RB No.	SCC RB Pos.	PCC Conducted Output Power (dBm)			SCC Conducted Output Power (dBm)EIRP			Total Power(dBm)			Total Power (W)			Limit (W)	Verdict
					LCH	MCH	HCH	LCH	MCH	HCH	LCH	MCH	HCH	LCH	MCH	HCH		
CA_4A-7A																		
5MHz+5MHz																		
QPSK	1	99	1	0	20.7	20.87	20.91	19.64	19.62	19.77	24.13	24.21	24.30	0.259	0.264	0.269	1.000	Pass
	100	0	100	0	20.59	20.71	20.87	19.62	19.63	19.79	24.07	24.13	24.29	0.255	0.259	0.269	1.000	Pass
16QAM	1	99	1	0	20.46	20.61	20.75	19.55	19.64	19.71	23.97	24.09	24.19	0.249	0.256	0.262	1.000	Pass
	100	0	100	0	20.66	20.72	20.89	19.66	19.55	19.84	24.12	24.10	24.33	0.258	0.257	0.271	1.000	Pass
20MHz+20MHz																		
QPSK	1	5	1	0	20.6	20.75	20.78	19.44	19.62	19.48	23.98	24.15	24.09	0.250	0.260	0.257	1.000	Pass
	6	0	25	0	20.67	20.72	20.78	19.5	19.71	19.77	24.05	24.18	24.24	0.254	0.262	0.265	1.000	Pass
16QAM	1	5	1	0	20.78	20.9	20.96	19.5	19.51	19.45	24.10	24.17	24.18	0.257	0.261	0.262	1.000	Pass
	6	0	25	0	20.69	20.7	20.79	19.57	19.66	19.86	24.09	24.14	24.29	0.257	0.259	0.268	1.000	Pass

NR Mode Test Data

Test BW	Test Channel	Test Mode	UL RB Number	UL RB Position	Conducted Output AV Power(dBm)	ERP (W)	Limit (W)	Verdict
NR Band n5								
5	LCH	PI/2 BPSK	12	6	23.98	0.047	7.000	Pass
			1	1	24.34	0.051	7.000	Pass
			1	23	24.33	0.051	7.000	Pass
		QPSK	12	6	23.97	0.047	7.000	Pass
			1	1	24.3	0.051	7.000	Pass
			1	23	24.24	0.050	7.000	Pass
		16QAM	12	6	23.44	0.042	7.000	Pass
			1	1	22.84	0.036	7.000	Pass
			1	23	22.86	0.036	7.000	Pass
		64QAM	12	6	21.42	0.026	7.000	Pass
			1	1	21.34	0.026	7.000	Pass
			1	23	21.75	0.028	7.000	Pass
		256QAM	12	6	20.03	0.019	7.000	Pass
			1	1	19.94	0.019	7.000	Pass
			1	23	19.89	0.018	7.000	Pass
	MCH	PI/2 BPSK	12	6	24.28	0.050	7.000	Pass
			1	1	24.23	0.050	7.000	Pass
			1	23	24.24	0.050	7.000	Pass
		QPSK	12	6	24.28	0.050	7.000	Pass
			1	1	23.73	0.044	7.000	Pass
			1	23	24.25	0.050	7.000	Pass
		16QAM	12	6	23.27	0.040	7.000	Pass
			1	1	23.23	0.040	7.000	Pass
			1	23	23.3	0.040	7.000	Pass
		64QAM	12	6	21.31	0.025	7.000	Pass
			1	1	21.08	0.024	7.000	Pass
			1	23	21.12	0.024	7.000	Pass
		256QAM	12	6	19.88	0.018	7.000	Pass
			1	1	19.31	0.016	7.000	Pass
			1	23	19.81	0.018	7.000	Pass
	HCH	PI/2 BPSK	12	6	24.39	0.052	7.000	Pass
			1	1	23.78	0.045	7.000	Pass
			1	23	23.78	0.045	7.000	Pass
		QPSK	12	6	24.44	0.052	7.000	Pass
			1	1	24.3	0.051	7.000	Pass
			1	23	24.18	0.049	7.000	Pass
		16QAM	12	6	23.38	0.041	7.000	Pass
			1	1	23.27	0.040	7.000	Pass

			1	23	22.87	0.036	7.000	Pass
		64QAM	12	6	21.89	0.029	7.000	Pass
			1	1	21.58	0.027	7.000	Pass
			1	23	21.6	0.027	7.000	Pass
		256QAM	12	6	19.45	0.017	7.000	Pass
			1	1	19.81	0.018	7.000	Pass
			1	23	19.82	0.018	7.000	Pass
15	LCH	PI/2 BPSK	36	18	23.79	0.045	7.000	Pass
			1	1	23.81	0.045	7.000	Pass
			1	77	24.13	0.049	7.000	Pass
		QPSK	36	18	23.85	0.046	7.000	Pass
			1	1	24.26	0.050	7.000	Pass
			1	77	23.59	0.043	7.000	Pass
		16QAM	36	18	22.82	0.036	7.000	Pass
			1	1	23.33	0.041	7.000	Pass
			1	77	23.38	0.041	7.000	Pass
		64QAM	36	18	21.78	0.028	7.000	Pass
			1	1	21.27	0.025	7.000	Pass
			1	77	21.59	0.027	7.000	Pass
		256QAM	36	18	19.42	0.016	7.000	Pass
			1	1	19.42	0.016	7.000	Pass
			1	77	19.31	0.016	7.000	Pass
	MCH	PI/2 BPSK	36	18	24.29	0.051	7.000	Pass
			1	1	24.23	0.050	7.000	Pass
			1	77	24.15	0.049	7.000	Pass
		QPSK	36	18	24.33	0.051	7.000	Pass
			1	1	23.7	0.044	7.000	Pass
			1	77	24.14	0.049	7.000	Pass
		16QAM	36	18	23.3	0.040	7.000	Pass
			1	1	22.76	0.036	7.000	Pass
			1	77	23.29	0.040	7.000	Pass
		64QAM	36	18	21.7	0.028	7.000	Pass
			1	1	21.21	0.025	7.000	Pass
			1	77	21.61	0.027	7.000	Pass
		256QAM	36	18	19.88	0.018	7.000	Pass
			1	1	19.59	0.017	7.000	Pass
			1	77	19.51	0.017	7.000	Pass
	HCH	PI/2 BPSK	36	18	24.4	0.052	7.000	Pass
			1	1	23.67	0.044	7.000	Pass
			1	77	23.76	0.045	7.000	Pass
		QPSK	36	18	24.41	0.052	7.000	Pass
			1	1	24.15	0.049	7.000	Pass
			1	77	23.7	0.044	7.000	Pass

		16QAM	36	18	23.39	0.041	7.000	Pass
			1	1	22.75	0.035	7.000	Pass
			1	77	23.02	0.038	7.000	Pass
		64QAM	36	18	21.38	0.026	7.000	Pass
			1	1	21.14	0.024	7.000	Pass
			1	77	21.69	0.028	7.000	Pass
		256QAM	36	18	19.95	0.019	7.000	Pass
			1	1	19.5	0.017	7.000	Pass
			1	77	19.59	0.017	7.000	Pass
20	LCH	PI/2 BPSK	50	25	24.38	0.052	7.000	Pass
			1	1	24.4	0.052	7.000	Pass
			1	104	24.26	0.050	7.000	Pass
		QPSK	50	25	24.34	0.051	7.000	Pass
			1	1	24.44	0.052	7.000	Pass
			1	104	24.25	0.050	7.000	Pass
		16QAM	50	25	23.41	0.041	7.000	Pass
			1	1	23.19	0.039	7.000	Pass
			1	104	23.08	0.038	7.000	Pass
		64QAM	50	25	21.85	0.029	7.000	Pass
			1	1	21.64	0.027	7.000	Pass
			1	104	21.53	0.027	7.000	Pass
		256QAM	50	25	19.9	0.018	7.000	Pass
			1	1	19.58	0.017	7.000	Pass
			1	104	19.4	0.016	7.000	Pass
	MCH	PI/2 BPSK	50	25	24.35	0.051	7.000	Pass
			1	1	24.42	0.052	7.000	Pass
			1	104	24.4	0.052	7.000	Pass
		QPSK	50	25	24.4	0.052	7.000	Pass
			1	1	24.39	0.052	7.000	Pass
			1	104	24.38	0.052	7.000	Pass
		16QAM	50	25	23.41	0.041	7.000	Pass
			1	1	23.26	0.040	7.000	Pass
			1	104	23.18	0.039	7.000	Pass
		64QAM	50	25	21.9	0.029	7.000	Pass
			1	1	21.69	0.028	7.000	Pass
			1	104	21.61	0.027	7.000	Pass
		256QAM	50	25	19.88	0.018	7.000	Pass
			1	1	19.65	0.017	7.000	Pass
			1	104	19.53	0.017	7.000	Pass
	HCH	PI/2 BPSK	50	25	24.36	0.051	7.000	Pass
			1	1	24.4	0.052	7.000	Pass
			1	104	24.31	0.051	7.000	Pass
		QPSK	50	25	24.37	0.052	7.000	Pass

			1	1	24.29	0.051	7.000	Pass
			1	104	24.23	0.050	7.000	Pass
		16QAM	50	25	23.4	0.041	7.000	Pass
			1	1	23.15	0.039	7.000	Pass
			1	104	23.21	0.039	7.000	Pass
		64QAM	50	25	21.9	0.029	7.000	Pass
			1	1	21.54	0.027	7.000	Pass
			1	104	21.56	0.027	7.000	Pass
		256QAM	50	25	19.89	0.018	7.000	Pass
			1	1	19.66	0.017	7.000	Pass
			1	104	20.13	0.019	7.000	Pass

Test BW	Test Channel	Test Mode	UL RB Number	UL RB Position	Conducted Output AV Power(dBm)	EIRP (W)	Limit (W)	Verdict
NR Band n7 SCS=15kHz								
5	LCH	PI/2 BPSK	12	6	24.91	0.428	2.000	Pass
			1	1	24.81	0.418	2.000	Pass
			1	23	24.74	0.411	2.000	Pass
		QPSK	12	6	24.74	0.411	2.000	Pass
			1	1	24.74	0.411	2.000	Pass
			1	23	24.54	0.393	2.000	Pass
		16QAM	12	6	23.92	0.340	2.000	Pass
			1	1	23.77	0.329	2.000	Pass
			1	23	23.85	0.335	2.000	Pass
		64QAM	12	6	22.48	0.244	2.000	Pass
			1	1	22.13	0.225	2.000	Pass
			1	23	22.21	0.230	2.000	Pass
		256QAM	12	6	20.44	0.153	2.000	Pass
			1	1	20.11	0.142	2.000	Pass
			1	23	20.15	0.143	2.000	Pass
	MCH	PI/2 BPSK	12	6	24.6	0.398	2.000	Pass
			1	1	24.46	0.385	2.000	Pass
			1	23	24.59	0.397	2.000	Pass
		QPSK	12	6	24.6	0.398	2.000	Pass
			1	1	24.45	0.385	2.000	Pass
			1	23	24.35	0.376	2.000	Pass
		16QAM	12	6	23.75	0.327	2.000	Pass
			1	1	23.52	0.310	2.000	Pass
			1	23	23.52	0.310	2.000	Pass
		64QAM	12	6	22.21	0.230	2.000	Pass
			1	1	21.83	0.210	2.000	Pass
			1	23	21.88	0.213	2.000	Pass
		256QAM	12	6	20.15	0.143	2.000	Pass
			1	1	19.87	0.134	2.000	Pass
			1	23	19.94	0.136	2.000	Pass
	HCH	PI/2 BPSK	12	6	24.73	0.410	2.000	Pass
			1	1	24.71	0.408	2.000	Pass
			1	23	24.43	0.383	2.000	Pass
		QPSK	12	6	24.52	0.391	2.000	Pass
			1	1	24.61	0.399	2.000	Pass
			1	23	24.11	0.356	2.000	Pass
		16QAM	12	6	23.86	0.336	2.000	Pass
			1	1	23.69	0.323	2.000	Pass

			1	23	23.69	0.323	2.000	Pass
		64QAM	12	6	22.33	0.236	2.000	Pass
			1	1	22.03	0.220	2.000	Pass
			1	23	22	0.219	2.000	Pass
		256QAM	12	6	20.23	0.146	2.000	Pass
			1	1	19.98	0.137	2.000	Pass
			1	23	19.94	0.136	2.000	Pass
25	LCH	PI/2 BPSK	64	32	24.87	0.424	2.000	Pass
			1	1	24.63	0.401	2.000	Pass
			1	131	24.55	0.394	2.000	Pass
		QPSK	64	32	24.96	0.433	2.000	Pass
			1	1	24.68	0.406	2.000	Pass
			1	131	24.52	0.391	2.000	Pass
		16QAM	64	32	23.91	0.340	2.000	Pass
			1	1	23.55	0.313	2.000	Pass
			1	131	23.49	0.308	2.000	Pass
		64QAM	64	32	22.5	0.245	2.000	Pass
			1	1	22.01	0.219	2.000	Pass
			1	131	21.91	0.214	2.000	Pass
		256QAM	64	32	20.46	0.153	2.000	Pass
			1	1	19.96	0.137	2.000	Pass
			1	131	19.81	0.132	2.000	Pass
	MCH	PI/2 BPSK	64	32	24.65	0.403	2.000	Pass
			1	1	24.38	0.378	2.000	Pass
			1	131	24.57	0.395	2.000	Pass
		QPSK	64	32	24.7	0.407	2.000	Pass
			1	1	24.4	0.380	2.000	Pass
			1	131	24.45	0.385	2.000	Pass
		16QAM	64	32	23.76	0.328	2.000	Pass
			1	1	23.31	0.296	2.000	Pass
			1	131	23.39	0.301	2.000	Pass
		64QAM	64	32	22.24	0.231	2.000	Pass
			1	1	21.71	0.205	2.000	Pass
			1	131	21.86	0.212	2.000	Pass
		256QAM	64	32	20.28	0.147	2.000	Pass
			1	1	19.65	0.127	2.000	Pass
			1	131	19.77	0.131	2.000	Pass
	HCH	PI/2 BPSK	64	32	24.82	0.419	2.000	Pass
			1	1	24.6	0.398	2.000	Pass
			1	131	24.44	0.384	2.000	Pass
		QPSK	64	32	24.77	0.414	2.000	Pass
			1	1	24.57	0.395	2.000	Pass
			1	131	24.23	0.366	2.000	Pass

		16QAM	64	32	23.87	0.337	2.000	Pass
			1	1	23.46	0.306	2.000	Pass
			1	131	23.44	0.305	2.000	Pass
		64QAM	64	32	22.42	0.241	2.000	Pass
			1	1	21.89	0.213	2.000	Pass
			1	131	21.88	0.213	2.000	Pass
		256QAM	64	32	20.37	0.150	2.000	Pass
			1	1	19.83	0.133	2.000	Pass
			1	131	19.77	0.131	2.000	Pass
50	LCH	PI/2 BPSK	135	67	24.63	0.401	2.000	Pass
			1	1	24.45	0.385	2.000	Pass
			1	268	24.5	0.389	2.000	Pass
		QPSK	135	67	24.7	0.407	2.000	Pass
			1	1	24.42	0.382	2.000	Pass
			1	268	24.28	0.370	2.000	Pass
		16QAM	135	67	23.72	0.325	2.000	Pass
			1	1	23.42	0.303	2.000	Pass
			1	268	23.53	0.311	2.000	Pass
		64QAM	135	67	22.17	0.228	2.000	Pass
			1	1	21.79	0.208	2.000	Pass
			1	268	21.93	0.215	2.000	Pass
		256QAM	135	67	20.18	0.144	2.000	Pass
			1	1	19.72	0.129	2.000	Pass
			1	268	19.72	0.129	2.000	Pass
	MCH	PI/2 BPSK	135	67	24.64	0.402	2.000	Pass
			1	1	24.49	0.388	2.000	Pass
			1	268	24.57	0.395	2.000	Pass
		QPSK	135	67	24.72	0.409	2.000	Pass
			1	1	24.46	0.385	2.000	Pass
			1	268	24.33	0.374	2.000	Pass
		16QAM	135	67	23.67	0.321	2.000	Pass
			1	1	23.4	0.302	2.000	Pass
			1	268	23.5	0.309	2.000	Pass
		64QAM	135	67	22.23	0.231	2.000	Pass
			1	1	21.78	0.208	2.000	Pass
			1	268	21.89	0.213	2.000	Pass
		256QAM	135	67	20.19	0.144	2.000	Pass
			1	1	19.72	0.129	2.000	Pass
			1	268	19.79	0.132	2.000	Pass
	HCH	PI/2 BPSK	135	67	24.76	0.413	2.000	Pass
			1	1	24.34	0.375	2.000	Pass
			1	268	24.37	0.378	2.000	Pass
		QPSK	135	67	24.62	0.400	2.000	Pass

			1	1	24.31	0.372	2.000	Pass
			1	268	24.19	0.362	2.000	Pass
		16QAM	135	67	23.81	0.332	2.000	Pass
			1	1	23.31	0.296	2.000	Pass
			1	268	23.5	0.309	2.000	Pass
		64QAM	135	67	22.24	0.231	2.000	Pass
			1	1	21.75	0.207	2.000	Pass
			1	268	21.84	0.211	2.000	Pass
		256QAM	135	67	20.24	0.146	2.000	Pass
			1	1	19.61	0.126	2.000	Pass
			1	268	19.7	0.129	2.000	Pass

Test BW	Test Channel	Test Mode	UL RB Number	UL RB Position	Conducted Output AV Power(dBm)	EIRP (W)	Limit (W)	Verdict
NR Band n7 SCS=30kHz								
25	LCH	PI/2 BPSK	32	16	24.9	0.427	2.000	Pass
			1	1	24.7	0.407	2.000	Pass
			1	63	24.58	0.396	2.000	Pass
		QPSK	32	16	24.94	0.431	2.000	Pass
			1	1	24.7	0.407	2.000	Pass
			1	63	24.68	0.406	2.000	Pass
		16QAM	32	16	23.92	0.340	2.000	Pass
			1	1	23.6	0.316	2.000	Pass
			1	63	23.48	0.308	2.000	Pass
		64QAM	32	16	22.45	0.243	2.000	Pass
			1	1	22.11	0.224	2.000	Pass
			1	63	22.05	0.221	2.000	Pass
		256QAM	32	16	20.11	0.142	2.000	Pass
			1	1	20.35	0.150	2.000	Pass
			1	63	20.28	0.147	2.000	Pass
	MCH	PI/2 BPSK	32	16	24.67	0.405	2.000	Pass
			1	1	24.39	0.379	2.000	Pass
			1	63	24.53	0.392	2.000	Pass
		QPSK	32	16	24.71	0.408	2.000	Pass
			1	1	24.49	0.388	2.000	Pass
			1	63	24.33	0.374	2.000	Pass
		16QAM	32	16	23.71	0.324	2.000	Pass
			1	1	23.31	0.296	2.000	Pass
			1	63	23.44	0.305	2.000	Pass
		64QAM	32	16	22.2	0.229	2.000	Pass
			1	1	21.81	0.209	2.000	Pass
			1	63	21.93	0.215	2.000	Pass
		256QAM	32	16	20.21	0.145	2.000	Pass
			1	1	19.75	0.130	2.000	Pass
			1	63	19.83	0.133	2.000	Pass
	HCH	PI/2 BPSK	32	16	24.84	0.421	2.000	Pass
			1	1	24.57	0.395	2.000	Pass
			1	63	24.51	0.390	2.000	Pass
		QPSK	32	16	24.69	0.406	2.000	Pass
			1	1	24.51	0.390	2.000	Pass
			1	63	24.24	0.366	2.000	Pass
		16QAM	32	16	23.9	0.339	2.000	Pass
			1	1	23.54	0.312	2.000	Pass

			1	63	23.5	0.309	2.000	Pass
		64QAM	32	16	22.32	0.236	2.000	Pass
			1	1	21.89	0.213	2.000	Pass
			1	63	21.88	0.213	2.000	Pass
		256QAM	32	16	20.4	0.151	2.000	Pass
			1	1	19.79	0.132	2.000	Pass
			1	63	19.77	0.131	2.000	Pass
50	LCH	PI/2 BPSK	64	32	24.71	0.408	2.000	Pass
			1	1	24.49	0.388	2.000	Pass
			1	131	24.43	0.383	2.000	Pass
		QPSK	64	32	24.76	0.413	2.000	Pass
			1	1	24.34	0.375	2.000	Pass
			1	131	24.19	0.362	2.000	Pass
		16QAM	64	32	23.69	0.323	2.000	Pass
			1	1	23.39	0.301	2.000	Pass
			1	131	23.55	0.313	2.000	Pass
		64QAM	64	32	22.21	0.230	2.000	Pass
			1	1	21.81	0.209	2.000	Pass
			1	131	21.89	0.213	2.000	Pass
		256QAM	64	32	20.21	0.145	2.000	Pass
			1	1	19.74	0.130	2.000	Pass
			1	131	19.84	0.133	2.000	Pass
	MCH	PI/2 BPSK	64	32	24.71	0.408	2.000	Pass
			1	1	24.49	0.388	2.000	Pass
			1	131	24.44	0.384	2.000	Pass
		QPSK	64	32	24.57	0.395	2.000	Pass
			1	1	24.44	0.384	2.000	Pass
			1	131	24.16	0.360	2.000	Pass
		16QAM	64	32	23.78	0.330	2.000	Pass
			1	1	23.35	0.299	2.000	Pass
			1	131	23.48	0.308	2.000	Pass
		64QAM	64	32	22.25	0.232	2.000	Pass
			1	1	21.88	0.213	2.000	Pass
			1	131	21.99	0.218	2.000	Pass
		256QAM	64	32	20.23	0.146	2.000	Pass
			1	1	19.77	0.131	2.000	Pass
			1	131	19.89	0.135	2.000	Pass
	HCH	PI/2 BPSK	64	32	24.75	0.412	2.000	Pass
			1	1	24.29	0.371	2.000	Pass
			1	131	24.43	0.383	2.000	Pass
		QPSK	64	32	24.53	0.392	2.000	Pass
			1	1	24.43	0.383	2.000	Pass
			1	131	24.15	0.359	2.000	Pass

		16QAM	64	32	23.82	0.333	2.000	Pass
			1	1	23.24	0.291	2.000	Pass
			1	131	23.36	0.299	2.000	Pass
		64QAM	64	32	22.3	0.234	2.000	Pass
			1	1	21.8	0.209	2.000	Pass
			1	131	21.97	0.217	2.000	Pass
		256QAM	64	32	20.27	0.147	2.000	Pass
			1	1	19.55	0.124	2.000	Pass
			1	131	19.67	0.128	2.000	Pass

Test BW	Test Channel	Test Mode	UL RB Number	UL RB Position	Conducted Output AV Power(dBm)	EIRP (W)	Limit (W)	Verdict
NR Band n38 SCS=15kHz								
5	LCH	PI/2 BPSK	12	6	24.41	0.372	2.000	Pass
			1	1	24.34	0.366	2.000	Pass
			1	23	24.35	0.367	2.000	Pass
		QPSK	12	6	24.42	0.373	2.000	Pass
			1	1	24.29	0.362	2.000	Pass
			1	23	24.29	0.362	2.000	Pass
		16QAM	12	6	23.4	0.295	2.000	Pass
			1	1	23.46	0.299	2.000	Pass
			1	23	23.44	0.298	2.000	Pass
		64QAM	12	6	21.9	0.209	2.000	Pass
			1	1	21.87	0.207	2.000	Pass
			1	23	21.91	0.209	2.000	Pass
		256QAM	12	6	19.88	0.131	2.000	Pass
			1	1	19.63	0.124	2.000	Pass
			1	23	19.67	0.125	2.000	Pass
	MCH	PI/2 BPSK	12	6	24.44	0.375	2.000	Pass
			1	1	24.4	0.372	2.000	Pass
			1	23	24.41	0.372	2.000	Pass
		QPSK	12	6	24.48	0.378	2.000	Pass
			1	1	24.35	0.367	2.000	Pass
			1	23	24.4	0.372	2.000	Pass
		16QAM	12	6	23.43	0.297	2.000	Pass
			1	1	23.5	0.302	2.000	Pass
			1	23	23.53	0.304	2.000	Pass
		64QAM	12	6	21.94	0.211	2.000	Pass
			1	1	21.93	0.210	2.000	Pass
			1	23	21.99	0.213	2.000	Pass
		256QAM	12	6	19.93	0.133	2.000	Pass
			1	1	19.7	0.126	2.000	Pass
			1	23	19.78	0.128	2.000	Pass
	HCH	PI/2 BPSK	12	6	24.17	0.352	2.000	Pass
			1	1	24.09	0.346	2.000	Pass
			1	23	24.15	0.351	2.000	Pass
		QPSK	12	6	24.22	0.356	2.000	Pass
			1	1	24.14	0.350	2.000	Pass
			1	23	24.13	0.349	2.000	Pass
		16QAM	12	6	23.23	0.284	2.000	Pass
			1	1	23.24	0.284	2.000	Pass

			1	23	23.26	0.286	2.000	Pass
		64QAM	12	6	21.68	0.199	2.000	Pass
			1	1	21.66	0.198	2.000	Pass
			1	23	21.67	0.198	2.000	Pass
		256QAM	12	6	19.69	0.126	2.000	Pass
			1	1	19.51	0.121	2.000	Pass
			1	23	19.46	0.119	2.000	Pass
20	LCH	PI/2 BPSK	50	25	24.52	0.382	2.000	Pass
			1	1	24.32	0.365	2.000	Pass
			1	104	24.27	0.361	2.000	Pass
		QPSK	50	25	24.57	0.386	2.000	Pass
			1	1	24.29	0.362	2.000	Pass
			1	104	24.27	0.361	2.000	Pass
		16QAM	50	25	23.57	0.307	2.000	Pass
			1	1	23.48	0.301	2.000	Pass
			1	104	23.48	0.301	2.000	Pass
		64QAM	50	25	22.01	0.214	2.000	Pass
			1	1	21.86	0.207	2.000	Pass
			1	104	21.87	0.207	2.000	Pass
		256QAM	50	25	19.94	0.133	2.000	Pass
			1	1	19.61	0.123	2.000	Pass
			1	104	19.68	0.125	2.000	Pass
	MCH	PI/2 BPSK	50	25	24.32	0.365	2.000	Pass
			1	1	24.11	0.348	2.000	Pass
			1	104	24.13	0.349	2.000	Pass
		QPSK	50	25	24.37	0.369	2.000	Pass
			1	1	24.12	0.348	2.000	Pass
			1	104	24.17	0.352	2.000	Pass
		16QAM	50	25	23.37	0.293	2.000	Pass
			1	1	23.3	0.288	2.000	Pass
			1	104	23.28	0.287	2.000	Pass
		64QAM	50	25	21.81	0.205	2.000	Pass
			1	1	21.7	0.200	2.000	Pass
			1	104	21.71	0.200	2.000	Pass
		256QAM	50	25	19.81	0.129	2.000	Pass
			1	1	19.42	0.118	2.000	Pass
			1	104	19.48	0.120	2.000	Pass
	HCH	PI/2 BPSK	50	25	24.26	0.360	2.000	Pass
			1	1	24.12	0.348	2.000	Pass
			1	104	24.05	0.343	2.000	Pass
		QPSK	50	25	24.34	0.366	2.000	Pass
			1	1	24.17	0.352	2.000	Pass
			1	104	24.1	0.347	2.000	Pass

		16QAM	50	25	23.26	0.286	2.000	Pass
			1	1	23.2	0.282	2.000	Pass
			1	104	23.08	0.274	2.000	Pass
		64QAM	50	25	21.74	0.201	2.000	Pass
			1	1	21.6	0.195	2.000	Pass
			1	104	21.54	0.192	2.000	Pass
		256QAM	50	25	19.73	0.127	2.000	Pass
			1	1	19.5	0.120	2.000	Pass
			1	104	19.46	0.119	2.000	Pass
40	LCH	PI/2 BPSK	108	54	24.31	0.364	2.000	Pass
			1	1	23.76	0.321	2.000	Pass
			1	214	23.73	0.318	2.000	Pass
		QPSK	108	54	24.44	0.375	2.000	Pass
			1	1	23.74	0.319	2.000	Pass
			1	214	23.7	0.316	2.000	Pass
		16QAM	108	54	23.4	0.295	2.000	Pass
			1	1	22.94	0.265	2.000	Pass
			1	214	22.85	0.260	2.000	Pass
		64QAM	108	54	21.96	0.212	2.000	Pass
			1	1	21.31	0.182	2.000	Pass
			1	214	21.27	0.181	2.000	Pass
		256QAM	108	54	19.84	0.130	2.000	Pass
			1	1	19.06	0.109	2.000	Pass
			1	214	19.1	0.110	2.000	Pass
	MCH	PI/2 BPSK	108	54	24.3	0.363	2.000	Pass
			1	1	23.72	0.318	2.000	Pass
			1	214	23.62	0.310	2.000	Pass
		QPSK	108	54	24.33	0.366	2.000	Pass
			1	1	23.63	0.311	2.000	Pass
			1	214	23.66	0.313	2.000	Pass
		16QAM	108	54	23.41	0.296	2.000	Pass
			1	1	22.87	0.261	2.000	Pass
			1	214	22.8	0.257	2.000	Pass
		64QAM	108	54	21.9	0.209	2.000	Pass
			1	1	21.26	0.180	2.000	Pass
			1	214	21.24	0.179	2.000	Pass
		256QAM	108	54	19.8	0.129	2.000	Pass
			1	1	18.99	0.107	2.000	Pass
			1	214	19.03	0.108	2.000	Pass
	HCH	PI/2 BPSK	108	54	24.39	0.371	2.000	Pass
			1	1	23.71	0.317	2.000	Pass
			1	214	23.68	0.315	2.000	Pass
		QPSK	108	54	24.36	0.368	2.000	Pass

			1	1	23.7	0.316	2.000	Pass
			1	214	23.66	0.313	2.000	Pass
		16QAM	108	54	23.48	0.301	2.000	Pass
			1	1	22.78	0.256	2.000	Pass
			1	214	22.75	0.254	2.000	Pass
		64QAM	108	54	21.93	0.210	2.000	Pass
			1	1	21.3	0.182	2.000	Pass
			1	214	21.2	0.178	2.000	Pass
		256QAM	108	54	19.86	0.131	2.000	Pass
			1	1	19.08	0.109	2.000	Pass
			1	214	19.07	0.109	2.000	Pass

Test BW	Test Channel	Test Mode	UL RB Number	UL RB Position	Conducted Output AV Power(dBm)	EIRP (W)	Limit (W)	Verdict
NR Band n38 SCS=30kHz								
20	LCH	PI/2 BPSK	25	12	24.7	0.398	2.000	Pass
			1	1	24.48	0.378	2.000	Pass
			1	49	24.53	0.383	2.000	Pass
		QPSK	25	12	24.7	0.398	2.000	Pass
			1	1	24.51	0.381	2.000	Pass
			1	49	24.53	0.383	2.000	Pass
		16QAM	25	12	23.71	0.317	2.000	Pass
			1	1	23.73	0.318	2.000	Pass
			1	49	23.72	0.318	2.000	Pass
		64QAM	25	12	22.23	0.225	2.000	Pass
			1	1	21.79	0.204	2.000	Pass
			1	49	21.82	0.205	2.000	Pass
		256QAM	25	12	20.18	0.141	2.000	Pass
			1	1	19.69	0.126	2.000	Pass
			1	49	19.79	0.129	2.000	Pass
	MCH	PI/2 BPSK	25	12	24.49	0.379	2.000	Pass
			1	1	24.39	0.371	2.000	Pass
			1	49	24.4	0.372	2.000	Pass
		QPSK	25	12	24.5	0.380	2.000	Pass
			1	1	24.38	0.370	2.000	Pass
			1	49	24.39	0.371	2.000	Pass
		16QAM	25	12	23.54	0.305	2.000	Pass
			1	1	23.6	0.309	2.000	Pass
			1	49	23.59	0.308	2.000	Pass
		64QAM	25	12	22.05	0.216	2.000	Pass
			1	1	21.68	0.199	2.000	Pass
			1	49	21.71	0.200	2.000	Pass
		256QAM	25	12	20.02	0.136	2.000	Pass
			1	1	19.63	0.124	2.000	Pass
			1	49	19.65	0.124	2.000	Pass
	HCH	PI/2 BPSK	25	12	24.48	0.378	2.000	Pass
			1	1	24.4	0.372	2.000	Pass
			1	49	24.33	0.366	2.000	Pass
		QPSK	25	12	24.49	0.379	2.000	Pass
			1	1	24.36	0.368	2.000	Pass
			1	49	24.32	0.365	2.000	Pass
		16QAM	25	12	23.53	0.304	2.000	Pass
			1	1	23.46	0.299	2.000	Pass

			1	49	23.45	0.299	2.000	Pass
		64QAM	25	12	22.02	0.215	2.000	Pass
			1	1	21.69	0.199	2.000	Pass
			1	49	21.66	0.198	2.000	Pass
		256QAM	25	12	20	0.135	2.000	Pass
			1	1	19.62	0.124	2.000	Pass
			1	49	19.58	0.122	2.000	Pass
40	LCH	PI/2 BPSK	50	25	24.59	0.388	2.000	Pass
			1	1	24.05	0.343	2.000	Pass
			1	104	24.08	0.345	2.000	Pass
		QPSK	50	25	24.6	0.389	2.000	Pass
			1	1	24.06	0.344	2.000	Pass
			1	104	24.06	0.344	2.000	Pass
		16QAM	50	25	23.62	0.310	2.000	Pass
			1	1	23.23	0.284	2.000	Pass
			1	104	23.2	0.282	2.000	Pass
		64QAM	50	25	22.1	0.219	2.000	Pass
			1	1	21.34	0.184	2.000	Pass
			1	104	21.39	0.186	2.000	Pass
		256QAM	50	25	20.06	0.137	2.000	Pass
			1	1	19.34	0.116	2.000	Pass
			1	104	19.35	0.116	2.000	Pass
	MCH	PI/2 BPSK	50	25	24.47	0.378	2.000	Pass
			1	1	23.97	0.337	2.000	Pass
			1	104	23.99	0.338	2.000	Pass
		QPSK	50	25	24.51	0.381	2.000	Pass
			1	1	23.98	0.337	2.000	Pass
			1	104	24.02	0.340	2.000	Pass
		16QAM	50	25	23.51	0.303	2.000	Pass
			1	1	23.14	0.278	2.000	Pass
			1	104	23.12	0.277	2.000	Pass
		64QAM	50	25	21.99	0.213	2.000	Pass
			1	1	21.27	0.181	2.000	Pass
			1	104	21.29	0.182	2.000	Pass
		256QAM	50	25	19.98	0.134	2.000	Pass
			1	1	19.23	0.113	2.000	Pass
			1	104	19.27	0.114	2.000	Pass
	HCH	PI/2 BPSK	50	25	24.54	0.384	2.000	Pass
			1	1	24.04	0.342	2.000	Pass
			1	104	23.99	0.338	2.000	Pass
		QPSK	50	25	24.58	0.387	2.000	Pass
			1	1	24.04	0.342	2.000	Pass
			1	104	24.02	0.340	2.000	Pass

		16QAM	50	25	23.6	0.309	2.000	Pass
			1	1	23.17	0.280	2.000	Pass
			1	104	23.11	0.276	2.000	Pass
		64QAM	50	25	22.06	0.217	2.000	Pass
			1	1	21.38	0.185	2.000	Pass
			1	104	21.36	0.185	2.000	Pass
		256QAM	50	25	20.05	0.136	2.000	Pass
			1	1	19.3	0.115	2.000	Pass
			1	104	19.32	0.115	2.000	Pass

Test BW	Test Channel	Test Mode	UL RB Number	UL RB Position	Conducted Output AV Power(dBm)	EIRP (W)	Limit (W)	Verdict
NR Band n41 SCS=15kHz								
10	LCH	PI/2 BPSK	25	12	23.94	0.342	2.000	Pass
			1	1	23.82	0.333	2.000	Pass
			1	50	23.81	0.332	2.000	Pass
		QPSK	25	12	23.95	0.343	2.000	Pass
			1	1	23.82	0.333	2.000	Pass
			1	50	23.85	0.335	2.000	Pass
		16QAM	25	12	23.02	0.277	2.000	Pass
			1	1	22.98	0.274	2.000	Pass
			1	50	23.02	0.277	2.000	Pass
		64QAM	25	12	21.45	0.193	2.000	Pass
			1	1	21.43	0.192	2.000	Pass
			1	50	21.43	0.192	2.000	Pass
		256QAM	25	12	19.36	0.119	2.000	Pass
			1	1	19.19	0.115	2.000	Pass
			1	50	19.22	0.115	2.000	Pass
	MCH	PI/2 BPSK	25	12	24.3	0.372	2.000	Pass
			1	1	24.17	0.361	2.000	Pass
			1	50	24.2	0.363	2.000	Pass
		QPSK	25	12	24.39	0.379	2.000	Pass
			1	1	24.22	0.365	2.000	Pass
			1	50	24.25	0.367	2.000	Pass
		16QAM	25	12	23.43	0.304	2.000	Pass
			1	1	23.37	0.300	2.000	Pass
			1	50	23.38	0.301	2.000	Pass
		64QAM	25	12	21.83	0.210	2.000	Pass
			1	1	21.82	0.210	2.000	Pass
			1	50	21.83	0.210	2.000	Pass
		256QAM	25	12	19.78	0.131	2.000	Pass
			1	1	19.59	0.126	2.000	Pass
			1	50	19.58	0.125	2.000	Pass
	HCH	PI/2 BPSK	25	12	23.72	0.325	2.000	Pass
			1	1	23.55	0.313	2.000	Pass
			1	50	23.56	0.313	2.000	Pass
		QPSK	25	12	23.72	0.325	2.000	Pass
			1	1	23.56	0.313	2.000	Pass
			1	50	23.58	0.315	2.000	Pass
		16QAM	25	12	22.77	0.261	2.000	Pass
			1	1	22.73	0.259	2.000	Pass

			1	50	22.72	0.258	2.000	Pass
		64QAM	25	12	21.2	0.182	2.000	Pass
			1	1	21.15	0.180	2.000	Pass
			1	50	21.08	0.177	2.000	Pass
		256QAM	25	12	19.17	0.114	2.000	Pass
			1	1	18.91	0.107	2.000	Pass
			1	50	18.88	0.107	2.000	Pass

Test BW	Test Channel	Test Mode	UL RB Number	UL RB Position	Conducted Output AV Power(dBm)	EIRP (W)	Limit (W)	Verdict
NR Band n41 SCS=30kHz								
10	LCH	PI/2 BPSK	12	6	24.27	0.369	2.000	Pass
			1	1	24.22	0.365	2.000	Pass
			1	22	24.25	0.367	2.000	Pass
		QPSK	12	6	24.32	0.373	2.000	Pass
			1	1	24.24	0.366	2.000	Pass
			1	22	24.23	0.366	2.000	Pass
		16QAM	12	6	23.37	0.300	2.000	Pass
			1	1	23.31	0.296	2.000	Pass
			1	22	23.34	0.298	2.000	Pass
		64QAM	12	6	21.85	0.211	2.000	Pass
			1	1	21.63	0.201	2.000	Pass
			1	22	21.65	0.202	2.000	Pass
		256QAM	12	6	19.81	0.132	2.000	Pass
			1	1	19.52	0.124	2.000	Pass
			1	22	19.57	0.125	2.000	Pass
	MCH	PI/2 BPSK	12	6	24.65	0.403	2.000	Pass
			1	1	24.57	0.395	2.000	Pass
			1	22	24.61	0.399	2.000	Pass
		QPSK	12	6	24.67	0.405	2.000	Pass
			1	1	24.54	0.393	2.000	Pass
			1	22	24.58	0.396	2.000	Pass
		16QAM	12	6	23.72	0.325	2.000	Pass
			1	1	23.67	0.321	2.000	Pass
			1	22	23.71	0.324	2.000	Pass
		64QAM	12	6	22.21	0.230	2.000	Pass
			1	1	21.96	0.217	2.000	Pass
			1	22	22	0.219	2.000	Pass
		256QAM	12	6	20.17	0.144	2.000	Pass
			1	1	19.87	0.134	2.000	Pass
			1	22	19.92	0.136	2.000	Pass
	HCH	PI/2 BPSK	12	6	24.02	0.348	2.000	Pass
			1	1	23.94	0.342	2.000	Pass
			1	22	23.94	0.342	2.000	Pass
		QPSK	12	6	24.07	0.352	2.000	Pass
			1	1	23.93	0.341	2.000	Pass
			1	22	23.93	0.341	2.000	Pass
		16QAM	12	6	23.12	0.283	2.000	Pass
			1	1	23.02	0.277	2.000	Pass

			1	22	23.04	0.278	2.000	Pass
		64QAM	12	6	21.62	0.200	2.000	Pass
			1	1	21.3	0.186	2.000	Pass
			1	22	21.28	0.185	2.000	Pass
		256QAM	12	6	19.53	0.124	2.000	Pass
			1	1	19.24	0.116	2.000	Pass
			1	22	19.26	0.116	2.000	Pass
60	LCH	PI/2 BPSK	81	40	24.27	0.369	2.000	Pass
			1	1	23.91	0.340	2.000	Pass
			1	160	23.9	0.339	2.000	Pass
		QPSK	81	40	24.33	0.374	2.000	Pass
			1	1	23.87	0.337	2.000	Pass
			1	160	23.89	0.338	2.000	Pass
		16QAM	81	40	23.3	0.295	2.000	Pass
			1	1	23.06	0.279	2.000	Pass
			1	160	23.1	0.282	2.000	Pass
		64QAM	81	40	21.76	0.207	2.000	Pass
			1	1	21.19	0.182	2.000	Pass
			1	160	21.18	0.181	2.000	Pass
		256QAM	81	40	19.75	0.130	2.000	Pass
			1	1	19.16	0.114	2.000	Pass
			1	160	19.18	0.114	2.000	Pass
	MCH	PI/2 BPSK	81	40	24.69	0.406	2.000	Pass
			1	1	24.18	0.361	2.000	Pass
			1	160	24.1	0.355	2.000	Pass
		QPSK	81	40	24.71	0.408	2.000	Pass
			1	1	24.24	0.366	2.000	Pass
			1	160	24.11	0.356	2.000	Pass
		16QAM	81	40	23.73	0.326	2.000	Pass
			1	1	23.32	0.296	2.000	Pass
			1	160	23.21	0.289	2.000	Pass
		64QAM	81	40	22.21	0.230	2.000	Pass
			1	1	21.72	0.205	2.000	Pass
			1	160	21.7	0.204	2.000	Pass
		256QAM	81	40	20.15	0.143	2.000	Pass
			1	1	19.53	0.124	2.000	Pass
			1	160	19.43	0.121	2.000	Pass
	HCH	PI/2 BPSK	81	40	24.27	0.369	2.000	Pass
			1	1	23.8	0.331	2.000	Pass
			1	160	23.79	0.330	2.000	Pass
		QPSK	81	40	24.3	0.372	2.000	Pass
			1	1	23.86	0.336	2.000	Pass
			1	160	23.79	0.330	2.000	Pass

		16QAM	81	40	23.29	0.294	2.000	Pass
			1	1	22.91	0.270	2.000	Pass
			1	160	23	0.275	2.000	Pass
		64QAM	81	40	21.78	0.208	2.000	Pass
			1	1	21.17	0.181	2.000	Pass
			1	160	21.09	0.177	2.000	Pass
		256QAM	81	40	19.75	0.130	2.000	Pass
			1	1	19.06	0.111	2.000	Pass
			1	160	19.05	0.111	2.000	Pass
100	LCH	PI/2 BPSK	135	67	24.35	0.376	2.000	Pass
			1	1	23.48	0.308	2.000	Pass
			1	271	23.58	0.315	2.000	Pass
		QPSK	135	67	24.39	0.379	2.000	Pass
			1	1	23.51	0.310	2.000	Pass
			1	271	23.61	0.317	2.000	Pass
		16QAM	135	67	23.41	0.303	2.000	Pass
			1	1	22.61	0.252	2.000	Pass
			1	271	22.69	0.256	2.000	Pass
		64QAM	135	67	21.83	0.210	2.000	Pass
			1	1	20.77	0.165	2.000	Pass
			1	271	20.9	0.170	2.000	Pass
		256QAM	135	67	19.82	0.132	2.000	Pass
			1	1	18.73	0.103	2.000	Pass
			1	271	18.87	0.106	2.000	Pass
	MCH	PI/2 BPSK	135	67	24.64	0.402	2.000	Pass
			1	1	23.72	0.325	2.000	Pass
			1	271	23.52	0.310	2.000	Pass
		QPSK	135	67	24.64	0.402	2.000	Pass
			1	1	23.7	0.324	2.000	Pass
			1	271	23.54	0.312	2.000	Pass
		16QAM	135	67	23.66	0.321	2.000	Pass
			1	1	22.93	0.271	2.000	Pass
			1	271	22.63	0.253	2.000	Pass
		64QAM	135	67	22.13	0.225	2.000	Pass
			1	1	21.04	0.175	2.000	Pass
			1	271	20.89	0.169	2.000	Pass
		256QAM	135	67	20.09	0.141	2.000	Pass
			1	1	18.96	0.109	2.000	Pass
			1	271	18.81	0.105	2.000	Pass
	HCH	PI/2 BPSK	135	67	24.44	0.384	2.000	Pass
			1	1	23.59	0.316	2.000	Pass
			1	271	23.44	0.305	2.000	Pass
		QPSK	135	67	24.45	0.385	2.000	Pass

			1	1	23.59	0.316	2.000	Pass
			1	271	23.46	0.306	2.000	Pass
		16QAM	135	67	23.49	0.308	2.000	Pass
			1	1	22.69	0.256	2.000	Pass
			1	271	22.65	0.254	2.000	Pass
		64QAM	135	67	21.93	0.215	2.000	Pass
			1	1	20.96	0.172	2.000	Pass
			1	271	20.82	0.167	2.000	Pass
		256QAM	135	67	19.9	0.135	2.000	Pass
			1	1	18.88	0.107	2.000	Pass
			1	271	18.71	0.103	2.000	Pass

Test BW	Test Channel	Test Mode	UL RB Number	UL RB Position	Conducted Output AV Power(dBm)	EIRP (W)	Limit (W)	Verdict
NR Band n66 SCS=15kHz								
5	LCH	PI/2 BPSK	12	6	23.73	0.265	1.000	Pass
			1	1	24.23	0.297	1.000	Pass
			1	23	23.68	0.262	1.000	Pass
		QPSK	12	6	24.22	0.296	1.000	Pass
			1	1	23.88	0.274	1.000	Pass
			1	23	24.31	0.303	1.000	Pass
		16QAM	12	6	22.69	0.208	1.000	Pass
			1	1	23.59	0.256	1.000	Pass
			1	23	23.5	0.251	1.000	Pass
		64QAM	12	6	21.19	0.148	1.000	Pass
			1	1	21.83	0.171	1.000	Pass
			1	23	21.74	0.167	1.000	Pass
		256QAM	12	6	19.14	0.092	1.000	Pass
			1	1	19.49	0.100	1.000	Pass
			1	23	19.39	0.097	1.000	Pass
	MCH	PI/2 BPSK	12	6	23.67	0.261	1.000	Pass
			1	1	24.11	0.289	1.000	Pass
			1	23	23.62	0.258	1.000	Pass
		QPSK	12	6	24.14	0.291	1.000	Pass
			1	1	23.76	0.267	1.000	Pass
			1	23	23.7	0.263	1.000	Pass
		16QAM	12	6	23.2	0.234	1.000	Pass
			1	1	23.01	0.224	1.000	Pass
			1	23	23.4	0.245	1.000	Pass
		64QAM	12	6	21.61	0.163	1.000	Pass
			1	1	21.26	0.150	1.000	Pass
			1	23	21.72	0.167	1.000	Pass
		256QAM	12	6	19.13	0.092	1.000	Pass
			1	1	19.33	0.096	1.000	Pass
			1	23	19.79	0.107	1.000	Pass
	HCH	PI/2 BPSK	12	6	24.04	0.284	1.000	Pass
			1	1	23.55	0.254	1.000	Pass
			1	23	23.54	0.254	1.000	Pass
		QPSK	12	6	23.6	0.257	1.000	Pass
			1	1	24.15	0.292	1.000	Pass
			1	23	24.11	0.289	1.000	Pass
		16QAM	12	6	22.65	0.207	1.000	Pass
			1	1	23.39	0.245	1.000	Pass

			1	23	22.87	0.217	1.000	Pass
		64QAM	12	6	21.06	0.143	1.000	Pass
			1	1	21.64	0.164	1.000	Pass
			1	23	21.66	0.164	1.000	Pass
		256QAM	12	6	19.53	0.101	1.000	Pass
			1	1	19.78	0.107	1.000	Pass
			1	23	19.25	0.094	1.000	Pass
20	LCH	PI/2 BPSK	50	25	23.73	0.265	1.000	Pass
			1	1	23.65	0.260	1.000	Pass
			1	104	23.52	0.252	1.000	Pass
		QPSK	50	25	24.22	0.296	1.000	Pass
			1	1	23.77	0.267	1.000	Pass
			1	104	23.63	0.259	1.000	Pass
		16QAM	50	25	22.76	0.212	1.000	Pass
			1	1	23.02	0.225	1.000	Pass
			1	104	22.87	0.217	1.000	Pass
		64QAM	50	25	21.22	0.149	1.000	Pass
			1	1	21.67	0.165	1.000	Pass
			1	104	21.57	0.161	1.000	Pass
		256QAM	50	25	19.17	0.093	1.000	Pass
			1	1	19.88	0.109	1.000	Pass
			1	104	19.18	0.093	1.000	Pass
	MCH	PI/2 BPSK	50	25	24.12	0.290	1.000	Pass
			1	1	23.93	0.277	1.000	Pass
			1	104	23.46	0.249	1.000	Pass
		QPSK	50	25	24.07	0.286	1.000	Pass
			1	1	23.6	0.257	1.000	Pass
			1	104	23.53	0.253	1.000	Pass
		16QAM	50	25	22.69	0.208	1.000	Pass
			1	1	22.83	0.215	1.000	Pass
			1	104	22.76	0.212	1.000	Pass
		64QAM	50	25	21.17	0.147	1.000	Pass
			1	1	21.62	0.163	1.000	Pass
			1	104	21.07	0.144	1.000	Pass
		256QAM	50	25	19.08	0.091	1.000	Pass
			1	1	19.24	0.094	1.000	Pass
			1	104	19.17	0.093	1.000	Pass
	HCH	PI/2 BPSK	50	25	24.06	0.286	1.000	Pass
			1	1	23.88	0.274	1.000	Pass
			1	104	23.51	0.252	1.000	Pass
		QPSK	50	25	24.03	0.284	1.000	Pass
			1	1	23.99	0.281	1.000	Pass
			1	104	24.11	0.289	1.000	Pass

		16QAM	50	25	23.11	0.230	1.000	Pass
			1	1	22.75	0.211	1.000	Pass
			1	104	22.92	0.220	1.000	Pass
		64QAM	50	25	21.55	0.160	1.000	Pass
			1	1	21.04	0.143	1.000	Pass
			1	104	21.66	0.164	1.000	Pass
		256QAM	50	25	19	0.089	1.000	Pass
			1	1	19.1	0.091	1.000	Pass
			1	104	19.73	0.105	1.000	Pass
40	LCH	PI/2 BPSK	108	54	24.13	0.290	1.000	Pass
			1	1	23.14	0.231	1.000	Pass
			1	214	22.95	0.221	1.000	Pass
		QPSK	108	54	23.69	0.262	1.000	Pass
			1	1	23.66	0.261	1.000	Pass
			1	214	23.03	0.225	1.000	Pass
		16QAM	108	54	22.65	0.207	1.000	Pass
			1	1	22.94	0.221	1.000	Pass
			1	214	22.3	0.191	1.000	Pass
		64QAM	108	54	21.61	0.163	1.000	Pass
			1	1	21.2	0.148	1.000	Pass
			1	214	21.01	0.142	1.000	Pass
		256QAM	108	54	19.62	0.103	1.000	Pass
			1	1	18.83	0.086	1.000	Pass
			1	214	19.13	0.092	1.000	Pass
	MCH	PI/2 BPSK	108	54	23.55	0.254	1.000	Pass
			1	1	23.09	0.229	1.000	Pass
			1	214	23.32	0.241	1.000	Pass
		QPSK	108	54	23.61	0.258	1.000	Pass
			1	1	23.65	0.260	1.000	Pass
			1	214	23.47	0.249	1.000	Pass
		16QAM	108	54	22.64	0.206	1.000	Pass
			1	1	22.49	0.199	1.000	Pass
			1	214	22.71	0.209	1.000	Pass
		64QAM	108	54	21.55	0.160	1.000	Pass
			1	1	20.71	0.132	1.000	Pass
			1	214	20.49	0.126	1.000	Pass
		256QAM	108	54	19.08	0.091	1.000	Pass
			1	1	19.35	0.097	1.000	Pass
			1	214	19.05	0.090	1.000	Pass
	HCH	PI/2 BPSK	108	54	24.06	0.286	1.000	Pass
			1	1	23.12	0.230	1.000	Pass
			1	214	23.49	0.251	1.000	Pass
		QPSK	108	54	24.07	0.286	1.000	Pass

			1	1	23.61	0.258	1.000	Pass
			1	214	23.55	0.254	1.000	Pass
		16QAM	108	54	22.63	0.206	1.000	Pass
			1	1	22.41	0.195	1.000	Pass
			1	214	22.4	0.195	1.000	Pass
		64QAM	108	54	21.1	0.145	1.000	Pass
			1	1	21.13	0.146	1.000	Pass
			1	214	21.1	0.145	1.000	Pass
		256QAM	108	54	19.55	0.101	1.000	Pass
			1	1	18.78	0.085	1.000	Pass
			1	214	18.75	0.084	1.000	Pass

Test BW	Test Channel	Test Mode	UL RB Number	UL RB Position	Conducted Output AV Power(dBm)	EIRP (W)	Limit (W)	Verdict
NR Band n66 SCS=30kHz								
20	LCH	PI/2 BPSK	50	25	23.73	0.265	1.000	Pass
			1	1	23.65	0.260	1.000	Pass
			1	104	23.52	0.252	1.000	Pass
		QPSK	50	25	24.22	0.296	1.000	Pass
			1	1	23.77	0.267	1.000	Pass
			1	104	23.63	0.259	1.000	Pass
		16QAM	50	25	22.76	0.212	1.000	Pass
			1	1	23.02	0.225	1.000	Pass
			1	104	22.87	0.217	1.000	Pass
		64QAM	50	25	21.22	0.149	1.000	Pass
			1	1	21.67	0.165	1.000	Pass
			1	104	21.57	0.161	1.000	Pass
		256QAM	50	25	19.17	0.093	1.000	Pass
			1	1	19.88	0.109	1.000	Pass
			1	104	19.18	0.093	1.000	Pass
	MCH	PI/2 BPSK	50	25	24.12	0.290	1.000	Pass
			1	1	23.93	0.277	1.000	Pass
			1	104	23.46	0.249	1.000	Pass
		QPSK	50	25	24.07	0.286	1.000	Pass
			1	1	23.6	0.257	1.000	Pass
			1	104	23.53	0.253	1.000	Pass
		16QAM	50	25	22.69	0.208	1.000	Pass
			1	1	22.83	0.215	1.000	Pass
			1	104	22.76	0.212	1.000	Pass
		64QAM	50	25	21.17	0.147	1.000	Pass
			1	1	21.62	0.163	1.000	Pass
			1	104	21.07	0.144	1.000	Pass
		256QAM	50	25	19.08	0.091	1.000	Pass
			1	1	19.24	0.094	1.000	Pass
			1	104	19.17	0.093	1.000	Pass
	HCH	PI/2 BPSK	50	25	24.06	0.286	1.000	Pass
			1	1	23.88	0.274	1.000	Pass
			1	104	23.51	0.252	1.000	Pass
		QPSK	50	25	24.03	0.284	1.000	Pass
			1	1	23.99	0.281	1.000	Pass
			1	104	24.11	0.289	1.000	Pass
		16QAM	50	25	23.11	0.230	1.000	Pass
			1	1	22.75	0.211	1.000	Pass

			1	104	22.92	0.220	1.000	Pass
		64QAM	50	25	21.55	0.160	1.000	Pass
			1	1	21.04	0.143	1.000	Pass
			1	104	21.66	0.164	1.000	Pass
		256QAM	50	25	19	0.089	1.000	Pass
			1	1	19.1	0.091	1.000	Pass
			1	104	19.73	0.105	1.000	Pass
40	LCH	PI/2 BPSK	108	54	24.13	0.290	1.000	Pass
			1	1	23.14	0.231	1.000	Pass
			1	214	22.95	0.221	1.000	Pass
		QPSK	108	54	23.69	0.262	1.000	Pass
			1	1	23.66	0.261	1.000	Pass
			1	214	23.03	0.225	1.000	Pass
		16QAM	108	54	22.65	0.207	1.000	Pass
			1	1	22.94	0.221	1.000	Pass
			1	214	22.3	0.191	1.000	Pass
		64QAM	108	54	21.61	0.163	1.000	Pass
			1	1	21.2	0.148	1.000	Pass
			1	214	21.01	0.142	1.000	Pass
		256QAM	108	54	19.62	0.103	1.000	Pass
			1	1	18.83	0.086	1.000	Pass
			1	214	19.13	0.092	1.000	Pass
	MCH	PI/2 BPSK	108	54	23.55	0.254	1.000	Pass
			1	1	23.09	0.229	1.000	Pass
			1	214	23.32	0.241	1.000	Pass
		QPSK	108	54	23.61	0.258	1.000	Pass
			1	1	23.65	0.260	1.000	Pass
			1	214	23.47	0.249	1.000	Pass
		16QAM	108	54	22.64	0.206	1.000	Pass
			1	1	22.49	0.199	1.000	Pass
			1	214	22.71	0.209	1.000	Pass
		64QAM	108	54	21.55	0.160	1.000	Pass
			1	1	20.71	0.132	1.000	Pass
			1	214	20.49	0.126	1.000	Pass
		256QAM	108	54	19.08	0.091	1.000	Pass
			1	1	19.35	0.097	1.000	Pass
			1	214	19.05	0.090	1.000	Pass
	HCH	PI/2 BPSK	108	54	24.06	0.286	1.000	Pass
			1	1	23.12	0.230	1.000	Pass
			1	214	23.49	0.251	1.000	Pass
		QPSK	108	54	24.07	0.286	1.000	Pass
			1	1	23.61	0.258	1.000	Pass
			1	214	23.55	0.254	1.000	Pass

		16QAM	108	54	22.63	0.206	1.000	Pass
			1	1	22.41	0.195	1.000	Pass
			1	214	22.4	0.195	1.000	Pass
		64QAM	108	54	21.1	0.145	1.000	Pass
			1	1	21.13	0.146	1.000	Pass
			1	214	21.1	0.145	1.000	Pass
		256QAM	108	54	19.55	0.101	1.000	Pass
			1	1	18.78	0.085	1.000	Pass
			1	214	18.75	0.084	1.000	Pass

Test BW	Test Channel	Test Mode	UL RB Number	UL RB Position	Conducted Output AV Power(dBm)	EIRP (W)	Limit (W)	Verdict
NR Band n77 (SCS=15kHz 3450-3550 MHz)								
10	LCH	PI/2 BPSK	25	12	25.56	0.583	1.000	Pass
			1	1	25.51	0.577	1.000	Pass
			1	50	25.56	0.583	1.000	Pass
		QPSK	25	12	25.59	0.587	1.000	Pass
			1	1	25.54	0.581	1.000	Pass
			1	50	25.52	0.578	1.000	Pass
		16QAM	25	12	24.59	0.467	1.000	Pass
			1	1	24.55	0.462	1.000	Pass
			1	50	24.55	0.462	1.000	Pass
		64QAM	25	12	23.09	0.330	1.000	Pass
			1	1	23.12	0.333	1.000	Pass
			1	50	23.16	0.336	1.000	Pass
		256QAM	25	12	21.28	0.218	1.000	Pass
			1	1	21.03	0.206	1.000	Pass
			1	50	21	0.204	1.000	Pass
	MCH	PI/2 BPSK	25	12	25.73	0.607	1.000	Pass
			1	1	25.66	0.597	1.000	Pass
			1	50	25.64	0.594	1.000	Pass
		QPSK	25	12	25.72	0.605	1.000	Pass
			1	1	25.64	0.594	1.000	Pass
			1	50	25.7	0.603	1.000	Pass
		16QAM	25	12	24.73	0.482	1.000	Pass
			1	1	24.75	0.484	1.000	Pass
			1	50	24.76	0.485	1.000	Pass
		64QAM	25	12	23.17	0.337	1.000	Pass
			1	1	23.22	0.340	1.000	Pass
			1	50	23.23	0.341	1.000	Pass
		256QAM	25	12	21.33	0.220	1.000	Pass
			1	1	21.27	0.217	1.000	Pass
			1	50	21.23	0.215	1.000	Pass
	HCH	PI/2 BPSK	25	12	25.94	0.637	1.000	Pass
			1	1	25.88	0.628	1.000	Pass
			1	50	25.86	0.625	1.000	Pass
		QPSK	25	12	25.95	0.638	1.000	Pass
			1	1	25.89	0.630	1.000	Pass
			1	50	25.89	0.630	1.000	Pass
		16QAM	25	12	24.93	0.505	1.000	Pass
			1	1	24.9	0.501	1.000	Pass

			1	50	24.93	0.505	1.000	Pass
		64QAM	25	12	23.42	0.356	1.000	Pass
			1	1	23.41	0.356	1.000	Pass
			1	50	23.43	0.357	1.000	Pass
		256QAM	25	12	21.57	0.233	1.000	Pass
			1	1	21.35	0.221	1.000	Pass
			1	50	21.31	0.219	1.000	Pass
50	LCH	PI/2 BPSK	135	67	25.54	0.581	1.000	Pass
			1	1	25.32	0.552	1.000	Pass
			1	268	25.18	0.535	1.000	Pass
		QPSK	135	67	25.6	0.589	1.000	Pass
			1	1	25.29	0.548	1.000	Pass
			1	268	25.16	0.532	1.000	Pass
		16QAM	135	67	24.54	0.461	1.000	Pass
			1	1	24.49	0.456	1.000	Pass
			1	268	24.39	0.446	1.000	Pass
		64QAM	135	67	23.1	0.331	1.000	Pass
			1	1	23.08	0.330	1.000	Pass
			1	268	22.94	0.319	1.000	Pass
		256QAM	135	67	21.27	0.217	1.000	Pass
			1	1	21.13	0.210	1.000	Pass
			1	268	21.15	0.211	1.000	Pass
	MCH	PI/2 BPSK	135	67	25.64	0.594	1.000	Pass
			1	1	25.43	0.566	1.000	Pass
			1	268	25.46	0.570	1.000	Pass
		QPSK	135	67	25.68	0.600	1.000	Pass
			1	1	25.48	0.573	1.000	Pass
			1	268	25.43	0.566	1.000	Pass
		16QAM	135	67	24.7	0.479	1.000	Pass
			1	1	24.68	0.476	1.000	Pass
			1	268	24.67	0.475	1.000	Pass
		64QAM	135	67	23.25	0.343	1.000	Pass
			1	1	23.18	0.337	1.000	Pass
			1	268	23.16	0.336	1.000	Pass
		256QAM	135	67	21.34	0.221	1.000	Pass
			1	1	21.45	0.226	1.000	Pass
			1	268	21.22	0.215	1.000	Pass
	HCH	PI/2 BPSK	135	67	25.58	0.586	1.000	Pass
			1	1	25.32	0.552	1.000	Pass
			1	268	25.43	0.566	1.000	Pass
		QPSK	135	67	25.63	0.593	1.000	Pass
			1	1	25.24	0.542	1.000	Pass
			1	268	25.3	0.550	1.000	Pass

		16QAM	135	67	24.62	0.470	1.000	Pass
			1	1	24.48	0.455	1.000	Pass
			1	268	24.58	0.466	1.000	Pass
		64QAM	135	67	23.16	0.336	1.000	Pass
			1	1	22.4	0.282	1.000	Pass
			1	268	22.6	0.295	1.000	Pass
		256QAM	135	67	21.3	0.219	1.000	Pass
			1	1	21.03	0.206	1.000	Pass
			1	268	21.13	0.210	1.000	Pass

Test BW	Test Channel	Test Mode	UL RB Number	UL RB Position	Conducted Output AV Power(dBm)	EIRP (W)	Limit (W)	Verdict
NR Band n77 (SCS=30kHz 3450-3550 MHz)								
10	LCH	PI/2 BPSK	12	6	25.51	0.577	1.000	Pass
			1	1	25.52	0.578	1.000	Pass
			1	22	25.47	0.571	1.000	Pass
		QPSK	12	6	25.52	0.578	1.000	Pass
			1	1	25.51	0.577	1.000	Pass
			1	22	25.47	0.571	1.000	Pass
		16QAM	12	6	24.57	0.465	1.000	Pass
			1	1	24.56	0.463	1.000	Pass
			1	22	24.53	0.460	1.000	Pass
		64QAM	12	6	23.03	0.326	1.000	Pass
			1	1	22.85	0.313	1.000	Pass
			1	22	22.83	0.311	1.000	Pass
		256QAM	12	6	21.17	0.212	1.000	Pass
			1	1	20.85	0.197	1.000	Pass
			1	22	20.87	0.198	1.000	Pass
	MCH	PI/2 BPSK	12	6	25.58	0.586	1.000	Pass
			1	1	25.6	0.589	1.000	Pass
			1	22	25.55	0.582	1.000	Pass
		QPSK	12	6	25.59	0.587	1.000	Pass
			1	1	25.56	0.583	1.000	Pass
			1	22	25.56	0.583	1.000	Pass
		16QAM	12	6	24.64	0.472	1.000	Pass
			1	1	24.6	0.468	1.000	Pass
			1	22	24.61	0.469	1.000	Pass
		64QAM	12	6	23.13	0.333	1.000	Pass
			1	1	23.2	0.339	1.000	Pass
			1	22	23.2	0.339	1.000	Pass
		256QAM	12	6	21.23	0.215	1.000	Pass
			1	1	20.91	0.200	1.000	Pass
			1	22	20.95	0.202	1.000	Pass
	HCH	PI/2 BPSK	12	6	25.78	0.614	1.000	Pass
			1	1	25.77	0.612	1.000	Pass
			1	22	25.74	0.608	1.000	Pass
		QPSK	12	6	25.79	0.615	1.000	Pass
			1	1	25.75	0.610	1.000	Pass
			1	22	25.71	0.604	1.000	Pass
		16QAM	12	6	24.83	0.493	1.000	Pass
			1	1	24.82	0.492	1.000	Pass

			1	22	24.78	0.488	1.000	Pass
		64QAM	12	6	23.31	0.348	1.000	Pass
			1	1	23.13	0.333	1.000	Pass
			1	22	23.09	0.330	1.000	Pass
		256QAM	12	6	21.43	0.225	1.000	Pass
			1	1	21.18	0.213	1.000	Pass
			1	22	21.13	0.210	1.000	Pass
50	LCH	PI/2 BPSK	64	32	25.54	0.581	1.000	Pass
			1	1	25.23	0.541	1.000	Pass
			1	131	25.26	0.545	1.000	Pass
		QPSK	64	32	25.56	0.583	1.000	Pass
			1	1	25.22	0.540	1.000	Pass
			1	131	25.26	0.545	1.000	Pass
		16QAM	64	32	24.56	0.463	1.000	Pass
			1	1	24.36	0.443	1.000	Pass
			1	131	24.39	0.446	1.000	Pass
		64QAM	64	32	23.09	0.330	1.000	Pass
			1	1	22.64	0.298	1.000	Pass
			1	131	22.65	0.299	1.000	Pass
		256QAM	64	32	21.19	0.213	1.000	Pass
			1	1	20.67	0.189	1.000	Pass
			1	131	20.69	0.190	1.000	Pass
	MCH	PI/2 BPSK	64	32	25.63	0.593	1.000	Pass
			1	1	25.45	0.569	1.000	Pass
			1	131	25.42	0.565	1.000	Pass
		QPSK	64	32	25.67	0.598	1.000	Pass
			1	1	25.42	0.565	1.000	Pass
			1	131	25.39	0.561	1.000	Pass
		16QAM	64	32	24.69	0.478	1.000	Pass
			1	1	24.54	0.461	1.000	Pass
			1	131	24.51	0.458	1.000	Pass
		64QAM	64	32	23.18	0.337	1.000	Pass
			1	1	22.87	0.314	1.000	Pass
			1	131	22.83	0.311	1.000	Pass
		256QAM	64	32	21.31	0.219	1.000	Pass
			1	1	20.92	0.200	1.000	Pass
			1	131	20.92	0.200	1.000	Pass
	HCH	PI/2 BPSK	64	32	25.58	0.586	1.000	Pass
			1	1	25.26	0.545	1.000	Pass
			1	131	25.37	0.558	1.000	Pass
		QPSK	64	32	25.63	0.593	1.000	Pass
			1	1	25.18	0.535	1.000	Pass
			1	131	25.28	0.547	1.000	Pass

		16QAM	64	32	24.59	0.467	1.000	Pass
			1	1	24.37	0.444	1.000	Pass
			1	131	24.47	0.454	1.000	Pass
		64QAM	64	32	23.08	0.330	1.000	Pass
			1	1	22.65	0.299	1.000	Pass
			1	131	22.74	0.305	1.000	Pass
		256QAM	64	32	21.22	0.215	1.000	Pass
			1	1	20.69	0.190	1.000	Pass
			1	131	20.81	0.195	1.000	Pass
100	MCH	PI/2 BPSK	135	67	25.68	0.600	1.000	Pass
			1	1	24.81	0.491	1.000	Pass
			1	271	24.81	0.491	1.000	Pass
		QPSK	135	67	25.67	0.598	1.000	Pass
			1	1	24.76	0.485	1.000	Pass
			1	271	24.75	0.484	1.000	Pass
		16QAM	135	67	24.71	0.480	1.000	Pass
			1	1	23.87	0.395	1.000	Pass
			1	271	23.85	0.394	1.000	Pass
		64QAM	135	67	23.21	0.340	1.000	Pass
			1	1	22.46	0.286	1.000	Pass
			1	271	22.47	0.286	1.000	Pass
		256QAM	135	67	21.31	0.219	1.000	Pass
			1	1	20.37	0.177	1.000	Pass
			1	271	20.41	0.178	1.000	Pass

Test BW	Test Channel	Test Mode	UL RB Number	UL RB Position	Conducted Output AV Power(dBm)	EIRP (W)	Limit (W)	Verdict
NR Band n77 (SCS=15kHz 3700-3980 MHz)								
10	LCH	PI/2 BPSK	25	12	25.76	0.611	1.000	Pass
			1	1	25.62	0.592	1.000	Pass
			1	50	25.72	0.605	1.000	Pass
		QPSK	25	12	25.8	0.617	1.000	Pass
			1	1	25.63	0.593	1.000	Pass
			1	50	25.66	0.597	1.000	Pass
		16QAM	25	12	24.74	0.483	1.000	Pass
			1	1	24.88	0.499	1.000	Pass
			1	50	24.85	0.495	1.000	Pass
		64QAM	25	12	23.29	0.346	1.000	Pass
			1	1	23.11	0.332	1.000	Pass
			1	50	23.26	0.344	1.000	Pass
		256QAM	25	12	21.34	0.221	1.000	Pass
			1	1	21.57	0.233	1.000	Pass
			1	50	21.51	0.230	1.000	Pass
	MCH	PI/2 BPSK	25	12	25.58	0.586	1.000	Pass
			1	1	25.53	0.579	1.000	Pass
			1	50	25.51	0.577	1.000	Pass
		QPSK	25	12	25.61	0.590	1.000	Pass
			1	1	25.48	0.573	1.000	Pass
			1	50	25.49	0.574	1.000	Pass
		16QAM	25	12	24.55	0.462	1.000	Pass
			1	1	24.9	0.501	1.000	Pass
			1	50	24.79	0.489	1.000	Pass
		64QAM	25	12	23.09	0.330	1.000	Pass
			1	1	23.04	0.327	1.000	Pass
			1	50	23.06	0.328	1.000	Pass
		256QAM	25	12	21.15	0.211	1.000	Pass
			1	1	21.32	0.220	1.000	Pass
			1	50	21.48	0.228	1.000	Pass
	HCH	PI/2 BPSK	25	12	25.56	0.583	1.000	Pass
			1	1	25.57	0.585	1.000	Pass
			1	50	25.52	0.578	1.000	Pass
		QPSK	25	12	25.59	0.587	1.000	Pass
			1	1	25.57	0.585	1.000	Pass
			1	50	25.5	0.575	1.000	Pass
		16QAM	25	12	24.58	0.466	1.000	Pass
			1	1	24.49	0.456	1.000	Pass

			1	50	24.4	0.447	1.000	Pass
		64QAM	25	12	23.07	0.329	1.000	Pass
			1	1	23.06	0.328	1.000	Pass
			1	50	23	0.324	1.000	Pass
		256QAM	25	12	21.29	0.218	1.000	Pass
			1	1	21.44	0.226	1.000	Pass
			1	50	21.41	0.224	1.000	Pass
50	LCH	PI/2 BPSK	135	67	25.76	0.611	1.000	Pass
			1	1	25.53	0.579	1.000	Pass
			1	268	25.53	0.579	1.000	Pass
		QPSK	135	67	25.82	0.619	1.000	Pass
			1	1	25.46	0.570	1.000	Pass
			1	268	25.45	0.569	1.000	Pass
		16QAM	135	67	24.75	0.484	1.000	Pass
			1	1	24.63	0.471	1.000	Pass
			1	268	24.82	0.492	1.000	Pass
		64QAM	135	67	23.36	0.352	1.000	Pass
			1	1	22.87	0.314	1.000	Pass
			1	268	22.86	0.313	1.000	Pass
		256QAM	135	67	21.41	0.224	1.000	Pass
			1	1	21.42	0.225	1.000	Pass
			1	268	21.34	0.221	1.000	Pass
	MCH	PI/2 BPSK	135	67	25.78	0.614	1.000	Pass
			1	1	25.48	0.573	1.000	Pass
			1	268	25.48	0.573	1.000	Pass
		QPSK	135	67	25.76	0.611	1.000	Pass
			1	1	25.43	0.566	1.000	Pass
			1	268	25.44	0.568	1.000	Pass
		16QAM	135	67	24.77	0.486	1.000	Pass
			1	1	24.7	0.479	1.000	Pass
			1	268	24.72	0.481	1.000	Pass
		64QAM	135	67	23.32	0.348	1.000	Pass
			1	1	22.76	0.306	1.000	Pass
			1	268	22.62	0.296	1.000	Pass
		256QAM	135	67	21.38	0.223	1.000	Pass
			1	1	21.43	0.225	1.000	Pass
			1	268	21.31	0.219	1.000	Pass
	HCH	PI/2 BPSK	135	67	25.78	0.614	1.000	Pass
			1	1	25.62	0.592	1.000	Pass
			1	268	25.33	0.553	1.000	Pass
		QPSK	135	67	25.86	0.625	1.000	Pass
			1	1	25.55	0.582	1.000	Pass
			1	268	25.28	0.547	1.000	Pass

		16QAM	135	67	24.84	0.494	1.000	Pass
			1	1	24.82	0.492	1.000	Pass
			1	268	24.52	0.459	1.000	Pass
		64QAM	135	67	23.36	0.352	1.000	Pass
			1	1	22.86	0.313	1.000	Pass
			1	268	22.47	0.286	1.000	Pass
		256QAM	135	67	21.53	0.231	1.000	Pass
			1	1	21.31	0.219	1.000	Pass
			1	268	21.21	0.214	1.000	Pass

Test BW	Test Channel	Test Mode	UL RB Number	UL RB Position	Conducted Output AV Power(dBm)	EIRP (W)	Limit (W)	Verdict
NR Band n77 (SCS=30kHz 3700-3980 MHz)								
10	LCH	PI/2 BPSK	12	6	25.87	0.627	1.000	Pass
			1	1	25.77	0.612	1.000	Pass
			1	22	25.84	0.622	1.000	Pass
		QPSK	12	6	25.83	0.621	1.000	Pass
			1	1	25.72	0.605	1.000	Pass
			1	22	25.79	0.615	1.000	Pass
		16QAM	12	6	24.9	0.501	1.000	Pass
			1	1	24.82	0.492	1.000	Pass
			1	22	24.87	0.498	1.000	Pass
		64QAM	12	6	23.36	0.352	1.000	Pass
			1	1	23.16	0.336	1.000	Pass
			1	22	23.23	0.341	1.000	Pass
		256QAM	12	6	21.35	0.221	1.000	Pass
			1	1	21.03	0.206	1.000	Pass
			1	22	21.08	0.208	1.000	Pass
	MCH	PI/2 BPSK	12	6	25.57	0.585	1.000	Pass
			1	1	25.58	0.586	1.000	Pass
			1	22	25.57	0.585	1.000	Pass
		QPSK	12	6	25.56	0.583	1.000	Pass
			1	1	25.53	0.579	1.000	Pass
			1	22	25.52	0.578	1.000	Pass
		16QAM	12	6	24.6	0.468	1.000	Pass
			1	1	24.62	0.470	1.000	Pass
			1	22	24.58	0.466	1.000	Pass
		64QAM	12	6	23.08	0.330	1.000	Pass
			1	1	22.96	0.321	1.000	Pass
			1	22	22.94	0.319	1.000	Pass
		256QAM	12	6	21.13	0.210	1.000	Pass
			1	1	20.82	0.196	1.000	Pass
			1	22	20.84	0.197	1.000	Pass
	HCH	PI/2 BPSK	12	6	25.58	0.586	1.000	Pass
			1	1	25.59	0.587	1.000	Pass
			1	22	25.56	0.583	1.000	Pass
		QPSK	12	6	25.56	0.583	1.000	Pass
			1	1	25.54	0.581	1.000	Pass
			1	22	25.51	0.577	1.000	Pass
		16QAM	12	6	24.6	0.468	1.000	Pass
			1	1	24.63	0.471	1.000	Pass

			1	22	24.59	0.467	1.000	Pass
		64QAM	12	6	23.08	0.330	1.000	Pass
			1	1	22.98	0.322	1.000	Pass
			1	22	22.92	0.318	1.000	Pass
		256QAM	12	6	21.13	0.210	1.000	Pass
			1	1	20.88	0.199	1.000	Pass
			1	22	20.79	0.195	1.000	Pass
50	LCH	PI/2 BPSK	64	32	25.79	0.615	1.000	Pass
			1	1	25.47	0.571	1.000	Pass
			1	131	25.59	0.587	1.000	Pass
		QPSK	64	32	25.81	0.618	1.000	Pass
			1	1	25.4	0.562	1.000	Pass
			1	131	25.47	0.571	1.000	Pass
		16QAM	64	32	24.81	0.491	1.000	Pass
			1	1	24.61	0.469	1.000	Pass
			1	131	24.68	0.476	1.000	Pass
		64QAM	64	32	23.32	0.348	1.000	Pass
			1	1	22.89	0.316	1.000	Pass
			1	131	23.11	0.332	1.000	Pass
		256QAM	64	32	21.35	0.221	1.000	Pass
			1	1	20.69	0.190	1.000	Pass
			1	131	20.78	0.194	1.000	Pass
	MCH	PI/2 BPSK	64	32	25.6	0.589	1.000	Pass
			1	1	25.36	0.557	1.000	Pass
			1	131	25.25	0.543	1.000	Pass
		QPSK	64	32	25.6	0.589	1.000	Pass
			1	1	25.31	0.551	1.000	Pass
			1	131	25.18	0.535	1.000	Pass
		16QAM	64	32	24.65	0.473	1.000	Pass
			1	1	24.34	0.441	1.000	Pass
			1	131	24.27	0.434	1.000	Pass
		64QAM	64	32	23.1	0.331	1.000	Pass
			1	1	22.83	0.311	1.000	Pass
			1	131	22.71	0.303	1.000	Pass
		256QAM	64	32	21.18	0.213	1.000	Pass
			1	1	20.59	0.186	1.000	Pass
			1	131	20.48	0.181	1.000	Pass
	HCH	PI/2 BPSK	64	32	25.58	0.586	1.000	Pass
			1	1	25.36	0.557	1.000	Pass
			1	131	25.12	0.527	1.000	Pass
		QPSK	64	32	25.6	0.589	1.000	Pass
			1	1	25.34	0.555	1.000	Pass
			1	131	25.09	0.524	1.000	Pass

		16QAM	64	32	24.61	0.469	1.000	Pass
			1	1	24.46	0.453	1.000	Pass
			1	131	24.21	0.428	1.000	Pass
		64QAM	64	32	23.1	0.331	1.000	Pass
			1	1	22.84	0.312	1.000	Pass
			1	131	22.58	0.294	1.000	Pass
		256QAM	64	32	21.2	0.214	1.000	Pass
			1	1	20.74	0.192	1.000	Pass
			1	131	20.47	0.181	1.000	Pass
100	LCH	PI/2 BPSK	135	67	25.69	0.601	1.000	Pass
			1	1	24.85	0.495	1.000	Pass
			1	271	24.77	0.486	1.000	Pass
		QPSK	135	67	25.7	0.603	1.000	Pass
			1	1	24.78	0.488	1.000	Pass
			1	271	24.68	0.476	1.000	Pass
		16QAM	135	67	24.71	0.480	1.000	Pass
			1	1	23.88	0.396	1.000	Pass
			1	271	23.81	0.390	1.000	Pass
		64QAM	135	67	23.19	0.338	1.000	Pass
			1	1	22.26	0.273	1.000	Pass
			1	271	22.2	0.269	1.000	Pass
		256QAM	135	67	21.2	0.214	1.000	Pass
			1	1	20.01	0.163	1.000	Pass
			1	271	19.94	0.160	1.000	Pass
	MCH	PI/2 BPSK	135	67	25.57	0.585	1.000	Pass
			1	1	24.93	0.505	1.000	Pass
			1	271	24.69	0.478	1.000	Pass
		QPSK	135	67	25.6	0.589	1.000	Pass
			1	1	24.94	0.506	1.000	Pass
			1	271	24.69	0.478	1.000	Pass
		16QAM	135	67	24.61	0.469	1.000	Pass
			1	1	24.01	0.408	1.000	Pass
			1	271	23.79	0.388	1.000	Pass
		64QAM	135	67	23.1	0.331	1.000	Pass
			1	1	22.28	0.274	1.000	Pass
			1	271	22.11	0.264	1.000	Pass
		256QAM	135	67	21.1	0.209	1.000	Pass
			1	1	20.18	0.169	1.000	Pass
			1	271	19.96	0.161	1.000	Pass
	HCH	PI/2 BPSK	135	67	25.65	0.596	1.000	Pass
			1	1	24.77	0.486	1.000	Pass
			1	271	24.6	0.468	1.000	Pass
		QPSK	135	67	25.61	0.590	1.000	Pass

			1	1	24.76	0.485	1.000	Pass
			1	271	24.6	0.468	1.000	Pass
		16QAM	135	67	24.63	0.471	1.000	Pass
			1	1	23.82	0.391	1.000	Pass
			1	271	23.67	0.378	1.000	Pass
		64QAM	135	67	23.12	0.333	1.000	Pass
			1	1	22.15	0.266	1.000	Pass
			1	271	21.98	0.256	1.000	Pass
		256QAM	135	67	21.14	0.211	1.000	Pass
			1	1	20.02	0.163	1.000	Pass
			1	271	19.86	0.157	1.000	Pass

Test BW	Test Channel	Test Mode	UL RB Number	UL RB Position	Conducted Output AV Power(dBm)	EIRP (W)	Limit (W)	Verdict
NR Band n78 (SCS=15kHz 3450-3550 MHz)								
10	LCH	PI/2 BPSK	25	12	25.67	0.598	1.000	Pass
			1	1	25.6	0.589	1.000	Pass
			1	50	25.59	0.587	1.000	Pass
		QPSK	25	12	25.6	0.589	1.000	Pass
			1	1	25.56	0.583	1.000	Pass
			1	50	25.54	0.581	1.000	Pass
		16QAM	25	12	24.61	0.469	1.000	Pass
			1	1	24.74	0.483	1.000	Pass
			1	50	24.76	0.485	1.000	Pass
		64QAM	25	12	23.09	0.330	1.000	Pass
			1	1	22.99	0.323	1.000	Pass
			1	50	23.06	0.328	1.000	Pass
		256QAM	25	12	21.28	0.218	1.000	Pass
			1	1	21.52	0.230	1.000	Pass
			1	50	21.42	0.225	1.000	Pass
	MCH	PI/2 BPSK	25	12	25.66	0.597	1.000	Pass
			1	1	25.59	0.587	1.000	Pass
			1	50	25.6	0.589	1.000	Pass
		QPSK	25	12	25.62	0.592	1.000	Pass
			1	1	25.5	0.575	1.000	Pass
			1	50	25.57	0.585	1.000	Pass
		16QAM	25	12	24.59	0.467	1.000	Pass
			1	1	24.75	0.484	1.000	Pass
			1	50	24.73	0.482	1.000	Pass
		64QAM	25	12	23.16	0.336	1.000	Pass
			1	1	23	0.324	1.000	Pass
			1	50	22.71	0.303	1.000	Pass
		256QAM	25	12	21.14	0.211	1.000	Pass
			1	1	21.39	0.223	1.000	Pass
			1	50	21.32	0.220	1.000	Pass
	HCH	PI/2 BPSK	25	12	26.25	0.684	1.000	Pass
			1	1	26.12	0.664	1.000	Pass
			1	50	26.28	0.689	1.000	Pass
		QPSK	25	12	26.23	0.681	1.000	Pass
			1	1	26.12	0.664	1.000	Pass
			1	50	26.24	0.682	1.000	Pass
		16QAM	25	12	25.2	0.537	1.000	Pass
			1	1	25.32	0.552	1.000	Pass

			1	50	25.49	0.574	1.000	Pass
		64QAM	25	12	23.73	0.383	1.000	Pass
			1	1	23.28	0.345	1.000	Pass
			1	50	23.53	0.366	1.000	Pass
		256QAM	25	12	21.8	0.245	1.000	Pass
			1	1	21.92	0.252	1.000	Pass
			1	50	21.94	0.254	1.000	Pass
50	LCH	PI/2 BPSK	135	67	25.76	0.611	1.000	Pass
			1	1	25.51	0.577	1.000	Pass
			1	268	25.35	0.556	1.000	Pass
		QPSK	135	67	25.76	0.611	1.000	Pass
			1	1	25.43	0.566	1.000	Pass
			1	268	25.29	0.548	1.000	Pass
		16QAM	135	67	24.71	0.480	1.000	Pass
			1	1	24.69	0.478	1.000	Pass
			1	268	24.58	0.466	1.000	Pass
		64QAM	135	67	23.24	0.342	1.000	Pass
			1	1	22.77	0.307	1.000	Pass
			1	268	22.47	0.286	1.000	Pass
		256QAM	135	67	21.41	0.224	1.000	Pass
			1	1	21.43	0.225	1.000	Pass
			1	268	21.3	0.219	1.000	Pass
	MCH	PI/2 BPSK	135	67	25.78	0.614	1.000	Pass
			1	1	25.72	0.605	1.000	Pass
			1	268	25.73	0.607	1.000	Pass
		QPSK	135	67	25.82	0.619	1.000	Pass
			1	1	25.67	0.598	1.000	Pass
			1	268	25.64	0.594	1.000	Pass
		16QAM	135	67	24.76	0.485	1.000	Pass
			1	1	24.85	0.495	1.000	Pass
			1	268	24.92	0.504	1.000	Pass
		64QAM	135	67	23.36	0.352	1.000	Pass
			1	1	22.9	0.316	1.000	Pass
			1	268	23.01	0.324	1.000	Pass
		256QAM	135	67	21.47	0.228	1.000	Pass
			1	1	21.49	0.229	1.000	Pass
			1	268	21.32	0.220	1.000	Pass
	HCH	PI/2 BPSK	135	67	25.92	0.634	1.000	Pass
			1	1	25.4	0.562	1.000	Pass
			1	268	25.96	0.640	1.000	Pass
		QPSK	135	67	25.92	0.634	1.000	Pass
			1	1	25.38	0.560	1.000	Pass
			1	268	25.94	0.637	1.000	Pass

		16QAM	135	67	24.89	0.500	1.000	Pass
			1	1	24.56	0.463	1.000	Pass
			1	268	25.27	0.546	1.000	Pass
		64QAM	135	67	23.41	0.356	1.000	Pass
			1	1	22.67	0.300	1.000	Pass
			1	268	23.28	0.345	1.000	Pass
		256QAM	135	67	21.46	0.227	1.000	Pass
			1	1	21.16	0.212	1.000	Pass
			1	268	21.65	0.237	1.000	Pass

Test BW	Test Channel	Test Mode	UL RB Number	UL RB Position	Conducted Output AV Power(dBm)	EIRP (W)	Limit (W)	Verdict
NR Band n78 (SCS=30kHz 3450-3550 MHz)								
10	LCH	PI/2 BPSK	12	6	25.67	0.598	1.000	Pass
			1	1	25.63	0.593	1.000	Pass
			1	22	25.62	0.592	1.000	Pass
		QPSK	12	6	25.61	0.590	1.000	Pass
			1	1	25.6	0.589	1.000	Pass
			1	22	25.61	0.590	1.000	Pass
		16QAM	12	6	24.7	0.479	1.000	Pass
			1	1	24.7	0.479	1.000	Pass
			1	22	24.7	0.479	1.000	Pass
		64QAM	12	6	23.18	0.337	1.000	Pass
			1	1	22.99	0.323	1.000	Pass
			1	22	22.98	0.322	1.000	Pass
		256QAM	12	6	21.29	0.218	1.000	Pass
			1	1	20.99	0.204	1.000	Pass
			1	22	20.98	0.203	1.000	Pass
	MCH	PI/2 BPSK	12	6	25.8	0.617	1.000	Pass
			1	1	25.77	0.612	1.000	Pass
			1	22	25.78	0.614	1.000	Pass
		QPSK	12	6	25.79	0.615	1.000	Pass
			1	1	25.76	0.611	1.000	Pass
			1	22	25.77	0.612	1.000	Pass
		16QAM	12	6	24.85	0.495	1.000	Pass
			1	1	24.79	0.489	1.000	Pass
			1	22	24.8	0.490	1.000	Pass
		64QAM	12	6	23.31	0.348	1.000	Pass
			1	1	23.38	0.353	1.000	Pass
			1	22	23.4	0.355	1.000	Pass
		256QAM	12	6	21.32	0.220	1.000	Pass
			1	1	21.14	0.211	1.000	Pass
			1	22	21.03	0.206	1.000	Pass
	HCH	PI/2 BPSK	12	6	26.4	0.708	1.000	Pass
			1	1	26.36	0.701	1.000	Pass
			1	22	26.4	0.708	1.000	Pass
		QPSK	12	6	26.42	0.711	1.000	Pass
			1	1	26.32	0.695	1.000	Pass
			1	22	26.38	0.705	1.000	Pass
		16QAM	12	6	25.45	0.569	1.000	Pass
			1	1	25.41	0.564	1.000	Pass

			1	22	25.46	0.570	1.000	Pass
		64QAM	12	6	23.93	0.401	1.000	Pass
			1	1	23.75	0.385	1.000	Pass
			1	22	23.78	0.387	1.000	Pass
		256QAM	12	6	21.92	0.252	1.000	Pass
			1	1	21.64	0.237	1.000	Pass
			1	22	21.68	0.239	1.000	Pass
50	LCH	PI/2 BPSK	64	32	25.68	0.600	1.000	Pass
			1	1	25.36	0.557	1.000	Pass
			1	131	25.37	0.558	1.000	Pass
		QPSK	64	32	25.66	0.597	1.000	Pass
			1	1	25.32	0.552	1.000	Pass
			1	131	25.34	0.555	1.000	Pass
		16QAM	64	32	24.72	0.481	1.000	Pass
			1	1	24.46	0.453	1.000	Pass
			1	131	24.47	0.454	1.000	Pass
		64QAM	64	32	23.17	0.337	1.000	Pass
			1	1	22.82	0.310	1.000	Pass
			1	131	22.77	0.307	1.000	Pass
		256QAM	64	32	21.34	0.221	1.000	Pass
			1	1	20.84	0.197	1.000	Pass
			1	131	20.84	0.197	1.000	Pass
	MCH	PI/2 BPSK	64	32	25.79	0.615	1.000	Pass
			1	1	25.67	0.598	1.000	Pass
			1	131	25.71	0.604	1.000	Pass
		QPSK	64	32	25.78	0.614	1.000	Pass
			1	1	25.57	0.585	1.000	Pass
			1	131	25.62	0.592	1.000	Pass
		16QAM	64	32	24.8	0.490	1.000	Pass
			1	1	24.79	0.489	1.000	Pass
			1	131	24.86	0.497	1.000	Pass
		64QAM	64	32	23.29	0.346	1.000	Pass
			1	1	23.02	0.325	1.000	Pass
			1	131	23.1	0.331	1.000	Pass
		256QAM	64	32	21.44	0.226	1.000	Pass
			1	1	21.06	0.207	1.000	Pass
			1	131	20.91	0.200	1.000	Pass
	HCH	PI/2 BPSK	64	32	25.88	0.628	1.000	Pass
			1	1	25.43	0.566	1.000	Pass
			1	131	26.02	0.649	1.000	Pass
		QPSK	64	32	25.9	0.631	1.000	Pass
			1	1	25.42	0.565	1.000	Pass
			1	131	26.01	0.647	1.000	Pass

		16QAM	64	32	24.92	0.504	1.000	Pass
			1	1	24.55	0.462	1.000	Pass
			1	131	25.18	0.535	1.000	Pass
		64QAM	64	32	23.41	0.356	1.000	Pass
			1	1	22.82	0.310	1.000	Pass
			1	131	23.41	0.356	1.000	Pass
		256QAM	64	32	21.42	0.225	1.000	Pass
			1	1	20.85	0.197	1.000	Pass
			1	131	21.24	0.216	1.000	Pass
100	MCH	PI/2 BPSK	135	67	25.8	0.617	1.000	Pass
			1	1	24.98	0.511	1.000	Pass
			1	271	25.48	0.573	1.000	Pass
		QPSK	135	67	25.85	0.624	1.000	Pass
			1	1	24.92	0.504	1.000	Pass
			1	271	25.43	0.566	1.000	Pass
		16QAM	135	67	24.8	0.490	1.000	Pass
			1	1	24.1	0.417	1.000	Pass
			1	271	24.6	0.468	1.000	Pass
		64QAM	135	67	23.3	0.347	1.000	Pass
			1	1	22.35	0.279	1.000	Pass
			1	271	22.86	0.313	1.000	Pass
		256QAM	135	67	21.28	0.218	1.000	Pass
			1	1	20.16	0.168	1.000	Pass
			1	271	20.69	0.190	1.000	Pass

Test BW	Test Channel	Test Mode	UL RB Number	UL RB Position	Conducted Output AV Power(dBm)	EIRP (W)	Limit (W)	Verdict
NR Band n78 (SCS=15kHz 3700-3800 MHz)								
10	LCH	PI/2 BPSK	25	12	25.92	0.634	1.000	Pass
			1	1	25.87	0.627	1.000	Pass
			1	50	25.91	0.632	1.000	Pass
		QPSK	25	12	25.96	0.640	1.000	Pass
			1	1	25.85	0.624	1.000	Pass
			1	50	25.79	0.615	1.000	Pass
		16QAM	25	12	24.89	0.500	1.000	Pass
			1	1	25.18	0.535	1.000	Pass
			1	50	25.19	0.536	1.000	Pass
		64QAM	25	12	23.44	0.358	1.000	Pass
			1	1	23.45	0.359	1.000	Pass
			1	50	23.38	0.353	1.000	Pass
		256QAM	25	12	21.58	0.233	1.000	Pass
			1	1	21.39	0.223	1.000	Pass
			1	50	21.5	0.229	1.000	Pass
	MCH	PI/2 BPSK	25	12	25.74	0.608	1.000	Pass
			1	1	25.72	0.605	1.000	Pass
			1	50	25.72	0.605	1.000	Pass
		QPSK	25	12	25.78	0.614	1.000	Pass
			1	1	25.69	0.601	1.000	Pass
			1	50	25.62	0.592	1.000	Pass
		16QAM	25	12	24.76	0.485	1.000	Pass
			1	1	24.93	0.505	1.000	Pass
			1	50	24.92	0.504	1.000	Pass
		64QAM	25	12	23.21	0.340	1.000	Pass
			1	1	23.16	0.336	1.000	Pass
			1	50	23.07	0.329	1.000	Pass
		256QAM	25	12	21.29	0.218	1.000	Pass
			1	1	21.35	0.221	1.000	Pass
			1	50	21.63	0.236	1.000	Pass
	HCH	PI/2 BPSK	25	12	25.61	0.590	1.000	Pass
			1	1	25.54	0.581	1.000	Pass
			1	50	25.49	0.574	1.000	Pass
		QPSK	25	12	25.6	0.589	1.000	Pass
			1	1	25.48	0.573	1.000	Pass
			1	50	25.45	0.569	1.000	Pass
		16QAM	25	12	24.52	0.459	1.000	Pass
			1	1	24.72	0.481	1.000	Pass

			1	50	24.79	0.489	1.000	Pass
		64QAM	25	12	23.03	0.326	1.000	Pass
			1	1	23.1	0.331	1.000	Pass
			1	50	23.12	0.333	1.000	Pass
		256QAM	25	12	21.15	0.211	1.000	Pass
			1	1	21.25	0.216	1.000	Pass
			1	50	21.39	0.223	1.000	Pass
50	LCH	PI/2 BPSK	135	67	26.06	0.655	1.000	Pass
			1	1	25.77	0.612	1.000	Pass
			1	268	25.71	0.604	1.000	Pass
		QPSK	135	67	26.01	0.647	1.000	Pass
			1	1	25.72	0.605	1.000	Pass
			1	268	25.65	0.596	1.000	Pass
		16QAM	135	67	25.04	0.518	1.000	Pass
			1	1	24.96	0.508	1.000	Pass
			1	268	24.95	0.507	1.000	Pass
		64QAM	135	67	23.63	0.374	1.000	Pass
			1	1	23.11	0.332	1.000	Pass
			1	268	23.23	0.341	1.000	Pass
		256QAM	135	67	21.69	0.239	1.000	Pass
			1	1	21.36	0.222	1.000	Pass
			1	268	21.36	0.222	1.000	Pass
	MCH	PI/2 BPSK	135	67	25.98	0.643	1.000	Pass
			1	1	25.82	0.619	1.000	Pass
			1	268	25.73	0.607	1.000	Pass
		QPSK	135	67	26.01	0.647	1.000	Pass
			1	1	25.77	0.612	1.000	Pass
			1	268	25.6	0.589	1.000	Pass
		16QAM	135	67	25.02	0.515	1.000	Pass
			1	1	25.18	0.535	1.000	Pass
			1	268	24.91	0.502	1.000	Pass
		64QAM	135	67	23.53	0.366	1.000	Pass
			1	1	23.57	0.369	1.000	Pass
			1	268	23.37	0.352	1.000	Pass
		256QAM	135	67	21.54	0.231	1.000	Pass
			1	1	21.51	0.230	1.000	Pass
			1	268	21.4	0.224	1.000	Pass
	HCH	PI/2 BPSK	135	67	25.83	0.621	1.000	Pass
			1	1	25.61	0.590	1.000	Pass
			1	268	25.36	0.557	1.000	Pass
		QPSK	135	67	25.84	0.622	1.000	Pass
			1	1	25.54	0.581	1.000	Pass
			1	268	25.25	0.543	1.000	Pass

		16QAM	135	67	24.85	0.495	1.000	Pass
			1	1	24.71	0.480	1.000	Pass
			1	268	24.42	0.449	1.000	Pass
		64QAM	135	67	23.34	0.350	1.000	Pass
			1	1	22.89	0.316	1.000	Pass
			1	268	22.75	0.305	1.000	Pass
		256QAM	135	67	21.44	0.226	1.000	Pass
			1	1	21.33	0.220	1.000	Pass
			1	268	21.2	0.214	1.000	Pass

Test BW	Test Channel	Test Mode	UL RB Number	UL RB Position	Conducted Output AV Power(dBm)	EIRP (W)	Limit (W)	Verdict
NR Band n78 (SCS=30kHz 3700-3800 MHz)								
10	LCH	PI/2 BPSK	12	6	26.03	0.650	1.000	Pass
			1	1	25.95	0.638	1.000	Pass
			1	22	26.01	0.647	1.000	Pass
		QPSK	12	6	25.99	0.644	1.000	Pass
			1	1	25.92	0.634	1.000	Pass
			1	22	25.96	0.640	1.000	Pass
		16QAM	12	6	25.06	0.520	1.000	Pass
			1	1	25.04	0.518	1.000	Pass
			1	22	25.07	0.521	1.000	Pass
		64QAM	12	6	23.55	0.367	1.000	Pass
			1	1	23.35	0.351	1.000	Pass
			1	22	23.38	0.353	1.000	Pass
		256QAM	12	6	21.56	0.232	1.000	Pass
			1	1	21.21	0.214	1.000	Pass
			1	22	21.25	0.216	1.000	Pass
	MCH	PI/2 BPSK	12	6	25.88	0.628	1.000	Pass
			1	1	25.86	0.625	1.000	Pass
			1	22	25.83	0.621	1.000	Pass
		QPSK	12	6	25.84	0.622	1.000	Pass
			1	1	25.8	0.617	1.000	Pass
			1	22	25.77	0.612	1.000	Pass
		16QAM	12	6	24.89	0.500	1.000	Pass
			1	1	24.87	0.498	1.000	Pass
			1	22	24.87	0.498	1.000	Pass
		64QAM	12	6	23.41	0.356	1.000	Pass
			1	1	23.23	0.341	1.000	Pass
			1	22	23.22	0.340	1.000	Pass
		256QAM	12	6	21.39	0.223	1.000	Pass
			1	1	21.09	0.208	1.000	Pass
			1	22	21.08	0.208	1.000	Pass
	HCH	PI/2 BPSK	12	6	25.67	0.598	1.000	Pass
			1	1	25.68	0.600	1.000	Pass
			1	22	25.64	0.594	1.000	Pass
		QPSK	12	6	25.67	0.598	1.000	Pass
			1	1	25.61	0.590	1.000	Pass
			1	22	25.61	0.590	1.000	Pass
		16QAM	12	6	24.7	0.479	1.000	Pass
			1	1	24.67	0.475	1.000	Pass

			1	22	24.68	0.476	1.000	Pass
		64QAM	12	6	23.2	0.339	1.000	Pass
			1	1	23.03	0.326	1.000	Pass
			1	22	22.97	0.321	1.000	Pass
		256QAM	12	6	21.22	0.215	1.000	Pass
			1	1	20.92	0.200	1.000	Pass
			1	22	20.91	0.200	1.000	Pass
50	LCH	PI/2 BPSK	64	32	26.02	0.649	1.000	Pass
			1	1	25.67	0.598	1.000	Pass
			1	131	25.77	0.612	1.000	Pass
		QPSK	64	32	25.99	0.644	1.000	Pass
			1	1	25.62	0.592	1.000	Pass
			1	131	25.74	0.608	1.000	Pass
		16QAM	64	32	25.08	0.522	1.000	Pass
			1	1	24.61	0.469	1.000	Pass
			1	131	24.77	0.486	1.000	Pass
		64QAM	64	32	23.54	0.366	1.000	Pass
			1	1	23.37	0.352	1.000	Pass
			1	131	23.47	0.361	1.000	Pass
		256QAM	64	32	21.57	0.233	1.000	Pass
			1	1	20.95	0.202	1.000	Pass
			1	131	21.08	0.208	1.000	Pass
	MCH	PI/2 BPSK	64	32	25.93	0.635	1.000	Pass
			1	1	25.72	0.605	1.000	Pass
			1	131	25.63	0.593	1.000	Pass
		QPSK	64	32	25.94	0.637	1.000	Pass
			1	1	25.71	0.604	1.000	Pass
			1	131	25.59	0.587	1.000	Pass
		16QAM	64	32	24.93	0.505	1.000	Pass
			1	1	24.85	0.495	1.000	Pass
			1	131	24.73	0.482	1.000	Pass
		64QAM	64	32	23.44	0.358	1.000	Pass
			1	1	23.11	0.332	1.000	Pass
			1	131	23	0.324	1.000	Pass
		256QAM	64	32	21.47	0.228	1.000	Pass
			1	1	20.97	0.203	1.000	Pass
			1	131	20.9	0.200	1.000	Pass
	HCH	PI/2 BPSK	64	32	25.81	0.618	1.000	Pass
			1	1	25.68	0.600	1.000	Pass
			1	131	25.39	0.561	1.000	Pass
		QPSK	64	32	25.8	0.617	1.000	Pass
			1	1	25.63	0.593	1.000	Pass
			1	131	25.3	0.550	1.000	Pass

		16QAM	64	32	24.83	0.493	1.000	Pass
			1	1	24.75	0.484	1.000	Pass
			1	131	24.42	0.449	1.000	Pass
		64QAM	64	32	23.33	0.349	1.000	Pass
			1	1	23.11	0.332	1.000	Pass
			1	131	22.8	0.309	1.000	Pass
		256QAM	64	32	21.42	0.225	1.000	Pass
			1	1	21.01	0.205	1.000	Pass
			1	131	20.69	0.190	1.000	Pass
100	MCH	PI/2 BPSK	135	67	25.92	0.634	1.000	Pass
			1	1	25.04	0.518	1.000	Pass
			1	271	24.9	0.501	1.000	Pass
		QPSK	135	67	25.9	0.631	1.000	Pass
			1	1	24.94	0.506	1.000	Pass
			1	271	24.82	0.492	1.000	Pass
		16QAM	135	67	24.92	0.504	1.000	Pass
			1	1	24.06	0.413	1.000	Pass
			1	271	23.92	0.400	1.000	Pass
		64QAM	135	67	23.4	0.355	1.000	Pass
			1	1	22.47	0.286	1.000	Pass
			1	271	22.35	0.279	1.000	Pass
		256QAM	135	67	21.43	0.225	1.000	Pass
			1	1	20.27	0.173	1.000	Pass
			1	271	20.14	0.167	1.000	Pass

Test BW	Test Channel	Test Mode	NR UL RB No.	NR UL RB Pos.	LTE UL RB No.	LTE UL RB Pos.	NR Conducted Output Power (dBm)	LTE Conducted Output Power (dBm)	Total Conducted Output Power (dBm)	EIRP (W)	Limit (W)	Verdict
DC_2A_n66A (SCS=15kHz)												
5MHz(LTE) + 5MHz(NR)	LCH	PI/2 BPSK	1	1	1	0	21.02	20.79	23.92	0.315	1.000	Pass
			12	6	8	0	20.98	20.81	23.91	0.315	1.000	Pass
	MCH		12	6	8	0	20.86	20.86	23.87	0.313	1.000	Pass
	HCH		1	23	1	24	20.84	20.95	23.91	0.316	1.000	Pass
			12	6	8	0	20.83	20.8	23.83	0.310	1.000	Pass
	LCH	QPSK	1	1	1	0	20.96	20.73	23.85	0.311	1.000	Pass
			12	6	8	0	21.02	20.82	23.93	0.316	1.000	Pass
	MCH		12	6	8	0	20.95	20.82	23.9	0.314	1.000	Pass
	HCH		1	23	1	24	20.8	20.97	23.89	0.316	1.000	Pass
			12	6	8	0	20.81	20.8	23.81	0.309	1.000	Pass
	LCH	16QAM	1	1	1	0	21.18	20.75	23.98	0.319	1.000	Pass
			12	6	8	0	21.01	20.82	23.92	0.316	1.000	Pass
	MCH		12	6	8	0	20.95	20.79	23.88	0.313	1.000	Pass
	HCH		1	23	1	24	21.05	20.96	24.01	0.323	1.000	Pass
			12	6	8	0	20.86	20.79	23.83	0.310	1.000	Pass
	LCH	64QAM	1	1	1	0	21.22	20.8	24.03	0.322	1.000	Pass
			12	6	8	0	21.03	20.82	23.94	0.317	1.000	Pass
	MCH		12	6	8	0	20.93	20.83	23.89	0.314	1.000	Pass
	HCH		1	23	1	24	21.03	20.98	24.02	0.323	1.000	Pass
			12	6	8	0	20.91	20.78	23.85	0.311	1.000	Pass
	LCH	256QAM	1	1	1	0	19.21	20.76	23.06	0.266	1.000	Pass
			12	6	8	0	19.59	20.83	23.26	0.277	1.000	Pass
	MCH		12	6	8	0	19.52	20.8	23.22	0.274	1.000	Pass
	HCH		1	23	1	24	18.98	20.97	23.1	0.269	1.000	Pass
			12	6	8	0	19.4	20.8	23.16	0.272	1.000	Pass
20MHz(LTE) + 40MHz(NR)	LCH	PI/2 BPSK	1	1	1	0	20.56	20.52	23.55	0.291	1.000	Pass
			108	54	18	0	21	20.63	23.83	0.308	1.000	Pass
	MCH		108	54	18	0	21	20.68	23.86	0.310	1.000	Pass
	HCH		1	214	1	99	20.39	20.76	23.59	0.295	1.000	Pass
			108	54	18	0	20.89	20.63	23.77	0.305	1.000	Pass
	LCH	QPSK	1	1	1	0	20.53	20.54	23.54	0.290	1.000	Pass
			108	54	18	0	21.07	20.67	23.88	0.312	1.000	Pass
	MCH		108	54	18	0	20.94	20.69	23.82	0.309	1.000	Pass
	HCH		1	214	1	99	20.41	20.8	23.62	0.297	1.000	Pass
			108	54	18	0	20.92	20.63	23.79	0.306	1.000	Pass
	LCH	16QAM	1	1	1	0	20.6	20.53	23.58	0.292	1.000	Pass

			108	54	18	0	21.1	20.64	23.89	0.312	1.000	Pass
	MCH		108	54	18	0	21.02	20.66	23.86	0.310	1.000	Pass
	HCH		1	214	1	99	20.57	20.78	23.69	0.301	1.000	Pass
			108	54	18	0	20.93	20.66	23.81	0.307	1.000	Pass
	LCH	64QAM	1	1	1	0	20.7	20.54	23.64	0.296	1.000	Pass
			108	54	18	0	21.07	20.64	23.87	0.311	1.000	Pass
	MCH		108	54	18	0	20.98	20.68	23.84	0.310	1.000	Pass
	HCH		1	214	1	99	20.57	20.77	23.68	0.301	1.000	Pass
			108	54	18	0	20.89	20.63	23.77	0.305	1.000	Pass
	LCH	256QAM	1	1	1	0	18.65	20.57	22.73	0.247	1.000	Pass
			108	54	18	0	19.57	20.69	23.18	0.271	1.000	Pass
	MCH		108	54	18	0	19.53	20.7	23.16	0.271	1.000	Pass
	HCH		1	214	1	99	18.57	20.79	22.83	0.254	1.000	Pass
			108	54	18	0	19.49	20.65	23.12	0.268	1.000	Pass

Test BW	Test Channel	Test Mode	NR UL RB No.	NR UL RB Pos.	LTE UL RB No.	LTE UL RB Pos.	NR Conducted Output Power (dBm)	LTE Conducted Output Power (dBm)	Total Conducted Output Power (dBm)	EIRP (W)	Limit (W)	Verdict
DC_2A_n66A (SCS=30kHz)												
20MHz(LTE) + 40MHz(NR)	LCH	PI/2 BPSK	1	1	1	0	20.55	20.5	23.54	0.290	1.000	Pass
			50	25	18	0	20.97	20.64	23.82	0.308	1.000	Pass
	MCH		50	25	18	0	20.96	20.7	23.84	0.310	1.000	Pass
	HCH		1	104	1	99	20.37	20.38	23.39	0.280	1.000	Pass
			50	25	18	0	20.96	20.74	23.86	0.311	1.000	Pass
	LCH	QPSK	1	1	1	0	20.59	20.54	23.58	0.292	1.000	Pass
			50	25	18	0	21.06	20.7	23.89	0.313	1.000	Pass
	MCH		50	25	18	0	20.98	20.7	23.85	0.310	1.000	Pass
	HCH		1	104	1	99	20.4	20.8	23.62	0.297	1.000	Pass
			50	25	18	0	20.96	20.65	23.82	0.308	1.000	Pass
	LCH	16QAM	1	1	1	0	20.87	20.57	23.73	0.302	1.000	Pass
			50	25	18	0	21	20.67	23.85	0.310	1.000	Pass
	MCH		50	25	18	0	20.97	20.69	23.84	0.310	1.000	Pass
	HCH		1	104	1	99	20.6	20.79	23.71	0.302	1.000	Pass
			50	25	18	0	20.95	20.67	23.83	0.308	1.000	Pass
	LCH	64QAM	1	1	1	0	20.69	20.51	23.61	0.294	1.000	Pass
			50	25	18	0	21.12	20.65	23.9	0.313	1.000	Pass
	MCH		50	25	18	0	21	20.71	23.87	0.311	1.000	Pass
	HCH		1	104	1	99	20.6	20.78	23.7	0.302	1.000	Pass
			50	25	18	0	20.96	20.63	23.81	0.307	1.000	Pass
	LCH	256QAM	1	1	1	0	19.06	20.55	22.88	0.254	1.000	Pass
			50	25	18	0	19.56	20.67	23.16	0.270	1.000	Pass
	MCH		50	25	18	0	19.54	20.7	23.17	0.271	1.000	Pass
	HCH		1	104	1	99	18.91	20.78	22.96	0.260	1.000	Pass
			50	25	18	0	19.42	20.64	23.09	0.266	1.000	Pass

Test BW	Test Channel	Test Mode	NR UL RB No.	NR UL RB Pos.	LTE UL RB No.	LTE UL RB Pos.	NR Conducted Output Power (dBm)	LTE Conducted Output Power (dBm)	Total Conducted Output Power (dBm)	EIRP (W)	Limit (W)	Verdict
DC_2A_n78A (SCS=15kHz 3450-3550 MHz)												
5MHz(LTE) + 10MHz(NR)	LCH	PI/2 BPSK	1	1	1	0	23.05	23.99	26.56	0.690	1.000	Pass
			25	12	8	0	23.01	23.95	26.52	0.683	1.000	Pass
	MCH		25	12	8	0	23.17	23.92	26.57	0.693	1.000	Pass
	HCH		1	50	1	24	23.67	23.97	26.83	0.738	1.000	Pass
			25	12	8	0	23.59	23.86	26.74	0.722	1.000	Pass
	LCH	QPSK	1	1	1	0	22.93	24.02	26.52	0.683	1.000	Pass
			25	12	8	0	22.96	23.94	26.49	0.679	1.000	Pass
	MCH		25	12	8	0	23.14	23.89	26.54	0.688	1.000	Pass
	HCH		1	50	1	24	23.63	23.87	26.76	0.726	1.000	Pass
			25	12	8	0	23.52	23.84	26.69	0.715	1.000	Pass
	LCH	16QAM	1	1	1	0	22.42	24.01	26.3	0.647	1.000	Pass
			25	12	8	0	22.04	23.96	26.11	0.619	1.000	Pass
	MCH		25	12	8	0	22.22	23.93	26.17	0.628	1.000	Pass
	HCH		1	50	1	24	23.05	23.92	26.52	0.684	1.000	Pass
			25	12	8	0	22.52	23.84	26.24	0.640	1.000	Pass
	LCH	64QAM	1	1	1	0	20.9	24.02	25.75	0.564	1.000	Pass
			25	12	8	0	20.6	23.95	25.6	0.545	1.000	Pass
	MCH		25	12	8	0	20.72	23.92	25.62	0.548	1.000	Pass
	HCH		1	50	1	24	21.43	23.9	25.85	0.580	1.000	Pass
			25	12	8	0	21.17	23.82	25.71	0.561	1.000	Pass
	LCH	256QAM	1	1	1	0	18.78	24.02	25.16	0.487	1.000	Pass
			25	12	8	0	18.72	23.95	25.09	0.480	1.000	Pass
	MCH		25	12	8	0	18.89	23.93	25.12	0.483	1.000	Pass
	HCH		1	50	1	24	19.1	23.93	25.17	0.489	1.000	Pass
			25	12	8	0	19.18	23.81	25.1	0.482	1.000	Pass

Test BW	Test Channel	Test Mode	NR UL RB No.	NR UL RB Pos.	LTE UL RB No.	LTE UL RB Pos.	NR Conducted Output Power (dBm)	LTE Conducted Output Power (dBm)	Total Conducted Output Power (dBm)	EIRP (W)	Limit (W)	Verdict
DC_2A_n78A (SCS=30kHz 3450-3550 MHz)												
5MHz(LTE) + 10MHz(NR)	LCH	PI/2 BPSK	1	1	1	0	23.05	23.99	26.56	0.690	1.000	Pass
			12	6	8	0	23.06	23.94	26.54	0.686	1.000	Pass
	MCH		12	6	8	0	23.24	23.91	26.6	0.698	1.000	Pass
	HCH		1	22	1	24	23.71	23.95	26.84	0.740	1.000	Pass
			12	6	8	0	23.59	23.82	26.72	0.719	1.000	Pass
	LCH	QPSK	1	1	1	0	23.09	24	26.58	0.693	1.000	Pass
			12	6	8	0	23.05	23.98	26.55	0.689	1.000	Pass
	MCH		12	6	8	0	23.2	23.89	26.57	0.693	1.000	Pass
	HCH		1	22	1	24	23.62	23.92	26.78	0.730	1.000	Pass
			12	6	8	0	23.6	23.8	26.71	0.718	1.000	Pass
	LCH	16QAM	1	1	1	0	22.18	24.01	26.2	0.632	1.000	Pass
			135	67	18	0	22.08	23.95	26.12	0.621	1.000	Pass
	MCH		135	67	18	0	22.18	23.92	26.14	0.624	1.000	Pass
	HCH		1	271	1	99	22.91	23.96	26.48	0.677	1.000	Pass
			135	67	18	0	22.58	23.81	26.25	0.641	1.000	Pass
	LCH	64QAM	1	1	1	0	20.75	24.02	25.69	0.558	1.000	Pass
			135	67	18	0	20.74	23.92	25.63	0.549	1.000	Pass
	MCH		135	67	18	0	20.9	23.89	25.66	0.554	1.000	Pass
	HCH		1	271	1	99	21.25	23.91	25.79	0.572	1.000	Pass
			135	67	18	0	21.25	23.82	25.73	0.565	1.000	Pass
	LCH	256QAM	1	1	1	0	18.75	24.02	25.15	0.486	1.000	Pass
			135	67	18	0	18.72	23.97	25.1	0.481	1.000	Pass
	MCH		135	67	18	0	18.89	23.87	25.07	0.478	1.000	Pass
	HCH		1	271	1	99	19.45	23.94	25.26	0.501	1.000	Pass
			135	67	18	0	19.22	23.83	25.12	0.485	1.000	Pass
20MHz(LTE) + 100MHz(NR)	LCH	PI/2 BPSK	1	1	1	0	22.36	23.75	26.12	0.622	1.000	Pass
			135	67	18	0	23.21	23.9	26.58	0.694	1.000	Pass
	MCH		135	67	18	0	23.23	23.72	26.49	0.682	1.000	Pass
	HCH		1	271	1	99	22.78	23.8	26.33	0.654	1.000	Pass
			135	67	18	0	23.2	23.72	26.48	0.679	1.000	Pass
	LCH	QPSK	1	1	1	0	22.31	23.75	26.1	0.619	1.000	Pass
			135	67	18	0	23.23	23.96	26.62	0.701	1.000	Pass
	MCH		135	67	18	0	23.2	23.67	26.45	0.675	1.000	Pass
	HCH		1	271	1	99	22.72	23.73	26.27	0.645	1.000	Pass
			135	67	18	0	23.19	23.74	26.49	0.680	1.000	Pass
	LCH	16QAM	1	1	1	0	21.55	23.75	25.8	0.575	1.000	Pass

			135	67	18	0	22.23	23.9	26.15	0.626	1.000	Pass
	MCH		135	67	18	0	22.2	23.7	26.02	0.608	1.000	Pass
	HCH		1	271	1	99	21.96	23.74	25.95	0.597	1.000	Pass
			135	67	18	0	22.22	23.78	26.08	0.616	1.000	Pass
	LCH	64QAM	1	1	1	0	20.22	23.77	25.36	0.515	1.000	Pass
			135	67	18	0	20.87	23.93	25.67	0.555	1.000	Pass
	MCH		135	67	18	0	20.84	23.66	25.48	0.533	1.000	Pass
	HCH		1	271	1	99	20.58	23.71	25.44	0.525	1.000	Pass
			135	67	18	0	20.87	23.71	25.53	0.538	1.000	Pass
	LCH	256QAM	1	1	1	0	18.27	23.8	24.87	0.456	1.000	Pass
			135	67	18	0	18.86	23.94	25.11	0.483	1.000	Pass
	MCH		135	67	18	0	18.84	23.71	24.93	0.464	1.000	Pass
	HCH		1	271	1	99	18.51	23.68	24.83	0.452	1.000	Pass
			135	67	18	0	18.88	23.72	24.95	0.466	1.000	Pass

Test BW	Test Channel	Test Mode	NR UL RB No.	NR UL RB Pos.	LTE UL RB No.	LTE UL RB Pos.	NR Conducted Output Power (dBm)	LTE Conducted Output Power (dBm)	Total Conducted Output Power (dBm)	EIRP (W)	Limit (W)	Verdict
DC_2A_n78A (SCS=15kHz 3700-3800 MHz)												
5MHz(LTE) + 10MHz(NR)	LCH	PI/2 BPSK	1	1	1	0	23.4	23.92	26.67	0.711	1.000	Pass
			25	12	8	0	23.34	23.86	26.62	0.702	1.000	Pass
	MCH		25	12	8	0	23.24	23.82	26.55	0.690	1.000	Pass
	HCH		1	50	1	24	22.96	23.85	26.44	0.671	1.000	Pass
			25	12	8	0	22.85	23.8	26.36	0.659	1.000	Pass
	LCH	QPSK	1	1	1	0	23.26	23.92	26.61	0.700	1.000	Pass
			25	12	8	0	23.29	23.9	26.61	0.701	1.000	Pass
	MCH		25	12	8	0	23.22	23.86	26.56	0.692	1.000	Pass
	HCH		1	50	1	24	23.03	23.9	26.49	0.681	1.000	Pass
			25	12	8	0	23.13	23.77	26.47	0.678	1.000	Pass
	LCH	16QAM	1	1	1	0	22.57	23.93	26.31	0.650	1.000	Pass
			25	12	8	0	22.44	23.91	26.25	0.640	1.000	Pass
	MCH		25	12	8	0	22.37	23.86	26.19	0.631	1.000	Pass
	HCH		1	50	1	24	22.36	23.81	26.16	0.627	1.000	Pass
			25	12	8	0	22.1	23.76	26.02	0.607	1.000	Pass
	LCH	64QAM	1	1	1	0	21.03	23.86	25.69	0.557	1.000	Pass
			25	12	8	0	21.17	23.91	25.76	0.568	1.000	Pass
	MCH		25	12	8	0	21.12	23.8	25.68	0.557	1.000	Pass
	HCH		1	50	1	24	20.8	23.82	25.58	0.543	1.000	Pass
			25	12	8	0	20.82	23.77	25.55	0.540	1.000	Pass
	LCH	256QAM	1	1	1	0	19.05	23.94	25.16	0.488	1.000	Pass
			25	12	8	0	19.12	23.87	25.13	0.485	1.000	Pass
	MCH		25	12	8	0	19.1	23.84	25.09	0.482	1.000	Pass
	HCH		1	50	1	24	18.51	23.81	24.93	0.463	1.000	Pass
			25	12	8	0	18.78	23.8	24.99	0.469	1.000	Pass

Test BW	Test Channel	Test Mode	NR UL RB No.	NR UL RB Pos.	LTE UL RB No.	LTE UL RB Pos.	NR Conducted Output Power (dBm)	LTE Conducted Output Power (dBm)	Total Conducted Output Power (dBm)	EIRP (W)	Limit (W)	Verdict
DC_2A_n78A (SCS=30kHz 3700-3800 MHz)												
5MHz(LTE) + 10MHz(NR)	LCH	PI/2 BPSK	1	1	1	0	23.43	23.89	26.67	0.711	1.000	Pass
			12	6	8	0	23.38	23.84	26.63	0.703	1.000	Pass
	MCH		12	6	8	0	23.31	23.76	26.55	0.691	1.000	Pass
	HCH		1	22	1	24	23.01	23.84	26.46	0.674	1.000	Pass
			12	6	8	0	22.97	23.71	26.37	0.661	1.000	Pass
	LCH	QPSK	1	1	1	0	23.36	23.87	26.63	0.704	1.000	Pass
			12	6	8	0	23.37	23.87	26.64	0.705	1.000	Pass
	MCH		12	6	8	0	23.28	23.82	26.57	0.693	1.000	Pass
	HCH		1	22	1	24	23.02	23.81	26.44	0.673	1.000	Pass
			12	6	8	0	23	23.69	26.37	0.662	1.000	Pass
	LCH	16QAM	1	1	1	0	22.34	23.87	26.18	0.630	1.000	Pass
			12	6	8	0	22.51	23.83	26.23	0.638	1.000	Pass
	MCH		12	6	8	0	22.38	23.78	26.14	0.626	1.000	Pass
	HCH		1	22	1	24	22.05	23.82	26.03	0.608	1.000	Pass
			12	6	8	0	22.09	23.7	25.98	0.601	1.000	Pass
	LCH	64QAM	1	1	1	0	20.92	23.89	25.66	0.554	1.000	Pass
			12	6	8	0	21.04	23.84	25.67	0.556	1.000	Pass
	MCH		12	6	8	0	21.02	23.8	25.64	0.552	1.000	Pass
	HCH		1	22	1	24	20.6	23.83	25.52	0.535	1.000	Pass
			12	6	8	0	20.61	23.7	25.44	0.525	1.000	Pass
	LCH	256QAM	1	1	1	0	18.82	23.88	25.06	0.477	1.000	Pass
			12	6	8	0	18.94	23.87	25.08	0.479	1.000	Pass
	MCH		12	6	8	0	18.86	23.81	25.01	0.472	1.000	Pass
	HCH		1	22	1	24	18.45	23.8	24.91	0.460	1.000	Pass
			12	6	8	0	18.7	23.7	24.9	0.459	1.000	Pass
20MHz(LTE) + 100MHz(NR)	LCH	PI/2 BPSK	1	1	1	0	22.56	23.66	26.15	0.628	1.000	Pass
			135	67	18	0	23.35	23.81	26.6	0.698	1.000	Pass
	MCH		135	67	18	0	23.36	23.55	26.47	0.679	1.000	Pass
	HCH		1	271	1	99	22.28	23.67	26.04	0.611	1.000	Pass
			135	67	18	0	23.34	23.63	26.5	0.683	1.000	Pass
	LCH	QPSK	1	1	1	0	22.56	23.65	26.15	0.627	1.000	Pass
			135	67	18	0	23.3	23.82	26.58	0.695	1.000	Pass
	MCH		135	67	18	0	23.33	23.53	26.44	0.675	1.000	Pass
	HCH		1	271	1	99	22.31	23.64	26.04	0.610	1.000	Pass
			135	67	18	0	23.34	23.59	26.48	0.680	1.000	Pass
	LCH	16QAM	1	1	1	0	21.61	23.62	25.74	0.568	1.000	Pass

			135	67	18	0	22.35	23.86	26.18	0.630	1.000	Pass
	MCH		135	67	18	0	22.36	23.59	26.03	0.610	1.000	Pass
	HCH		1	271	1	99	21.49	23.69	25.74	0.567	1.000	Pass
			135	67	18	0	22.4	23.65	26.08	0.617	1.000	Pass
	LCH	64QAM	1	1	1	0	20.44	23.66	25.35	0.515	1.000	Pass
			135	67	18	0	20.98	23.82	25.64	0.552	1.000	Pass
	MCH		135	67	18	0	20.97	23.58	25.48	0.532	1.000	Pass
	HCH		1	271	1	99	19.98	23.65	25.2	0.496	1.000	Pass
			135	67	18	0	20.99	23.58	25.49	0.533	1.000	Pass
	LCH	256QAM	1	1	1	0	18.23	23.66	24.75	0.444	1.000	Pass
			135	67	18	0	19.06	23.79	25.05	0.477	1.000	Pass
	MCH		135	67	18	0	18.96	23.59	24.88	0.458	1.000	Pass
	HCH		1	271	1	99	18	23.64	24.68	0.437	1.000	Pass
			135	67	18	0	19.05	23.65	24.94	0.465	1.000	Pass

Test BW	Test Channel	Test Mode	NR UL RB No.	NR UL RB Pos.	LTE UL RB No.	LTE UL RB Pos.	NR Conducted Output Power (dBm)	LTE Conducted Output Power (dBm)	Total Conducted Output Power (dBm)	EIRP (W)	Limit (W)	Verdict
DC_5A_n7A (SCS=15kHz)												
5MHz(LTE) + 5MHz(NR)	LCH	PI/2 BPSK	1	1	1	0	20.53	20.82	23.69	0.179	2.000	Pass
			12	6	8	0	20.45	20.89	23.69	0.176	2.000	Pass
	MCH		12	6	8	0	20.49	20.86	23.69	0.177	2.000	Pass
	HCH		1	23	1	24	20.63	20.93	23.79	0.183	2.000	Pass
			12	6	8	0	20.59	20.86	23.74	0.181	2.000	Pass
	LCH	QPSK	1	1	1	0	20.64	20.75	23.71	0.182	2.000	Pass
			12	6	8	0	20.53	20.8	23.68	0.179	2.000	Pass
	MCH		12	6	8	0	20.55	20.82	23.70	0.179	2.000	Pass
	HCH		1	23	1	24	20.61	20.88	23.76	0.182	2.000	Pass
			12	6	8	0	20.6	20.82	23.72	0.181	2.000	Pass
	LCH	16QAM	1	1	1	0	20.44	20.75	23.61	0.175	2.000	Pass
			12	6	8	0	20.46	20.8	23.64	0.176	2.000	Pass
	MCH		12	6	8	0	20.51	20.78	23.66	0.178	2.000	Pass
	HCH		1	23	1	24	20.49	20.98	23.75	0.178	2.000	Pass
			12	6	8	0	20.58	20.85	23.73	0.181	2.000	Pass
	LCH	64QAM	1	1	1	0	20.41	20.75	23.59	0.174	2.000	Pass
			12	6	8	0	20.47	20.78	23.64	0.176	2.000	Pass
	MCH		12	6	8	0	20.56	20.82	23.70	0.180	2.000	Pass
	HCH		1	23	1	24	20.46	20.82	23.65	0.176	2.000	Pass
			12	6	8	0	20.57	20.82	23.71	0.180	2.000	Pass
	LCH	256QAM	1	1	1	0	18.95	20.74	22.95	0.131	2.000	Pass
			12	6	8	0	19.12	20.83	23.07	0.136	2.000	Pass
	MCH		12	6	8	0	19.14	20.81	23.07	0.136	2.000	Pass
	HCH		1	23	1	24	19.06	20.83	23.04	0.134	2.000	Pass
			12	6	8	0	19.12	20.84	23.07	0.136	2.000	Pass
10MHz(LTE) + 50MHz(NR)	LCH	PI/2 BPSK	1	1	1	0	20.33	20.73	23.54	0.171	2.000	Pass
			135	67	12	0	20.58	20.86	23.73	0.181	2.000	Pass
	MCH		135	67	12	0	20.57	20.81	23.70	0.180	2.000	Pass
	HCH		1	268	1	49	20.17	20.98	23.60	0.167	2.000	Pass
			135	67	12	0	20.57	20.87	23.73	0.180	2.000	Pass
	LCH	QPSK	1	1	1	0	20.39	20.71	23.56	0.173	2.000	Pass
			135	67	12	0	20.66	20.85	23.77	0.184	2.000	Pass
	MCH		135	67	12	0	20.78	20.82	23.81	0.188	2.000	Pass
	HCH		1	268	1	49	20.26	20.98	23.65	0.170	2.000	Pass
			135	67	12	0	20.6	20.87	23.75	0.182	2.000	Pass
	LCH	16QAM	1	1	1	0	20.22	20.72	23.49	0.167	2.000	Pass

			135	67	12	0	20.64	20.79	23.73	0.183	2.000	Pass
	MCH		135	67	12	0	20.6	20.85	23.74	0.181	2.000	Pass
	HCH		1	268	1	49	20.14	20.97	23.59	0.166	2.000	Pass
			135	67	12	0	20.62	20.83	23.74	0.182	2.000	Pass
	LCH	64QAM	1	1	1	0	20.3	20.74	23.54	0.170	2.000	Pass
			135	67	12	0	20.6	20.8	23.71	0.181	2.000	Pass
	MCH		135	67	12	0	20.59	20.8	23.71	0.181	2.000	Pass
	HCH		1	268	1	49	20.04	21.04	23.58	0.163	2.000	Pass
			135	67	12	0	20.56	20.82	23.70	0.180	2.000	Pass
	LCH	256QAM	1	1	1	0	18.76	20.68	22.84	0.126	2.000	Pass
			135	67	12	0	19.21	20.85	23.12	0.138	2.000	Pass
	MCH		135	67	12	0	19.21	20.79	23.08	0.138	2.000	Pass
	HCH		1	268	1	49	18.67	20.98	22.99	0.125	2.000	Pass
			135	67	12	0	19.09	20.82	23.05	0.135	2.000	Pass

Test BW	Test Channel	Test Mode	NR UL RB No.	NR UL RB Pos.	LTE UL RB No.	LTE UL RB Pos.	NR Conducted Output Power (dBm)	LTE Conducted Output Power (dBm)	Total Conducted Output Power (dBm)	EIRP (W)	Limit (W)	Verdict
DC_5A_n7A (SCS=30kHz)												
10MHz(LTE) + 50MHz(NR)	LCH	PI/2 BPSK	1	1	1	0	20.34	20.7	23.53	0.171	2.000	Pass
			64	32	12	0	20.68	20.77	23.74	0.184	2.000	Pass
	MCH		64	32	12	0	20.69	20.81	23.76	0.185	2.000	Pass
	HCH		1	131	1	49	20.26	21.02	23.67	0.170	2.000	Pass
			64	32	12	0	20.59	20.83	23.72	0.181	2.000	Pass
	LCH	QPSK	1	1	1	0	20.36	20.72	23.55	0.172	2.000	Pass
			64	32	12	0	20.71	20.79	23.76	0.185	2.000	Pass
	MCH		64	32	32	0	20.66	20.81	23.75	0.183	2.000	Pass
	HCH		1	131	1	49	20.23	20.95	23.62	0.169	2.000	Pass
			64	32	12	0	20.65	20.87	23.77	0.183	2.000	Pass
	LCH	16QAM	1	1	1	0	20.28	20.73	23.52	0.170	2.000	Pass
			64	32	12	0	20.77	20.78	23.79	0.187	2.000	Pass
	MCH		64	32	12	0	20.67	20.83	23.76	0.184	2.000	Pass
	HCH		1	131	1	49	20.18	20.98	23.61	0.167	2.000	Pass
			64	32	12	0	20.68	20.86	23.78	0.184	2.000	Pass
	LCH	64QAM	1	1	1	0	20.23	20.74	23.50	0.168	2.000	Pass
			64	32	12	0	20.69	20.77	23.74	0.184	2.000	Pass
	MCH		64	32	12	0	20.75	20.81	23.79	0.187	2.000	Pass
	HCH		1	131	1	49	20.08	21	23.57	0.164	2.000	Pass
			64	32	12	0	20.66	20.82	23.75	0.183	2.000	Pass
	LCH	256QAM	1	1	1	0	18.64	20.68	22.79	0.123	2.000	Pass
			64	32	12	0	19.19	20.83	23.10	0.137	2.000	Pass
	MCH		64	32	12	0	19.24	20.8	23.10	0.139	2.000	Pass
	HCH		1	131	1	49	18.64	21.01	23.00	0.125	2.000	Pass
			64	32	12	0	19.16	20.87	23.11	0.137	2.000	Pass

Test BW	Test Channel	Test Mode	NR UL RB No.	NR UL RB Pos.	LTE UL RB No.	LTE UL RB Pos.	NR Conducted Output Power (dBm)	LTE Conducted Output Power (dBm)	Total Conducted Output Power (dBm)	EIRP (W)	Limit (W)	Verdict
DC_5A_n66A (SCS=15kHz)												
5MHz(LTE) + 5MHz(NR)	LCH	PI/2 BPSK	1	1	1	0	20.99	20.02	23.54	0.160	1.000	Pass
			12	6	8	0	21.02	20.56	23.81	0.163	1.000	Pass
	MCH		12	6	8	0	20.91	20.43	23.68	0.159	1.000	Pass
	HCH		1	23	1	24	20.84	20.47	23.67	0.157	1.000	Pass
			12	6	8	0	20.87	20.54	23.71	0.158	1.000	Pass
	LCH	QPSK	1	1	1	0	20.94	20.34	23.66	0.160	1.000	Pass
			12	6	8	0	21.04	20.45	23.77	0.163	1.000	Pass
	MCH		12	6	8	0	20.88	20.4	23.66	0.158	1.000	Pass
	HCH		1	23	1	24	20.74	20.48	23.62	0.154	1.000	Pass
			12	6	8	0	20.82	20.53	23.68	0.157	1.000	Pass
	LCH	16QAM	1	1	1	0	20.91	20.38	23.66	0.159	1.000	Pass
			12	6	8	0	21.16	20.51	23.86	0.168	1.000	Pass
	MCH		12	6	8	0	21.1	20.45	23.8	0.165	1.000	Pass
	HCH		1	23	1	24	20.83	20.5	23.68	0.157	1.000	Pass
			12	6	8	0	20.91	20.59	23.76	0.160	1.000	Pass
	LCH	64QAM	1	1	1	0	21.42	20.39	23.95	0.176	1.000	Pass
			12	6	8	0	21.12	20.45	23.81	0.166	1.000	Pass
	MCH		12	6	8	0	20.98	20.65	23.83	0.162	1.000	Pass
	HCH		1	23	1	24	21.21	20.65	23.95	0.170	1.000	Pass
			12	6	8	0	20.89	20.73	23.82	0.160	1.000	Pass
	LCH	256QAM	1	1	1	0	19.81	20.7	23.29	0.130	1.000	Pass
			12	6	8	0	19.47	20.66	23.11	0.121	1.000	Pass
	MCH		12	6	8	0	19.36	20.7	23.09	0.119	1.000	Pass
	HCH		1	23	1	24	19.46	20.69	23.13	0.121	1.000	Pass
			12	6	8	0	19.28	20.73	23.07	0.117	1.000	Pass
10MHz(LTE) + 40MHz(NR)	LCH	PI/2 BPSK	1	1	1	0	20.56	20.41	23.5	0.148	1.000	Pass
			108	54	12	0	20.98	20.54	23.78	0.162	1.000	Pass
	MCH		108	54	12	0	21.04	20.78	23.92	0.165	1.000	Pass
	HCH		1	214	1	49	20.36	20.84	23.62	0.145	1.000	Pass
			108	54	12	0	20.88	20.76	23.83	0.160	1.000	Pass
	LCH	QPSK	1	1	1	0	20.45	20.53	23.5	0.146	1.000	Pass
			108	54	12	0	21.02	20.66	23.85	0.164	1.000	Pass
	MCH		108	54	12	0	21	20.71	23.86	0.163	1.000	Pass
	HCH		1	214	1	49	20.33	20.86	23.61	0.144	1.000	Pass
			108	54	12	0	20.96	20.82	23.9	0.163	1.000	Pass
	LCH	16QAM	1	1	1	0	20.46	20.56	23.52	0.146	1.000	Pass

			108	54	12	0	21.11	20.61	23.88	0.167	1.000	Pass
	MCH		108	54	12	0	21.03	20.53	23.8	0.164	1.000	Pass
	HCH		1	214	1	49	20.34	20.71	23.54	0.144	1.000	Pass
			108	54	12	0	20.94	20.62	23.79	0.161	1.000	Pass
	LCH	64QAM	1	1	1	0	20.88	20.37	23.64	0.158	1.000	Pass
			108	54	12	0	21.05	20.51	23.8	0.164	1.000	Pass
	MCH		108	54	12	0	20.95	20.58	23.78	0.161	1.000	Pass
	HCH		1	214	1	49	20.75	20.68	23.73	0.155	1.000	Pass
			108	54	12	0	20.92	20.59	23.77	0.160	1.000	Pass
	LCH	256QAM	1	1	1	0	19.18	20.53	22.92	0.114	1.000	Pass
			108	54	12	0	19.68	20.69	23.23	0.126	1.000	Pass
	MCH		108	54	12	0	19.55	20.58	23.11	0.123	1.000	Pass
	HCH		1	214	1	49	19.02	20.81	23.02	0.112	1.000	Pass
			108	54	12	0	19.48	20.71	23.15	0.122	1.000	Pass

Test BW	Test Channel	Test Mode	NR UL RB No.	NR UL RB Pos.	LTE UL RB No.	LTE UL RB Pos.	NR Conducted Output Power (dBm)	LTE Conducted Output Power (dBm)	Total Conducted Output Power (dBm)	EIRP (W)	Limit (W)	Verdict
DC_5A_n66A (SCS=30kHz)												
10MHz(LTE) + 40MHz(NR)	LCH	PI/2 BPSK	1	1	1	0	20.53	20.09	23.32	0.146	1.000	Pass
			50	25	12	0	21.04	20.26	23.68	0.163	1.000	Pass
	MCH		50	25	12	0	20.95	20.4	23.7	0.160	1.000	Pass
	HCH		1	104	1	49	20.42	20.43	23.43	0.144	1.000	Pass
			50	25	12	0	20.91	20.36	23.66	0.159	1.000	Pass
	LCH	QPSK	1	1	1	0	20.53	20.1	23.33	0.146	1.000	Pass
			50	25	12	0	21.06	20.3	23.71	0.163	1.000	Pass
	MCH		50	25	12	0	21.01	20.34	23.7	0.162	1.000	Pass
	HCH		1	104	1	49	20.48	21.21	23.87	0.150	1.000	Pass
			50	25	12	0	20.94	21.15	24.06	0.164	1.000	Pass
	LCH	16QAM	1	1	1	0	20.57	20.84	23.72	0.151	1.000	Pass
			50	25	12	0	21.08	20.95	24.03	0.167	1.000	Pass
	MCH		50	25	12	0	21.07	21.1	24.09	0.168	1.000	Pass
	HCH		1	104	1	49	20.5	21.21	23.88	0.151	1.000	Pass
			50	25	12	0	20.96	21.12	24.05	0.164	1.000	Pass
	LCH	64QAM	1	1	1	0	20.87	20.91	23.9	0.160	1.000	Pass
			50	25	12	0	21.14	21.02	24.09	0.170	1.000	Pass
	MCH		50	25	12	0	21.04	21.07	24.07	0.167	1.000	Pass
	HCH		1	104	1	49	20.93	21.2	24.08	0.164	1.000	Pass
			50	25	12	0	20.97	21.11	24.05	0.165	1.000	Pass
	LCH	256QAM	1	1	1	0	19.15	20.86	23.1	0.115	1.000	Pass
			50	25	12	0	19.63	21.04	23.4	0.127	1.000	Pass
	MCH		50	25	12	0	19.62	21.17	23.47	0.127	1.000	Pass
	HCH		1	104	1	49	19.07	21.21	23.28	0.115	1.000	Pass
			50	25	12	0	19.55	21.17	23.44	0.126	1.000	Pass

Test BW	Test Channel	Test Mode	NR UL RB No.	NR UL RB Pos.	LTE UL RB No.	LTE UL RB Pos.	NR Conducted Output Power (dBm)	LTE Conducted Output Power (dBm)	Total Conducted Output Power (dBm)	EIRP (W)	Limit (W)	Verdict
DC_5A_n78A (SCS=15kHz 3450-3550 MHz)												
5MHz(LTE) + 10MHz(NR)	LCH	PI/2 BPSK	1	1	1	0	22.1	24.33	26.37	0.314	1.000	Pass
			25	12	8	0	22.06	24.29	26.33	0.311	1.000	Pass
	MCH		25	12	8	0	22.28	24.39	26.47	0.326	1.000	Pass
	HCH		1	50	1	24	22.74	24.45	26.71	0.357	1.000	Pass
			25	12	8	0	22.69	24.44	26.66	0.354	1.000	Pass
	LCH	QPSK	1	1	1	0	22.03	24.29	26.32	0.309	1.000	Pass
			25	12	8	0	22.04	24.31	26.34	0.310	1.000	Pass
	MCH		25	12	8	0	22.22	24.36	26.43	0.322	1.000	Pass
	HCH		1	50	1	24	22.7	24.4	26.64	0.354	1.000	Pass
			25	12	8	0	22.61	24.48	26.66	0.349	1.000	Pass
	LCH	16QAM	1	1	1	0	21.41	24.3	26.1	0.275	1.000	Pass
			25	12	8	0	21	24.35	26	0.255	1.000	Pass
	MCH		25	12	8	0	21.29	24.32	26.08	0.269	1.000	Pass
	HCH		1	50	1	24	21.65	24.41	26.25	0.289	1.000	Pass
			25	12	8	0	21.64	24.43	26.27	0.289	1.000	Pass
	LCH	64QAM	1	1	1	0	19.69	24.3	25.59	0.202	1.000	Pass
			25	12	8	0	19.65	24.35	25.62	0.201	1.000	Pass
	MCH		25	12	8	0	19.92	24.34	25.68	0.210	1.000	Pass
	HCH		1	50	1	24	20.18	24.4	25.79	0.221	1.000	Pass
			25	12	8	0	20.12	24.46	25.82	0.219	1.000	Pass
	LCH	256QAM	1	1	1	0	17.77	24.27	25.15	0.147	1.000	Pass
			25	12	8	0	17.71	24.33	25.19	0.147	1.000	Pass
	MCH		25	12	8	0	18	24.36	25.27	0.154	1.000	Pass
	HCH		1	50	1	24	18.56	24.43	25.43	0.169	1.000	Pass
			25	12	8	0	18.38	24.41	25.38	0.164	1.000	Pass

Test BW	Test Channel	Test Mode	NR UL RB No.	NR UL RB Pos.	LTE UL RB No.	LTE UL RB Pos.	NR Conducted Output Power (dBm)	LTE Conducted Output Power (dBm)	Total Conducted Output Power (dBm)	EIRP (W)	Limit (W)	Verdict
DC_5A_n78A (SCS=30kHz 3450-3550 MHz)												
5MHz(LTE) + 10MHz(NR)	LCH	PI/2 BPSK	1	1	1	0	22.16	24.34	26.39	0.318	1.000	Pass
			12	6	8	0	22.05	24.4	26.39	0.312	1.000	Pass
	MCH		12	6	8	0	22.27	24.35	26.45	0.325	1.000	Pass
	HCH		1	22	1	24	22.79	24.5	26.72	0.361	1.000	Pass
			12	6	8	0	22.69	24.46	26.68	0.354	1.000	Pass
	LCH	QPSK	1	1	1	0	22.02	24.32	26.33	0.309	1.000	Pass
			12	6	8	0	22.03	24.39	26.38	0.311	1.000	Pass
	MCH		12	6	8	0	22.31	24.42	26.5	0.328	1.000	Pass
	HCH		1	22	1	24	22.7	24.44	26.67	0.354	1.000	Pass
			12	6	8	0	22.71	24.5	26.7	0.356	1.000	Pass
	LCH	16QAM	1	1	1	0	21.47	24.33	26.14	0.279	1.000	Pass
			12	6	8	0	21.04	24.35	26.01	0.257	1.000	Pass
	MCH		12	6	8	0	21.27	24.41	26.13	0.269	1.000	Pass
	HCH		1	22	1	24	21.69	24.52	26.34	0.293	1.000	Pass
			12	6	8	0	21.62	24.51	26.31	0.289	1.000	Pass
	LCH	64QAM	1	1	1	0	19.71	24.33	25.62	0.203	1.000	Pass
			12	6	8	0	19.65	24.4	25.66	0.202	1.000	Pass
	MCH		12	6	8	0	19.95	24.4	25.73	0.212	1.000	Pass
	HCH		1	22	1	24	20.14	24.52	25.88	0.221	1.000	Pass
			12	6	8	0	20.16	24.45	25.82	0.221	1.000	Pass
	LCH	256QAM	1	1	1	0	17.83	24.34	25.22	0.150	1.000	Pass
			12	6	8	0	17.63	24.38	25.21	0.146	1.000	Pass
	MCH		12	6	8	0	17.93	24.41	25.29	0.153	1.000	Pass
	HCH		1	22	1	24	18.36	24.49	25.44	0.164	1.000	Pass
			12	6	8	0	18.3	24.51	25.44	0.163	1.000	Pass
10MHz(LTE) + 100MHz(NR)	LCH	PI/2 BPSK	1	1	1	0	21.19	24.29	26.02	0.264	1.000	Pass
			135	67	12	0	22.26	24.34	26.43	0.324	1.000	Pass
	MCH		135	67	12	0	22.24	24.43	26.48	0.324	1.000	Pass
	HCH		1	271	1	49	21.95	24.56	26.46	0.308	1.000	Pass
			135	67	12	0	22.25	24.41	26.48	0.324	1.000	Pass
	LCH	QPSK	1	1	1	0	21.23	24.26	26.02	0.266	1.000	Pass
			135	67	12	0	22.26	24.38	26.46	0.325	1.000	Pass
	MCH		135	67	12	0	22.26	24.45	26.5	0.325	1.000	Pass
	HCH		1	271	1	49	21.95	24.54	26.45	0.308	1.000	Pass
			135	67	12	0	22.24	24.42	26.48	0.324	1.000	Pass
	LCH	16QAM	1	1	1	0	20.53	24.26	25.8	0.233	1.000	Pass

			135	67	12	0	21.25	24.38	26.1	0.268	1.000	Pass
	MCH		135	67	12	0	21.24	24.42	26.13	0.268	1.000	Pass
	HCH		1	271	1	49	21.13	24.54	26.17	0.264	1.000	Pass
			135	67	12	0	21.24	24.42	26.13	0.268	1.000	Pass
	LCH	64QAM	1	1	1	0	19.07	24.27	25.42	0.181	1.000	Pass
			135	67	12	0	19.92	24.35	25.69	0.211	1.000	Pass
	MCH		135	67	12	0	19.9	24.4	25.71	0.210	1.000	Pass
	HCH		1	271	1	49	19.36	24.52	25.67	0.193	1.000	Pass
			135	67	12	0	19.92	24.44	25.75	0.212	1.000	Pass
	LCH	256QAM	1	1	1	0	17.18	24.31	25.08	0.136	1.000	Pass
			135	67	12	0	17.91	24.35	25.24	0.152	1.000	Pass
	MCH		135	67	12	0	17.84	24.41	25.28	0.151	1.000	Pass
	HCH		1	271	1	49	17.89	24.55	25.4	0.153	1.000	Pass
			135	67	12	0	17.87	24.38	25.25	0.151	1.000	Pass

Test BW	Test Channel	Test Mode	NR UL RB No.	NR UL RB Pos.	LTE UL RB No.	LTE UL RB Pos.	NR Conducted Output Power (dBm)	LTE Conducted Output Power (dBm)	Total Conducted Output Power (dBm)	EIRP (W)	Limit (W)	Verdict
DC_5A_n78A (SCS=15kHz 3700-3800 MHz)												
5MHz(LTE) + 10MHz(NR)	LCH	PI/2 BPSK	1	1	1	0	22.69	24.34	26.61	0.352	1.000	Pass
			25	12	8	0	22.75	24.39	26.66	0.357	1.000	Pass
	MCH		25	12	8	0	22.73	24.4	26.65	0.356	1.000	Pass
	HCH		1	50	1	24	22.47	24.5	26.62	0.340	1.000	Pass
			25	12	8	0	22.51	24.5	26.63	0.342	1.000	Pass
	LCH	QPSK	1	1	1	0	22.61	24.32	26.56	0.347	1.000	Pass
			25	12	8	0	22.76	24.38	26.66	0.358	1.000	Pass
	MCH		25	12	8	0	22.61	24.39	26.6	0.348	1.000	Pass
	HCH		1	50	1	24	22.45	24.49	26.6	0.338	1.000	Pass
			25	12	8	0	22.57	24.42	26.6	0.345	1.000	Pass
	LCH	16QAM	1	1	1	0	21.55	24.32	26.16	0.283	1.000	Pass
			25	12	8	0	21.78	24.33	26.25	0.295	1.000	Pass
	MCH		25	12	8	0	21.65	24.37	26.23	0.289	1.000	Pass
	HCH		1	50	1	24	21.42	24.49	26.23	0.278	1.000	Pass
			25	12	8	0	21.61	24.5	26.3	0.288	1.000	Pass
	LCH	64QAM	1	1	1	0	20.32	24.37	25.81	0.226	1.000	Pass
			25	12	8	0	20.27	24.34	25.78	0.224	1.000	Pass
	MCH		25	12	8	0	20.11	24.34	25.73	0.218	1.000	Pass
	HCH		1	50	1	24	20.18	24.46	25.84	0.222	1.000	Pass
			25	12	8	0	19.98	24.46	25.78	0.214	1.000	Pass
	LCH	256QAM	1	1	1	0	18.31	24.34	25.31	0.161	1.000	Pass
			25	12	8	0	18.48	24.35	25.35	0.166	1.000	Pass
	MCH		25	12	8	0	18.43	24.38	25.36	0.165	1.000	Pass
	HCH		1	50	1	24	18	24.44	25.33	0.155	1.000	Pass
			25	12	8	0	18.37	24.43	25.39	0.164	1.000	Pass

Test BW	Test Channel	Test Mode	NR UL RB No.	NR UL RB Pos.	LTE UL RB No.	LTE UL RB Pos.	NR Conducted Output Power (dBm)	LTE Conducted Output Power (dBm)	Total Conducted Output Power (dBm)	EIRP (W)	Limit (W)	Verdict
DC_5A_n78A (SCS=30kHz 3700-3800 MHz)												
5MHz(LTE) + 10MHz(NR)	LCH	PI/2 BPSK	1	1	1	0	22.73	24.37	26.63	0.356	1.000	Pass
			12	6	8	0	22.75	24.35	26.63	0.357	1.000	Pass
	MCH		12	6	8	0	22.71	24.37	26.63	0.354	1.000	Pass
	HCH		1	22	1	24	22.61	24.51	26.67	0.349	1.000	Pass
			12	6	8	0	22.61	24.51	26.67	0.349	1.000	Pass
	LCH	QPSK	1	1	1	0	22.74	24.33	26.62	0.356	1.000	Pass
			12	6	8	0	22.79	24.36	26.65	0.360	1.000	Pass
	MCH		12	6	8	0	22.66	24.41	26.63	0.351	1.000	Pass
	HCH		1	22	1	24	22.56	24.56	26.68	0.346	1.000	Pass
			12	6	8	0	22.6	24.48	26.65	0.348	1.000	Pass
	LCH	16QAM	1	1	1	0	21.87	24.34	26.29	0.301	1.000	Pass
			12	6	8	0	21.8	24.4	26.31	0.297	1.000	Pass
	MCH		12	6	8	0	21.66	24.4	26.25	0.290	1.000	Pass
	HCH		1	22	1	24	21.77	24.52	26.37	0.297	1.000	Pass
			12	6	8	0	21.55	24.51	26.29	0.285	1.000	Pass
	LCH	64QAM	1	1	1	0	20.24	24.34	25.77	0.223	1.000	Pass
			12	6	8	0	20.31	24.37	25.81	0.226	1.000	Pass
	MCH		12	6	8	0	20.22	24.35	25.77	0.222	1.000	Pass
	HCH		1	22	1	24	20.1	24.53	25.87	0.219	1.000	Pass
			12	6	8	0	20.13	24.48	25.84	0.220	1.000	Pass
	LCH	256QAM	1	1	1	0	18.48	24.36	25.35	0.166	1.000	Pass
			12	6	8	0	18.46	24.39	25.38	0.166	1.000	Pass
	MCH		12	6	8	0	18.36	24.43	25.39	0.163	1.000	Pass
	HCH		1	22	1	24	18.24	24.51	25.43	0.161	1.000	Pass
			12	6	8	0	18.22	24.45	25.38	0.160	1.000	Pass
10MHz(LTE) + 100MHz(NR)	LCH	PI/2 BPSK	1	1	1	0	21.94	24.25	26.26	0.304	1.000	Pass
			135	67	12	0	22.81	24.4	26.69	0.362	1.000	Pass
	MCH		135	67	12	0	22.81	24.45	26.72	0.362	1.000	Pass
	HCH		1	271	1	49	21.96	24.56	26.46	0.309	1.000	Pass
			135	67	12	0	22.86	24.48	26.75	0.366	1.000	Pass
	LCH	QPSK	1	1	1	0	21.96	24.27	26.28	0.305	1.000	Pass
			135	67	12	0	22.81	24.32	26.64	0.361	1.000	Pass
	MCH		135	67	12	0	22.83	24.43	26.72	0.363	1.000	Pass
	HCH		1	271	1	49	21.95	24.55	26.45	0.308	1.000	Pass
			135	67	12	0	22.81	24.43	26.7	0.362	1.000	Pass
	LCH	16QAM	1	1	1	0	21.28	24.28	26.04	0.268	1.000	Pass

			135	67	12	0	21.86	24.37	26.3	0.300	1.000	Pass
	MCH		135	67	12	0	21.81	24.42	26.32	0.298	1.000	Pass
	HCH		1	271	1	49	20.91	24.53	26.1	0.253	1.000	Pass
			135	67	12	0	21.84	24.42	26.33	0.300	1.000	Pass
	LCH	64QAM	1	1	1	0	19.49	24.26	25.51	0.194	1.000	Pass
			135	67	12	0	20.37	24.3	25.78	0.227	1.000	Pass
	MCH		135	67	12	0	20.33	24.42	25.85	0.227	1.000	Pass
	HCH		1	271	1	49	19.35	24.51	25.67	0.193	1.000	Pass
			135	67	12	0	20.31	24.43	25.85	0.226	1.000	Pass
	LCH	256QAM	1	1	1	0	17.86	24.23	25.13	0.149	1.000	Pass
			135	67	12	0	18.52	24.36	25.36	0.167	1.000	Pass
	MCH		135	67	12	0	18.47	24.43	25.41	0.166	1.000	Pass
	HCH		1	271	1	49	17.93	24.54	25.4	0.154	1.000	Pass
			135	67	12	0	18.45	24.36	25.35	0.165	1.000	Pass

Test BW	Test Channel	Test Mode	NR UL RB No.	NR UL RB Pos.	LTE UL RB No.	LTE UL RB Pos.	NR Conducted Output Power (dBm)	LTE Conducted Output Power (dBm)	Total Conducted Output Power (dBm)	EIRP (W)	Limit (W)	Verdict
DC_7A_n5A												
5MHz(LTE) + 5MHz(NR)	LCH	PI/2 BPSK	1	1	1	0	21.52	21.07	24.31	0.185	2.000	Pass
			12	6	8	0	21.43	21.2	24.32	0.190	2.000	Pass
	MCH		12	6	8	0	21.4	21.25	24.33	0.192	2.000	Pass
	HCH		1	23	1	24	21.43	21.34	24.39	0.196	2.000	Pass
			12	6	8	0	21.53	21.26	24.41	0.193	2.000	Pass
	LCH	QPSK	1	1	1	0	21.49	21.16	24.34	0.189	2.000	Pass
			12	6	8	0	21.45	21.19	24.33	0.190	2.000	Pass
	MCH		12	6	8	0	21.43	21.24	24.35	0.192	2.000	Pass
	HCH		1	23	1	24	21.48	21.39	24.45	0.198	2.000	Pass
			12	6	8	0	21.55	21.28	24.43	0.194	2.000	Pass
	LCH	16QAM	1	1	1	0	21.61	21.17	24.4	0.189	2.000	Pass
			12	6	8	0	21.37	21.22	24.31	0.191	2.000	Pass
	MCH		12	6	8	0	21.38	21.26	24.33	0.192	2.000	Pass
	HCH		1	23	1	24	21.57	21.38	24.49	0.198	2.000	Pass
			12	6	8	0	21.47	21.29	24.39	0.194	2.000	Pass
	LCH	64QAM	1	1	1	0	21.55	21.13	24.36	0.187	2.000	Pass
			12	6	8	0	21.53	21.22	24.38	0.191	2.000	Pass
	MCH		12	6	8	0	21.48	21.26	24.38	0.193	2.000	Pass
	HCH		1	23	1	24	21.84	21.41	24.64	0.200	2.000	Pass
			12	6	8	0	21.66	21.31	24.5	0.195	2.000	Pass
	LCH	256QAM	1	1	1	0	19.87	21.1	23.54	0.183	2.000	Pass
			12	6	8	0	19.87	21.19	23.59	0.187	2.000	Pass
	MCH		12	6	8	0	19.84	21.25	23.61	0.190	2.000	Pass
	HCH		1	23	1	24	19.98	21.38	23.74	0.195	2.000	Pass
			12	6	8	0	19.91	21.26	23.65	0.190	2.000	Pass
20MHz(LTE) + 20MHz(NR)	LCH	PI/2 BPSK	1	1	1	0	21.46	20.85	24.17	0.176	2.000	Pass
			50	25	18	0	21.49	21.06	24.29	0.184	2.000	Pass
	MCH		50	25	18	0	21.47	21.09	24.29	0.186	2.000	Pass
	HCH		1	104	1	99	21.41	21.15	24.29	0.188	2.000	Pass
			50	25	18	0	21.49	21.21	24.37	0.191	2.000	Pass
	LCH	QPSK	1	1	1	0	21.36	20.88	24.14	0.177	2.000	Pass
			50	25	18	0	21.5	21.07	24.3	0.185	2.000	Pass
	MCH		50	25	18	0	21.48	21.11	24.31	0.186	2.000	Pass
	HCH		1	104	1	99	21.4	21.14	24.28	0.188	2.000	Pass
			50	25	18	0	21.6	21.15	24.39	0.188	2.000	Pass
	LCH	16QAM	1	1	1	0	21.43	20.88	24.17	0.177	2.000	Pass

			50	25	18	0	21.55	21.12	24.35	0.187	2.000	Pass
	MCH		50	25	18	0	21.53	21.09	24.33	0.186	2.000	Pass
	HCH		1	104	1	99	21.51	21.2	24.37	0.190	2.000	Pass
			50	25	18	0	21.5	21.18	24.35	0.189	2.000	Pass
	LCH	64QAM	1	1	1	0	21.41	20.88	24.16	0.177	2.000	Pass
			50	25	18	0	21.49	21.08	24.3	0.185	2.000	Pass
	MCH		50	25	18	0	21.45	21.09	24.29	0.186	2.000	Pass
	HCH		1	104	1	99	21.37	21.22	24.3	0.191	2.000	Pass
			50	25	18	0	21.54	21.13	24.35	0.187	2.000	Pass
	LCH	256QAM	1	1	1	0	19.73	20.87	23.35	0.174	2.000	Pass
			50	25	18	0	20	21.07	23.57	0.182	2.000	Pass
	MCH		50	25	18	0	20.06	21.1	23.62	0.184	2.000	Pass
	HCH		1	104	1	99	19.75	21.14	23.51	0.185	2.000	Pass
			50	25	18	0	20.11	21.15	23.67	0.186	2.000	Pass

Test BW	Test Channel	Test Mode	NR UL RB No.	NR UL RB Pos.	LTE UL RB No.	LTE UL RB Pos.	NR Conducted Output Power (dBm)	LTE Conducted Output Power (dBm)	Total Conducted Output Power (dBm)	EIRP (W)	Limit (W)	Verdict
DC_7A_n78A (SCS=15kHz 3450-3550 MHz)												
5MHz(LTE) + 10MHz(NR)	LCH	PI/2 BPSK	1	1	1	0	22.74	23.05	25.9	0.583	1.000	Pass
			25	12	8	0	22.56	23.07	25.83	0.572	1.000	Pass
	MCH		25	12	8	0	22.91	23.07	26	0.597	1.000	Pass
	HCH		1	50	1	24	23.59	23.21	26.41	0.660	1.000	Pass
			25	12	8	0	23.35	23.15	26.26	0.636	1.000	Pass
	LCH	QPSK	1	1	1	0	22.65	23.01	25.84	0.575	1.000	Pass
			25	12	8	0	22.59	23.06	25.84	0.574	1.000	Pass
	MCH		25	12	8	0	22.89	23.11	26.01	0.598	1.000	Pass
	HCH		1	50	1	24	23.49	23.19	26.35	0.650	1.000	Pass
			25	12	8	0	23.33	23.08	26.22	0.630	1.000	Pass
	LCH	16QAM	1	1	1	0	21.89	23.05	25.51	0.529	1.000	Pass
			25	12	8	0	21.58	23.09	25.41	0.515	1.000	Pass
	MCH		25	12	8	0	21.94	23.08	25.55	0.534	1.000	Pass
	HCH		1	50	1	24	22.59	23.14	25.89	0.579	1.000	Pass
			25	12	8	0	22.36	23.09	25.75	0.560	1.000	Pass
	LCH	64QAM	1	1	1	0	20.63	22.97	24.97	0.461	1.000	Pass
			25	12	8	0	20.3	23.03	24.89	0.451	1.000	Pass
	MCH		25	12	8	0	20.53	23.08	25	0.464	1.000	Pass
	HCH		1	50	1	24	21.22	23.18	25.32	0.502	1.000	Pass
			25	12	8	0	21.08	23.05	25.18	0.487	1.000	Pass
	LCH	256QAM	1	1	1	0	17.95	23	24.18	0.377	1.000	Pass
			25	12	8	0	18.14	23.06	24.27	0.385	1.000	Pass
	MCH		25	12	8	0	18.55	23.06	24.37	0.395	1.000	Pass
	HCH		1	50	1	24	19.07	23.16	24.59	0.417	1.000	Pass
			25	12	8	0	18.98	23.04	24.48	0.406	1.000	Pass

Test BW	Test Channel	Test Mode	NR UL RB No.	NR UL RB Pos.	LTE UL RB No.	LTE UL RB Pos.	NR Conducted Output Power (dBm)	LTE Conducted Output Power (dBm)	Total Conducted Output Power (dBm)	EIRP (W)	Limit (W)	Verdict
DC_7A_n78A (SCS=30kHz 3450-3550 MHz)												
5MHz(LTE) + 10MHz(NR)	LCH	PI/2 BPSK	1	1	1	0	23.11	22.73	25.93	0.591	1.000	Pass
			12	6	8	0	23.07	22.74	25.92	0.588	1.000	Pass
	MCH		12	6	8	0	23.05	22.56	25.82	0.576	1.000	Pass
	HCH		1	22	1	24	23.44	22.72	26.11	0.616	1.000	Pass
			12	6	8	0	23.36	22.74	26.07	0.611	1.000	Pass
	LCH	QPSK	1	1	1	0	23.05	22.7	25.89	0.584	1.000	Pass
			12	6	8	0	23.01	22.74	25.89	0.584	1.000	Pass
	MCH		12	6	8	0	23.08	22.57	25.84	0.579	1.000	Pass
	HCH		1	22	1	24	23.4	22.73	26.09	0.614	1.000	Pass
			12	6	8	0	23.33	22.7	26.04	0.606	1.000	Pass
	LCH	16QAM	1	1	1	0	22	22.7	25.37	0.514	1.000	Pass
			135	67	18	0	22.09	22.72	25.43	0.521	1.000	Pass
	MCH		135	67	18	0	22.13	22.55	25.35	0.513	1.000	Pass
	HCH		1	271	1	99	22.53	22.77	25.66	0.552	1.000	Pass
			135	67	18	0	22.4	22.71	25.57	0.539	1.000	Pass
	LCH	64QAM	1	1	1	0	20.8	22.69	24.86	0.451	1.000	Pass
			135	67	18	0	20.69	22.71	24.83	0.448	1.000	Pass
	MCH		135	67	18	0	20.68	22.55	24.72	0.438	1.000	Pass
	HCH		1	271	1	99	21.03	22.74	24.98	0.465	1.000	Pass
			135	67	18	0	20.97	22.72	24.94	0.461	1.000	Pass
	LCH	256QAM	1	1	1	0	18.61	22.61	24.06	0.370	1.000	Pass
			135	67	18	0	18.67	22.71	24.15	0.377	1.000	Pass
	MCH		135	67	18	0	18.72	22.54	24.05	0.369	1.000	Pass
	HCH		1	271	1	99	19.1	22.82	24.36	0.396	1.000	Pass
			135	67	18	0	19.03	22.74	24.28	0.389	1.000	Pass
20MHz(LTE) + 100MHz(NR)	LCH	PI/2 BPSK	1	1	1	0	22.29	22.46	25.39	0.518	1.000	Pass
			135	67	18	0	23.08	22.61	25.86	0.581	1.000	Pass
	MCH		135	67	18	0	23.04	22.41	25.75	0.567	1.000	Pass
	HCH		1	271	1	99	22.47	22.6	25.54	0.538	1.000	Pass
			135	67	18	0	23.07	22.53	25.82	0.576	1.000	Pass
	LCH	QPSK	1	1	1	0	22.25	22.43	25.36	0.514	1.000	Pass
			135	67	18	0	23.06	22.55	25.82	0.576	1.000	Pass
	MCH		135	67	18	0	23.08	22.44	25.78	0.572	1.000	Pass
	HCH		1	271	1	99	22.45	22.64	25.56	0.539	1.000	Pass
			135	67	18	0	23.05	22.51	25.8	0.573	1.000	Pass
	LCH	16QAM	1	1	1	0	21.5	22.46	25.02	0.472	1.000	Pass

			135	67	18	0	22.05	22.57	25.33	0.509	1.000	Pass
	MCH		135	67	18	0	22.05	22.38	25.23	0.499	1.000	Pass
	HCH		1	271	1	99	21.58	22.64	25.15	0.487	1.000	Pass
			135	67	18	0	22.08	22.52	25.31	0.508	1.000	Pass
	LCH	64QAM	1	1	1	0	20.54	22.48	24.63	0.428	1.000	Pass
			135	67	18	0	20.74	22.6	24.78	0.443	1.000	Pass
	MCH		135	67	18	0	20.73	22.39	24.65	0.431	1.000	Pass
	HCH		1	271	1	99	20.32	22.67	24.66	0.430	1.000	Pass
			135	67	18	0	20.73	22.55	24.74	0.440	1.000	Pass
	LCH	256QAM	1	1	1	0	18.16	22.43	23.81	0.348	1.000	Pass
			135	67	18	0	18.67	22.61	24.08	0.371	1.000	Pass
	MCH		135	67	18	0	18.74	22.43	23.98	0.363	1.000	Pass
	HCH		1	271	1	99	18.25	22.62	23.97	0.361	1.000	Pass
			135	67	18	0	18.67	22.53	24.03	0.367	1.000	Pass

Test BW	Test Channel	Test Mode	NR UL RB No.	NR UL RB Pos.	LTE UL RB No.	LTE UL RB Pos.	NR Conducted Output Power (dBm)	LTE Conducted Output Power (dBm)	Total Conducted Output Power (dBm)	EIRP (W)	Limit (W)	Verdict
DC_7A_n78A (SCS=15kHz 3700-3800 MHz)												
5MHz(LTE) + 10MHz(NR)	LCH	PI/2 BPSK	1	1	1	0	23.56	22.98	26.29	0.642	1.000	Pass
			25	12	8	0	23.5	23.04	26.28	0.641	1.000	Pass
	MCH		25	12	8	0	23.38	23.07	26.24	0.633	1.000	Pass
	HCH		1	50	1	24	23.16	23.17	26.18	0.622	1.000	Pass
			25	12	8	0	23.13	23.02	26.09	0.610	1.000	Pass
	LCH	QPSK	1	1	1	0	23.5	23.01	26.27	0.639	1.000	Pass
			25	12	8	0	23.46	23.02	26.26	0.636	1.000	Pass
	MCH		25	12	8	0	23.39	23.01	26.22	0.630	1.000	Pass
	HCH		1	50	1	24	23.07	23.12	26.1	0.612	1.000	Pass
			25	12	8	0	23.11	23.06	26.09	0.611	1.000	Pass
	LCH	16QAM	1	1	1	0	22.66	22.97	25.83	0.573	1.000	Pass
			25	12	8	0	22.5	23.03	25.79	0.566	1.000	Pass
	MCH		25	12	8	0	22.43	23.03	25.75	0.561	1.000	Pass
	HCH		1	50	1	24	22.35	23.18	25.8	0.566	1.000	Pass
			25	12	8	0	22.12	23.07	25.63	0.544	1.000	Pass
	LCH	64QAM	1	1	1	0	21.01	22.98	25.11	0.479	1.000	Pass
			25	12	8	0	21.12	22.99	25.17	0.485	1.000	Pass
	MCH		25	12	8	0	21.08	23.09	25.21	0.489	1.000	Pass
	HCH		1	50	1	24	20.84	23.17	25.17	0.483	1.000	Pass
			25	12	8	0	20.79	23.06	25.08	0.474	1.000	Pass
	LCH	256QAM	1	1	1	0	18.82	23.03	24.43	0.401	1.000	Pass
			25	12	8	0	19.12	23.02	24.51	0.409	1.000	Pass
	MCH		25	12	8	0	19.12	23.08	24.55	0.413	1.000	Pass
	HCH		1	50	1	24	18.5	23.1	24.39	0.397	1.000	Pass
			25	12	8	0	18.93	23.05	24.47	0.405	1.000	Pass

Test BW	Test Channel	Test Mode	NR UL RB No.	NR UL RB Pos.	LTE UL RB No.	LTE UL RB Pos.	NR Conducted Output Power (dBm)	LTE Conducted Output Power (dBm)	Total Conducted Output Power (dBm)	EIRP (W)	Limit (W)	Verdict
DC_7A_n78A (SCS=30kHz 3700-3800 MHz)												
5MHz(LTE) + 10MHz(NR)	LCH	PI/2 BPSK	1	1	1	0	23.39	22.95	26.19	0.626	1.000	Pass
			12	6	8	0	23.35	23	26.19	0.626	1.000	Pass
	MCH		12	6	8	0	23.3	23.02	26.17	0.623	1.000	Pass
	HCH		1	22	1	24	23.03	23.08	26.07	0.606	1.000	Pass
			12	6	8	0	23.03	23.02	26.04	0.603	1.000	Pass
	LCH	QPSK	1	1	1	0	23.38	22.93	26.17	0.624	1.000	Pass
			12	6	8	0	23.3	23.01	26.17	0.623	1.000	Pass
	MCH		12	6	8	0	23.28	23.02	26.16	0.622	1.000	Pass
	HCH		1	22	1	24	23.03	23.1	26.07	0.608	1.000	Pass
			12	6	8	0	22.97	23	25.99	0.597	1.000	Pass
	LCH	16QAM	1	1	1	0	22.39	22.97	25.7	0.555	1.000	Pass
			12	6	8	0	22.45	23.06	25.78	0.564	1.000	Pass
	MCH		12	6	8	0	22.38	23.01	25.72	0.557	1.000	Pass
	HCH		1	22	1	24	22.14	23.1	25.66	0.547	1.000	Pass
			12	6	8	0	22.02	23.01	25.55	0.534	1.000	Pass
	LCH	64QAM	1	1	1	0	21.08	22.96	25.13	0.481	1.000	Pass
			12	6	8	0	21.04	23.05	25.17	0.485	1.000	Pass
	MCH		12	6	8	0	20.96	22.95	25.08	0.475	1.000	Pass
	HCH		1	22	1	24	20.69	23.14	25.1	0.475	1.000	Pass
			12	6	8	0	20.64	23.01	25	0.464	1.000	Pass
	LCH	256QAM	1	1	1	0	18.98	22.97	24.43	0.402	1.000	Pass
			12	6	8	0	19.08	23.01	24.48	0.407	1.000	Pass
	MCH		12	6	8	0	19	23	24.46	0.404	1.000	Pass
	HCH		1	22	1	24	18.33	23.05	24.31	0.389	1.000	Pass
			12	6	8	0	18.71	22.97	24.35	0.394	1.000	Pass
20MHz(LTE) + 100MHz(NR)	LCH	PI/2 BPSK	1	1	1	0	22.64	22.73	25.69	0.557	1.000	Pass
			135	67	18	0	23.35	22.89	26.13	0.619	1.000	Pass
	MCH		135	67	18	0	23.3	22.87	26.1	0.614	1.000	Pass
	HCH		1	271	1	99	22.36	22.95	25.68	0.552	1.000	Pass
			135	67	18	0	23.36	22.95	26.17	0.624	1.000	Pass
	LCH	QPSK	1	1	1	0	22.61	22.71	25.67	0.553	1.000	Pass
			135	67	18	0	23.39	22.9	26.16	0.623	1.000	Pass
	MCH		135	67	18	0	23.38	22.85	26.14	0.619	1.000	Pass
	HCH		1	271	1	99	22.32	23	25.68	0.552	1.000	Pass
			135	67	18	0	23.34	22.96	26.17	0.623	1.000	Pass
	LCH	16QAM	1	1	1	0	21.65	22.72	25.23	0.495	1.000	Pass

			135	67	18	0	22.37	22.92	25.67	0.550	1.000	Pass
	MCH		135	67	18	0	22.36	22.88	25.64	0.547	1.000	Pass
	HCH		1	271	1	99	21.42	22.96	25.27	0.498	1.000	Pass
			135	67	18	0	22.38	22.92	25.67	0.551	1.000	Pass
	LCH	64QAM	1	1	1	0	20.77	22.76	24.89	0.454	1.000	Pass
			135	67	18	0	21.05	22.89	25.07	0.475	1.000	Pass
	MCH		135	67	18	0	21.07	22.88	25.08	0.475	1.000	Pass
	HCH		1	271	1	99	20.12	22.93	24.76	0.438	1.000	Pass
			135	67	18	0	21.02	22.91	25.08	0.475	1.000	Pass
	LCH	256QAM	1	1	1	0	18.49	22.7	24.1	0.372	1.000	Pass
			135	67	18	0	19	22.92	24.4	0.399	1.000	Pass
	MCH		135	67	18	0	19	22.88	24.37	0.397	1.000	Pass
	HCH		1	271	1	99	18.23	22.92	24.19	0.378	1.000	Pass
			135	67	18	0	19	22.99	24.45	0.404	1.000	Pass

Test BW	Test Channel	Test Mode	NR UL RB No.	NR UL RB Pos.	LTE UL RB No.	LTE UL RB Pos.	NR Conducted Output Power (dBm)	LTE Conducted Output Power (dBm)	Total Conducted Output Power (dBm)	EIRP (W)	Limit (W)	Verdict
DC_12A_n66A (SCS=15kHz)												
5MHz(LTE) + 5MHz(NR)	LCH	PI/2 BPSK	1	1	1	0	21.04	20.94	24	0.164	1.000	Pass
			12	6	8	0	21	20.98	24	0.163	1.000	Pass
	MCH		12	6	8	0	20.92	21.08	24.01	0.161	1.000	Pass
	HCH		1	23	1	24	20.88	20.99	23.95	0.159	1.000	Pass
			12	6	8	0	20.93	21.05	24	0.161	1.000	Pass
	LCH	QPSK	1	1	1	0	20.96	20.89	23.93	0.162	1.000	Pass
			12	6	8	0	20.97	21.02	24.01	0.163	1.000	Pass
	MCH		12	6	8	0	20.91	21.05	23.99	0.161	1.000	Pass
	HCH		1	23	1	24	20.82	21	23.92	0.158	1.000	Pass
			12	6	8	0	20.86	21.07	23.98	0.159	1.000	Pass
	LCH	16QAM	1	1	1	0	21	20.88	23.95	0.163	1.000	Pass
			12	6	8	0	21.11	20.94	24.04	0.167	1.000	Pass
	MCH		12	6	8	0	21.04	21.12	24.09	0.165	1.000	Pass
	HCH		1	23	1	24	20.75	21.01	23.89	0.156	1.000	Pass
			12	6	8	0	21.02	21.07	24.06	0.164	1.000	Pass
	LCH	64QAM	1	1	1	0	21.33	20.9	24.13	0.174	1.000	Pass
			12	6	8	0	21.05	20.95	24.01	0.165	1.000	Pass
	MCH		12	6	8	0	20.94	21.09	24.03	0.162	1.000	Pass
	HCH		1	23	1	24	21.25	20.98	24.13	0.172	1.000	Pass
			12	6	8	0	20.93	21.04	24	0.161	1.000	Pass
	LCH	256QAM	1	1	1	0	19.7	20.92	23.36	0.126	1.000	Pass
			12	6	8	0	19.47	21.02	23.32	0.122	1.000	Pass
	MCH		12	6	8	0	19.4	21.1	23.34	0.120	1.000	Pass
	HCH		1	23	1	24	19.47	21.04	23.33	0.122	1.000	Pass
			12	6	8	0	19.35	21.03	23.28	0.119	1.000	Pass
10MHz(LTE) + 40MHz(NR)	LCH	PI/2 BPSK	1	1	1	0	20.54	20.85	23.71	0.148	1.000	Pass
			108	54	12	0	21.05	21.02	24.05	0.165	1.000	Pass
	MCH		108	54	12	0	20.99	21.1	24.06	0.164	1.000	Pass
	HCH		1	214	1	49	20.43	21.08	23.77	0.146	1.000	Pass
			108	54	12	0	20.89	21.15	24.03	0.161	1.000	Pass
	LCH	QPSK	1	1	1	0	20.45	20.85	23.67	0.146	1.000	Pass
			108	54	12	0	21.01	21.05	24.04	0.164	1.000	Pass
	MCH		108	54	12	0	21	21.1	24.06	0.164	1.000	Pass
	HCH		1	214	1	49	20.33	21.01	23.7	0.143	1.000	Pass
			108	54	12	0	20.95	21.11	24.04	0.162	1.000	Pass
	LCH	16QAM	1	1	1	0	20.53	20.89	23.72	0.148	1.000	Pass

			108	54	12	0	21.07	21.03	24.06	0.166	1.000	Pass
	MCH		108	54	12	0	21.05	21.09	24.08	0.165	1.000	Pass
	HCH		1	214	1	49	20.43	21.08	23.78	0.146	1.000	Pass
			108	54	12	0	21	21.11	24.07	0.164	1.000	Pass
	LCH	64QAM	1	1	1	0	20.85	20.84	23.86	0.158	1.000	Pass
			108	54	12	0	21.05	21.05	24.06	0.165	1.000	Pass
	MCH		108	54	12	0	21.01	21.07	24.05	0.164	1.000	Pass
	HCH		1	214	1	49	20.74	21.05	23.91	0.155	1.000	Pass
			108	54	12	0	20.91	21.1	24.01	0.161	1.000	Pass
	LCH	256QAM	1	1	1	0	19.13	20.89	23.11	0.113	1.000	Pass
			108	54	12	0	19.59	21.05	23.39	0.124	1.000	Pass
	MCH		108	54	12	0	19.63	21.07	23.42	0.126	1.000	Pass
	HCH		1	214	1	49	19.03	21.02	23.15	0.112	1.000	Pass
			108	54	12	0	19.48	21.09	23.37	0.122	1.000	Pass

Test BW	Test Channel	Test Mode	NR UL RB No.	NR UL RB Pos.	LTE UL RB No.	LTE UL RB Pos.	NR Conducted Output Power (dBm)	LTE Conducted Output Power (dBm)	Total Conducted Output Power (dBm)	EIRP (W)	Limit (W)	Verdict
DC_12A_n66A (SCS=30kHz)												
20MHz(LTE) + 40MHz(NR)	LCH	PI/2 BPSK	1	1	1	0	20.08	20.38	23.24	0.133	1.000	Pass
			50	25	12	0	21.06	21.07	24.07	0.166	1.000	Pass
	MCH		50	25	12	0	21.03	21.11	24.08	0.165	1.000	Pass
	HCH		1	104	1	49	20.43	21.02	23.75	0.146	1.000	Pass
			50	25	12	0	20.93	21.12	24.03	0.162	1.000	Pass
	LCH	QPSK	1	1	1	0	20.6	20.86	23.74	0.150	1.000	Pass
			50	25	12	0	21.02	21.08	24.06	0.164	1.000	Pass
	MCH		50	25	12	0	21.03	21.12	24.08	0.165	1.000	Pass
	HCH		1	104	1	49	20.47	21.04	23.78	0.147	1.000	Pass
			50	25	12	0	20.88	21.11	24.01	0.160	1.000	Pass
	LCH	16QAM	1	1	1	0	20.63	20.9	23.78	0.151	1.000	Pass
			50	25	12	0	21.04	21.05	24.05	0.165	1.000	Pass
	MCH		50	25	12	0	21.01	21.11	24.07	0.164	1.000	Pass
	HCH		1	104	1	49	20.5	20.99	23.76	0.148	1.000	Pass
			50	25	12	0	20.98	21.12	24.06	0.163	1.000	Pass
	LCH	64QAM	1	1	1	0	21	20.84	23.93	0.163	1.000	Pass
			50	25	12	0	21.17	21.07	24.13	0.169	1.000	Pass
	MCH		50	25	12	0	21.05	21.08	24.07	0.165	1.000	Pass
	HCH		1	104	1	49	20.88	21	23.95	0.160	1.000	Pass
			50	25	12	0	20.97	21.11	24.05	0.163	1.000	Pass
	LCH	256QAM	1	1	1	0	19.22	20.86	23.12	0.115	1.000	Pass
			50	25	12	0	19.67	21.07	23.43	0.126	1.000	Pass
	MCH		50	25	12	0	19.63	21.09	23.43	0.126	1.000	Pass
	HCH		1	104	1	49	18.91	21.02	23.1	0.110	1.000	Pass
			50	25	12	0	19.53	21.17	23.44	0.124	1.000	Pass

Test BW	Test Channel	Test Mode	NR UL RB No.	NR UL RB Pos.	LTE UL RB No.	LTE UL RB Pos.	NR Conducted Output Power (dBm)	LTE Conducted Output Power (dBm)	Total Conducted Output Power (dBm)	EIRP (W)	Limit (W)	Verdict
DC_26A_n78A (SCS=15kHz 3450-3550 MHz)												
5MHz(LTE) + 10MHz(NR)	LCH	PI/2 BPSK	1	1	1	0	22.07	23.97	26.13	0.308	1.000	Pass
			25	12	8	0	22.04	23.95	26.11	0.306	1.000	Pass
	MCH		25	12	8	0	22.23	23.76	26.07	0.316	1.000	Pass
	HCH		1	50	1	24	22.85	23.94	26.44	0.359	1.000	Pass
			25	12	8	0	22.69	23.93	26.36	0.348	1.000	Pass
	LCH	QPSK	1	1	1	0	21.99	23.96	26.1	0.303	1.000	Pass
			25	12	8	0	21.97	23.91	26.05	0.302	1.000	Pass
	MCH		25	12	8	0	22.24	23.74	26.06	0.316	1.000	Pass
	HCH		1	50	1	24	22.73	23.95	26.39	0.351	1.000	Pass
			25	12	8	0	22.7	23.92	26.36	0.348	1.000	Pass
	LCH	16QAM	1	1	1	0	20.98	23.97	25.74	0.250	1.000	Pass
			25	12	8	0	20.94	23.89	25.67	0.248	1.000	Pass
	MCH		25	12	8	0	21.24	23.75	25.68	0.260	1.000	Pass
	HCH		1	50	1	24	21.67	23.93	25.96	0.285	1.000	Pass
			25	12	8	0	21.64	23.98	25.97	0.284	1.000	Pass
	LCH	64QAM	1	1	1	0	19.78	23.96	25.37	0.201	1.000	Pass
			25	12	8	0	19.68	23.98	25.35	0.198	1.000	Pass
	MCH		25	12	8	0	19.85	23.78	25.26	0.202	1.000	Pass
	HCH		1	50	1	24	20.48	23.91	25.53	0.227	1.000	Pass
			25	12	8	0	20.11	23.96	25.46	0.213	1.000	Pass
	LCH	256QAM	1	1	1	0	17.76	23.91	24.85	0.143	1.000	Pass
			25	12	8	0	17.57	23.95	24.85	0.139	1.000	Pass
	MCH		25	12	8	0	17.96	23.79	24.8	0.146	1.000	Pass
	HCH		1	50	1	24	18.59	23.91	25.03	0.164	1.000	Pass
			25	12	8	0	18.39	23.99	25.04	0.159	1.000	Pass

Test BW	Test Channel	Test Mode	NR UL RB No.	NR UL RB Pos.	LTE UL RB No.	LTE UL RB Pos.	NR Conducted Output Power (dBm)	LTE Conducted Output Power (dBm)	Total Conducted Output Power (dBm)	EIRP (W)	Limit (W)	Verdict
DC_26A_n78A (SCS=30kHz 3450-3550 MHz)												
5MHz(LTE) + 10MHz(NR)	LCH	PI/2 BPSK	1	1	1	0	22.15	23.95	26.16	0.313	1.000	Pass
			12	6	8	0	22.05	23.89	26.08	0.306	1.000	Pass
	MCH		12	6	8	0	22.33	23.76	26.11	0.322	1.000	Pass
	HCH		1	22	1	24	22.83	23.88	26.4	0.357	1.000	Pass
			12	6	8	0	22.72	23.97	26.4	0.350	1.000	Pass
	LCH	QPSK	1	1	1	0	22.06	23.94	26.11	0.307	1.000	Pass
			12	6	8	0	22.1	23.96	26.14	0.310	1.000	Pass
	MCH		12	6	8	0	22.25	23.77	26.08	0.317	1.000	Pass
	HCH		1	22	1	24	22.7	23.94	26.38	0.349	1.000	Pass
			12	6	8	0	22.68	23.98	26.39	0.348	1.000	Pass
	LCH	16QAM	1	1	1	0	21.28	23.89	25.79	0.264	1.000	Pass
			12	6	8	0	21.05	23.94	25.74	0.253	1.000	Pass
	MCH		12	6	8	0	21.31	23.78	25.73	0.264	1.000	Pass
	HCH		1	22	1	24	21.96	23.91	26.05	0.301	1.000	Pass
			12	6	8	0	21.64	23.97	25.97	0.284	1.000	Pass
	LCH	64QAM	1	1	1	0	19.76	23.99	25.38	0.201	1.000	Pass
			12	6	8	0	19.71	23.95	25.34	0.198	1.000	Pass
	MCH		12	6	8	0	19.99	23.72	25.25	0.206	1.000	Pass
	HCH		1	22	1	24	20.25	23.93	25.48	0.218	1.000	Pass
			12	6	8	0	20.21	24	25.51	0.218	1.000	Pass
	LCH	256QAM	1	1	1	0	17.89	23.98	24.94	0.147	1.000	Pass
			12	6	8	0	17.67	23.95	24.87	0.142	1.000	Pass
	MCH		12	6	8	0	17.95	23.76	24.77	0.146	1.000	Pass
	HCH		1	22	1	24	18.37	23.98	25.04	0.159	1.000	Pass
			12	6	8	0	18.37	23.9	24.97	0.158	1.000	Pass
15MHz(LTE) + 100MHz(NR)	LCH	PI/2 BPSK	1	1	1	0	21.3	23.75	25.7	0.263	1.000	Pass
			135	67	16	0	22.29	24.01	26.24	0.322	1.000	Pass
	MCH		135	67	16	0	22.26	23.83	26.13	0.318	1.000	Pass
	HCH		1	271	1	74	21.99	23.9	26.06	0.303	1.000	Pass
			135	67	16	0	22.29	23.81	26.13	0.320	1.000	Pass
	LCH	QPSK	1	1	1	0	21.27	23.79	25.72	0.262	1.000	Pass
			135	67	16	0	22.29	24.02	26.25	0.322	1.000	Pass
	MCH		135	67	16	0	22.28	23.79	26.11	0.319	1.000	Pass
	HCH		1	271	1	74	21.94	23.89	26.03	0.300	1.000	Pass
			135	67	16	0	22.28	23.78	26.1	0.319	1.000	Pass
	LCH	16QAM	1	1	1	0	20.3	23.76	25.38	0.219	1.000	Pass

			135	67	16	0	21.33	23.92	25.82	0.267	1.000	Pass
	MCH		135	67	16	0	21.28	23.75	25.7	0.262	1.000	Pass
	HCH		1	271	1	74	20.94	23.87	25.66	0.247	1.000	Pass
			135	67	16	0	21.3	23.83	25.76	0.264	1.000	Pass
	LCH	64QAM	1	1	1	0	19.12	23.76	25.04	0.177	1.000	Pass
			135	67	16	0	19.97	23.96	25.42	0.208	1.000	Pass
	MCH		135	67	16	0	19.96	23.81	25.31	0.206	1.000	Pass
	HCH		1	271	1	74	19.52	23.84	25.21	0.191	1.000	Pass
			135	67	16	0	19.95	23.81	25.31	0.206	1.000	Pass
	LCH	256QAM	1	1	1	0	17.21	23.77	24.64	0.130	1.000	Pass
			135	67	16	0	17.91	23.96	24.92	0.147	1.000	Pass
	MCH		135	67	16	0	17.94	23.77	24.78	0.146	1.000	Pass
	HCH		1	271	1	74	17.76	23.84	24.8	0.142	1.000	Pass
			135	67	16	0	17.99	23.82	24.83	0.147	1.000	Pass

Test BW	Test Channel	Test Mode	NR UL RB No.	NR UL RB Pos.	LTE UL RB No.	LTE UL RB Pos.	NR Conducted Output Power (dBm)	LTE Conducted Output Power (dBm)	Total Conducted Output Power (dBm)	EIRP (W)	Limit (W)	Verdict
DC_26A_n78A (SCS=15kHz 3700-3800 MHz)												
5MHz(LTE) + 10MHz(NR)	LCH	PI/2 BPSK	1	1	1	0	22.72	23.91	26.37	0.350	1.000	Pass
			25	12	8	0	22.71	23.96	26.39	0.350	1.000	Pass
	MCH		25	12	8	0	22.62	23.78	26.25	0.341	1.000	Pass
	HCH		1	50	1	24	22.52	23.93	26.29	0.336	1.000	Pass
			25	12	8	0	22.59	23.93	26.32	0.341	1.000	Pass
	LCH	QPSK	1	1	1	0	22.66	23.95	26.37	0.346	1.000	Pass
			25	12	8	0	22.72	23.89	26.35	0.350	1.000	Pass
	MCH		25	12	8	0	22.64	23.76	26.25	0.343	1.000	Pass
	HCH		1	50	1	24	22.46	23.95	26.28	0.333	1.000	Pass
			25	12	8	0	22.53	23.94	26.3	0.337	1.000	Pass
	LCH	16QAM	1	1	1	0	22.05	23.93	26.1	0.307	1.000	Pass
			25	12	8	0	21.77	23.91	25.98	0.290	1.000	Pass
	MCH		25	12	8	0	21.68	23.75	25.85	0.283	1.000	Pass
	HCH		1	50	1	24	21.36	23.94	25.85	0.268	1.000	Pass
			25	12	8	0	21.61	23.95	25.95	0.282	1.000	Pass
	LCH	64QAM	1	1	1	0	20.36	23.93	25.52	0.223	1.000	Pass
			25	12	8	0	20.25	23.93	25.48	0.218	1.000	Pass
	MCH		25	12	8	0	20.13	23.77	25.33	0.212	1.000	Pass
	HCH		1	50	1	24	19.84	23.94	25.36	0.203	1.000	Pass
			25	12	8	0	19.96	23.88	25.36	0.207	1.000	Pass
	LCH	256QAM	1	1	1	0	18.36	23.96	25.02	0.158	1.000	Pass
			25	12	8	0	18.47	23.96	25.04	0.161	1.000	Pass
	MCH		25	12	8	0	18.29	23.76	24.85	0.154	1.000	Pass
	HCH		1	50	1	24	18.21	23.91	24.95	0.154	1.000	Pass
			25	12	8	0	18.36	23.92	24.98	0.158	1.000	Pass

Test BW	Test Channel	Test Mode	NR UL RB No.	NR UL RB Pos.	LTE UL RB No.	LTE UL RB Pos.	NR Conducted Output Power (dBm)	LTE Conducted Output Power (dBm)	Total Conducted Output Power (dBm)	EIRP (W)	Limit (W)	Verdict
DC_26A_n78A (SCS=30kHz 3700-3800 MHz)												
5MHz(LTE) + 10MHz(NR)	LCH	PI/2 BPSK	1	1	1	0	22.71	23.98	26.4	0.350	1.000	Pass
			12	6	8	0	22.79	23.93	26.4	0.355	1.000	Pass
	MCH		12	6	8	0	22.72	23.79	26.3	0.348	1.000	Pass
	HCH		1	22	1	24	22.63	23.95	26.35	0.344	1.000	Pass
			12	6	8	0	22.62	24.04	26.4	0.344	1.000	Pass
	LCH	QPSK	1	1	1	0	22.69	23.91	26.35	0.348	1.000	Pass
			12	6	8	0	22.78	23.96	26.42	0.354	1.000	Pass
	MCH		12	6	8	0	22.74	23.78	26.3	0.350	1.000	Pass
	HCH		1	22	1	24	22.53	23.95	26.31	0.337	1.000	Pass
			12	6	8	0	22.6	24	26.37	0.342	1.000	Pass
	LCH	16QAM	1	1	1	0	21.71	23.95	25.98	0.287	1.000	Pass
			12	6	8	0	21.83	23.95	26.03	0.294	1.000	Pass
	MCH		12	6	8	0	21.69	23.79	25.87	0.284	1.000	Pass
	HCH		1	22	1	24	21.65	23.9	25.93	0.283	1.000	Pass
			12	6	8	0	21.57	23.85	25.87	0.279	1.000	Pass
	LCH	64QAM	1	1	1	0	20.33	23.87	25.46	0.221	1.000	Pass
			12	6	8	0	20.32	23.95	25.52	0.221	1.000	Pass
	MCH		12	6	8	0	20.29	23.77	25.38	0.218	1.000	Pass
	HCH		1	22	1	24	20.12	23.94	25.45	0.213	1.000	Pass
			12	6	8	0	20.12	23.83	25.37	0.212	1.000	Pass
	LCH	256QAM	1	1	1	0	18.58	23.96	25.07	0.164	1.000	Pass
			12	6	8	0	18.33	23.95	25	0.157	1.000	Pass
	MCH		12	6	8	0	18.36	23.82	24.9	0.157	1.000	Pass
	HCH		1	22	1	24	18.35	23.95	25.01	0.158	1.000	Pass
			12	6	8	0	18.3	23.92	24.97	0.156	1.000	Pass
15MHz(LTE) + 100MHz(NR)	LCH	PI/2 BPSK	1	1	1	0	22.01	23.8	26.01	0.303	1.000	Pass
			135	67	16	0	22.84	23.99	26.46	0.359	1.000	Pass
	MCH		135	67	16	0	22.82	23.84	26.37	0.356	1.000	Pass
	HCH		1	271	1	74	21.96	23.85	26.02	0.300	1.000	Pass
			135	67	16	0	22.83	23.82	26.36	0.357	1.000	Pass
	LCH	QPSK	1	1	1	0	21.94	23.77	25.96	0.298	1.000	Pass
			135	67	16	0	22.86	23.97	26.46	0.360	1.000	Pass
	MCH		135	67	16	0	22.88	23.78	26.37	0.360	1.000	Pass
	HCH		1	271	1	74	21.92	23.87	26.01	0.298	1.000	Pass
			135	67	16	0	22.83	23.79	26.35	0.356	1.000	Pass
	LCH	16QAM	1	1	1	0	21.37	23.79	25.76	0.267	1.000	Pass

			135	67	16	0	21.83	23.97	26.04	0.294	1.000	Pass
	MCH		135	67	16	0	21.81	23.83	25.95	0.292	1.000	Pass
	HCH		1	271	1	74	20.88	23.92	25.67	0.245	1.000	Pass
			135	67	16	0	21.83	23.81	25.94	0.292	1.000	Pass
	LCH	64QAM	1	1	1	0	19.48	23.77	25.14	0.189	1.000	Pass
			135	67	16	0	20.34	24.01	25.56	0.223	1.000	Pass
	MCH		135	67	16	0	20.38	23.78	25.42	0.222	1.000	Pass
	HCH		1	271	1	74	19.5	23.87	25.22	0.190	1.000	Pass
			135	67	16	0	20.32	23.88	25.47	0.221	1.000	Pass
	LCH	256QAM	1	1	1	0	17.92	23.78	24.78	0.145	1.000	Pass
			135	67	16	0	18.49	23.91	25.01	0.161	1.000	Pass
	MCH		135	67	16	0	18.47	23.82	24.93	0.159	1.000	Pass
	HCH		1	271	1	74	17.87	23.87	24.84	0.145	1.000	Pass
			135	67	16	0	18.48	23.79	24.91	0.159	1.000	Pass

Test BW	Test Channel	Test Mode	NR UL RB No.	NR UL RB Pos.	LTE UL RB No.	LTE UL RB Pos.	NR Conducted Output Power (dBm)	LTE Conducted Output Power (dBm)	Total Conducted Output Power (dBm)	EIRP (W)	Limit (W)	Verdict
DC_38A_n78A (SCS=15kHz 3450-3550 MHz)												
5MHz(LTE) + 10MHz(NR)	LCH	PI/2 BPSK	1	1	1	0	23.09	23.58	26.35	0.638	1.000	Pass
			25	12	8	0	23.06	23.67	26.38	0.642	1.000	Pass
	MCH		25	12	8	0	23.24	23.7	26.49	0.658	1.000	Pass
	HCH		1	50	1	24	23.69	23.77	26.74	0.701	1.000	Pass
			25	12	8	0	23.55	23.78	26.68	0.689	1.000	Pass
	LCH	QPSK	1	1	1	0	23.05	23.53	26.3	0.631	1.000	Pass
			25	12	8	0	23.08	23.67	26.4	0.644	1.000	Pass
	MCH		25	12	8	0	23.19	23.73	26.48	0.656	1.000	Pass
	HCH		1	50	1	24	23.67	23.7	26.7	0.694	1.000	Pass
			25	12	8	0	23.57	23.72	26.66	0.687	1.000	Pass
	LCH	16QAM	1	1	1	0	21.78	23.52	25.74	0.548	1.000	Pass
			25	12	8	0	22.01	23.66	25.92	0.571	1.000	Pass
	MCH		25	12	8	0	22.18	23.71	26.02	0.585	1.000	Pass
	HCH		1	50	1	24	23.01	23.79	26.43	0.647	1.000	Pass
			25	12	8	0	22.57	23.77	26.22	0.614	1.000	Pass
	LCH	64QAM	1	1	1	0	20.85	23.58	25.44	0.505	1.000	Pass
			25	12	8	0	20.53	23.69	25.4	0.499	1.000	Pass
	MCH		25	12	8	0	20.71	23.69	25.46	0.506	1.000	Pass
	HCH		1	50	1	24	21.17	23.8	25.69	0.536	1.000	Pass
			25	12	8	0	21.14	23.72	25.63	0.529	1.000	Pass
	LCH	256QAM	1	1	1	0	18.62	23.58	24.79	0.426	1.000	Pass
			25	12	8	0	18.72	23.62	24.84	0.431	1.000	Pass
	MCH		25	12	8	0	18.8	23.69	24.91	0.439	1.000	Pass
	HCH		1	50	1	24	19.43	23.75	25.12	0.462	1.000	Pass
			25	12	8	0	19.27	23.69	25.03	0.453	1.000	Pass

Test BW	Test Channel	Test Mode	NR UL RB No.	NR UL RB Pos.	LTE UL RB No.	LTE UL RB Pos.	NR Conducted Output Power (dBm)	LTE Conducted Output Power (dBm)	Total Conducted Output Power (dBm)	EIRP (W)	Limit (W)	Verdict
DC_38A_n78A (SCS=15kHz 3450-3550 MHz)												
5MHz(LTE) + 10MHz(NR)	LCH	PI/2 BPSK	1	1	1	0	23.11	23.65	26.4	0.645	1.000	Pass
			12	6	8	0	23.07	23.66	26.38	0.642	1.000	Pass
	MCH		12	6	8	0	23.18	23.73	26.47	0.656	1.000	Pass
	HCH		1	22	1	24	23.68	23.8	26.75	0.702	1.000	Pass
			12	6	8	0	23.65	23.73	26.7	0.694	1.000	Pass
	LCH	QPSK	1	1	1	0	23.06	23.62	26.36	0.639	1.000	Pass
			12	6	8	0	23.07	23.67	26.39	0.643	1.000	Pass
	MCH		12	6	8	0	23.16	23.7	26.45	0.652	1.000	Pass
	HCH		1	22	1	24	23.67	23.76	26.73	0.698	1.000	Pass
			12	6	8	0	23.57	23.73	26.66	0.687	1.000	Pass
	LCH	16QAM	1	1	1	0	22.34	23.61	26.03	0.588	1.000	Pass
			12	6	8	0	21.99	23.66	25.92	0.570	1.000	Pass
	MCH		12	6	8	0	22.21	23.68	26.02	0.585	1.000	Pass
	HCH		1	22	1	24	22.75	23.76	26.29	0.626	1.000	Pass
			12	6	8	0	22.47	23.74	26.16	0.606	1.000	Pass
	LCH	64QAM	1	1	1	0	20.79	23.58	25.42	0.502	1.000	Pass
			12	6	8	0	20.67	23.67	25.44	0.503	1.000	Pass
	MCH		12	6	8	0	20.84	23.73	25.53	0.515	1.000	Pass
	HCH		1	22	1	24	21.42	23.76	25.75	0.546	1.000	Pass
			12	6	8	0	21.21	23.7	25.64	0.531	1.000	Pass
	LCH	256QAM	1	1	1	0	18.79	23.51	24.77	0.425	1.000	Pass
			12	6	8	0	18.63	23.65	24.84	0.431	1.000	Pass
	MCH		12	6	8	0	18.81	23.7	24.92	0.440	1.000	Pass
	HCH		1	22	1	24	19.44	23.77	25.13	0.464	1.000	Pass
			12	6	8	0	19.19	23.72	25.03	0.452	1.000	Pass
20MHz(LTE) + 100MHz(NR)	LCH	PI/2 BPSK	1	1	1	0	22.39	23.37	25.92	0.574	1.000	Pass
			135	67	18	0	23.26	23.56	26.42	0.650	1.000	Pass
	MCH		135	67	18	0	23.17	23.51	26.35	0.639	1.000	Pass
	HCH		1	271	1	99	22.71	23.65	26.22	0.615	1.000	Pass
			135	67	18	0	23.24	23.65	26.46	0.655	1.000	Pass
	LCH	QPSK	1	1	1	0	22.29	23.36	25.86	0.567	1.000	Pass
			135	67	18	0	23.21	23.59	26.41	0.648	1.000	Pass
	MCH		135	67	18	0	23.25	23.5	26.39	0.645	1.000	Pass
	HCH		1	271	1	99	22.72	23.66	26.22	0.617	1.000	Pass
			135	67	18	0	23.23	23.66	26.46	0.655	1.000	Pass
	LCH	16QAM	1	1	1	0	21.59	23.32	25.56	0.524	1.000	Pass

			135	67	18	0	22.22	23.5	25.92	0.572	1.000	Pass
	MCH		135	67	18	0	22.2	23.55	25.94	0.575	1.000	Pass
	HCH		1	271	1	99	22.04	23.58	25.89	0.567	1.000	Pass
			135	67	18	0	22.22	23.66	26.01	0.584	1.000	Pass
	LCH	64QAM	1	1	1	0	20.24	23.36	25.08	0.464	1.000	Pass
			135	67	18	0	20.85	23.55	25.42	0.503	1.000	Pass
	MCH		135	67	18	0	20.86	23.56	25.43	0.504	1.000	Pass
	HCH		1	271	1	99	20.34	23.67	25.33	0.489	1.000	Pass
			135	67	18	0	20.85	23.65	25.48	0.510	1.000	Pass
	LCH	256QAM	1	1	1	0	18.22	23.33	24.5	0.398	1.000	Pass
			135	67	18	0	18.79	23.5	24.77	0.425	1.000	Pass
	MCH		135	67	18	0	18.81	23.51	24.78	0.426	1.000	Pass
	HCH		1	271	1	99	18.57	23.62	24.8	0.427	1.000	Pass
			135	67	18	0	18.78	23.62	24.86	0.433	1.000	Pass

Test BW	Test Channel	Test Mode	NR UL RB No.	NR UL RB Pos.	LTE UL RB No.	LTE UL RB Pos.	NR Conducted Output Power (dBm)	LTE Conducted Output Power (dBm)	Total Conducted Output Power (dBm)	EIRP (W)	Limit (W)	Verdict
DC_38A_n78A (SCS=15kHz 3700-3800 MHz)												
5MHz(LTE) + 10MHz(NR)	LCH	PI/2 BPSK	1	1	1	0	23.68	23.61	26.66	0.688	1.000	Pass
			25	12	8	0	23.63	23.73	26.69	0.693	1.000	Pass
	MCH		25	12	8	0	23.48	23.73	26.62	0.680	1.000	Pass
	HCH		1	50	1	24	23.21	23.83	26.54	0.665	1.000	Pass
			25	12	8	0	23.22	23.69	26.47	0.656	1.000	Pass
	LCH	QPSK	1	1	1	0	23.55	23.61	26.59	0.677	1.000	Pass
			25	12	8	0	23.66	23.75	26.72	0.697	1.000	Pass
	MCH		25	12	8	0	23.46	23.73	26.61	0.678	1.000	Pass
	HCH		1	50	1	24	23.09	23.72	26.43	0.648	1.000	Pass
			25	12	8	0	23.21	23.73	26.49	0.658	1.000	Pass
	LCH	16QAM	1	1	1	0	22.48	23.61	26.09	0.597	1.000	Pass
			25	12	8	0	22.57	23.71	26.19	0.610	1.000	Pass
	MCH		25	12	8	0	22.52	23.7	26.16	0.606	1.000	Pass
	HCH		1	50	1	24	21.96	23.79	25.98	0.578	1.000	Pass
			25	12	8	0	22.19	23.7	26.02	0.585	1.000	Pass
	LCH	64QAM	1	1	1	0	21.33	23.51	25.57	0.523	1.000	Pass
			25	12	8	0	21.17	23.72	25.64	0.530	1.000	Pass
	MCH		25	12	8	0	21.04	23.75	25.61	0.526	1.000	Pass
	HCH		1	50	1	24	20.58	23.78	25.48	0.507	1.000	Pass
			25	12	8	0	20.83	23.68	25.5	0.511	1.000	Pass
	LCH	256QAM	1	1	1	0	19.36	23.63	25.01	0.451	1.000	Pass
			25	12	8	0	19.31	23.66	25.02	0.452	1.000	Pass
	MCH		25	12	8	0	19.25	23.7	25.03	0.453	1.000	Pass
	HCH		1	50	1	24	18.92	23.8	25.02	0.450	1.000	Pass
			25	12	8	0	18.91	23.72	24.96	0.444	1.000	Pass

Test BW	Test Channel	Test Mode	NR UL RB No.	NR UL RB Pos.	LTE UL RB No.	LTE UL RB Pos.	NR Conducted Output Power (dBm)	LTE Conducted Output Power (dBm)	Total Conducted Output Power (dBm)	EIRP (W)	Limit (W)	Verdict
DC_38A_n78A (SCS=30kHz 3700-3800 MHz)												
5MHz(LTE) + 10MHz(NR)	LCH	PI/2 BPSK	1	1	1	0	23.78	23.59	26.7	0.696	1.000	Pass
			12	6	8	0	23.81	23.7	26.76	0.706	1.000	Pass
	MCH		12	6	8	0	23.59	23.76	26.69	0.691	1.000	Pass
	HCH		1	22	1	24	23.27	23.8	26.55	0.668	1.000	Pass
			12	6	8	0	23.26	23.73	26.51	0.662	1.000	Pass
	LCH	QPSK	1	1	1	0	23.65	23.6	26.64	0.685	1.000	Pass
			12	6	8	0	23.7	23.64	26.68	0.692	1.000	Pass
	MCH		12	6	8	0	23.46	23.72	26.61	0.677	1.000	Pass
	HCH		1	22	1	24	23.23	23.78	26.53	0.663	1.000	Pass
			12	6	8	0	23.24	23.76	26.52	0.663	1.000	Pass
	LCH	16QAM	1	1	1	0	22.51	23.58	26.08	0.597	1.000	Pass
			12	6	8	0	22.63	23.68	26.2	0.612	1.000	Pass
	MCH		12	6	8	0	22.49	23.71	26.15	0.605	1.000	Pass
	HCH		1	22	1	24	22.13	23.83	26.07	0.591	1.000	Pass
			12	6	8	0	22.2	23.7	26.02	0.585	1.000	Pass
	LCH	64QAM	1	1	1	0	21.24	23.61	25.59	0.526	1.000	Pass
			12	6	8	0	21.31	23.73	25.69	0.538	1.000	Pass
	MCH		12	6	8	0	21.18	23.68	25.62	0.528	1.000	Pass
	HCH		1	22	1	24	21	23.81	25.64	0.529	1.000	Pass
			12	6	8	0	20.91	23.75	25.57	0.520	1.000	Pass
	LCH	256QAM	1	1	1	0	19.39	23.58	24.98	0.449	1.000	Pass
			12	6	8	0	19.28	23.67	25.02	0.451	1.000	Pass
	MCH		12	6	8	0	19.17	23.71	25.02	0.451	1.000	Pass
	HCH		1	22	1	24	19.01	23.78	25.03	0.451	1.000	Pass
			12	6	8	0	18.91	23.73	24.97	0.445	1.000	Pass
20MHz(LTE) + 100MHz(NR)	LCH	PI/2 BPSK	1	1	1	0	22.91	23.34	26.14	0.608	1.000	Pass
			135	67	18	0	23.61	23.53	26.58	0.676	1.000	Pass
	MCH		135	67	18	0	23.54	23.57	26.57	0.673	1.000	Pass
	HCH		1	271	1	99	22.62	23.65	26.18	0.609	1.000	Pass
			135	67	18	0	23.59	23.67	26.64	0.685	1.000	Pass
	LCH	QPSK	1	1	1	0	22.89	23.34	26.13	0.607	1.000	Pass
			135	67	18	0	23.58	23.5	26.55	0.672	1.000	Pass
	MCH		135	67	18	0	23.57	23.51	26.55	0.672	1.000	Pass
	HCH		1	271	1	99	22.54	23.64	26.14	0.603	1.000	Pass
			135	67	18	0	23.61	23.66	26.65	0.686	1.000	Pass
	LCH	16QAM	1	1	1	0	22.08	23.36	25.77	0.554	1.000	Pass

			135	67	18	0	22.59	23.55	26.11	0.600	1.000	Pass
	MCH		135	67	18	0	22.59	23.53	26.09	0.599	1.000	Pass
	HCH		1	271	1	99	21.63	23.67	25.78	0.550	1.000	Pass
			135	67	18	0	22.6	23.63	26.16	0.606	1.000	Pass
	LCH	64QAM	1	1	1	0	20.52	23.32	25.15	0.473	1.000	Pass
			135	67	18	0	21.23	23.57	25.56	0.522	1.000	Pass
	MCH		135	67	18	0	21.26	23.56	25.57	0.523	1.000	Pass
	HCH		1	271	1	99	20.36	23.67	25.34	0.490	1.000	Pass
			135	67	18	0	21.23	23.65	25.61	0.528	1.000	Pass
	LCH	256QAM	1	1	1	0	18.78	23.34	24.64	0.414	1.000	Pass
			135	67	18	0	19.29	23.57	24.95	0.445	1.000	Pass
	MCH		135	67	18	0	19.19	23.5	24.87	0.437	1.000	Pass
	HCH		1	271	1	99	18.49	23.69	24.83	0.430	1.000	Pass
			135	67	18	0	19.18	23.64	24.97	0.446	1.000	Pass

Test BW	Test Channel	Test Mode	NR UL RB No.	NR UL RB Pos.	LTE UL RB No.	LTE UL RB Pos.	NR Conducted Output Power (dBm)	LTE Conducted Output Power (dBm)	Total Conducted Output Power (dBm)	EIRP (W)	Limit (W)	Verdict
DC_41A_n41A (SCS=15kHz)												
5MHz(LTE) + 10MHz(NR)	LCH	PI/2 BPSK	1	1	1	0	20.92	20.17	23.57	0.314	2.000	Pass
			25	12	8	0	21.09	20.08	23.62	0.318	2.000	Pass
	MCH		25	12	8	0	21.14	19.84	23.55	0.313	2.000	Pass
	HCH		1	50	1	24	20.87	19.98	23.46	0.306	2.000	Pass
			25	12	8	0	20.92	19.97	23.48	0.308	2.000	Pass
	LCH	QPSK	1	1	1	0	21.09	20.06	23.62	0.317	2.000	Pass
			25	12	8	0	21.1	20.12	23.65	0.320	2.000	Pass
	MCH		25	12	8	0	21.16	19.91	23.59	0.316	2.000	Pass
	HCH		1	50	1	24	20.91	20.07	23.52	0.310	2.000	Pass
			25	12	8	0	20.98	19.98	23.52	0.310	2.000	Pass
	LCH	16QAM	1	1	1	0	21.41	20.11	23.82	0.333	2.000	Pass
			25	12	8	0	21.13	20.12	23.66	0.321	2.000	Pass
	MCH		25	12	8	0	21.19	19.83	23.57	0.314	2.000	Pass
	HCH		1	50	1	24	21.21	19.96	23.64	0.319	2.000	Pass
			25	12	8	0	20.94	19.97	23.49	0.308	2.000	Pass
	LCH	64QAM	1	1	1	0	21.15	20.08	23.66	0.320	2.000	Pass
			25	12	8	0	21.02	20.11	23.60	0.316	2.000	Pass
	MCH		25	12	8	0	21.13	19.81	23.53	0.311	2.000	Pass
	HCH		1	50	1	24	20.84	20.05	23.47	0.307	2.000	Pass
			25	12	8	0	20.92	19.97	23.48	0.308	2.000	Pass
	LCH	256QAM	1	1	1	0	19.65	20.05	22.86	0.267	2.000	Pass
			25	12	8	0	19.51	20.23	22.90	0.269	2.000	Pass
	MCH		25	12	8	0	19.71	19.87	22.80	0.263	2.000	Pass
	HCH		1	50	1	24	19.12	19.87	22.52	0.247	2.000	Pass
			25	12	8	0	19.34	19.95	22.67	0.255	2.000	Pass

Test BW	Test Channel	Test Mode	NR UL RB No.	NR UL RB Pos.	LTE UL RB No.	LTE UL RB Pos.	NR Conducted Output Power (dBm)	LTE Conducted Output Power (dBm)	Total Conducted Output Power (dBm)	EIRP (W)	Limit (W)	Verdict
DC_41A_n41A (SCS=30kHz)												
5MHz(LTE) + 10MHz(NR)	LCH	PI/2 BPSK	1	1	1	0	21.23	19.24	23.36	0.299	2.000	Pass
			12	6	8	0	21.34	19.22	23.42	0.303	2.000	Pass
	MCH		12	6	8	0	21.43	19.21	23.47	0.307	2.000	Pass
	HCH		1	22	1	24	21.08	19.06	23.20	0.288	2.000	Pass
			12	6	8	0	21.26	19.02	23.29	0.295	2.000	Pass
	LCH	QPSK	1	1	1	0	21.47	19.22	23.50	0.309	2.000	Pass
			12	6	8	0	21.46	19.22	23.49	0.309	2.000	Pass
	MCH		12	6	8	0	21.4	19.21	23.45	0.306	2.000	Pass
	HCH		1	22	1	24	21.25	19.06	23.30	0.295	2.000	Pass
			12	6	8	0	21.27	19.04	23.31	0.296	2.000	Pass
	LCH	16QAM	1	1	1	0	21.33	19.22	23.41	0.303	2.000	Pass
			12	6	8	0	21.43	19.18	23.46	0.306	2.000	Pass
	MCH		12	6	8	0	21.52	19.21	23.53	0.311	2.000	Pass
	HCH		1	22	1	24	21.17	19.05	23.25	0.292	2.000	Pass
			12	6	8	0	21.27	19.04	23.31	0.296	2.000	Pass
	LCH	64QAM	1	1	1	0	21.43	19.22	23.47	0.307	2.000	Pass
			12	6	8	0	21.35	19.19	23.41	0.303	2.000	Pass
	MCH		12	6	8	0	21.46	19.25	23.50	0.309	2.000	Pass
	HCH		1	22	1	24	20.83	19.07	23.05	0.279	2.000	Pass
			12	6	8	0	21.33	19.02	23.34	0.298	2.000	Pass
	LCH	256QAM	1	1	1	0	20.96	19.19	23.17	0.287	2.000	Pass
			12	6	8	0	21.42	19.23	23.47	0.307	2.000	Pass
	MCH		12	6	8	0	20.03	19.26	22.67	0.255	2.000	Pass
	HCH		1	22	1	24	19.55	19.06	22.32	0.236	2.000	Pass
			12	6	8	0	19.76	19.05	22.43	0.242	2.000	Pass
20MHz(LTE) + 100MHz(NR)	LCH	PI/2 BPSK	1	1	1	0	20.43	19.09	22.82	0.264	2.000	Pass
			135	67	18	0	21.36	19.10	23.39	0.301	2.000	Pass
	MCH		135	67	18	0	21.42	19.04	23.40	0.302	2.000	Pass
	HCH		1	271	1	99	20.42	19.08	22.81	0.264	2.000	Pass
			135	67	18	0	21.48	19.13	23.47	0.307	2.000	Pass
	LCH	QPSK	1	1	1	0	20.58	19.08	22.90	0.269	2.000	Pass
			135	67	18	0	21.37	19.04	23.37	0.300	2.000	Pass
	MCH		135	67	18	0	21.45	19.13	23.45	0.306	2.000	Pass
	HCH		1	271	1	99	20.54	19.04	22.86	0.267	2.000	Pass
			135	67	18	0	21.48	19.09	23.46	0.306	2.000	Pass
	LCH	16QAM	1	1	1	0	20.46	19.1	22.84	0.266	2.000	Pass

			135	67	18	0	21.38	19.11	23.40	0.302	2.000	Pass
	MCH		135	67	18	0	21.45	19.06	23.43	0.304	2.000	Pass
	HCH		1	271	1	99	20.54	19.03	22.86	0.267	2.000	Pass
			135	67	18	0	21.51	19.11	23.48	0.308	2.000	Pass
	LCH	64QAM	1	1	1	0	20.41	19.07	22.80	0.263	2.000	Pass
			135	67	18	0	21.43	19.02	23.40	0.302	2.000	Pass
	MCH		135	67	18	0	21.47	19.04	23.43	0.304	2.000	Pass
	HCH		1	271	1	99	20.15	19.02	22.63	0.253	2.000	Pass
			135	67	18	0	21.52	19.15	23.51	0.309	2.000	Pass
	LCH	256QAM	1	1	1	0	18.82	19.12	21.98	0.218	2.000	Pass
			135	67	18	0	19.89	19.11	22.53	0.247	2.000	Pass
	MCH		135	67	18	0	19.94	19.07	22.54	0.248	2.000	Pass
	HCH		1	271	1	99	18.81	19.04	21.94	0.216	2.000	Pass
			135	67	18	0	20.01	19.09	22.58	0.250	2.000	Pass

Test BW	Test Channel	Test Mode	NR UL RB No.	NR UL RB Pos.	LTE UL RB No.	LTE UL RB Pos.	NR Conducted Output Power (dBm)	LTE Conducted Output Power (dBm)	Total Conducted Output Power (dBm)	EIRP (W)	Limit (W)	Verdict
DC_41A_n78A (SCS=15kHz 3450-3550 MHz)												
5MHz(LTE) + 10MHz(NR)	LCH	PI/2 BPSK	1	1	1	0	23.04	23.68	26.38	0.649	1.000	Pass
			25	12	8	0	23.05	23.75	26.43	0.655	1.000	Pass
	MCH		25	12	8	0	23.2	23.7	26.47	0.662	1.000	Pass
	HCH		1	50	1	24	23.75	23.69	26.73	0.707	1.000	Pass
			25	12	8	0	23.57	23.66	26.63	0.690	1.000	Pass
	LCH	QPSK	1	1	1	0	22.98	23.72	26.37	0.647	1.000	Pass
			25	12	8	0	23.02	23.79	26.44	0.655	1.000	Pass
	MCH		25	12	8	0	23.19	23.67	26.44	0.659	1.000	Pass
	HCH		1	50	1	24	23.59	23.7	26.66	0.694	1.000	Pass
			25	12	8	0	23.58	23.63	26.62	0.688	1.000	Pass
	LCH	16QAM	1	1	1	0	22.39	23.7	26.11	0.605	1.000	Pass
			25	12	8	0	21.94	23.75	25.95	0.581	1.000	Pass
	MCH		25	12	8	0	22.18	23.65	25.99	0.588	1.000	Pass
	HCH		1	50	1	24	22.99	23.7	26.37	0.646	1.000	Pass
			25	12	8	0	22.59	23.69	26.19	0.617	1.000	Pass
	LCH	64QAM	1	1	1	0	20.98	23.72	25.57	0.528	1.000	Pass
			25	12	8	0	20.63	23.76	25.48	0.516	1.000	Pass
	MCH		25	12	8	0	20.71	23.67	25.45	0.512	1.000	Pass
	HCH		1	50	1	24	21.04	23.72	25.6	0.531	1.000	Pass
			25	12	8	0	21.18	23.7	25.63	0.536	1.000	Pass
	LCH	256QAM	1	1	1	0	18.76	23.71	24.91	0.446	1.000	Pass
			25	12	8	0	18.58	23.81	24.95	0.449	1.000	Pass
	MCH		25	12	8	0	18.82	23.72	24.94	0.449	1.000	Pass
	HCH		1	50	1	24	19.41	23.7	25.08	0.465	1.000	Pass
			25	12	8	0	19.27	23.66	25.01	0.458	1.000	Pass

Test BW	Test Channel	Test Mode	NR UL RB No.	NR UL RB Pos.	LTE UL RB No.	LTE UL RB Pos.	NR Conducted Output Power (dBm)	LTE Conducted Output Power (dBm)	Total Conducted Output Power (dBm)	EIRP (W)	Limit (W)	Verdict
DC_41A_n78A (SCS=30kHz 3450-3550 MHz)												
5MHz(LTE) + 10MHz(NR)	LCH	PI/2 BPSK	1	1	1	0	23.06	23.7	26.41	0.652	1.000	Pass
			12	6	8	0	23	23.77	26.41	0.652	1.000	Pass
	MCH		12	6	8	0	23.3	23.73	26.53	0.673	1.000	Pass
	HCH		1	22	1	24	23.68	23.71	26.7	0.703	1.000	Pass
			12	6	8	0	23.6	23.66	26.64	0.692	1.000	Pass
	LCH	QPSK	1	1	1	0	23.05	23.7	26.4	0.651	1.000	Pass
			12	6	8	0	23.03	23.79	26.44	0.656	1.000	Pass
	MCH		12	6	8	0	23.21	23.65	26.44	0.660	1.000	Pass
	HCH		1	22	1	24	23.65	23.7	26.69	0.699	1.000	Pass
			12	6	8	0	23.54	23.68	26.62	0.689	1.000	Pass
	LCH	16QAM	1	1	1	0	22.25	23.71	26.05	0.597	1.000	Pass
			12	6	8	0	22.03	23.77	26	0.588	1.000	Pass
	MCH		12	6	8	0	22.24	23.66	26.02	0.592	1.000	Pass
	HCH		1	22	1	24	22.79	23.68	26.27	0.630	1.000	Pass
			12	6	8	0	22.55	23.7	26.18	0.615	1.000	Pass
	LCH	64QAM	1	1	1	0	20.74	23.74	25.51	0.519	1.000	Pass
			12	6	8	0	20.62	23.77	25.49	0.516	1.000	Pass
	MCH		12	6	8	0	20.89	23.68	25.51	0.521	1.000	Pass
	HCH		1	22	1	24	21.03	23.71	25.59	0.530	1.000	Pass
			12	6	8	0	21.31	23.64	25.64	0.538	1.000	Pass
	LCH	256QAM	1	1	1	0	18.84	23.67	24.91	0.446	1.000	Pass
			12	6	8	0	18.66	23.76	24.93	0.447	1.000	Pass
	MCH		12	6	8	0	18.84	23.68	24.92	0.446	1.000	Pass
	HCH		1	22	1	24	19.3	23.71	25.06	0.462	1.000	Pass
			12	6	8	0	19.26	23.7	25.04	0.460	1.000	Pass
20z(LTE) + 100Hz(NR)	LCH	PI/2 BPSK	1	1	1	0	22.4	23.42	25.95	0.585	1.000	Pass
			135	67	18	0	23.25	23.61	26.44	0.660	1.000	Pass
	MCH		135	67	18	0	23.19	23.54	26.38	0.650	1.000	Pass
	HCH		1	271	1	99	22.71	23.54	26.16	0.615	1.000	Pass
			135	67	18	0	23.22	23.57	26.41	0.654	1.000	Pass
	LCH	QPSK	1	1	1	0	22.29	23.43	25.91	0.579	1.000	Pass
			135	67	18	0	23.2	23.61	26.42	0.656	1.000	Pass
	MCH		135	67	18	0	23.2	23.5	26.36	0.648	1.000	Pass
	HCH		1	271	1	99	22.72	23.55	26.16	0.616	1.000	Pass
			135	67	18	0	23.19	23.59	26.4	0.654	1.000	Pass
	LCH	16QAM	1	1	1	0	21.54	23.37	25.56	0.531	1.000	Pass

			135	67	18	0	22.17	23.66	25.99	0.588	1.000	Pass
	MCH		135	67	18	0	22.21	23.59	25.96	0.585	1.000	Pass
	HCH		1	271	1	99	21.92	23.54	25.81	0.564	1.000	Pass
			135	67	18	0	22.19	23.6	25.96	0.585	1.000	Pass
	LCH	64QAM	1	1	1	0	20.18	23.49	25.15	0.477	1.000	Pass
			135	67	18	0	20.87	23.65	25.49	0.518	1.000	Pass
	MCH		135	67	18	0	20.79	23.55	25.4	0.507	1.000	Pass
	HCH		1	271	1	99	20.62	23.54	25.33	0.499	1.000	Pass
			135	67	18	0	20.8	23.66	25.47	0.516	1.000	Pass
	LCH	256QAM	1	1	1	0	18.32	23.41	24.58	0.413	1.000	Pass
			135	67	18	0	18.84	23.66	24.9	0.445	1.000	Pass
	MCH		135	67	18	0	18.81	23.55	24.81	0.436	1.000	Pass
	HCH		1	271	1	99	18.52	23.55	24.73	0.428	1.000	Pass
			135	67	18	0	18.84	23.62	24.87	0.442	1.000	Pass

Test BW	Test Channel	Test Mode	NR UL RB No.	NR UL RB Pos.	LTE UL RB No.	LTE UL RB Pos.	NR Conducted Output Power (dBm)	LTE Conducted Output Power (dBm)	Total Conducted Output Power (dBm)	EIRP (W)	Limit (W)	Verdict
DC_41A_n78A (SCS=15kHz 3700-3800 MHz)												
5MHz(LTE) + 10MHz(NR)	LCH	PI/2 BPSK	1	1	1	0	23.59	23.72	26.66	0.696	1.000	Pass
			25	12	8	0	23.64	23.76	26.71	0.703	1.000	Pass
	MCH		25	12	8	0	23.45	23.68	26.58	0.681	1.000	Pass
	HCH		1	50	1	24	23.29	23.69	26.51	0.669	1.000	Pass
			25	12	8	0	23.31	23.62	26.48	0.665	1.000	Pass
	LCH	QPSK	1	1	1	0	23.56	23.68	26.63	0.690	1.000	Pass
			25	12	8	0	23.51	23.8	26.67	0.695	1.000	Pass
	MCH		25	12	8	0	23.36	23.66	26.52	0.672	1.000	Pass
	HCH		1	50	1	24	23.1	23.69	26.41	0.654	1.000	Pass
			25	12	8	0	23.12	23.71	26.44	0.657	1.000	Pass
	LCH	16QAM	1	1	1	0	22.96	23.7	26.35	0.644	1.000	Pass
			25	12	8	0	22.54	23.83	26.24	0.624	1.000	Pass
	MCH		25	12	8	0	22.43	23.71	26.13	0.608	1.000	Pass
	HCH		1	50	1	24	22.46	23.7	26.13	0.609	1.000	Pass
			25	12	8	0	22.16	23.7	26.01	0.590	1.000	Pass
	LCH	64QAM	1	1	1	0	21.36	23.72	25.71	0.547	1.000	Pass
			25	12	8	0	21.23	23.78	25.7	0.545	1.000	Pass
	MCH		25	12	8	0	21.04	23.65	25.55	0.526	1.000	Pass
	HCH		1	50	1	24	21	23.72	25.58	0.529	1.000	Pass
			25	12	8	0	20.82	23.7	25.5	0.519	1.000	Pass
	LCH	256QAM	1	1	1	0	19.22	23.71	25.03	0.460	1.000	Pass
			25	12	8	0	19.13	23.79	25.07	0.463	1.000	Pass
	MCH		25	12	8	0	19.02	23.67	24.95	0.451	1.000	Pass
	HCH		1	50	1	24	19.04	23.67	24.96	0.451	1.000	Pass
			25	12	8	0	18.77	23.72	24.93	0.447	1.000	Pass

Test BW	Test Channel	Test Mode	NR UL RB No.	NR UL RB Pos.	LTE UL RB No.	LTE UL RB Pos.	NR Conducted Output Power (dBm)	LTE Conducted Output Power (dBm)	Total Conducted Output Power (dBm)	EIRP (W)	Limit (W)	Verdict
DC_41A_n78A (SCS=30kHz 3700-3800 MHz)												
5MHz(LTE) + 10MHz(NR)	LCH	PI/2 BPSK	1	0	1	1	23.74	23.68	26.72	0.706	1.000	Pass
			8	0	12	6	23.77	23.77	26.78	0.715	1.000	Pass
	MCH		8	0	12	6	23.54	23.71	26.64	0.691	1.000	Pass
	HCH		1	24	1	22	23.3	23.71	26.52	0.671	1.000	Pass
			8	0	12	6	23.26	23.64	26.47	0.663	1.000	Pass
	LCH	QPSK	1	0	1	1	23.6	23.67	26.65	0.693	1.000	Pass
			8	0	12	6	23.64	23.78	26.72	0.705	1.000	Pass
	MCH		8	0	12	6	23.53	23.71	26.63	0.690	1.000	Pass
	HCH		1	24	1	22	23.19	23.66	26.44	0.659	1.000	Pass
			8	0	12	6	23.28	23.67	26.49	0.667	1.000	Pass
	LCH	16QAM	1	0	1	1	23.04	23.73	26.41	0.652	1.000	Pass
			8	0	12	6	22.65	23.77	26.26	0.627	1.000	Pass
	MCH		8	0	12	6	22.39	23.7	26.11	0.605	1.000	Pass
	HCH		1	24	1	22	22.07	23.7	25.97	0.585	1.000	Pass
			8	0	12	6	22.12	23.71	26	0.589	1.000	Pass
	LCH	64QAM	1	0	1	1	21.22	23.72	25.66	0.540	1.000	Pass
			8	0	12	6	21.27	23.8	25.73	0.548	1.000	Pass
	MCH		8	0	12	6	21.11	23.66	25.58	0.530	1.000	Pass
	HCH		1	24	1	22	20.93	23.68	25.53	0.523	1.000	Pass
			8	0	12	6	20.91	23.67	25.52	0.521	1.000	Pass
	LCH	256QAM	1	0	1	1	19.37	23.65	25.03	0.460	1.000	Pass
			8	0	12	6	19.25	23.79	25.1	0.467	1.000	Pass
	MCH		8	0	12	6	19.11	23.66	24.97	0.453	1.000	Pass
	HCH		1	24	1	22	18.87	23.69	24.93	0.448	1.000	Pass
			8	0	12	6	18.8	23.73	24.94	0.449	1.000	Pass
20MHz(LTE) + 100MHz(NR)	LCH	PI/2 BPSK	1	0	1	1	22.9	23.45	26.2	0.622	1.000	Pass
			18	0	135	67	23.63	23.64	26.64	0.693	1.000	Pass
	MCH		18	0	135	67	23.57	23.56	26.58	0.682	1.000	Pass
	HCH		1	99	1	271	22.57	23.54	26.09	0.605	1.000	Pass
			18	0	135	67	23.58	23.61	26.6	0.687	1.000	Pass
	LCH	QPSK	1	0	1	1	22.86	23.42	26.16	0.617	1.000	Pass
			18	0	135	67	23.52	23.66	26.6	0.685	1.000	Pass
	MCH		18	0	135	67	23.56	23.57	26.57	0.682	1.000	Pass
	HCH		1	99	1	271	22.49	23.54	26.06	0.600	1.000	Pass
			18	0	135	67	23.56	23.58	26.58	0.683	1.000	Pass
	LCH	16QAM	1	0	1	1	22.04	23.43	25.8	0.564	1.000	Pass

			18	0	135	67	22.52	23.65	26.13	0.610	1.000	Pass
	MCH		18	0	135	67	22.49	23.56	26.07	0.601	1.000	Pass
	HCH		1	99	1	271	21.69	23.57	25.74	0.553	1.000	Pass
			18	0	135	67	22.53	23.55	26.08	0.603	1.000	Pass
	LCH	64QAM	1	0	1	1	20.69	23.47	25.31	0.497	1.000	Pass
			18	0	135	67	21.21	23.65	25.61	0.534	1.000	Pass
	MCH		18	0	135	67	21.16	23.55	25.53	0.524	1.000	Pass
	HCH		1	99	1	271	20.54	23.55	25.31	0.496	1.000	Pass
			18	0	135	67	21.24	23.54	25.55	0.528	1.000	Pass
	LCH	256QAM	1	0	1	1	18.69	23.45	24.7	0.425	1.000	Pass
			18	0	135	67	19.2	23.65	24.98	0.455	1.000	Pass
	MCH		18	0	135	67	19.18	23.52	24.89	0.445	1.000	Pass
	HCH		1	99	1	271	18.42	23.55	24.71	0.425	1.000	Pass
			18	0	135	67	19.17	23.6	24.94	0.450	1.000	Pass

Test BW	Test Channel	Test Mode	NR UL RB No.	NR UL RB Pos.	LTE UL RB No.	LTE UL RB Pos.	NR Conducted Output Power (dBm)	LTE Conducted Output Power (dBm)	Total Conducted Output Power (dBm)	EIRP (W)	Limit (W)	Verdict
DC_66A_n7A (SCS=15kHz)												
5MHz(LTE) + 5MHz(NR)	LCH	PI/2 BPSK	1	1	1	0	21.41	19.52	23.58	0.291	1.000	Pass
			12	6	8	0	21.43	20.63	24.06	0.322	1.000	Pass
	MCH		12	6	8	0	21.43	20.53	24.02	0.319	1.000	Pass
	HCH		1	23	1	24	21.38	20.57	24	0.318	1.000	Pass
			12	6	8	0	21.4	20.47	23.97	0.316	1.000	Pass
	LCH	QPSK	1	1	1	0	21.31	20.5	23.94	0.313	1.000	Pass
			12	6	8	0	21.41	20.64	24.06	0.321	1.000	Pass
	MCH		12	6	8	0	21.36	20.49	23.96	0.314	1.000	Pass
	HCH		1	23	1	24	21.33	20.64	24.01	0.318	1.000	Pass
			12	6	8	0	21.35	20.57	23.99	0.316	1.000	Pass
	LCH	16QAM	1	1	1	0	21.61	20.3	24.01	0.320	1.000	Pass
			12	6	8	0	21.36	20.39	23.91	0.312	1.000	Pass
	MCH		12	6	8	0	21.35	20.36	23.89	0.310	1.000	Pass
	HCH		1	23	1	24	21.27	20.47	23.9	0.310	1.000	Pass
			12	6	8	0	21.37	20.34	23.9	0.311	1.000	Pass
	LCH	64QAM	1	1	1	0	21.33	20.37	23.89	0.310	1.000	Pass
			12	6	8	0	21.43	20.42	23.96	0.315	1.000	Pass
	MCH		12	6	8	0	21.25	20.38	23.85	0.307	1.000	Pass
	HCH		1	23	1	24	21.62	20.47	24.09	0.325	1.000	Pass
			12	6	8	0	21.27	20.35	23.84	0.307	1.000	Pass
	LCH	256QAM	1	1	1	0	19.47	20.38	22.96	0.245	1.000	Pass
			12	6	8	0	19.89	20.52	23.23	0.261	1.000	Pass
	MCH		12	6	8	0	19.93	20.37	23.16	0.258	1.000	Pass
	HCH		1	23	1	24	19.47	20.47	23.01	0.247	1.000	Pass
			12	6	8	0	19.91	20.34	23.14	0.257	1.000	Pass
20MHz(LTE) + 50MHz(NR)	LCH	PI/2 BPSK	1	1	1	0	21.37	20.18	23.83	0.306	1.000	Pass
			135	67	18	0	21.52	20.29	23.96	0.316	1.000	Pass
	MCH		135	67	18	0	21.43	20.34	23.93	0.313	1.000	Pass
	HCH		1	268	1	99	21.24	20.26	23.79	0.303	1.000	Pass
			135	67	18	0	21.66	20.12	23.97	0.318	1.000	Pass
	LCH	QPSK	1	1	1	0	21.23	20.13	23.73	0.299	1.000	Pass
			135	67	18	0	21.59	20.34	24.02	0.320	1.000	Pass
	MCH		135	67	18	0	21.48	20.34	23.96	0.315	1.000	Pass
	HCH		1	268	1	99	21.14	20.25	23.73	0.298	1.000	Pass
			135	67	18	0	21.64	20.13	23.96	0.317	1.000	Pass
	LCH	16QAM	1	1	1	0	21.5	20.13	23.88	0.311	1.000	Pass

			135	67	18	0	21.61	20.32	24.02	0.321	1.000	Pass
	MCH		135	67	18	0	21.49	20.29	23.94	0.314	1.000	Pass
	HCH		1	268	1	99	21.42	20.28	23.9	0.311	1.000	Pass
			135	67	18	0	21.61	20.12	23.94	0.315	1.000	Pass
	LCH	64QAM	1	1	1	0	21.57	20.16	23.93	0.315	1.000	Pass
			135	67	18	0	21.59	20.35	24.02	0.321	1.000	Pass
	MCH		135	67	18	0	21.55	20.33	23.99	0.318	1.000	Pass
	HCH		1	268	1	99	21.52	20.25	23.94	0.315	1.000	Pass
			135	67	18	0	21.66	20.17	23.99	0.319	1.000	Pass
	LCH	256QAM	1	1	1	0	19.43	20.12	22.8	0.236	1.000	Pass
			135	67	18	0	20.09	20.33	23.22	0.262	1.000	Pass
	MCH		135	67	18	0	20	20.3	23.17	0.258	1.000	Pass
	HCH		1	268	1	99	19.33	20.24	22.82	0.237	1.000	Pass
			135	67	18	0	20.13	20.13	23.14	0.258	1.000	Pass

Test BW	Test Channel	Test Mode	NR UL RB No.	NR UL RB Pos.	LTE UL RB No.	LTE UL RB Pos.	NR Conducted Output Power (dBm)	LTE Conducted Output Power (dBm)	Total Conducted Output Power (dBm)	EIRP (W)	Limit (W)	Verdict
DC_66A_n7A (SCS=30kHz)												
20MHz(LTE) + 50MHz(NR)	LCH	PI/2 BPSK	1	1	1	0	20.17	21.3	23.78	0.29	1.000	Pass
			135	67	18	0	20.31	21.58	24	0.31	1.000	Pass
	MCH		135	67	18	0	20.35	21.5	23.97	0.31	1.000	Pass
	HCH		1	268	1	99	20.29	21.16	23.75	0.29	1.000	Pass
			135	67	18	0	20.17	21.64	23.98	0.31	1.000	Pass
	LCH	QPSK	1	1	1	0	20.19	21.32	23.8	0.30	1.000	Pass
			135	67	18	0	20.31	21.56	23.99	0.31	1.000	Pass
	MCH		135	67	18	0	20.35	21.52	23.98	0.31	1.000	Pass
	HCH		1	268	1	99	20.3	21.22	23.79	0.30	1.000	Pass
			135	67	18	0	20.19	21.66	24	0.31	1.000	Pass
	LCH	16QAM	1	1	1	0	20.15	21.56	23.92	0.30	1.000	Pass
			135	67	18	0	20.35	21.61	24.04	0.31	1.000	Pass
	MCH		135	67	18	0	20.31	21.52	23.97	0.31	1.000	Pass
	HCH		1	268	1	99	20.24	21.5	23.93	0.30	1.000	Pass
			135	67	18	0	20.23	21.66	24.02	0.31	1.000	Pass
	LCH	64QAM	1	1	1	0	20.18	21.54	23.92	0.30	1.000	Pass
			135	67	18	0	20.28	21.61	24.01	0.31	1.000	Pass
	MCH		135	67	18	0	20.32	21.51	23.97	0.31	1.000	Pass
	HCH		1	268	1	99	20.31	21.45	23.92	0.30	1.000	Pass
			135	67	18	0	20.21	21.62	23.98	0.31	1.000	Pass
	LCH	256QAM	1	1	1	0	20.16	19.47	22.84	0.24	1.000	Pass
			135	67	18	0	20.39	20.09	23.25	0.27	1.000	Pass
	MCH		135	67	18	0	20.33	20.01	23.18	0.26	1.000	Pass
	HCH		1	268	1	99	20.28	19.35	22.85	0.24	1.000	Pass
			135	67	18	0	20.19	20.06	23.13	0.26	1.000	Pass

Test BW	Test Channel	Test Mode	NR UL RB No.	NR UL RB Pos.	LTE UL RB No.	LTE UL RB Pos.	NR Conducted Output Power (dBm)	LTE Conducted Output Power (dBm)	Total Conducted Output Power (dBm)	EIRP (W)	Limit (W)	Verdict
DC_66A_n38A (SCS=15kHz)												
5MHz(LTE) + 5MHz(NR)	LCH	PI/2 BPSK	1	1	1	0	21.03	20.79	23.92	0.306	1.000	Pass
			12	6	8	0	20.93	20.81	23.88	0.302	1.000	Pass
	MCH		12	6	8	0	21.12	20.7	23.92	0.306	1.000	Pass
	HCH		1	23	1	24	21.12	20.72	23.93	0.307	1.000	Pass
			12	6	8	0	21.04	20.64	23.85	0.301	1.000	Pass
	LCH	QPSK	1	1	1	0	20.94	20.75	23.86	0.301	1.000	Pass
			12	6	8	0	20.97	20.83	23.91	0.304	1.000	Pass
	MCH		12	6	8	0	21.11	20.74	23.94	0.307	1.000	Pass
	HCH		1	23	1	24	20.95	20.72	23.85	0.300	1.000	Pass
			12	6	8	0	21.08	20.63	23.87	0.303	1.000	Pass
	LCH	16QAM	1	1	1	0	20.84	20.78	23.82	0.298	1.000	Pass
			12	6	8	0	20.96	20.84	23.91	0.304	1.000	Pass
	MCH		12	6	8	0	21.14	20.74	23.96	0.308	1.000	Pass
	HCH		1	23	1	24	21.06	20.75	23.92	0.306	1.000	Pass
			12	6	8	0	21.16	20.63	23.91	0.306	1.000	Pass
	LCH	64QAM	1	1	1	0	21.38	20.78	24.1	0.320	1.000	Pass
			12	6	8	0	20.96	20.84	23.91	0.304	1.000	Pass
	MCH		12	6	8	0	21.25	20.72	24	0.312	1.000	Pass
	HCH		1	23	1	24	21.18	20.71	23.96	0.309	1.000	Pass
			12	6	8	0	21.11	20.59	23.87	0.303	1.000	Pass
	LCH	256QAM	1	1	1	0	19.27	20.77	23.1	0.248	1.000	Pass
			12	6	8	0	19.44	20.81	23.19	0.254	1.000	Pass
	MCH		12	6	8	0	19.7	20.73	23.26	0.259	1.000	Pass
	HCH		1	23	1	24	19.42	20.75	23.15	0.251	1.000	Pass
			12	6	8	0	19.75	20.63	23.22	0.257	1.000	Pass
20MHz(LTE) + 40MHz(NR)	LCH	PI/2 BPSK	1	1	1	0	20.46	20.48	23.48	0.275	1.000	Pass
			108	54	18	0	21.18	20.61	23.91	0.306	1.000	Pass
	MCH		108	54	18	0	21.12	20.64	23.89	0.305	1.000	Pass
	HCH		1	214	1	99	20.56	20.49	23.54	0.279	1.000	Pass
			108	54	18	0	21.15	20.49	23.84	0.301	1.000	Pass
	LCH	QPSK	1	1	1	0	20.43	20.5	23.47	0.275	1.000	Pass
			108	54	18	0	21.13	20.68	23.92	0.306	1.000	Pass
	MCH		108	54	18	0	21.24	20.67	23.97	0.310	1.000	Pass
	HCH		1	214	1	99	20.5	20.55	23.53	0.279	1.000	Pass
			108	54	18	0	21.16	20.44	23.83	0.300	1.000	Pass
	LCH	16QAM	1	1	1	0	20.47	20.5	23.5	0.276	1.000	Pass

			108	54	18	0	21.18	20.65	23.93	0.307	1.000	Pass
	MCH		108	54	18	0	21.2	20.68	23.96	0.309	1.000	Pass
	HCH		1	214	1	99	20.68	20.51	23.6	0.284	1.000	Pass
			108	54	18	0	21.19	20.46	23.85	0.302	1.000	Pass
	LCH	64QAM	1	1	1	0	20.71	20.48	23.61	0.284	1.000	Pass
			108	54	18	0	21.2	20.64	23.94	0.308	1.000	Pass
	MCH		108	54	18	0	21.23	20.64	23.95	0.309	1.000	Pass
	HCH		1	214	1	99	20.67	20.56	23.63	0.285	1.000	Pass
			108	54	18	0	21.18	20.45	23.84	0.301	1.000	Pass
	LCH	256QAM	1	1	1	0	18.91	20.48	22.78	0.230	1.000	Pass
			108	54	18	0	19.69	20.67	23.22	0.257	1.000	Pass
	MCH		108	54	18	0	19.69	20.66	23.21	0.256	1.000	Pass
	HCH		1	214	1	99	18.97	20.5	22.81	0.232	1.000	Pass
			108	54	18	0	19.66	20.45	23.08	0.249	1.000	Pass

Test BW	Test Channel	Test Mode	NR UL RB No.	NR UL RB Pos.	LTE UL RB No.	LTE UL RB Pos.	NR Conducted Output Power (dBm)	LTE Conducted Output Power (dBm)	Total Conducted Output Power (dBm)	EIRP (W)	Limit (W)	Verdict
DC_66A_n38A (SCS=30kHz)												
20MHz(LTE) + 40MHz(NR)	LCH	PI/2 BPSK	1	1	1	0	20.75	20.5	23.63	0.286	1.000	Pass
			50	25	18	0	21.35	20.64	24.02	0.314	1.000	Pass
	MCH		50	25	18	0	21.31	20.66	24.01	0.313	1.000	Pass
	HCH		1	104	1	99	20.9	20.54	23.74	0.293	1.000	Pass
			50	25	18	0	21.33	20.47	23.93	0.308	1.000	Pass
	LCH	QPSK	1	1	1	0	20.7	20.45	23.59	0.283	1.000	Pass
			50	25	18	0	21.4	20.61	24.03	0.315	1.000	Pass
	MCH		50	25	18	0	21.35	20.63	24.01	0.314	1.000	Pass
	HCH		1	104	1	99	20.81	20.5	23.67	0.288	1.000	Pass
			50	25	18	0	21.35	20.48	23.95	0.309	1.000	Pass
	LCH	16QAM	1	1	1	0	20.79	20.5	23.66	0.288	1.000	Pass
			50	25	18	0	21.37	20.62	24.02	0.314	1.000	Pass
	MCH		50	25	18	0	21.32	20.66	24.02	0.313	1.000	Pass
	HCH		1	104	1	99	20.93	20.59	23.77	0.296	1.000	Pass
			50	25	18	0	21.33	20.45	23.92	0.308	1.000	Pass
	LCH	64QAM	1	1	1	0	21.09	20.54	23.83	0.300	1.000	Pass
			50	25	18	0	21.39	20.61	24.03	0.315	1.000	Pass
	MCH		50	25	18	0	21.35	20.6	24	0.313	1.000	Pass
	HCH		1	104	1	99	20.9	20.5	23.71	0.292	1.000	Pass
			50	25	18	0	21.38	20.45	23.95	0.310	1.000	Pass
	LCH	256QAM	1	1	1	0	19.11	20.48	22.86	0.235	1.000	Pass
			50	25	18	0	19.92	20.66	23.31	0.263	1.000	Pass
	MCH		50	25	18	0	19.89	20.67	23.31	0.262	1.000	Pass
	HCH		1	104	1	99	19.26	20.59	22.99	0.242	1.000	Pass
			50	25	18	0	19.93	20.45	23.2	0.257	1.000	Pass

Test BW	Test Channel	Test Mode	NR UL RB No.	NR UL RB Pos.	LTE UL RB No.	LTE UL RB Pos.	NR Conducted Output Power (dBm)	LTE Conducted Output Power (dBm)	Total Conducted Output Power (dBm)	EIRP (W)	Limit (W)	Verdict
DC_66A_n41A (SCS=15kHz)												
5MHz(LTE) + 10MHz(NR)	LCH	PI/2 BPSK	1	1	1	0	20.91	20.76	23.84	0.304	1.000	Pass
			25	12	8	0	20.84	20.81	23.84	0.303	1.000	Pass
	MCH		25	12	8	0	20.96	20.77	23.88	0.306	1.000	Pass
	HCH		1	50	1	24	20.89	20.77	23.84	0.303	1.000	Pass
			25	12	8	0	20.76	20.62	23.7	0.294	1.000	Pass
	LCH	QPSK	1	1	1	0	20.86	20.75	23.82	0.302	1.000	Pass
			25	12	8	0	20.86	20.82	23.85	0.304	1.000	Pass
	MCH		25	12	8	0	20.93	20.73	23.84	0.304	1.000	Pass
	HCH		1	50	1	24	20.8	20.76	23.79	0.300	1.000	Pass
			25	12	8	0	20.85	20.62	23.75	0.297	1.000	Pass
	LCH	16QAM	1	1	1	0	21.05	20.81	23.94	0.311	1.000	Pass
			25	12	8	0	20.94	20.85	23.91	0.308	1.000	Pass
	MCH		25	12	8	0	20.96	20.76	23.87	0.306	1.000	Pass
	HCH		1	50	1	24	21.04	20.74	23.9	0.308	1.000	Pass
			25	12	8	0	20.91	20.63	23.79	0.300	1.000	Pass
	LCH	64QAM	1	1	1	0	21.04	20.81	23.94	0.311	1.000	Pass
			25	12	8	0	20.99	20.83	23.92	0.309	1.000	Pass
	MCH		25	12	8	0	20.99	20.76	23.89	0.307	1.000	Pass
	HCH		1	50	1	24	21.05	20.75	23.91	0.309	1.000	Pass
			25	12	8	0	20.95	20.66	23.82	0.302	1.000	Pass
	LCH	256QAM	1	1	1	0	19.4	20.8	23.17	0.255	1.000	Pass
			25	12	8	0	19.35	20.8	23.15	0.254	1.000	Pass
	MCH		25	12	8	0	19.39	20.7	23.1	0.252	1.000	Pass
	HCH		1	50	1	24	19	20.79	22.99	0.244	1.000	Pass
			25	12	8	0	19.27	20.64	23.02	0.247	1.000	Pass

Test BW	Test Channel	Test Mode	NR UL RB No.	NR UL RB Pos.	LTE UL RB No.	LTE UL RB Pos.	NR Conducted Output Power (dBm)	LTE Conducted Output Power (dBm)	Total Conducted Output Power (dBm)	EIRP (W)	Limit (W)	Verdict
DC_66A_n41A (SCS=30kHz)												
5MHz(LTE) + 10MHz(NR)	LCH	PI/2 BPSK	1	1	1	0	21.21	20.82	24.03	0.318	1.000	Pass
			12	6	8	0	21.21	20.82	24.03	0.318	1.000	Pass
	MCH		12	6	8	0	21.2	20.77	24	0.316	1.000	Pass
	HCH		1	22	1	24	21.21	20.71	23.98	0.315	1.000	Pass
			12	6	8	0	21.14	20.58	23.88	0.308	1.000	Pass
	LCH	QPSK	1	1	1	0	21.3	20.76	24.05	0.320	1.000	Pass
			12	6	8	0	21.26	20.82	24.06	0.320	1.000	Pass
	MCH		12	6	8	0	21.29	20.71	24.02	0.318	1.000	Pass
	HCH		1	22	1	24	21.23	20.75	24.01	0.317	1.000	Pass
			12	6	8	0	21.17	20.61	23.91	0.310	1.000	Pass
	LCH	16QAM	1	1	1	0	21.3	20.82	24.08	0.322	1.000	Pass
			12	6	8	0	21.28	20.81	24.06	0.321	1.000	Pass
	MCH		12	6	8	0	21.27	20.76	24.03	0.319	1.000	Pass
	HCH		1	22	1	24	21.37	20.73	24.07	0.322	1.000	Pass
			12	6	8	0	21.3	20.63	23.99	0.316	1.000	Pass
	LCH	64QAM	1	1	1	0	21.34	20.81	24.09	0.323	1.000	Pass
			12	6	8	0	21.27	20.83	24.07	0.321	1.000	Pass
	MCH		12	6	8	0	21.27	20.72	24.01	0.317	1.000	Pass
	HCH		1	22	1	24	21.57	20.74	24.18	0.331	1.000	Pass
			12	6	8	0	21.18	20.64	23.93	0.311	1.000	Pass
	LCH	256QAM	1	1	1	0	19.84	20.72	23.31	0.265	1.000	Pass
			12	6	8	0	19.82	20.82	23.36	0.268	1.000	Pass
	MCH		12	6	8	0	19.76	20.75	23.3	0.264	1.000	Pass
	HCH		1	22	1	24	19.75	20.71	23.26	0.262	1.000	Pass
			12	6	8	0	19.81	20.62	23.25	0.262	1.000	Pass
20MHz(LTE) + 100MHz(NR)	LCH	PI/2 BPSK	1	1	1	0	20.22	20.51	23.38	0.271	1.000	Pass
			135	67	18	0	21.21	20.66	23.95	0.313	1.000	Pass
	MCH		135	67	18	0	21.2	20.67	23.95	0.313	1.000	Pass
	HCH		1	271	1	99	20.28	20.49	23.4	0.273	1.000	Pass
			135	67	18	0	21.28	20.46	23.9	0.310	1.000	Pass
	LCH	QPSK	1	1	1	0	20.33	20.51	23.43	0.275	1.000	Pass
			135	67	18	0	21.23	20.63	23.95	0.313	1.000	Pass
	MCH		135	67	18	0	21.21	20.68	23.96	0.314	1.000	Pass
	HCH		1	271	1	99	20.3	20.56	23.44	0.276	1.000	Pass
			135	67	18	0	21.3	20.44	23.9	0.310	1.000	Pass
	LCH	16QAM	1	1	1	0	20.09	20.49	23.31	0.267	1.000	Pass

			135	67	18	0	21.21	20.64	23.94	0.312	1.000	Pass
	MCH		135	67	18	0	21.29	20.6	23.97	0.315	1.000	Pass
	HCH		1	271	1	99	20.16	20.53	23.36	0.270	1.000	Pass
			135	67	18	0	21.27	20.45	23.89	0.309	1.000	Pass
	LCH	64QAM	1	1	1	0	20.53	20.49	23.52	0.282	1.000	Pass
			135	67	18	0	21.25	20.63	23.96	0.314	1.000	Pass
	MCH		135	67	18	0	21.26	20.66	23.98	0.315	1.000	Pass
	HCH		1	271	1	99	20.55	20.58	23.58	0.285	1.000	Pass
			135	67	18	0	21.37	20.43	23.94	0.313	1.000	Pass
	LCH	256QAM	1	1	1	0	18.43	20.46	22.57	0.221	1.000	Pass
			135	67	18	0	19.7	20.66	23.22	0.259	1.000	Pass
	MCH		135	67	18	0	19.74	20.62	23.21	0.259	1.000	Pass
	HCH		1	271	1	99	18.88	20.48	22.76	0.232	1.000	Pass
			135	67	18	0	19.84	20.52	23.2	0.260	1.000	Pass

Test BW	Test Channel	Test Mode	NR UL RB No.	NR UL RB Pos.	LTE UL RB No.	LTE UL RB Pos.	NR Conducted Output Power (dBm)	LTE Conducted Output Power (dBm)	Total Conducted Output Power (dBm)	EIRP (W)	Limit (W)	Verdict
DC_66A_n78A (SCS=15kHz 3450-3550 MHz)												
5MHz(LTE) + 10MHz(NR)	LCH	PI/2 BPSK	1	0	1	1	22.61	23.69	26.19	0.558	1.000	Pass
			8	0	25	12	22.56	23.68	26.17	0.554	1.000	Pass
	MCH		8	0	25	12	22.87	23.63	26.28	0.573	1.000	Pass
	HCH		1	24	1	50	23.47	23.83	26.67	0.632	1.000	Pass
			8	0	25	12	23.36	23.71	26.55	0.615	1.000	Pass
	LCH	QPSK	1	0	1	1	22.57	23.74	26.2	0.559	1.000	Pass
			8	0	25	12	22.57	23.72	26.19	0.557	1.000	Pass
	MCH		8	0	25	12	22.91	23.6	26.28	0.574	1.000	Pass
	HCH		1	24	1	50	23.48	23.88	26.69	0.636	1.000	Pass
			8	0	25	12	23.32	23.69	26.52	0.611	1.000	Pass
	LCH	16QAM	1	0	1	1	21.92	23.7	25.91	0.515	1.000	Pass
			8	0	25	12	21.53	23.72	25.77	0.495	1.000	Pass
	MCH		8	0	25	12	21.9	23.64	25.86	0.511	1.000	Pass
	HCH		1	24	1	50	22.18	23.84	26.1	0.540	1.000	Pass
			8	0	25	12	22.39	23.74	26.13	0.547	1.000	Pass
	LCH	64QAM	1	0	1	1	20.61	23.73	25.45	0.451	1.000	Pass
			8	0	25	12	20.33	23.76	25.39	0.442	1.000	Pass
	MCH		8	0	25	12	20.64	23.61	25.39	0.446	1.000	Pass
	HCH		1	24	1	50	21.16	23.87	25.73	0.485	1.000	Pass
			8	0	25	12	21.05	23.7	25.58	0.470	1.000	Pass
	LCH	256QAM	1	0	1	1	18.25	23.74	24.82	0.374	1.000	Pass
			8	0	25	12	18.2	23.7	24.78	0.370	1.000	Pass
	MCH		8	0	25	12	18.49	23.62	24.78	0.373	1.000	Pass
	HCH		1	24	1	50	18.86	23.86	25.05	0.398	1.000	Pass
			8	0	25	12	19	23.72	24.98	0.393	1.000	Pass

Test BW	Test Channel	Test Mode	NR UL RB No.	NR UL RB Pos.	LTE UL RB No.	LTE UL RB Pos.	NR Conducted Output Power (dBm)	LTE Conducted Output Power (dBm)	Total Conducted Output Power (dBm)	EIRP (W)	Limit (W)	Verdict
DC_66A_n78A (SCS=30kHz 3450-3550 MHz)												
5MHz(LTE) + 10MHz(NR)	LCH	PI/2 BPSK	1	0	1	1	23.11	23.71	26.43	0.596	1.000	Pass
			8	0	12	6	23.06	23.81	26.46	0.598	1.000	Pass
	MCH		8	0	12	6	23.05	23.69	26.39	0.590	1.000	Pass
	HCH		1	24	1	22	23.42	23.87	26.66	0.630	1.000	Pass
			8	0	12	6	23.39	23.71	26.56	0.618	1.000	Pass
	LCH	QPSK	1	0	1	1	23.12	23.69	26.42	0.595	1.000	Pass
			8	0	12	6	23	23.81	26.43	0.593	1.000	Pass
	MCH		8	0	12	6	23.09	23.73	26.43	0.595	1.000	Pass
	HCH		1	24	1	22	23.43	23.84	26.65	0.629	1.000	Pass
			8	0	12	6	23.36	23.71	26.55	0.615	1.000	Pass
	LCH	16QAM	1	0	1	1	22.03	23.75	25.98	0.525	1.000	Pass
			8	0	12	6	22.1	23.75	26.02	0.529	1.000	Pass
	MCH		8	0	12	6	22.02	23.71	25.96	0.522	1.000	Pass
	HCH		1	24	1	22	22.46	23.79	26.19	0.554	1.000	Pass
			8	0	12	6	22.54	23.75	26.19	0.557	1.000	Pass
	LCH	64QAM	1	0	1	1	20.79	23.75	25.53	0.461	1.000	Pass
			8	0	12	6	20.68	23.78	25.51	0.458	1.000	Pass
	MCH		8	0	12	6	20.74	23.71	25.48	0.456	1.000	Pass
	HCH		1	24	1	22	21.08	23.8	25.66	0.477	1.000	Pass
			8	0	12	6	21.02	23.7	25.58	0.468	1.000	Pass
	LCH	256QAM	1	0	1	1	18.42	23.75	24.86	0.379	1.000	Pass
			8	0	12	6	18.7	23.78	24.95	0.388	1.000	Pass
	MCH		8	0	12	6	18.73	23.67	24.87	0.382	1.000	Pass
	HCH		1	24	1	22	19.02	23.84	25.08	0.401	1.000	Pass
			8	0	12	6	19.05	23.8	25.06	0.399	1.000	Pass
20MHz(LTE) + 100MHz(NR)	LCH	PI/2 BPSK	1	0	1	1	22.38	23.47	25.97	0.530	1.000	Pass
			18	0	135	67	23.08	23.51	26.31	0.581	1.000	Pass
	MCH		18	0	135	67	23.1	23.56	26.34	0.586	1.000	Pass
	HCH		1	99	1	271	22.48	23.69	26.14	0.549	1.000	Pass
			18	0	135	67	23.08	23.5	26.31	0.581	1.000	Pass
	LCH	QPSK	1	0	1	1	22.34	23.45	25.94	0.526	1.000	Pass
			18	0	135	67	23.07	23.59	26.35	0.585	1.000	Pass
	MCH		18	0	135	67	23.11	23.55	26.34	0.586	1.000	Pass
	HCH		1	99	1	271	22.46	23.65	26.11	0.546	1.000	Pass
			18	0	135	67	23.09	23.52	26.32	0.583	1.000	Pass
	LCH	16QAM	1	0	1	1	21.18	23.48	25.49	0.463	1.000	Pass

			18	0	135	67	22.05	23.52	25.86	0.512	1.000	Pass
	MCH		18	0	135	67	22.07	23.59	25.91	0.518	1.000	Pass
	HCH		1	99	1	271	21.74	23.64	25.8	0.502	1.000	Pass
			18	0	135	67	22.05	23.52	25.86	0.512	1.000	Pass
	LCH	64QAM	1	0	1	1	20.11	23.48	25.13	0.416	1.000	Pass
			18	0	135	67	20.75	23.52	25.36	0.445	1.000	Pass
	MCH		18	0	135	67	20.76	23.57	25.4	0.448	1.000	Pass
	HCH		1	99	1	271	20.59	23.67	25.41	0.447	1.000	Pass
			18	0	135	67	20.77	23.49	25.35	0.444	1.000	Pass
	LCH	256QAM	1	0	1	1	18.11	23.45	24.57	0.353	1.000	Pass
			18	0	135	67	18.7	23.6	24.82	0.377	1.000	Pass
	MCH		18	0	135	67	18.71	23.54	24.78	0.374	1.000	Pass
	HCH		1	99	1	271	18.31	23.65	24.76	0.370	1.000	Pass
			18	0	135	67	18.68	23.52	24.75	0.372	1.000	Pass

Test BW	Test Channel	Test Mode	NR UL RB No.	NR UL RB Pos.	LTE UL RB No.	LTE UL RB Pos.	NR Conducted Output Power (dBm)	LTE Conducted Output Power (dBm)	Total Conducted Output Power (dBm)	EIRP (W)	Limit (W)	Verdict
DC_66A_n78A (SCS=15kHz 3700-3800 MHz)												
5MHz(LTE) + 10MHz(NR)	LCH	PI/2 BPSK	1	1	1	0	23.13	23.14	26.15	0.565	1.000	Pass
			25	12	8	0	23.58	23.72	26.66	0.634	1.000	Pass
	MCH		25	12	8	0	23.43	23.65	26.55	0.617	1.000	Pass
	HCH		1	50	1	24	23.13	23.81	26.49	0.603	1.000	Pass
			25	12	8	0	23.17	23.75	26.48	0.603	1.000	Pass
	LCH	QPSK	1	1	1	0	23.45	23.66	26.57	0.620	1.000	Pass
			25	12	8	0	23.49	23.73	26.62	0.627	1.000	Pass
	MCH		25	12	8	0	23.39	23.6	26.5	0.611	1.000	Pass
	HCH		1	50	1	24	23.14	23.86	26.53	0.607	1.000	Pass
			25	12	8	0	23.12	23.71	26.43	0.596	1.000	Pass
	LCH	16QAM	1	1	1	0	22.7	23.66	26.22	0.563	1.000	Pass
			25	12	8	0	22.45	23.72	26.14	0.549	1.000	Pass
	MCH		25	12	8	0	22.37	23.63	26.05	0.539	1.000	Pass
	HCH		1	50	1	24	22.41	23.84	26.2	0.554	1.000	Pass
			25	12	8	0	22.13	23.71	26	0.528	1.000	Pass
	LCH	64QAM	1	1	1	0	21.02	23.69	25.57	0.468	1.000	Pass
			25	12	8	0	21.16	23.73	25.64	0.477	1.000	Pass
	MCH		25	12	8	0	21.11	23.6	25.54	0.466	1.000	Pass
	HCH		1	50	1	24	20.93	23.83	25.63	0.472	1.000	Pass
			25	12	8	0	20.85	23.77	25.56	0.465	1.000	Pass
	LCH	256QAM	1	1	1	0	19.07	23.62	24.93	0.389	1.000	Pass
			25	12	8	0	19.1	23.73	25.02	0.397	1.000	Pass
	MCH		25	12	8	0	19.12	23.61	24.93	0.390	1.000	Pass
	HCH		1	50	1	24	18.47	23.86	24.96	0.387	1.000	Pass
			25	12	8	0	18.85	23.8	25.01	0.394	1.000	Pass

Test BW	Test Channel	Test Mode	NR UL RB No.	NR UL RB Pos.	LTE UL RB No.	LTE UL RB Pos.	NR Conducted Output Power (dBm)	LTE Conducted Output Power (dBm)	Total Conducted Output Power (dBm)	EIRP (W)	Limit (W)	Verdict
DC_66A_n78A (SCS=30kHz 3700-3800 MHz)												
5MHz(LTE) + 10MHz(NR)	LCH	PI/2 BPSK	1	1	1	0	23.39	23.71	26.57	0.618	1.000	Pass
			12	6	8	0	23.38	23.75	26.58	0.619	1.000	Pass
	MCH		12	6	8	0	23.33	23.68	26.52	0.611	1.000	Pass
	HCH		1	22	1	24	23.09	23.85	26.5	0.603	1.000	Pass
			12	6	8	0	23.01	23.71	26.39	0.588	1.000	Pass
	LCH	QPSK	1	1	1	0	23.4	23.75	26.59	0.621	1.000	Pass
			12	6	8	0	23.43	23.82	26.64	0.628	1.000	Pass
	MCH		12	6	8	0	23.31	23.66	26.5	0.608	1.000	Pass
	HCH		1	22	1	24	22.98	23.85	26.45	0.594	1.000	Pass
			12	6	8	0	23	23.76	26.4	0.590	1.000	Pass
	LCH	16QAM	1	1	1	0	22.49	23.77	26.19	0.555	1.000	Pass
			12	6	8	0	22.43	23.74	26.14	0.549	1.000	Pass
	MCH		12	6	8	0	22.35	23.65	26.06	0.539	1.000	Pass
	HCH		1	22	1	24	21.98	23.81	26	0.526	1.000	Pass
			12	6	8	0	22.04	23.73	25.98	0.524	1.000	Pass
	LCH	64QAM	1	1	1	0	21.14	23.75	25.65	0.477	1.000	Pass
			12	6	8	0	21.07	23.79	25.65	0.476	1.000	Pass
	MCH		12	6	8	0	21.03	23.67	25.56	0.467	1.000	Pass
	HCH		1	22	1	24	20.73	23.85	25.57	0.464	1.000	Pass
			12	6	8	0	20.63	23.72	25.46	0.452	1.000	Pass
	LCH	256QAM	1	1	1	0	19.14	23.76	25.05	0.400	1.000	Pass
			12	6	8	0	19.07	23.82	25.08	0.401	1.000	Pass
	MCH		12	6	8	0	19.06	23.7	24.98	0.394	1.000	Pass
	HCH		1	22	1	24	18.44	23.86	24.95	0.386	1.000	Pass
			12	6	8	0	18.75	23.8	24.98	0.391	1.000	Pass
20MHz(LTE) + 100MHz(NR)	LCH	PI/2 BPSK	1	1	1	0	22.63	23.47	26.08	0.547	1.000	Pass
			135	67	18	0	23.38	23.55	26.48	0.607	1.000	Pass
	MCH		135	67	18	0	23.35	23.54	26.46	0.604	1.000	Pass
	HCH		1	271	1	99	22.36	23.67	26.07	0.540	1.000	Pass
			135	67	18	0	23.39	23.53	26.47	0.607	1.000	Pass
	LCH	QPSK	1	1	1	0	22.62	23.47	26.08	0.546	1.000	Pass
			135	67	18	0	23.37	23.54	26.47	0.606	1.000	Pass
	MCH		135	67	18	0	23.36	23.55	26.46	0.606	1.000	Pass
	HCH		1	271	1	99	22.34	23.61	26.03	0.536	1.000	Pass
			135	67	18	0	23.34	23.5	26.44	0.601	1.000	Pass
	LCH	16QAM	1	1	1	0	21.57	23.46	25.63	0.482	1.000	Pass

			135	67	18	0	22.39	23.53	26.01	0.534	1.000	Pass
	MCH		135	67	18	0	22.41	23.54	26.02	0.536	1.000	Pass
	HCH		1	271	1	99	21.16	23.68	25.61	0.474	1.000	Pass
			135	67	18	0	22.34	23.48	25.96	0.528	1.000	Pass
	LCH	64QAM	1	1	1	0	20.55	23.43	25.24	0.431	1.000	Pass
			135	67	18	0	21.04	23.53	25.47	0.459	1.000	Pass
	MCH		135	67	18	0	21.02	23.55	25.48	0.459	1.000	Pass
	HCH		1	271	1	99	20.54	23.65	25.38	0.444	1.000	Pass
			135	67	18	0	21.02	23.49	25.44	0.456	1.000	Pass
	LCH	256QAM	1	1	1	0	18.17	23.48	24.6	0.356	1.000	Pass
			135	67	18	0	19.03	23.57	24.87	0.385	1.000	Pass
	MCH		135	67	18	0	19.03	23.54	24.85	0.383	1.000	Pass
	HCH		1	271	1	99	18.19	23.6	24.7	0.364	1.000	Pass
			135	67	18	0	19.02	23.53	24.85	0.382	1.000	Pass

A.2 Peak to Average Ratio

Note 1: For average power technique, the peak-to-average ratio (PAR) of the transmission may not exceed 13 dB. For GSM, GPRS and EGPRS, there are peak power to demonstrate compliance, PAR measurements are not required.

Note 2: Test plots please refer to the document "Annex No.:BL-SZ2380575-501 Data Part 1.pdf".

WCDMA Mode Test Data

Test Band	Test Channel	Peak to Average Ratio (dB)	Limit (dB)	Refer to Plot[Note2]	Verdict
Band 2	LCH	2.86	13	1.1	Pass
	MCH	2.86	13	1.2	Pass
	HCH	2.77	13	1.3	Pass
Band 4	LCH	2.86	13	2.1	Pass
	MCH	2.77	13	2.2	Pass
	HCH	2.62	13	2.3	Pass
Band 5	LCH	3.09	13	3.1	Pass
	MCH	2.81	13	3.2	Pass
	HCH	2.86	13	3.3	Pass

LTE Mode Test Data

Test Band	Test Bandwidth	Test Channel	Test Mode	Test RB (Size#Offset)	Peak to Average Ratio (dB)	Limit (dB)	Refer to Plot[Note2]	Verdict
LTE Band 2	20 MHz	LCH	QPSK	RB1#0	3.8	13	4.1	Pass
				RB100#0	5.34	13	4.2	Pass
			16-QAM	RB1#0	4.5	13	4.3	Pass
				RB100#0	6.09	13	4.4	Pass
		MCH	QPSK	RB1#0	4.64	13	4.5	Pass
				RB100#0	5.39	13	4.6	Pass
			16-QAM	RB1#0	5.53	13	4.7	Pass
				RB100#0	6.09	13	4.8	Pass
		HCH	QPSK	RB1#0	4.45	13	4.9	Pass
				RB100#0	5.25	13	4.10	Pass
			16-QAM	RB1#0	5.53	13	4.11	Pass
				RB100#0	5.95	13	4.12	Pass
LTE Band 4	20 MHz	LCH	QPSK	RB1#0	4.22	13	5.1	Pass
				RB100#0	5.02	13	5.2	Pass
			16-QAM	RB1#0	4.87	13	5.3	Pass
				RB100#0	5.77	13	5.4	Pass
		MCH	QPSK	RB1#0	3.98	13	5.5	Pass
				RB100#0	5.06	13	5.6	Pass
			16-QAM	RB1#0	4.83	13	5.7	Pass

Test Band	Test Bandwidth	Test Channel	Test Mode	Test RB (Size#Offset)	Peak to Average Ratio (dB)	Limit (dB)	Refer to Plot[Note2]	Verdict
				RB100#0	5.86	13	5.8	Pass
		HCH	QPSK	RB1#0	4.41	13	5.9	Pass
				RB100#0	5.02	13	5.10	Pass
			16-QAM	RB1#0	5.34	13	5.11	Pass
				RB100#0	5.77	13	5.12	Pass
LTE Band 5	10 MHz	LCH	QPSK	RB1#0	4.97	13	6.1	Pass
				RB50#0	5.48	13	6.2	Pass
			16-QAM	RB1#0	5.77	13	6.3	Pass
				RB50#0	6.19	13	6.4	Pass
		MCH	QPSK	RB1#0	4.55	13	6.5	Pass
				RB50#0	5.3	13	6.6	Pass
			16-QAM	RB1#0	5.44	13	6.7	Pass
				RB50#0	6	13	6.8	Pass
		HCH	QPSK	RB1#0	4.22	13	6.9	Pass
				RB50#0	5.25	13	6.10	Pass
			16-QAM	RB1#0	4.92	13	6.11	Pass
				RB50#0	5.95	13	6.12	Pass
LTE Band 7	20 MHz	LCH	QPSK	RB1#0	4.08	13	7.1	Pass
				RB100#0	5.06	13	7.2	Pass
			16-QAM	RB1#0	4.78	13	7.3	Pass
				RB100#0	5.86	13	7.4	Pass
		MCH	QPSK	RB1#0	3.98	13	7.5	Pass
				RB100#0	5.16	13	7.6	Pass
			16-QAM	RB1#0	4.83	13	7.7	Pass
				RB100#0	5.95	13	7.8	Pass
		HCH	QPSK	RB1#0	4.31	13	7.9	Pass
				RB100#0	4.97	13	7.10	Pass
			16-QAM	RB1#0	5.3	13	7.11	Pass
				RB100#0	5.72	13	7.12	Pass
LTE Band 12	10 MHz	LCH	QPSK	RB1#0	4.83	13	8.1	Pass
				RB50#0	5.48	13	8.2	Pass
			16-QAM	RB1#0	5.62	13	8.3	Pass
				RB50#0	6.19	13	8.4	Pass
		MCH	QPSK	RB1#0	4.73	13	8.5	Pass
				RB50#0	5.58	13	8.6	Pass
			16-QAM	RB1#0	5.62	13	8.7	Pass
				RB50#0	6.33	13	8.8	Pass
		HCH	QPSK	RB1#0	4.59	13	8.9	Pass
				RB50#0	5.62	13	8.10	Pass

Test Band	Test Bandwidth	Test Channel	Test Mode	Test RB (Size#Offset)	Peak to Average Ratio (dB)	Limit (dB)	Refer to Plot[Note2]	Verdict
			16-QAM	RB1#0	5.39	13	8.11	Pass
				RB50#0	6.42	13	8.12	Pass
LTE Band 13	10 MHz	LCH	QPSK	RB1#0	4.36	13	9.1	Pass
				RB50#0	5.39	13	9.2	Pass
			16-QAM	RB1#0	5.16	13	9.3	Pass
				RB50#0	6.09	13	9.4	Pass
LTE Band 17	10 MHz	LCH	QPSK	RB1#0	4.78	13	10.1	Pass
				RB50#0	5.62	13	10.2	Pass
			16-QAM	RB1#0	5.58	13	10.3	Pass
				RB50#0	6.37	13	10.4	Pass
		MCH	QPSK	RB1#0	4.69	13	10.5	Pass
				RB50#0	5.67	13	10.6	Pass
			16-QAM	RB1#0	5.67	13	10.7	Pass
				RB50#0	6.47	13	10.8	Pass
		HCH	QPSK	RB1#0	4.69	13	10.9	Pass
				RB50#0	5.72	13	10.10	Pass
			16-QAM	RB1#0	5.39	13	10.11	Pass
				RB50#0	6.42	13	10.12	Pass
LTE Band 26 (Part22)	15 MHz	LCH	QPSK	RB1#0	5.11	13	11.1	Pass
				RB75#0	5.86	13	11.2	Pass
			16-QAM	RB1#0	5.95	13	11.3	Pass
				RB75#0	6.33	13	11.4	Pass
		MCH	QPSK	RB1#0	4.83	13	11.5	Pass
				RB75#0	5.72	13	11.6	Pass
			16-QAM	RB1#0	5.77	13	11.7	Pass
				RB75#0	6.19	13	11.8	Pass
		HCH	QPSK	RB1#0	4.73	13	11.9	Pass
				RB75#0	5.62	13	11.10	Pass
			16-QAM	RB1#0	5.48	13	11.11	Pass
				RB75#0	6.09	13	11.12	Pass
LTE Band 26 (Part90)	10 MHz	MCH	QPSK	RB1#0	4.78	13	12.1	Pass
				RB50#0	5.62	13	12.2	Pass
			16-QAM	RB1#0	5.53	13	12.3	Pass
				RB50#0	6.23	13	12.4	Pass
LTE Band 38	20 MHz	LCH	QPSK	RB1#0	8.16	13	13.1	Pass
				RB100#0	9.05	13	13.2	Pass
			16-QAM	RB1#0	8.91	13	13.3	Pass
				RB100#0	9.75	13	13.4	Pass
		MCH	QPSK	RB1#0	8.3	13	13.5	Pass

Test Band	Test Bandwidth	Test Channel	Test Mode	Test RB (Size#Offset)	Peak to Average Ratio (dB)	Limit (dB)	Refer to Plot[Note2]	Verdict
				RB100#0	9.09	13	13.6	Pass
			16-QAM	RB1#0	9.14	13	13.7	Pass
				RB100#0	9.75	13	13.8	Pass
		HCH	QPSK	RB1#0	8.34	13	13.9	Pass
				RB100#0	9.19	13	13.10	Pass
			16-QAM	RB1#0	9.23	13	13.11	Pass
				RB100#0	9.84	13	13.12	Pass
LTE Band 41	20 MHz	LCH	QPSK	RB1#0	8.34	13	14.1	Pass
				RB100#0	9.23	13	14.2	Pass
			16-QAM	RB1#0	9	13	14.3	Pass
				RB100#0	9.98	13	14.4	Pass
		MCH	QPSK	RB1#0	8.67	13	14.5	Pass
				RB100#0	9.19	13	14.6	Pass
			16-QAM	RB1#0	9.42	13	14.7	Pass
				RB100#0	9.84	13	14.8	Pass
		HCH	QPSK	RB1#0	8.39	13	14.9	Pass
				RB100#0	9.23	13	14.10	Pass
			16-QAM	RB1#0	9.33	13	14.11	Pass
				RB100#0	9.94	13	14.12	Pass
LTE Band 66	20 MHz	LCH	QPSK	RB1#0	4.08	13	15.1	Pass
				RB100#0	4.97	13	15.2	Pass
			16-QAM	RB1#0	4.78	13	15.3	Pass
				RB100#0	5.67	13	15.4	Pass
		MCH	QPSK	RB1#0	4.22	13	15.5	Pass
				RB100#0	4.97	13	15.6	Pass
			16-QAM	RB1#0	4.97	13	15.7	Pass
				RB100#0	5.67	13	15.8	Pass
		HCH	QPSK	RB1#0	4.17	13	15.9	Pass
				RB100#0	5.11	13	15.10	Pass
			16-QAM	RB1#0	5.11	13	15.11	Pass
				RB100#0	5.81	13	15.12	Pass

Test Channel	Modulation	PCC RB		SCC RB		Peak to Average Ratio (dB)	Limit (dB)	Refer to Plot[Note2]	Verdict
		Size	Offset	Size	Offset				
CA_7C									
10MHz+20MHz									
Mid	QPSK	50	0	100	0	5.67	13	16.1	Pass
	16QAM	50	0	100	0	6.37	13	16.2	Pass
20MHz+10MHz									
Mid	QPSK	100	0	50	0	5.81	13	16.3	Pass
	16QAM	100	0	50	0	6.47	13	16.4	Pass
15MHz+15MHz									
Mid	QPSK	75	0	75	0	5.95	13	16.5	Pass
	16QAM	75	0	75	0	6.47	13	16.6	Pass
15MHz+20MHz									
Mid	QPSK	75	0	100	0	5.67	13	16.7	Pass
	16QAM	75	0	100	0	6.33	13	16.8	Pass
20MHz+15MHz									
Mid	QPSK	100	0	75	0	5.72	13	16.9	Pass
	16QAM	100	0	75	0	6.37	13	16.10	Pass
20MHz+20MHz									
Mid	QPSK	100	0	100	0	5.86	13	16.11	Pass
	16QAM	100	0	100	0	6.52	13	16.12	Pass

Test Channel	Modulation	PCC RB		SCC RB		Peak to Average Ratio (dB)	Limit (dB)	Refer to Plot[Note2]	Verdict
		Size	Offset	Size	Offset				
CA_38C									
15MHz+15MHz									
Mid	QPSK	75	0	75	0	10.08	13	17.1	Pass
	16QAM	75	0	75	0	10.59	13	17.2	Pass
20MHz+20MHz									
Mid	QPSK	100	0	100	0	9.98	13	17.3	Pass
	16QAM	100	0	100	0	10.36	13	17.4	Pass

NR Mode Test Data

Test Band	NR Test Bandwidth	Test Channel	Test Mode	NR UL RB No.	NR UL RB Pos.	Peak to Average Ratio (dB)	Limit (dB)	Refer to Plot[Note2]	Verdict
n5	20 MHz	LCH	PI2 BPSK	1	0	3.89	13	18.1	Pass
				100	0	4.36	13	18.2	Pass
			QPSK	1	0	5.34	13	18.3	Pass
				100	0	5.58	13	18.4	Pass
			16QAM	1	0	5.95	13	18.5	Pass
				100	0	6.23	13	18.6	Pass
			64QAM	1	0	6.75	13	18.7	Pass
				100	0	6.37	13	18.8	Pass
			256QAM	1	0	7.31	13	18.9	Pass
				100	0	6.33	13	18.10	Pass
		MCH	PI2 BPSK	1	0	3.84	13	18.11	Pass
				100	0	4.31	13	18.12	Pass
			QPSK	1	0	5.3	13	18.13	Pass
				100	0	5.53	13	18.14	Pass
			16QAM	1	0	5.86	13	18.15	Pass
				100	0	6.14	13	18.16	Pass
			64QAM	1	0	6.7	13	18.17	Pass
				100	0	6.37	13	18.18	Pass
			256QAM	1	0	7.27	13	18.19	Pass
				100	0	6.33	13	18.20	Pass
		HCH	PI2 BPSK	1	0	3.7	13	18.21	Pass
				100	0	4.36	13	18.22	Pass
			QPSK	1	0	5.16	13	18.23	Pass
				100	0	5.48	13	18.24	Pass
			16QAM	1	0	5.77	13	18.25	Pass
				100	0	6.14	13	18.26	Pass
			64QAM	1	0	6.56	13	18.27	Pass
				100	0	6.28	13	18.28	Pass
			256QAM	1	0	7.17	13	18.29	Pass
				100	0	6.28	13	18.30	Pass
n7	20 MHz	LCH	PI2 BPSK	1	0	3.33	13	19.1	Pass
				100	0	4.12	13	19.2	Pass
			QPSK	1	0	4.5	13	19.3	Pass
				100	0	5.2	13	19.4	Pass
			16QAM	1	0	5.16	13	19.5	Pass
				100	0	5.86	13	19.6	Pass
			64QAM	1	0	5.95	13	19.7	Pass
				100	0	6.05	13	19.8	Pass

Test Band	NR Test Bandwidth	Test Channel	Test Mode	NR UL RB No.	NR UL RB Pos.	Peak to Average Ratio (dB)	Limit (dB)	Refer to Plot[Note2]	Verdict
			256QAM	1	0	6.8	13	19.9	Pass
				100	0	6.42	13	19.10	Pass
		MCH	PI2 BPSK	1	0	3.14	13	19.11	Pass
				100	0	4.03	13	19.12	Pass
			QPSK	1	0	4.22	13	19.13	Pass
				100	0	5.11	13	19.14	Pass
			16QAM	1	0	4.97	13	19.15	Pass
				100	0	5.72	13	19.16	Pass
			64QAM	1	0	5.72	13	19.17	Pass
				100	0	5.95	13	19.18	Pass
			256QAM	1	0	6.75	13	19.19	Pass
				100	0	6.33	13	19.20	Pass
		HCH	PI2 BPSK	1	0	3.37	13	19.21	Pass
				100	0	4.08	13	19.22	Pass
			QPSK	1	0	4.69	13	19.23	Pass
				100	0	4.97	13	19.24	Pass
			16QAM	1	0	5.3	13	19.25	Pass
				100	0	5.58	13	19.26	Pass
			64QAM	1	0	6.05	13	19.27	Pass
				100	0	5.77	13	19.28	Pass
			256QAM	1	0	7.03	13	19.29	Pass
				100	0	6.33	13	19.30	Pass
n66	20 MHz	LCH	PI2 BPSK	1	0	3.28	13	20.1	Pass
				100	0	3.94	13	20.2	Pass
			QPSK	1	0	4.5	13	20.3	Pass
				100	0	5.2	13	20.4	Pass
			16QAM	1	0	5.16	13	20.5	Pass
				100	0	5.81	13	20.6	Pass
			64QAM	1	0	6	13	20.7	Pass
				100	0	6	13	20.8	Pass
			256QAM	1	0	6.98	13	20.9	Pass
				100	0	6.37	13	20.10	Pass
		MCH	PI2 BPSK	1	0	3.09	13	20.11	Pass
				100	0	4.03	13	20.12	Pass
			QPSK	1	0	4.17	13	20.13	Pass
				100	0	5.16	13	20.14	Pass
			16QAM	1	0	5.02	13	20.15	Pass
				100	0	5.77	13	20.16	Pass
			64QAM	1	0	5.81	13	20.17	Pass

Test Band	NR Test Bandwidth	Test Channel	Test Mode	NR UL RB No.	NR UL RB Pos.	Peak to Average Ratio (dB)	Limit (dB)	Refer to Plot[Note2]	Verdict
				100	0	5.95	13	20.18	Pass
			256QAM	1	0	6.75	13	20.19	Pass
				100	0	6.33	13	20.20	Pass
		HCH	PI2 BPSK	1	0	3.14	13	20.21	Pass
				100	0	4.12	13	20.22	Pass
			QPSK	1	0	4.31	13	20.23	Pass
				100	0	5.3	13	20.24	Pass
			16QAM	1	0	4.97	13	20.25	Pass
				100	0	5.91	13	20.26	Pass
			64QAM	1	0	5.86	13	20.27	Pass
				100	0	6.09	13	20.28	Pass
			256QAM	1	0	6.75	13	20.29	Pass
				100	0	6.37	13	20.30	Pass
n38	20 MHz	LCH	PI2 BPSK	1	0	4.12	13	21.1	Pass
				100	0	4.17	13	21.2	Pass
			QPSK	1	0	4.41	13	21.3	Pass
				100	0	5.34	13	21.4	Pass
			16QAM	1	0	5.72	13	21.5	Pass
				100	0	6.14	13	21.6	Pass
			64QAM	1	0	6.23	13	21.7	Pass
				100	0	6.28	13	21.8	Pass
			256QAM	1	0	6	13	21.9	Pass
				100	0	6.23	13	21.10	Pass
		MCH	PI2 BPSK	1	0	4.31	13	21.11	Pass
				100	0	4.27	13	21.12	Pass
			QPSK	1	0	4.59	13	21.13	Pass
				100	0	5.48	13	21.14	Pass
			16QAM	1	0	5.72	13	21.15	Pass
				100	0	6.14	13	21.16	Pass
			64QAM	1	0	6.37	13	21.17	Pass
				100	0	6.33	13	21.18	Pass
			256QAM	1	0	5.95	13	21.19	Pass
				100	0	6.28	13	21.20	Pass
		HCH	PI2 BPSK	1	0	4.5	13	21.21	Pass
				100	0	4.31	13	21.22	Pass
			QPSK	1	0	4.87	13	21.23	Pass
				100	0	5.48	13	21.24	Pass
			16QAM	1	0	5.81	13	21.25	Pass
				100	0	6.23	13	21.26	Pass

Test Band	NR Test Bandwidth	Test Channel	Test Mode	NR UL RB No.	NR UL RB Pos.	Peak to Average Ratio (dB)	Limit (dB)	Refer to Plot[Note2]	Verdict
			64QAM	1	0	6.42	13	21.27	Pass
				100	0	6.47	13	21.28	Pass
			256QAM	1	0	7.08	13	21.29	Pass
				100	0	6.37	13	21.30	Pass
n41	20 MHz	LCH	PI2 BPSK	1	0	3.42	13	22.1	Pass
				100	0	4.12	13	22.2	Pass
			QPSK	1	0	5.16	13	22.3	Pass
				100	0	5.2	13	22.4	Pass
			16QAM	1	0	5.58	13	22.5	Pass
				100	0	6.05	13	22.6	Pass
			64QAM	1	0	5.86	13	22.7	Pass
				100	0	6.23	13	22.8	Pass
			256QAM	1	0	5.44	13	22.9	Pass
				100	0	6.09	13	22.10	Pass
		MCH	PI2 BPSK	1	0	3.52	13	22.11	Pass
				100	0	4.27	13	22.12	Pass
			QPSK	1	0	5.34	13	22.13	Pass
				100	0	5.39	13	22.14	Pass
			16QAM	1	0	5.39	13	22.15	Pass
				100	0	6.19	13	22.16	Pass
			64QAM	1	0	5.95	13	22.17	Pass
				100	0	6.37	13	22.18	Pass
			256QAM	1	0	5.62	13	22.19	Pass
				100	0	6.23	13	22.20	Pass
		HCH	PI2 BPSK	1	0	3.89	13	22.21	Pass
				100	0	4.03	13	22.22	Pass
			QPSK	1	0	5.2	13	22.23	Pass
				100	0	5.11	13	22.24	Pass
			16QAM	1	0	5.2	13	22.25	Pass
				100	0	5.86	13	22.26	Pass
			64QAM	1	0	5.81	13	22.27	Pass
				100	0	6.05	13	22.28	Pass
			256QAM	1	0	5.48	13	22.29	Pass
				100	0	6.05	13	22.30	Pass
n77 (3450-3550 MHz)	20 MHz	LCH	PI2 BPSK	1	0	4.03	13	23.1	Pass
				100	0	4.36	13	23.2	Pass
			QPSK	1	0	6.14	13	23.3	Pass
				100	0	5.2	13	23.4	Pass
			16QAM	1	0	6.14	13	23.5	Pass

Test Band	NR Test Bandwidth	Test Channel	Test Mode	NR UL RB No.	NR UL RB Pos.	Peak to Average Ratio (dB)	Limit (dB)	Refer to Plot[Note2]	Verdict
				100	0	6.14	13	23.6	Pass
			64QAM	1	0	6.84	13	23.7	Pass
				100	0	6.52	13	23.8	Pass
			256QAM	1	0	8.25	13	23.9	Pass
				100	0	6.56	13	23.10	Pass
		MCH	PI2 BPSK	1	0	4.31	13	23.11	Pass
				100	0	4.41	13	23.12	Pass
			QPSK	1	0	6.47	13	23.13	Pass
				100	0	5.39	13	23.14	Pass
			16QAM	1	0	6.33	13	23.15	Pass
				100	0	6.33	13	23.16	Pass
			64QAM	1	0	6.8	13	23.17	Pass
				100	0	6.56	13	23.18	Pass
			256QAM	1	0	7.17	13	23.19	Pass
				100	0	6.61	13	23.20	Pass
		HCH	PI2 BPSK	1	0	4.03	13	23.21	Pass
				100	0	4.36	13	23.22	Pass
			QPSK	1	0	6.14	13	23.23	Pass
				100	0	5.2	13	23.24	Pass
			16QAM	1	0	6.14	13	23.25	Pass
				100	0	6.23	13	23.26	Pass
			64QAM	1	0	6.94	13	23.27	Pass
				100	0	6.56	13	23.28	Pass
			256QAM	1	0	7.27	13	23.29	Pass
				100	0	6.52	13	23.30	Pass
n78 (3450-3550 MHz)	20 MHz	LCH	PI2 BPSK	1	0	3.98	13	24.1	Pass
				100	0	4.36	13	24.2	Pass
			QPSK	1	0	6.14	13	24.3	Pass
				100	0	5.44	13	24.4	Pass
			16QAM	1	0	6.14	13	24.5	Pass
				100	0	6.28	13	24.6	Pass
			64QAM	1	0	6.84	13	24.7	Pass
				100	0	6.52	13	24.8	Pass
			256QAM	1	0	8.25	13	24.9	Pass
				100	0	6.61	13	24.10	Pass
		MCH	PI2 BPSK	1	0	4.27	13	24.11	Pass
				100	0	4.36	13	24.12	Pass
			QPSK	1	0	6.52	13	24.13	Pass
				100	0	5.58	13	24.14	Pass

Test Band	NR Test Bandwidth	Test Channel	Test Mode	NR UL RB No.	NR UL RB Pos.	Peak to Average Ratio (dB)	Limit (dB)	Refer to Plot[Note2]	Verdict
			16QAM	1	0	6.33	13	24.15	Pass
				100	0	6.33	13	24.16	Pass
			64QAM	1	0	6.75	13	24.17	Pass
				100	0	6.56	13	24.18	Pass
			256QAM	1	0	8.16	13	24.19	Pass
				100	0	6.61	13	24.20	Pass
		HCH	PI2 BPSK	1	0	4.27	13	24.21	Pass
				100	0	4.31	13	24.22	Pass
			QPSK	1	0	6.42	13	24.23	Pass
				100	0	5.06	13	24.24	Pass
			16QAM	1	0	6.28	13	24.25	Pass
				100	0	6.05	13	24.26	Pass
			64QAM	1	0	6.7	13	24.27	Pass
				100	0	6.52	13	24.28	Pass
			256QAM	1	0	8.3	13	24.29	Pass
				100	0	6.61	13	24.30	Pass
n77 (3700-3980 MHz)	20 MHz	LCH	PI2 BPSK	1	0	4.27	13	25.1	Pass
				100	0	4.27	13	25.2	Pass
			QPSK	1	0	4.97	13	25.3	Pass
				100	0	4.92	13	25.4	Pass
			16QAM	1	0	6.42	13	25.5	Pass
				100	0	6.05	13	25.6	Pass
			64QAM	1	0	6.8	13	25.7	Pass
				100	0	6.42	13	25.8	Pass
			256QAM	1	0	6.75	13	25.9	Pass
				100	0	6.56	13	25.10	Pass
		MCH	PI2 BPSK	1	0	4.17	13	25.11	Pass
				100	0	4.31	13	25.12	Pass
			QPSK	1	0	5.44	13	25.13	Pass
				100	0	5.02	13	25.14	Pass
			16QAM	1	0	6.47	13	25.15	Pass
				100	0	6	13	25.16	Pass
			64QAM	1	0	6.94	13	25.17	Pass
				100	0	6.47	13	25.18	Pass
			256QAM	1	0	6.66	13	25.19	Pass
				100	0	6.52	13	25.20	Pass
		HCH	PI2 BPSK	1	0	4.17	13	25.21	Pass
				100	0	4.36	13	25.22	Pass
			QPSK	1	0	5.62	13	25.23	Pass

Test Band	NR Test Bandwidth	Test Channel	Test Mode	NR UL RB No.	NR UL RB Pos.	Peak to Average Ratio (dB)	Limit (dB)	Refer to Plot[Note2]	Verdict
				100	0	5.16	13	25.24	Pass
			16QAM	1	0	6.56	13	25.25	Pass
				100	0	6.14	13	25.26	Pass
			64QAM	1	0	6.98	13	25.27	Pass
				100	0	6.52	13	25.28	Pass
			256QAM	1	0	7.03	13	25.29	Pass
				100	0	6.56	13	25.30	Pass
n78 (3700-3800 MHz)	20 MHz	LCH	PI2 BPSK	1	0	4.36	13	26.1	Pass
				100	0	4.36	13	26.2	Pass
			QPSK	1	0	6.09	13	26.3	Pass
				100	0	5.44	13	26.4	Pass
			16QAM	1	0	6.37	13	26.5	Pass
				100	0	6.37	13	26.6	Pass
			64QAM	1	0	6.8	13	26.7	Pass
				100	0	6.56	13	26.8	Pass
			256QAM	1	0	7.64	13	26.9	Pass
				100	0	6.52	13	26.10	Pass
		MCH	PI2 BPSK	1	0	4.08	13	26.11	Pass
				100	0	4.36	13	26.12	Pass
			QPSK	1	0	6.09	13	26.13	Pass
				100	0	5.58	13	26.14	Pass
			16QAM	1	0	6.28	13	26.15	Pass
				100	0	6.33	13	26.16	Pass
			64QAM	1	0	6.89	13	26.17	Pass
				100	0	6.56	13	26.18	Pass
			256QAM	1	0	8.11	13	26.19	Pass
				100	0	6.61	13	26.20	Pass
		HCH	PI2 BPSK	1	0	4.08	13	26.21	Pass
				100	0	4.36	13	26.22	Pass
			QPSK	1	0	5.91	13	26.23	Pass
				100	0	5.53	13	26.24	Pass
			16QAM	1	0	6.23	13	26.25	Pass
				100	0	6.28	13	26.26	Pass
			64QAM	1	0	6.98	13	26.27	Pass
				100	0	6.56	13	26.28	Pass
			256QAM	1	0	7.78	13	26.29	Pass
				100	0	6.56	13	26.30	Pass

A.3 Occupied Bandwidth

Note 1: All modes were tested, but only the typical data were reported in this report.

Note 2: Test plots please refer to the document "Annex No.:BL-SZ2380575-501 Data Part 2.pdf".

GSM and WCDMA Mode Test Data

Test Band	Test Channel	Measured 99% Occupied Bandwidth (MHz)	Measured -26 dB Occupied Bandwidth (MHz)	Refer to Plot[Note2]
GSM 850	LCH	0.245	0.312	1.1
	MCH	0.246	0.316	1.2
	HCH	0.243	0.309	1.3
GSM 1900	LCH	0.244	0.309	2.1
	MCH	0.245	0.308	2.2
	HCH	0.245	0.313	2.3
EGPRS 850	LCH	0.251	0.304	3.1
	MCH	0.255	0.319	3.2
	HCH	0.252	0.316	3.3
EGPRS 1900	LCH	0.248	0.313	4.1
	MCH	0.248	0.309	4.2
	HCH	0.252	0.315	4.3
WCDMA Band 2	LCH	4.137	4.711	5.1
	MCH	4.136	4.708	5.2
	HCH	4.137	4.713	5.3
WCDMA Band 4	LCH	4.129	4.713	6.1
	MCH	4.138	4.721	6.2
	HCH	4.145	4.745	6.3
WCDMA Band 5	LCH	4.135	4.704	7.1
	MCH	4.142	4.718	7.2
	HCH	4.146	4.721	7.3

LTE Mode Test Data

Test Band	Test Bandwidth	Test Channel	Test Mode	Test RB (Size#Offset)	Measured 99% Occupied Bandwidth (MHz)	Measured -26 dB Occupied Bandwidth (MHz)	Refer to Plot[Note2]
Band 2	1.4 MHz	LCH	QPSK	RB6#0	1.088	1.291	8.1
			16-QAM	RB6#0	1.094	1.299	8.2
		MCH	QPSK	RB6#0	1.088	1.295	8.3
			16-QAM	RB6#0	1.084	1.261	8.4
		HCH	QPSK	RB6#0	1.091	1.28	8.5
			16-QAM	RB6#0	1.089	1.272	8.6
	3 MHz	LCH	QPSK	RB15#0	2.691	2.941	8.7
			16-QAM	RB15#0	2.691	2.96	8.8
		MCH	QPSK	RB15#0	2.691	2.938	8.9
			16-QAM	RB15#0	2.69	2.945	8.10
		HCH	QPSK	RB15#0	2.696	2.947	8.11
			16-QAM	RB15#0	2.687	2.944	8.12
	5 MHz	LCH	QPSK	RB25#0	4.503	4.95	8.13
			16-QAM	RB25#0	4.489	4.934	8.14
		MCH	QPSK	RB25#0	4.496	4.944	8.15
			16-QAM	RB25#0	4.499	4.944	8.16
		HCH	QPSK	RB25#0	4.488	4.938	8.17
			16-QAM	RB25#0	4.496	4.987	8.18
	10 MHz	LCH	QPSK	RB50#0	8.983	9.898	8.19
			16-QAM	RB50#0	8.967	9.818	8.20
		MCH	QPSK	RB50#0	8.952	9.793	8.21
			16-QAM	RB50#0	8.958	9.802	8.22
		HCH	QPSK	RB50#0	8.978	9.771	8.23
			16-QAM	RB50#0	8.972	9.785	8.24
	15 MHz	LCH	QPSK	RB75#0	13.45	14.725	8.25
			16-QAM	RB75#0	13.432	14.706	8.26
		MCH	QPSK	RB75#0	13.417	14.592	8.27
			16-QAM	RB75#0	13.441	14.653	8.28
		HCH	QPSK	RB75#0	13.427	14.718	8.29
			16-QAM	RB75#0	13.471	14.705	8.30
	20 MHz	LCH	QPSK	RB100#0	17.914	19.459	8.31
			16-QAM	RB100#0	17.971	19.415	8.32
		MCH	QPSK	RB100#0	17.897	19.408	8.33
			16-QAM	RB100#0	17.909	19.46	8.34
		HCH	QPSK	RB100#0	17.921	19.487	8.35
			16-QAM	RB100#0	17.892	19.361	8.36

Test Band	Test Bandwidth	Test Channel	Test Mode	Test RB (Size#Offset)	Measured 99% Occupied Bandwidth (MHz)	Measured -26 dB Occupied Bandwidth (MHz)	Refer to Plot[Note2]
Band 4	1.4 MHz	LCH	QPSK	RB6#0	1.087	1.272	9.1
			16-QAM	RB6#0	1.094	1.299	9.2
		MCH	QPSK	RB6#0	1.091	1.288	9.3
			16-QAM	RB6#0	1.084	1.263	9.4
		HCH	QPSK	RB6#0	1.092	1.298	9.5
			16-QAM	RB6#0	1.091	1.28	9.6
	3 MHz	LCH	QPSK	RB15#0	2.693	2.934	9.7
			16-QAM	RB15#0	2.691	2.955	9.8
		MCH	QPSK	RB15#0	2.691	2.935	9.9
			16-QAM	RB15#0	2.689	2.947	9.10
		HCH	QPSK	RB15#0	2.694	2.946	9.11
			16-QAM	RB15#0	2.69	2.941	9.12
	5 MHz	LCH	QPSK	RB25#0	4.499	4.94	9.13
			16-QAM	RB25#0	4.488	4.917	9.14
		MCH	QPSK	RB25#0	4.494	4.949	9.15
			16-QAM	RB25#0	4.501	4.949	9.16
		HCH	QPSK	RB25#0	4.493	4.945	9.17
			16-QAM	RB25#0	4.497	4.991	9.18
	10 MHz	LCH	QPSK	RB50#0	8.963	9.838	9.19
			16-QAM	RB50#0	8.946	9.768	9.20
		MCH	QPSK	RB50#0	8.975	9.822	9.21
			16-QAM	RB50#0	8.959	9.81	9.22
		HCH	QPSK	RB50#0	8.962	9.799	9.23
			16-QAM	RB50#0	8.961	9.814	9.24
	15 MHz	LCH	QPSK	RB75#0	13.436	14.689	9.25
			16-QAM	RB75#0	13.426	14.62	9.26
		MCH	QPSK	RB75#0	13.421	14.66	9.27
			16-QAM	RB75#0	13.451	14.638	9.28
		HCH	QPSK	RB75#0	13.44	14.734	9.29
			16-QAM	RB75#0	13.46	14.672	9.30
	20 MHz	LCH	QPSK	RB100#0	17.908	19.417	9.31
			16-QAM	RB100#0	17.953	19.312	9.32
		MCH	QPSK	RB100#0	17.91	19.401	9.33
			16-QAM	RB100#0	17.922	19.438	9.34
		HCH	QPSK	RB100#0	17.923	19.478	9.35
			16-QAM	RB100#0	17.903	19.397	9.36

Test Band	Test Bandwidth	Test Channel	Test Mode	Test RB (Size#Offset)	Measured 99% Occupied Bandwidth (MHz)	Measured -26 dB Occupied Bandwidth (MHz)	Refer to Plot[Note2]
Band 5	1.4 MHz	LCH	QPSK	RB6#0	1.087	1.28	10.1
			16-QAM	RB6#0	1.093	1.303	10.2
		MCH	QPSK	RB6#0	1.089	1.295	10.3
			16-QAM	RB6#0	1.084	1.264	10.4
		HCH	QPSK	RB6#0	1.092	1.267	10.5
			16-QAM	RB6#0	1.09	1.303	10.6
	3 MHz	LCH	QPSK	RB15#0	2.692	2.934	10.7
			16-QAM	RB15#0	2.686	2.956	10.8
		MCH	QPSK	RB15#0	2.688	2.939	10.9
			16-QAM	RB15#0	2.69	2.943	10.10
		HCH	QPSK	RB15#0	2.696	2.951	10.11
			16-QAM	RB15#0	2.687	2.946	10.12
	5 MHz	LCH	QPSK	RB25#0	4.504	4.96	10.13
			16-QAM	RB25#0	4.486	4.935	10.14
		MCH	QPSK	RB25#0	4.495	4.952	10.15
			16-QAM	RB25#0	4.5	4.946	10.16
		HCH	QPSK	RB25#0	4.489	4.936	10.17
			16-QAM	RB25#0	4.493	4.973	10.18
	10 MHz	LCH	QPSK	RB50#0	8.966	9.907	10.19
			16-QAM	RB50#0	8.963	9.802	10.20
		MCH	QPSK	RB50#0	8.963	9.804	10.21
			16-QAM	RB50#0	8.954	9.8	10.22
		HCH	QPSK	RB50#0	8.974	9.808	10.23
			16-QAM	RB50#0	8.962	9.96	10.24

Test Band	Test Bandwidth	Test Channel	Test Mode	Test RB (Size#Offset)	Measured 99% Occupied Bandwidth (MHz)	Measured -26 dB Occupied Bandwidth (MHz)	Refer to Plot[Note2]
Band 7	5 MHz	LCH	QPSK	RB25#0	4.497	4.977	11.1
			16-QAM	RB25#0	4.492	4.935	11.2
		MCH	QPSK	RB25#0	4.499	4.96	11.3
			16-QAM	RB25#0	4.496	4.958	11.4
		HCH	QPSK	RB25#0	4.494	5.001	11.5
			16-QAM	RB25#0	4.503	4.996	11.6
	10 MHz	LCH	QPSK	RB50#0	8.979	9.871	11.7
			16-QAM	RB50#0	8.956	9.831	11.8
		MCH	QPSK	RB50#0	8.963	9.796	11.9
			16-QAM	RB50#0	8.96	9.78	11.10
		HCH	QPSK	RB50#0	8.988	9.766	11.11
			16-QAM	RB50#0	8.971	9.817	11.12
	15 MHz	LCH	QPSK	RB75#0	13.444	14.676	11.13
			16-QAM	RB75#0	13.427	14.635	11.14
		MCH	QPSK	RB75#0	13.416	14.591	11.15
			16-QAM	RB75#0	13.428	14.629	11.16
		HCH	QPSK	RB75#0	13.438	14.701	11.17
			16-QAM	RB75#0	13.446	14.613	11.18
	20 MHz	LCH	QPSK	RB100#0	17.917	19.392	11.19
			16-QAM	RB100#0	17.934	19.335	11.20
		MCH	QPSK	RB100#0	17.9	19.462	11.21
			16-QAM	RB100#0	17.92	19.39	11.22
		HCH	QPSK	RB100#0	17.906	19.41	11.23
			16-QAM	RB100#0	17.893	19.377	11.24

Test Band	Test Bandwidth	Test Channel	Test Mode	Test RB (Size#Offset)	Measured 99% Occupied Bandwidth (MHz)	Measured -26 dB Occupied Bandwidth (MHz)	Refer to Plot[Note2]
Band 12	1.4 MHz	LCH	QPSK	RB6#0	1.09	1.272	12.1
			16-QAM	RB6#0	1.095	1.296	12.2
		MCH	QPSK	RB6#0	1.094	1.292	12.3
			16-QAM	RB6#0	1.085	1.27	12.4
		HCH	QPSK	RB6#0	1.094	1.282	12.5
			16-QAM	RB6#0	1.091	1.305	12.6
	3 MHz	LCH	QPSK	RB15#0	2.695	2.941	12.7
			16-QAM	RB15#0	2.69	2.958	12.8
		MCH	QPSK	RB15#0	2.697	2.937	12.9
			16-QAM	RB15#0	2.692	2.946	12.10
		HCH	QPSK	RB15#0	2.692	2.956	12.11
			16-QAM	RB15#0	2.687	2.944	12.12
	5 MHz	LCH	QPSK	RB25#0	4.497	4.96	12.13
			16-QAM	RB25#0	4.485	4.927	12.14
		MCH	QPSK	RB25#0	4.495	4.942	12.15
			16-QAM	RB25#0	4.502	4.946	12.16
		HCH	QPSK	RB25#0	4.486	4.93	12.17
			16-QAM	RB25#0	4.493	4.984	12.18
	10 MHz	LCH	QPSK	RB50#0	8.962	9.872	12.19
			16-QAM	RB50#0	8.943	9.796	12.20
		MCH	QPSK	RB50#0	8.955	9.768	12.21
			16-QAM	RB50#0	8.956	9.824	12.22
		HCH	QPSK	RB50#0	8.976	9.832	12.23
			16-QAM	RB50#0	8.974	9.814	12.24

Test Band	Test Bandwidth	Test Channel	Test Mode	Test RB (Size#Offset)	Measured 99% Occupied Bandwidth (MHz)	Measured -26 dB Occupied Bandwidth (MHz)	Refer to Plot[Note2]
Band 13	5 MHz	LCH	QPSK	RB25#0	4.496	4.967	13.1
			16-QAM	RB25#0	4.492	4.922	13.2
		MCH	QPSK	RB25#0	4.497	4.957	13.3
			16-QAM	RB25#0	4.489	4.951	13.4
		HCH	QPSK	RB25#0	4.489	4.947	13.5
			16-QAM	RB25#0	4.494	4.981	13.6
	10 MHz	MCH	QPSK	RB50#0	8.983	9.876	13.7
			16-QAM	RB50#0	8.974	9.814	13.8

Test Band	Test Bandwidth	Test Channel	Test Mode	Test RB (Size#Offset)	Measured 99% Occupied Bandwidth (MHz)	Measured -26 dB Occupied Bandwidth (MHz)	Refer to Plot[Note2]
Band 17	5 MHz	LCH	QPSK	RB25#0	4.499	4.971	14.1
			16-QAM	RB25#0	4.488	4.935	14.2
		MCH	QPSK	RB25#0	4.493	4.951	14.3
			16-QAM	RB25#0	4.495	4.959	14.4
		HCH	QPSK	RB25#0	4.489	4.936	14.5
			16-QAM	RB25#0	4.488	4.963	14.6
	10 MHz	LCH	QPSK	RB50#0	8.987	9.878	14.7
			16-QAM	RB50#0	8.976	9.847	14.8
		MCH	QPSK	RB50#0	8.976	9.817	14.9
			16-QAM	RB50#0	8.964	9.794	14.10
		HCH	QPSK	RB50#0	8.967	9.822	14.11
			16-QAM	RB50#0	8.965	9.807	14.12

Test Band	Test Bandwidth	Test Channel	Test Mode	Test RB (Size#Offset)	Measured 99% Occupied Bandwidth (MHz)	Measured -26 dB Occupied Bandwidth (MHz)	Refer to Plot[Note2]
Band 26 (Part22)	1.4 MHz	LCH	QPSK	RB6#0	1.084	1.269	15.1
			16-QAM	RB6#0	1.092	1.303	15.2
		MCH	QPSK	RB6#0	1.09	1.29	15.3
			16-QAM	RB6#0	1.086	1.266	15.4
		HCH	QPSK	RB6#0	1.091	1.277	15.5
			16-QAM	RB6#0	1.088	1.283	15.6
	3 MHz	LCH	QPSK	RB15#0	2.691	2.922	15.7
			16-QAM	RB15#0	2.689	2.946	15.8
		MCH	QPSK	RB15#0	2.691	2.935	15.9
			16-QAM	RB15#0	2.691	2.954	15.10
		HCH	QPSK	RB15#0	2.694	2.951	15.11
			16-QAM	RB15#0	2.688	2.949	15.12
	5 MHz	LCH	QPSK	RB25#0	4.497	4.959	15.13
			16-QAM	RB25#0	4.486	4.93	15.14
		MCH	QPSK	RB25#0	4.487	4.954	15.15
			16-QAM	RB25#0	4.492	4.943	15.16
		HCH	QPSK	RB25#0	4.491	4.942	15.17
			16-QAM	RB25#0	4.489	4.992	15.18
	10 MHz	LCH	QPSK	RB50#0	8.98	9.887	15.19
			16-QAM	RB50#0	8.966	9.811	15.20
		MCH	QPSK	RB50#0	8.948	9.925	15.21
			16-QAM	RB50#0	8.959	9.795	15.22
		HCH	QPSK	RB50#0	8.967	9.82	15.23
			16-QAM	RB50#0	8.956	9.774	15.24
	15 MHz	LCH	QPSK	RB75#0	13.444	14.672	15.25
			16-QAM	RB75#0	13.427	14.668	15.26
		MCH	QPSK	RB75#0	13.417	14.648	15.27
			16-QAM	RB75#0	13.422	14.622	15.28
		HCH	QPSK	RB75#0	13.411	14.753	15.29
			16-QAM	RB75#0	13.433	14.629	15.30

Test Band	Test Bandwidth	Test Channel	Test Mode	Test RB (Size#Offset)	Measured 99% Occupied Bandwidth (MHz)	Measured -26 dB Occupied Bandwidth (MHz)	Refer to Plot[Note2]
Band 26 (Part90)	1.4 MHz	LCH	QPSK	RB6#0	1.084	1.29	16.1
			16-QAM	RB6#0	1.094	1.301	16.2
		MCH	QPSK	RB6#0	1.091	1.292	16.3
			16-QAM	RB6#0	1.084	1.269	16.4
		HCH	QPSK	RB6#0	1.09	1.276	16.5
			16-QAM	RB6#0	1.089	1.289	16.6
	3 MHz	LCH	QPSK	RB15#0	2.692	2.924	16.7
			16-QAM	RB15#0	2.688	2.954	16.8
		MCH	QPSK	RB15#0	2.691	2.934	16.9
			16-QAM	RB15#0	2.688	2.951	16.10
		HCH	QPSK	RB15#0	2.691	2.95	16.11
			16-QAM	RB15#0	2.69	2.943	16.12
	5 MHz	LCH	QPSK	RB25#0	4.497	4.99	16.13
			16-QAM	RB25#0	4.489	4.956	16.14
		MCH	QPSK	RB25#0	4.494	4.96	16.15
			16-QAM	RB25#0	4.498	4.935	16.16
		HCH	QPSK	RB25#0	4.487	4.937	16.17
			16-QAM	RB25#0	4.488	4.961	16.18
	10 MHz	MCH	QPSK	RB50#0	8.965	9.854	16.19
			16-QAM	RB50#0	8.955	9.805	16.20

Test Band	Test Bandwidth	Test Channel	Test Mode	Test RB (Size#Offset)	Measured 99% Occupied Bandwidth (MHz)	Measured -26 dB Occupied Bandwidth (MHz)	Refer to Plot[Note2]
Band 38	5 MHz	LCH	QPSK	RB25#0	4.493	5.044	17.1
			16-QAM	RB25#0	4.498	5.076	17.2
		MCH	QPSK	RB25#0	4.515	5.412	17.3
			16-QAM	RB25#0	4.492	5.075	17.4
		HCH	QPSK	RB25#0	4.504	5.321	17.5
			16-QAM	RB25#0	4.498	5.03	17.6
	10 MHz	LCH	QPSK	RB50#0	8.983	10.155	17.7
			16-QAM	RB50#0	8.989	9.865	17.8
		MCH	QPSK	RB50#0	8.993	10.649	17.9
			16-QAM	RB50#0	8.962	9.754	17.10
		HCH	QPSK	RB50#0	9.002	10.199	17.11
			16-QAM	RB50#0	8.973	9.968	17.12
	15 MHz	LCH	QPSK	RB75#0	13.51	15.626	17.13
			16-QAM	RB75#0	13.481	15.558	17.14
		MCH	QPSK	RB75#0	13.439	15.338	17.15
			16-QAM	RB75#0	13.508	15.079	17.16
		HCH	QPSK	RB75#0	13.466	16.426	17.17
			16-QAM	RB75#0	13.5	15.363	17.18
	20 MHz	LCH	QPSK	RB100#0	17.963	19.4	17.19
			16-QAM	RB100#0	17.94	20.315	17.20
		MCH	QPSK	RB100#0	17.937	20.467	17.21
			16-QAM	RB100#0	17.99	21.733	17.22
		HCH	QPSK	RB100#0	17.957	20.206	17.23
			16-QAM	RB100#0	17.925	20	17.24

Test Band	Test Bandwidth	Test Channel	Test Mode	Test RB (Size#Offset)	Measured 99% Occupied Bandwidth (MHz)	Measured -26 dB Occupied Bandwidth (MHz)	Refer to Plot[Note2]
Band 41	5 MHz	LCH	QPSK	RB25#0	4.492	5.064	18.1
			16-QAM	RB25#0	4.498	5.053	18.2
		MCH	QPSK	RB25#0	4.516	5.537	18.3
			16-QAM	RB25#0	4.491	5.057	18.4
		HCH	QPSK	RB25#0	4.503	5.294	18.5
			16-QAM	RB25#0	4.499	5.036	18.6
	10 MHz	LCH	QPSK	RB50#0	8.979	10.08	18.7
			16-QAM	RB50#0	8.994	9.919	18.8
		MCH	QPSK	RB50#0	8.995	10.612	18.9
			16-QAM	RB50#0	8.946	9.752	18.10
		HCH	QPSK	RB50#0	9.002	10.159	18.11
			16-QAM	RB50#0	8.973	9.922	18.12
	15 MHz	LCH	QPSK	RB75#0	13.497	15.482	18.13
			16-QAM	RB75#0	13.49	15.832	18.14
		MCH	QPSK	RB75#0	13.447	15.382	18.15
			16-QAM	RB75#0	13.522	15.149	18.16
		HCH	QPSK	RB75#0	13.462	16.252	18.17
			16-QAM	RB75#0	13.506	15.321	18.18
	20 MHz	LCH	QPSK	RB100#0	17.962	19.37	18.19
			16-QAM	RB100#0	17.92	20.079	18.20
		MCH	QPSK	RB100#0	17.933	20.522	18.21
			16-QAM	RB100#0	17.989	21.69	18.22
		HCH	QPSK	RB100#0	17.942	19.931	18.23
			16-QAM	RB100#0	17.919	19.944	18.24

Test Band	Test Bandwidth	Test Channel	Test Mode	Test RB (Size#Offset)	Measured 99% Occupied Bandwidth (MHz)	Measured -26 dB Occupied Bandwidth (MHz)	Refer to Plot[Note2]
Band 66	1.4 MHz	LCH	QPSK	RB6#0	1.086	1.29	19.1
			16-QAM	RB6#0	1.094	1.3	19.2
		MCH	QPSK	RB6#0	1.09	1.291	19.3
			16-QAM	RB6#0	1.084	1.268	19.4
		HCH	QPSK	RB6#0	1.091	1.298	19.5
			16-QAM	RB6#0	1.091	1.294	19.6
	3 MHz	LCH	QPSK	RB15#0	2.691	2.925	19.7
			16-QAM	RB15#0	2.686	2.949	19.8
		MCH	QPSK	RB15#0	2.692	2.943	19.9
			16-QAM	RB15#0	2.694	2.949	19.10
		HCH	QPSK	RB15#0	2.697	2.95	19.11
			16-QAM	RB15#0	2.688	2.948	19.12
	5 MHz	LCH	QPSK	RB25#0	4.501	4.954	19.13
			16-QAM	RB25#0	4.488	4.922	19.14
		MCH	QPSK	RB25#0	4.497	4.967	19.15
			16-QAM	RB25#0	4.494	4.957	19.16
		HCH	QPSK	RB25#0	4.491	4.933	19.17
			16-QAM	RB25#0	4.49	4.972	19.18
	10 MHz	LCH	QPSK	RB50#0	8.977	9.883	19.19
			16-QAM	RB50#0	8.962	9.809	19.20
		MCH	QPSK	RB50#0	8.969	9.874	19.21
			16-QAM	RB50#0	8.961	9.819	19.22
		HCH	QPSK	RB50#0	8.978	9.861	19.23
			16-QAM	RB50#0	8.976	9.82	19.24
	15 MHz	LCH	QPSK	RB75#0	13.436	14.662	19.25
			16-QAM	RB75#0	13.428	14.654	19.26
		MCH	QPSK	RB75#0	13.426	14.684	19.27
			16-QAM	RB75#0	13.448	14.646	19.28
		HCH	QPSK	RB75#0	13.435	14.754	19.29
			16-QAM	RB75#0	13.458	14.671	19.30
	20 MHz	LCH	QPSK	RB100#0	17.903	19.407	19.31
			16-QAM	RB100#0	17.96	19.358	19.32
		MCH	QPSK	RB100#0	17.898	19.408	19.33
			16-QAM	RB100#0	17.907	19.388	19.34
		HCH	QPSK	RB100#0	17.93	19.409	19.35
			16-QAM	RB100#0	17.902	19.432	19.36

Test Channel	Modulation	PCC RB		SCC RB		Measured 99% Occupied Bandwidth (MHz)	Measured - 26 dB Occupied Bandwidth (MHz)	Refer to Plot[Note2]
		Size	Offset	Size	Offset			
CA_7C								
10MHz+20MHz								
Mid	QPSK	50	0	100	0	27.86	29.65	20.1
	16-QAM	50	0	100	0	27.74	29.52	20.2
20MHz+10MHz								
Mid	QPSK	100	0	50	0	27.87	29.73	20.3
	16-QAM	100	0	50	0	27.8	29.54	20.4
15MHz+15MHz								
Mid	QPSK	75	0	75	0	28.43	30.45	20.5
	16-QAM	75	0	75	0	28.45	30.36	20.6
15MHz+20MHz								
Mid	QPSK	75	0	100	0	32.75	34.93	20.7
	16-QAM	75	0	100	0	32.64	34.78	20.8
20MHz+15MHz								
Mid	QPSK	100	0	75	0	32.7	34.85	20.9
	16-QAM	100	0	75	0	32.7	34.8	20.10
20MHz+20MHz								
Mid	QPSK	100	0	100	0	37.69	40.03	20.11
	16-QAM	100	0	100	0	37.58	40.09	20.12

Test Channel	Modulation	PCC RB		SCC RB		Measured 99% Occupied Bandwidth (MHz)	Measured - 26 dB Occupied Bandwidth (MHz)	Refer to Plot[Note2]
		Size	Offset	Size	Offset			
CA_38C								
15MHz+15MHz								
Mid	QPSK	75	0	75	0	28.42	31.35	21.1
	16-QAM	75	0	75	0	28.48	31.9	21.2
20MHz+20MHz								
Mid	QPSK	100	0	100	0	37.69	43.53	21.3
	16-QAM	100	0	100	0	37.57	41.59	21.4

NR Mode Test Data

Test Band	NR Test Bandwidth	Test Channel	Test Mode	NR UL RB No.	NR UL RB Pos.	Measured 99% Occupied Bandwidth (MHz)	Measured -26 dB Occupied Bandwidth (MHz)	Verdict	Refer to Plot Note2
n5	5 MHz	LCH	QPSK	25	0	4.48	4.96	Pass	22.1
		MCH	QPSK	25	0	4.48	4.97	Pass	22.2
		HCH	QPSK	25	0	4.48	4.98	Pass	22.3
	10 MHz	LCH	QPSK	52	0	9.26	9.76	Pass	22.4
		MCH	QPSK	52	0	9.26	9.72	Pass	22.5
		HCH	QPSK	52	0	9.26	9.69	Pass	22.6
	15 MHz	LCH	QPSK	79	0	14.07	14.58	Pass	22.7
		MCH	QPSK	79	0	14.07	14.57	Pass	22.8
		HCH	QPSK	79	0	14.07	14.56	Pass	22.9
	20 MHz	LCH	QPSK	106	0	18.86	19.48	Pass	22.10
		MCH	QPSK	106	0	18.85	19.42	Pass	22.11
		HCH	QPSK	106	0	18.85	19.44	Pass	22.12
n7	5 MHz	LCH	QPSK	25	0	4.48	4.98	Pass	23.1
		MCH	QPSK	25	0	4.51	4.98	Pass	23.2
		HCH	QPSK	25	0	4.49	5.1	Pass	23.3
	10 MHz	LCH	QPSK	52	0	9.26	9.69	Pass	23.4
		MCH	QPSK	52	0	9.27	9.69	Pass	23.5
		HCH	QPSK	52	0	9.26	9.77	Pass	23.6
	15 MHz	LCH	QPSK	79	0	14.07	14.58	Pass	23.7
		MCH	QPSK	79	0	14.08	14.58	Pass	23.8
		HCH	QPSK	79	0	14.09	14.57	Pass	23.9
	20 MHz	LCH	QPSK	106	0	18.87	19.42	Pass	23.10
		MCH	QPSK	106	0	18.87	19.42	Pass	23.11
		HCH	QPSK	106	0	18.86	19.43	Pass	23.12
	25 MHz	LCH	QPSK	133	0	24.16	26.38	Pass	23.13
		MCH	QPSK	133	0	24.17	27.96	Pass	23.14
		HCH	QPSK	133	0	24.16	26.31	Pass	23.15
	30 MHz	LCH	QPSK	160	0	28.87	31.27	Pass	23.16
		MCH	QPSK	160	0	28.98	33.95	Pass	23.17
		HCH	QPSK	160	0	28.95	31.28	Pass	23.18
	40 MHz	LCH	QPSK	216	0	38.69	41.37	Pass	23.19
		MCH	QPSK	216	0	38.72	41.34	Pass	23.20
		HCH	QPSK	216	0	38.75	41.34	Pass	23.21
	50 MHz	LCH	QPSK	270	0	48.35	51.02	Pass	23.22
		MCH	QPSK	270	0	48.38	51	Pass	23.23
		HCH	QPSK	270	0	48.38	51.01	Pass	23.24
n66	5 MHz	LCH	QPSK	25	0	4.49	5	Pass	24.1

Test Band	NR Test Bandwidth	Test Channel	Test Mode	NR UL RB No.	NR UL RB Pos.	Measured 99% Occupied Bandwidth (MHz)	Measured -26 dB Occupied Bandwidth (MHz)	Verdict	Refer to Plot Note2
		MCH	QPSK	25	0	4.49	5.04	Pass	24.2
		HCH	QPSK	25	0	4.49	4.98	Pass	24.3
	10 MHz	LCH	QPSK	52	0	9.26	9.66	Pass	24.4
		MCH	QPSK	52	0	9.27	9.7	Pass	24.5
		HCH	QPSK	52	0	9.27	9.73	Pass	24.6
	15 MHz	LCH	QPSK	79	0	14.08	14.62	Pass	24.7
		MCH	QPSK	79	0	14.09	14.68	Pass	24.8
		HCH	QPSK	79	0	14.09	14.54	Pass	24.9
	20 MHz	LCH	QPSK	106	0	18.86	19.43	Pass	24.10
		MCH	QPSK	106	0	18.88	19.49	Pass	24.11
		HCH	QPSK	106	0	18.88	19.45	Pass	24.12
	25 MHz	LCH	QPSK	133	0	24.1	27.64	Pass	24.13
		MCH	QPSK	133	0	24.17	27.68	Pass	24.14
		HCH	QPSK	133	0	24.17	28.89	Pass	24.15
	30 MHz	LCH	QPSK	160	0	28.81	31.16	Pass	24.16
		MCH	QPSK	160	0	28.88	31.24	Pass	24.17
		HCH	QPSK	160	0	28.84	31.17	Pass	24.18
	40 MHz	LCH	QPSK	216	0	38.7	41.19	Pass	24.19
		MCH	QPSK	216	0	38.77	41.28	Pass	24.20
		HCH	QPSK	216	0	38.73	41.42	Pass	24.21
n38	5 MHz	LCH	QPSK	25	0	4.47	4.92	Pass	25.1
		MCH	QPSK	25	0	4.47	4.93	Pass	25.2
		HCH	QPSK	25	0	4.47	4.89	Pass	25.3
	10 MHz	LCH	QPSK	52	0	9.27	9.74	Pass	25.4
		MCH	QPSK	52	0	9.26	9.77	Pass	25.5
		HCH	QPSK	52	0	9.26	9.67	Pass	25.6
	15 MHz	LCH	QPSK	79	0	14.09	14.5	Pass	25.7
		MCH	QPSK	79	0	14.08	14.55	Pass	25.8
		HCH	QPSK	79	0	14.08	14.59	Pass	25.9
	20 MHz	LCH	QPSK	106	0	18.87	19.49	Pass	25.10
		MCH	QPSK	106	0	18.89	19.41	Pass	25.11
		HCH	QPSK	106	0	18.88	19.46	Pass	25.12
	25 MHz	LCH	QPSK	133	0	24.1	26.2	Pass	25.13
		MCH	QPSK	133	0	24.1	26.18	Pass	25.14
		HCH	QPSK	133	0	24.12	26.16	Pass	25.15
	30 MHz	LCH	QPSK	160	0	28.83	31.05	Pass	25.16
		MCH	QPSK	160	0	28.87	31.13	Pass	25.17
		HCH	QPSK	160	0	28.83	31.08	Pass	25.18

Test Band	NR Test Bandwidth	Test Channel	Test Mode	NR UL RB No.	NR UL RB Pos.	Measured 99% Occupied Bandwidth (MHz)	Measured -26 dB Occupied Bandwidth (MHz)	Verdict	Refer to Plot Note2
	40 MHz	LCH	QPSK	216	0	38.69	41.33	Pass	25.19
		MCH	QPSK	216	0	38.7	41.32	Pass	25.20
		HCH	QPSK	216	0	38.71	41.25	Pass	25.21
n41	10 MHz	LCH	QPSK	52	0	9.26	9.69	Pass	26.1
		MCH	QPSK	52	0	9.27	9.64	Pass	26.2
		HCH	QPSK	52	0	9.27	9.76	Pass	26.3
	15 MHz	LCH	QPSK	79	0	14.09	14.56	Pass	26.4
		MCH	QPSK	79	0	14.09	14.55	Pass	26.5
		HCH	QPSK	79	0	14.09	14.55	Pass	26.6
	20 MHz	LCH	QPSK	106	0	18.89	19.46	Pass	26.7
		MCH	QPSK	106	0	18.88	19.51	Pass	26.8
		HCH	QPSK	106	0	18.88	19.53	Pass	26.9
	30 MHz	LCH	QPSK	160	0	28.79	31.11	Pass	26.10
		MCH	QPSK	160	0	28.8	31.08	Pass	26.11
		HCH	QPSK	160	0	28.82	31.05	Pass	26.12
	40 MHz	LCH	QPSK	216	0	38.67	41.18	Pass	26.13
		MCH	QPSK	216	0	38.72	41.19	Pass	26.14
		HCH	QPSK	216	0	38.68	41.18	Pass	26.15
	50 MHz	LCH	QPSK	270	0	48.36	51.04	Pass	26.16
		MCH	QPSK	270	0	48.37	51.06	Pass	26.17
		HCH	QPSK	270	0	48.3	50.99	Pass	26.18
	60 MHz	LCH	QPSK	162	0	57.76	61.24	Pass	26.19
		MCH	QPSK	162	0	57.87	60.77	Pass	26.20
		HCH	QPSK	162	0	57.79	60.67	Pass	26.21
	80 MHz	LCH	QPSK	217	0	77.2	80.66	Pass	26.22
		MCH	QPSK	217	0	77.41	80.88	Pass	26.23
		HCH	QPSK	217	0	77.32	80.67	Pass	26.24
	90 MHz	LCH	QPSK	245	0	87.22	90.79	Pass	26.25
		MCH	QPSK	245	0	87.37	90.78	Pass	26.26
		HCH	QPSK	245	0	87.33	90.68	Pass	26.27
	100 MHz	LCH	QPSK	273	0	96.86	100.61	Pass	26.28
		MCH	QPSK	273	0	97.17	100.82	Pass	26.29
		HCH	QPSK	273	0	97.05	100.72	Pass	26.30
n77 (3450-3550 MHz)	10 MHz	LCH	QPSK	52	0	9.26	9.7	Pass	27.1
		MCH	QPSK	52	0	9.26	9.72	Pass	27.2
		HCH	QPSK	52	0	9.27	9.7	Pass	27.3
	15 MHz	LCH	QPSK	79	0	14.09	14.57	Pass	27.4
		MCH	QPSK	79	0	14.09	14.49	Pass	27.5

Test Band	NR Test Bandwidth	Test Channel	Test Mode	NR UL RB No.	NR UL RB Pos.	Measured 99% Occupied Bandwidth (MHz)	Measured -26 dB Occupied Bandwidth (MHz)	Verdict	Refer to Plot Note2
		HCH	QPSK	79	0	14.08	14.46	Pass	27.6
	20 MHz	LCH	QPSK	106	0	18.89	19.49	Pass	27.7
		MCH	QPSK	106	0	18.87	19.45	Pass	27.8
		HCH	QPSK	106	0	18.89	19.48	Pass	27.9
	40 MHz	LCH	QPSK	216	0	38.7	41.15	Pass	27.10
		MCH	QPSK	216	0	38.66	41.15	Pass	27.11
		HCH	QPSK	216	0	38.65	41.14	Pass	27.12
	50 MHz	LCH	QPSK	270	0	48.26	50.98	Pass	27.13
		MCH	QPSK	270	0	48.3	50.94	Pass	27.14
		HCH	QPSK	270	0	48.28	50.93	Pass	27.15
	60 MHz	LCH	QPSK	162	0	57.79	60.84	Pass	27.16
		MCH	QPSK	162	0	57.73	60.86	Pass	27.17
		HCH	QPSK	162	0	57.65	61.01	Pass	27.18
	80 MHz	LCH	QPSK	217	0	77.3	80.67	Pass	27.19
		MCH	QPSK	217	0	77.26	80.8	Pass	27.20
		HCH	QPSK	217	0	77.25	80.66	Pass	27.21
	90 MHz	LCH	QPSK	245	0	87.27	90.65	Pass	27.22
		MCH	QPSK	245	0	87.2	90.59	Pass	27.23
		HCH	QPSK	245	0	87.2	90.79	Pass	27.24
	100 MHz	MCH	QPSK	273	0	97.08	100.63	Pass	27.25
n78 (3450-3550 MHz)	10 MHz	LCH	QPSK	52	0	9.27	9.66	Pass	28.1
		MCH	QPSK	52	0	9.26	9.65	Pass	28.2
		HCH	QPSK	52	0	9.26	9.7	Pass	28.3
	15 MHz	LCH	QPSK	79	0	14.08	14.57	Pass	28.4
		MCH	QPSK	79	0	14.08	14.47	Pass	28.5
		HCH	QPSK	79	0	14.08	14.46	Pass	28.6
	20 MHz	LCH	QPSK	106	0	18.88	19.44	Pass	28.7
		MCH	QPSK	106	0	18.89	19.51	Pass	28.8
		HCH	QPSK	106	0	18.88	19.44	Pass	28.9
	30 MHz	LCH	QPSK	160	0	28.86	31.05	Pass	28.10
		MCH	QPSK	160	0	28.89	31.12	Pass	28.11
		HCH	QPSK	160	0	28.83	31.1	Pass	28.12
	40 MHz	LCH	QPSK	216	0	38.72	41.24	Pass	28.13
		MCH	QPSK	216	0	38.74	41.26	Pass	28.14
		HCH	QPSK	216	0	38.66	41.14	Pass	28.15
	50 MHz	LCH	QPSK	270	0	48.4	51.11	Pass	28.16
		MCH	QPSK	270	0	48.38	50.98	Pass	28.17

Test Band	NR Test Bandwidth	Test Channel	Test Mode	NR UL RB No.	NR UL RB Pos.	Measured 99% Occupied Bandwidth (MHz)	Measured -26 dB Occupied Bandwidth (MHz)	Verdict	Refer to Plot Note2
		HCH	QPSK	270	0	48.26	50.97	Pass	28.18
	60 MHz	LCH	QPSK	162	0	57.94	60.88	Pass	28.19
		MCH	QPSK	162	0	57.89	60.96	Pass	28.20
		HCH	QPSK	162	0	57.81	60.84	Pass	28.21
	70 MHz	LCH	QPSK	189	0	67.58	71.65	Pass	28.22
		MCH	QPSK	189	0	67.47	71.06	Pass	28.23
		HCH	QPSK	189	0	67.39	71.01	Pass	28.24
	80 MHz	LCH	QPSK	217	0	77.56	80.9	Pass	28.25
		MCH	QPSK	217	0	77.5	80.86	Pass	28.26
		HCH	QPSK	217	0	77.49	80.77	Pass	28.27
	90 MHz	LCH	QPSK	245	0	87.51	90.87	Pass	28.28
		MCH	QPSK	245	0	87.48	90.71	Pass	28.29
		HCH	QPSK	245	0	87.45	90.79	Pass	28.30
	100 MHz	MCH	QPSK	273	0	97.36	100.74	Pass	28.31
n77 (3700-3980 MHz)	10 MHz	LCH	QPSK	52	0	9.26	9.67	Pass	29.1
		MCH	QPSK	52	0	9.27	9.7	Pass	29.2
		HCH	QPSK	52	0	9.26	9.69	Pass	29.3
	15 MHz	LCH	QPSK	79	0	14.08	14.55	Pass	29.4
		MCH	QPSK	79	0	14.07	14.55	Pass	29.5
		HCH	QPSK	79	0	14.08	14.55	Pass	29.6
	20 MHz	LCH	QPSK	106	0	18.87	19.5	Pass	29.7
		MCH	QPSK	106	0	18.86	19.38	Pass	29.8
		HCH	QPSK	106	0	18.88	19.46	Pass	29.9
	40 MHz	LCH	QPSK	216	0	38.66	41.19	Pass	29.10
		MCH	QPSK	216	0	38.69	41.29	Pass	29.11
		HCH	QPSK	216	0	38.67	41.23	Pass	29.12
	50 MHz	LCH	QPSK	270	0	48.28	50.92	Pass	29.13
		MCH	QPSK	270	0	48.31	50.97	Pass	29.14
		HCH	QPSK	270	0	48.3	50.98	Pass	29.15
	60 MHz	LCH	QPSK	162	0	57.79	60.78	Pass	29.16
		MCH	QPSK	162	0	57.84	60.8	Pass	29.17
		HCH	QPSK	162	0	57.71	60.83	Pass	29.18
	80 MHz	LCH	QPSK	217	0	77.33	80.81	Pass	29.19
		MCH	QPSK	217	0	77.33	80.82	Pass	29.20
		HCH	QPSK	217	0	77.3	80.71	Pass	29.21
	90 MHz	LCH	QPSK	245	0	87.21	90.66	Pass	29.22
		MCH	QPSK	245	0	87.21	90.77	Pass	29.23

Test Band	NR Test Bandwidth	Test Channel	Test Mode	NR UL RB No.	NR UL RB Pos.	Measured 99% Occupied Bandwidth (MHz)	Measured -26 dB Occupied Bandwidth (MHz)	Verdict	Refer to Plot Note2
		HCH	QPSK	245	0	87.28	90.61	Pass	29.24
	100 MHz	MCH	QPSK	273	0	97.01	100.76	Pass	29.25
n78 (3700-3800 MHz)	10 MHz	LCH	QPSK	52	0	9.26	9.67	Pass	30.1
		MCH	QPSK	52	0	9.26	9.7	Pass	30.2
		HCH	QPSK	52	0	9.26	9.73	Pass	30.3
	15 MHz	LCH	QPSK	79	0	14.08	14.55	Pass	30.4
		MCH	QPSK	79	0	14.08	14.51	Pass	30.5
		HCH	QPSK	79	0	14.08	14.46	Pass	30.6
	20 MHz	LCH	QPSK	106	0	18.87	19.43	Pass	30.7
		MCH	QPSK	106	0	18.89	19.43	Pass	30.8
		HCH	QPSK	106	0	18.88	19.44	Pass	30.9
	30 MHz	LCH	QPSK	160	0	28.82	31.05	Pass	30.10
		MCH	QPSK	160	0	28.82	31.02	Pass	30.11
		HCH	QPSK	160	0	28.8	30.98	Pass	30.12
	40 MHz	LCH	QPSK	216	0	38.68	41.2	Pass	30.13
		MCH	QPSK	216	0	38.68	41.2	Pass	30.14
		HCH	QPSK	216	0	38.65	41.15	Pass	30.15
	50 MHz	LCH	QPSK	270	0	48.31	50.94	Pass	30.16
		MCH	QPSK	270	0	48.32	50.95	Pass	30.17
		HCH	QPSK	270	0	48.3	50.95	Pass	30.18
	60 MHz	LCH	QPSK	162	0	57.81	60.81	Pass	30.19
		MCH	QPSK	162	0	57.78	60.82	Pass	30.20
		HCH	QPSK	162	0	57.79	60.86	Pass	30.21
	70 MHz	LCH	QPSK	189	0	67.29	70.72	Pass	30.22
		MCH	QPSK	189	0	67.33	70.88	Pass	30.23
		HCH	QPSK	189	0	67.29	70.98	Pass	30.24
	80 MHz	LCH	QPSK	217	0	77.31	80.8	Pass	30.25
		MCH	QPSK	217	0	77.3	80.83	Pass	30.26
		HCH	QPSK	217	0	77.3	80.72	Pass	30.27
	90 MHz	LCH	QPSK	245	0	87.24	90.71	Pass	30.28
		MCH	QPSK	245	0	87.28	90.54	Pass	30.29
		HCH	QPSK	245	0	87.2	90.91	Pass	30.30
	100 MHz	MCH	QPSK	273	0	96.92	100.59	Pass	30.31

A.4 Frequency Stability

GSM 850

Test Conditions		Frequency Deviation						Verdict
Power (VDC)	Temperature (°C)	LCH 824.2 MHz		MCH 836.6 MHz		HCH 848.8 MHz		
		Value (Hz)	Limits (Hz)	Value (Hz)	Limits (Hz)	Value (Hz)	Limits (Hz)	
3.89	-30	-8.39	±2060.5	-5.2	±2091.5	-8.59	±2122	Pass
	-20	-7.17		-7.07		-8.07		
	-10	-6.91		-10.98		-8.49		
	0	-5.42		-6.91		-9.91		
	+10	-7.85		-7.17		-9.17		
	+20	-4.1		-8.59		-8.88		
	+25	-11.01		-10.56		-9.85		
	+30	-6.36		-6.91		-6.17		
	+40	-6.59		-6.78		-8.07		
	+50	-9.43		-6.81		-5.84		
4.48	+25	-8.62		-6.59		-7.3		
3.6	+25	-9.2		-6.46		-4.62		

GSM 1900

Test Conditions		Frequency Deviation						Verdict
Power (VDC)	Temperature (°C)	LCH 1850.2 MHz		MCH 1880 MHz		HCH 1909.8 MHz		
		Value (Hz)	Limits (Hz)	Value (Hz)	Limits (Hz)	Value (Hz)	Limits (Hz)	
3.89	-30	-12.72	±4625.5	-11.91	±4700.0	-11.33	±4774.5	Pass
	-20	-11.3		-11.07		-17.4		
	-10	-16.14		-14.59		-15.34		
	0	-16.76		-10.75		-14.69		
	+10	-11.24		-11.66		-12.2		
	+20	-14.17		-14.59		-13.75		
	+25	-15.88		-10.53		-15.01		
	+30	-12.24		-13.5		-11.36		
	+40	-10.72		-6.36		-13.4		
	+50	-14.21		-10.33		-16.5		
4.48	+25	-12.27		-9.75		-8.85		
3.6	+25	-15.88		-14.3		-14.82		

GPRS 850

Test Conditions		Frequency Deviation						Verdict
Power (VDC)	Temperature (°C)	LCH 824.2 MHz		MCH 836.6 MHz		HCH 848.8 MHz		
		Value (Hz)	Limits (Hz)	Value (Hz)	Limits (Hz)	Value (Hz)	Limits (Hz)	
3.89	-30	-11.17	±2060.5	-13.37	±2091.5	-11.98	±2122	Pass
	-20	-9.17		-7.2		-7.33		
	-10	-4.2		-7.07		-6.1		
	0	-8.98		-9.78		-4.58		
	+10	-5.52		-7.17		-7.75		
	+20	-5.88		-7.33		-4.55		
	+25	-10.65		-8.07		-9.36		
	+30	-8.52		-10.72		-8.36		
	+40	-8.27		-7.07		-11.56		
	+50	-4.36		-7.81		-6.84		
4.48	+25	-7.04		-4.55		-9.1		
3.6	+25	-5.42		-11.78		-9.85		

GPRS 1900

Test Conditions		Frequency Deviation						Verdict
Power (VDC)	Temperature (°C)	LCH 1850.2 MHz		MCH 1880 MHz		HCH 1909.8 MHz		
		Value (Hz)	Limits (Hz)	Value (Hz)	Limits (Hz)	Value (Hz)	Limits (Hz)	
3.89	-30	-24.44	±4625.5	-27.54	±4700.0	-24.54	±4774.5	Pass
	-20	-16.01		-11.91		-6.84		
	-10	-13.3		-11.36		-9.3		
	0	-11.75		-8.39		-9.01		
	+10	-9.1		-11.3		-8.49		
	+20	-10.4		-6.1		-8.72		
	+25	-10.14		-11.2		-7.97		
	+30	-5.36		-13.75		-10.17		
	+40	-13.92		-10.94		-11.33		
	+50	-14.75		-8.07		-9.56		
4.48	+25	-9.62		-10.27		-9.75		
3.6	+25	-8.39		-11.3		-16.59		

EGPRS 850

Test Conditions		Frequency Deviation						Verdict
Power (VDC)	Temperature (°C)	LCH 824.2 MHz		MCH 836.6 MHz		HCH 848.8 MHz		
		Value (Hz)	Limits (Hz)	Value (Hz)	Limits (Hz)	Value (Hz)	Limits (Hz)	
3.89	-30	-16.21	±2060.5	-15.82	±2091.5	-14.95	±2122	Pass
	-20	-15.59		-12.56		-15.56		
	-10	-10.53		-8.07		-11.01		
	0	-13.46		-14.59		-13.37		
	+10	-17.01		-14.92		-14.5		
	+20	-16.76		-14.63		-15.98		
	+25	-12.2		-14.37		-13.33		
	+30	-13.69		-15.76		-11.69		
	+40	-13.04		-13.59		-15.95		
	+50	-16.76		-19.89		-16.37		
4.48	+25	-11.36		-16.59		-14.17		
3.6	+25	-18.14		-15.69		-16.82		

EGPRS 1900

Test Conditions		Frequency Deviation						Verdict
Power (VDC)	Temperature (°C)	LCH 1850.2 MHz		MCH 1880 MHz		HCH 1909.8 MHz		
		Value (Hz)	Limits (Hz)	Value (Hz)	Limits (Hz)	Value (Hz)	Limits (Hz)	
3.89	-30	-20.08	±4625.5	-20.24	±4700.0	-20.4	±4774.5	Pass
	-20	-26.25		-24.38		-20.34		
	-10	-20.95		-21.95		-18.02		
	0	-20.31		-21.02		-23.6		
	+10	-20.34		-16.95		-17.11		
	+20	-19.21		-16.76		-20.37		
	+25	-23.5		-20.15		-19.37		
	+30	-20.15		-21.02		-18.53		
	+40	-18.89		-20.6		-22.57		
	+50	-30.41		-22.18		-25.25		
4.48	+25	-29.54		-27.96		-33.71		
3.6	+25	-18.27		-19.66		-19.05		

WCDMA Band 2

Test Conditions		Frequency Deviation						Verdict
Power (VDC)	Temperature (°C)	LCH 1852.4 MHz		MCH 1880 MHz		HCH 1907.6 MHz		
		Value (Hz)	Limits (Hz)	Value (Hz)	Limits (Hz)	Value (Hz)	Limits (Hz)	
3.89	-30	16.39	±4631	11.8	±4700	6.33	±4769	Pass
	-20	15.4		10.1		3.91		
	-10	14.91		10.54		-1.09		
	0	14.93		7.72		0.69		
	+10	15.21		7.4		4.52		
	+20	10.98		3.52		0.07		
	+25	7.68		4.34		2.07		
	+30	7.94		4.24		0.64		
	+40	6.79		4.27		1.07		
	+50	9.05		6.39		-0.79		
4.48	+25	10.19		7.93		0.12		
3.6	+25	10.08		6.04		-1.24		

WCDMA Band 4

Test Conditions		Frequency Deviation						Verdict
Power (VDC)	Temperature (°C)	LCH 1712.4 MHz		MCH 1732.4 MHz		HCH 1752.6 MHz		
		Value (Hz)	Limits (Hz)	Value (Hz)	Limits (Hz)	Value (Hz)	Limits (Hz)	
3.89	-30	13.51	±4281	5.27	±4331	-0.65	±4381.5	Pass
	-20	10.21		2.9		-3.52		
	-10	5.65		2.15		-4.98		
	0	8.4		1.88		-4.24		
	+10	10.24		2.9		-5.06		
	+20	9.53		3.63		-5.56		
	+25	10.86		2.8		-4.88		
	+30	10.98		4.21		-5.66		
	+40	9.91		3.47		-4.12		
	+50	11.51		3.2		-5.59		
4.48	+25	10.54		2.55		-4.72		
3.6	+25	9.93		3.43		-4.86		

WCDMA Band B5

Test Conditions		Frequency Deviation						Verdict
Power (VDC)	Temperature (°C)	LCH 826.4 MHz		MCH 836.4 MHz		HCH 846.6 MHz		
		Value (Hz)	Limits (Hz)	Value (Hz)	Limits (Hz)	Value (Hz)	Limits (Hz)	
3.89	-30	1.8	±2066	2.96	±2091	3.35	±2116.5	Pass
	-20	0.7		2.77		2.65		
	-10	2.26		3.65		2.21		
	0	1.99		2.47		2.32		
	+10	1.31		2.83		0.99		
	+20	0.44		3.29		2.46		
	+25	0.19		2.14		1.91		
	+30	0.45		3.6		1.09		
	+40	1.24		2.58		0.49		
	+50	0.04		2.6		1.57		
4.48	+25	1.52		2.9		0.49		
3.6	+25	-0.2		3.27		1.42		

LTE Band 2 QPSK 10 MHz

Test Conditions		Frequency Deviation		Verdict
Power (VDC)	Temperature (°C)	MCH 1880 MHz		
		Value(Hz)	Limits (Hz)	
3.89	-30	-6.61	±4700	Pass
	-20	0.53		
	-10	1.77		
	0	1.69		
	+10	0.99		
	+20	-1.76		
	+25	7.41		
	+30	-1.3		
	+40	-1.19		
	+50	-0.87		
4.48	+25	3.53		
3.6	+25	2.88		

LTE Band 2 16QAM 10 MHz

Test Conditions		Frequency Deviation		Verdict
Power (VDC)	Temperature (°C)	MCH 1880 MHz		
		Value(Hz)	Limits (Hz)	
3.89	-30	-17.57	±4700	Pass
	-20	3.95		
	-10	-2.36		
	0	1.59		
	+10	-2.59		
	+20	5.75		
	+25	-0.06		
	+30	8.4		
	+40	0.06		
	+50	-2.46		
4.48	+25	1.09		
3.6	+25	4.26		

LTE Band 4 QPSK 10 MHz

Test Conditions		Frequency Deviation		Verdict
Power (VDC)	Temperature (°C)	MCH 1732.5 MHz		
		Value(Hz)	Limits (Hz)	
3.89	-30	-2.4	±4331.25	Pass
	-20	-6.48		
	-10	2.09		
	0	-1.67		
	+10	1.03		
	+20	3.58		
	+25	1.53		
	+30	1.73		
	+40	2.82		
	+50	-3.1		
4.48	+25	-1.96		
3.6	+25	0.19		

LTE Band 4 16QAM 10 MHz

Test Conditions		Frequency Deviation		Verdict
Power (VDC)	Temperature (°C)	MCH 1732.5 MHz		
		Value(Hz)	Limits (Hz)	
3.89	-30	-14.93	±4331.25	Pass
	-20	-0.72		
	-10	-1.6		
	0	-2.59		
	+10	-0.01		
	+20	2.26		
	+25	-9.71		
	+30	-3.45		
	+40	-3.08		
	+50	2.88		
4.48	+25	5.45		
3.6	+25	-3.2		

LTE Band 5 QPSK 10 MHz

Test Conditions		Frequency Deviation		Verdict
Power (VDC)	Temperature (°C)	MCH 836.5 MHz		
		Value(Hz)	Limits (Hz)	
3.89	-30	-1.75	±2091.25	Pass
	-20	-1.7		
	-10	-2.19		
	0	-1.24		
	+10	-3.69		
	+20	0.11		
	+25	0.06		
	+30	-1.54		
	+40	-1.8		
	+50	-2.37		
4.48	+25	1.52		
3.6	+25	-2.4		

LTE Band 5 16QAM 10 MHz

Test Conditions		Frequency Deviation		Verdict
Power (VDC)	Temperature (°C)	MCH 836.5 MHz		
		Value(Hz)	Limits (Hz)	
3.89	-30	1.95	±2091.25	Pass
	-20	-2.42		
	-10	-3.86		
	0	0.59		
	+10	1.47		
	+20	-0.36		
	+25	0.83		
	+30	-0.97		
	+40	-1.37		
	+50	0.73		
4.48	+25	-1.07		
3.6	+25	-0.23		

LTE Band 7 QPSK 10 MHz

Test Conditions		Frequency Deviation		Verdict
Power (VDC)	Temperature (°C)	MCH 2535 MHz		
		Value(Hz)	Limits (Hz)	
3.89	-30	11.9	±6337.5	Pass
	-20	-3.49		
	-10	1.56		
	0	3.6		
	+10	-9.17		
	+20	6.72		
	+25	2.37		
	+30	-1.09		
	+40	8.24		
	+50	-3.33		
4.48	+25	-4.72		
3.6	+25	-7.08		

LTE Band 7 16-QAM 10 MHz

Test Conditions		Frequency Deviation		Verdict
Power (VDC)	Temperature (°C)	MCH 2535 MHz		
		Value(Hz)	Limits (Hz)	
3.89	-30	-2.98	±6337.5	Pass
	-20	-0.9		
	-10	5.71		
	0	-1.4		
	+10	4.11		
	+20	-1.26		
	+25	-8.73		
	+30	3.48		
	+40	-4.25		
	+50	-6.94		
4.48	+25	-13.03		
3.6	+25	-0.72		

LTE Band 12 QPSK 10 MHz

Test Conditions		Frequency Deviation		Verdict
Power (VDC)	Temperature (°C)	MCH 707.5 MHz		
		Value(Hz)	Limits (Hz)	
3.89	-30	2.33	±1768.75	Pass
	-20	1.13		
	-10	0.8		
	0	1.32		
	+10	0.96		
	+20	-0.46		
	+25	2.09		
	+30	1.42		
	+40	-0.46		
	+50	1.96		
4.48	+25	-1.1		
3.6	+25	0.37		

LTE Band 12 16QAM10 MHz

Test Conditions		Frequency Deviation		Verdict
Power (VDC)	Temperature (°C)	MCH 707.5 MHz		
		Value(Hz)	Limits (Hz)	
3.89	-30	0.59	±1768.75	Pass
	-20	0.29		
	-10	-1.69		
	0	-2.45		
	+10	3.45		
	+20	0.43		
	+25	-0.74		
	+30	-0.44		
	+40	-0.57		
	+50	-1.29		
4.48	+25	-2.02		
3.6	+25	-4.19		

LTE Band 13 QPSK 10 MHz

Test Conditions		Frequency Deviation		Verdict
Power (VDC)	Temperature (°C)	MCH 782 MHz		
		Value (Hz)	Limits (Hz)	
3.89	-30	-0.92	±1955	Pass
	-20	-1.6		
	-10	1.3		
	0	1.67		
	+10	-1.06		
	+20	1.3		
	+25	-0.56		
	+30	-0.09		
	+40	-0.07		
	+50	-0.09		
4.48	+25	-0.72		
3.6	+25	0.77		

LTE Band 13 16QAM10 MHz

Test Conditions		Frequency Deviation		Verdict
Power (VDC)	Temperature (°C)	MCH 782 MHz		
		Value (Hz)	Limits (Hz)	
3.89	-30	-0.46	±1955	Pass
	-20	2.75		
	-10	-0.44		
	0	1.34		
	+10	-0.67		
	+20	-2.02		
	+25	-2.23		
	+30	0.53		
	+40	-0.66		
	+50	1.13		
4.48	+25	0.86		
3.6	+25	2.22		

LTE Band 17 QPSK 10 MHz

Test Conditions		Frequency Deviation		Verdict
Power (VDC)	Temperature (°C)	MCH 710 MHz		
		Value(Hz)	Limits (Hz)	
3.89	-30	-2.43	±1775	Pass
	-20	-5.92		
	-10	0.14		
	0	-3.18		
	+10	-1.02		
	+20	-0.33		
	+25	-0.8		
	+30	0.29		
	+40	-1.14		
	+50	2.05		
4.48	+25	1.62		
3.6	+25	-0.67		

LTE Band 17 16QAM10 MHz

Test Conditions		Frequency Deviation		Verdict
Power (VDC)	Temperature (°C)	MCH 710 MHz		
		Value(Hz)	Limits (Hz)	
3.89	-30	-0.87	±1775	Pass
	-20	0.5		
	-10	-2.1		
	0	-0.31		
	+10	-3.28		
	+20	-2.79		
	+25	-0.96		
	+30	-2.86		
	+40	-2.73		
	+50	-2.86		
4.48	+25	-2.56		
3.6	+25	0.27		

LTE Band 26 (Part90) QPSK 10 MHz

Test Conditions		Frequency Deviation		Verdict
Power (VDC)	Temperature (°C)	MCH 819 MHz		
		Value(Hz)	Limits (Hz)	
3.89	-30	-0.41	±2047.5	Pass
	-20	1.86		
	-10	1.36		
	0	-0.19		
	+10	-0.1		
	+20	-1.29		
	+25	-1		
	+30	-0.5		
	+40	-2.16		
	+50	-0.43		
4.48	+25	-0.29		
3.6	+25	-1.22		

LTE Band 26 (Part90) 16QAM 10 MHz

Test Conditions		Frequency Deviation		Verdict
Power (VDC)	Temperature (°C)	MCH 819 MHz		
		Value(Hz)	Limits (Hz)	
3.89	-30	1.43	±2047.5	Pass
	-20	-0.44		
	-10	0.07		
	0	-0.19		
	+10	3.76		
	+20	-0.44		
	+25	-2.75		
	+30	-1.92		
	+40	-0.74		
	+50	-0.59		
4.48	+25	-0.16		
3.6	+25	-0.77		

LTE Band 26 (Part22) QPSK 10 MHz

Test Conditions		Frequency Deviation		Verdict
Power (VDC)	Temperature (°C)	MCH 836.5 MHz		
		Value(Hz)	Limits (Hz)	
3.89	-30	-3.68	±2091.25	Pass
	-20	-2.3		
	-10	-1.46		
	0	-2.63		
	+10	-0.13		
	+20	-1.14		
	+25	-2.39		
	+30	-4.09		
	+40	-2.17		
	+50	-6.41		
4.48	+25	1.19		
3.6	+25	-0.72		

LTE Band 26 (Part22) 16QAM 10 MHz

Test Conditions		Frequency Deviation		Verdict
Power (VDC)	Temperature (°C)	MCH 836.5 MHz		
		Value(Hz)	Limits (Hz)	
3.89	-30	-3.23	±2091.25	Pass
	-20	-4.55		
	-10	-4.05		
	0	-1.02		
	+10	-1.16		
	+20	-2.7		
	+25	-0.06		
	+30	0.54		
	+40	-2.2		
	+50	1.42		
4.48	+25	-2.15		
3.6	+25	-1.96		

LTE Band 38 QPSK 10 MHz

Test Conditions		Frequency Deviation		Verdict
Power (VDC)	Temperature (°C)	MCH 2595 MHz		
		Value(Hz)	Limits (Hz)	
3.89	-30	4.31	±6487.5	Pass
	-20	-1.32		
	-10	2.26		
	0	1.12		
	+10	3.28		
	+20	2		
	+25	0.01		
	+30	3.56		
	+40	2.99		
	+50	1.32		
4.48	+25	2.26		
3.6	+25	-0.56		

LTE Band 38 16QAM10 MHz

Test Conditions		Frequency Deviation		Verdict
Power (VDC)	Temperature (°C)	MCH 2595 MHz		
		Value(Hz)	Limits (Hz)	
3.89	-30	-0.51	±6487.5	Pass
	-20	-0.79		
	-10	1.73		
	0	0.31		
	+10	1.76		
	+20	2.8		
	+25	2.06		
	+30	-0.92		
	+40	1.8		
	+50	-0.3		
4.48	+25	1.89		
3.6	+25	1.3		

LTE Band 41 QPSK 10 MHz

Test Conditions		Frequency Deviation		Verdict
Power (VDC)	Temperature (°C)	MCH 2593 MHz		
		Value(Hz)	Limits (Hz)	
3.89	-30	4.31	±6482.5	Pass
	-20	0.4		
	-10	-0.74		
	0	1.24		
	+10	2.3		
	+20	-2.85		
	+25	-2.63		
	+30	-1.86		
	+40	-0.56		
	+50	-1.24		
4.48	+25	-1.5		
3.6	+25	0.74		

LTE Band 41 16QAM10 MHz

Test Conditions		Frequency Deviation		Verdict
Power (VDC)	Temperature (°C)	MCH 2593 MHz		
		Value(Hz)	Limits (Hz)	
3.89	-30	1.59	±6482.5	Pass
	-20	2.25		
	-10	-1.12		
	0	-1.95		
	+10	-1.65		
	+20	-1.99		
	+25	-2.66		
	+30	0.09		
	+40	-1.73		
	+50	-5.04		
4.48	+25	4.85		
3.6	+25	0.54		

LTE Band 66 QPSK 10 MHz

Test Conditions		Frequency Deviation		Verdict
Power (VDC)	Temperature (°C)	MCH 1745 MHz		
		Value(Hz)	Limits (Hz)	
3.89	-30	-0.33	±4362.5	Pass
	-20	1.07		
	-10	-2.43		
	0	4.01		
	+10	2.47		
	+20	0.6		
	+25	6.05		
	+30	5.25		
	+40	1.97		
	+50	3.58		
4.48	+25	-4.38		
3.6	+25	-0.5		

LTE Band 66 16QAM10 MHz

Test Conditions		Frequency Deviation		Verdict
Power (VDC)	Temperature (°C)	MCH 1745 MHz		
		Value(Hz)	Limits (Hz)	
3.89	-30	-3.42	±4362.5	Pass
	-20	1.39		
	-10	5.05		
	0	3.59		
	+10	6.88		
	+20	2.7		
	+25	5.42		
	+30	3.29		
	+40	1.54		
	+50	-2.65		
4.48	+25	9.08		
3.6	+25	6.52		

CA_7C QPSK 20MHz+10MHz

Test Conditions		Frequency Deviation				Verdict
Power (VDC)	Temperature (°C)	PCC MCH 2530.1 MHz		SCC MCH 2544.5 MHz		
		Value(Hz)	Limits (Hz)	Value(Hz)	Limits (Hz)	
3.89	-30	-7.9	±6,325.25	8.23	±6,361.25	Pass
	-20	-1.64		1.45		
	-10	1.77		-4.56		
	0	0.83		-4.94		
	+10	-7.6		-15.69		
	+20	18.2		-6.03		
	+25	-6.58		-7.88		
	+30	10.91		-7.15		
	+40	18		1.95		
	+50	-12.31		8.42		
4.48	+25	0.95		3.42		
3.6	+25	9.33		1.85		

CA_7C 16QAM 20MHz+10MHz

Test Conditions		Frequency Deviation				Verdict
Power (VDC)	Temperature (°C)	PCC MCH 2530.1 MHz		SCC MCH 2544.5 MHz		
		Value(Hz)	Limits (Hz)	Value(Hz)	Limits (Hz)	
3.89	-30	16.27	±6,325.25	14.93	±6,361.25	Pass
	-20	1.13		1.63		
	-10	-5.91		21.94		
	0	-9.73		-1.61		
	+10	8.05		23.58		
	+20	17.35		24.07		
	+25	-14.98		6.19		
	+30	-2.44		21.92		
	+40	-3.11		-5.18		
	+50	20.47		0.53		
4.48	+25	11.6		13.08		
3.6	+25	8.72		2.1		

CA_7C QPSK 20MHz+20MHz

Test Conditions		Frequency Deviation				Verdict
Power (VDC)	Temperature (°C)	PCC MCH 2525.1 MHz		SCC MCH 2544.9 MHz		
		Value(Hz)	Limits (Hz)	Value(Hz)	Limits (Hz)	
3.89	-30	14.1	±6,312.75	17.22	±6,362.25	Pass
	-20	-22.28		7.5		
	-10	3.54		15.52		
	0	-11.29		-4.9		
	+10	9.55		-11.19		
	+20	5.88		10		
	+25	8.24		16.16		
	+30	-15.19		-12.99		
	+40	-14.22		8.18		
	+50	-6.27		-5.52		
4.48	+25	17.58		-5.18		
3.6	+25	14.11		-3.88		

CA_7C 16QAM 20MHz+20MHz

Test Conditions		Frequency Deviation				Verdict
Power (VDC)	Temperature (°C)	PCC MCH 2525.1 MHz		SCC MCH 2544.9 MHz		
		Value(Hz)	Limits (Hz)	Value(Hz)	Limits (Hz)	
3.89	-30	-3.52	±6,312.75	2.84	±6,362.25	Pass
	-20	9.37		-9.04		
	-10	-5.39		4.19		
	0	2.74		7.44		
	+10	-0.49		2.97		
	+20	8.42		13.94		
	+25	-16.63		-2.72		
	+30	-8.24		14.57		
	+40	-10.72		-20.49		
	+50	-7.26		-0.82		
4.48	+25	-1.84		-10.88		
3.6	+25	-5.87		2.99		

CA_38C QPSK 15MHz+15MHz

Test Conditions		Frequency Deviation				Verdict
Power (VDC)	Temperature (°C)	PCC MCH 2587.5 MHz		SCC MCH 2602.5 MHz		
		Value(Hz)	Limits (Hz)	Value(Hz)	Limits (Hz)	
3.89	-30	5.88	±6,468.75	13.52	±6,506.25	Pass
	-20	6.51		10.7		
	-10	-1.25		10.27		
	0	4.47		5.29		
	+10	4.05		-5.96		
	+20	3.47		-6.52		
	+25	8.78		-6.40		
	+30	8.12		22.03		
	+40	-17.38		-14.35		
	+50	6.84		-2.57		
4.48	+25	2.12		-6.97		
3.6	+25	6.23		1.51		

CA_38C 16QAM 15MHz+15MHz

Test Conditions		Frequency Deviation				Verdict
Power (VDC)	Temperature (°C)	PCC MCH 2587.5 MHz		SCC MCH 2602.5 MHz		
		Value(Hz)	Limits (Hz)	Value(Hz)	Limits (Hz)	
3.89	-30	-5.86	±6,468.75	-9.98	±6,506.25	Pass
	-20	-3.07		-17.53		
	-10	-0.9		7.69		
	0	7.13		-8.28		
	+10	-1.7		4.38		
	+20	17.04		2.34		
	+25	14.32		-8.08		
	+30	-11.84		3.99		
	+40	-5.88		7.60		
	+50	7.45		-4.55		
4.48	+25	13.55		21.55		
3.6	+25	-8.24		6.24		

CA_38C QPSK 20MHz+20MHz

Test Conditions		Frequency Deviation				Verdict
Power (VDC)	Temperature (°C)	PCC MCH 2585.1 MHz		SCC MCH 2604.9 MHz		
		Value(Hz)	Limits (Hz)	Value(Hz)	Limits (Hz)	
3.89	-30	0.36	±6,462.75	14.51	±6,512.25	Pass
	-20	6.56		-11.47		
	-10	-12.23		6.18		
	0	0.61		-4.31		
	+10	-0.29		-0.73		
	+20	10.87		14.44		
	+25	7.32		2.66		
	+30	7.03		5.68		
	+40	11.95		-14.83		
	+50	-15.49		8.36		
4.48	+25	-0.97		-14.39		
3.6	+25	-8.57		-0.63		

CA_38C 16QAM 20MHz+20MHz

Test Conditions		Frequency Deviation				Verdict
Power (VDC)	Temperature (°C)	PCC MCH 2585.1 MHz		SCC MCH 2604.9 MHz		
		Value(Hz)	Limits (Hz)	Value(Hz)	Limits (Hz)	
3.89	-30	-11.39	±6,462.75	-18.85	±6,512.25	Pass
	-20	1.8		-12.27		
	-10	-1.92		13.17		
	0	-4.75		-6.5		
	+10	-5.75		-6.69		
	+20	9.5		1.27		
	+25	12.75		7		
	+30	-17.07		19.69		
	+40	11.15		-2.31		
	+50	5.03		-1.7		
4.48	+25	-2.23		-1.87		
3.6	+25	-12.85		-11.33		

NR Band n5 QPSK 20 MHz

Test Conditions		Frequency Deviation		Verdict
Power (VDC)	Temperature (°C)	MCH 836.5 MHz		
		Value(Hz)	Limits (Hz)	
3.89	-30	-4.9	±2091.25	Pass
	-20	-8.4		
	-10	-9		
	0	-8.2		
	+10	-8.6		
	+20	-7.9		
	+25	-10.4		
	+30	-10.1		
	+40	-7.7		
	+50	-8.6		
4.48	+25	-8.9		
3.6	+25	-10.6		

NR Band n7 QPSK 50 MHz

Test Conditions		Frequency Deviation		Verdict
Power (VDC)	Temperature (°C)	MCH 2535 MHz		
		Value(Hz)	Limits (Hz)	
3.89	-30	-5.7	±6337.5	Pass
	-20	-8.6		
	-10	-4.5		
	0	-5.1		
	+10	-7		
	+20	5.1		
	+25	-4.4		
	+30	-8		
	+40	-10.6		
	+50	-10		
4.48	+25	-10.3		
3.6	+25	-12.5		

NR Band n38 QPSK 40 MHz

Test Conditions		Frequency Deviation		Verdict
Power (VDC)	Temperature (°C)	MCH 2595 MHz		
		Value(Hz)	Limits (Hz)	
3.89	-30	-13	±6487.5	Pass
	-20	-11.4		
	-10	-8.5		
	0	-8.4		
	+10	-7.7		
	+20	-9.6		
	+25	-8.8		
	+30	-9.8		
	+40	-8.2		
	+50	-7.9		
4.48	+25	-7.1		
3.6	+25	-9.5		

NR Band n41 QPSK 100 MHz

Test Conditions		Frequency Deviation		Verdict
Power (VDC)	Temperature (°C)	MCH 2592.99 MHz		
		Value(Hz)	Limits (Hz)	
3.89	-30	-7	±6482.475	Pass
	-20	-9.1		
	-10	-10.4		
	0	-11.2		
	+10	-6.6		
	+20	-10.3		
	+25	-7.6		
	+30	-8.6		
	+40	-8		
	+50	-9.6		
4.48	+25	-8.7		
3.6	+25	-8.5		

NR Band n66 QPSK 40 MHz

Test Conditions		Frequency Deviation		Verdict
Power (VDC)	Temperature (°C)	MCH 1745 MHz		
		Value(Hz)	Limits (Hz)	
3.89	-30	1.9	±4362.5	Pass
	-20	-4.2		
	-10	1.9		
	0	-2.4		
	+10	1.5		
	+20	2.3		
	+25	-4		
	+30	-1.8		
	+40	-2.1		
	+50	-5.6		
4.48	+25	-5.1		
3.6	+25	-3.4		

NR Band n77 (3450-3500) QPSK 100 MHz

Test Conditions		Frequency Deviation		Verdict
Power (VDC)	Temperature (°C)	MCH 3499.98 MHz		
		Value(Hz)	Limits (Hz)	
3.89	-30	-7.9	±8749.95	Pass
	-20	-10.8		
	-10	-7.3		
	0	-7.6		
	+10	-5.9		
	+20	-8.3		
	+25	-5.6		
	+30	-5.3		
	+40	-8.2		
	+50	-8		
4.48	+25	-4.6		
3.6	+25	-8.4		

NR Band n77 (3700-3980 MHz) QPSK 100 MHz

Test Conditions		Frequency Deviation		Verdict
Power (VDC)	Temperature (°C)	MCH 3840 MHz		
		Value(Hz)	Limits (Hz)	
3.89	-30	-6.3	±9600	Pass
	-20	-8.7		
	-10	-8.6		
	0	-6.7		
	+10	-6.8		
	+20	-11		
	+25	-6.2		
	+30	-9.3		
	+40	-7.9		
	+50	-8.6		
4.48	+25	-6.7		
3.6	+25	-9.2		

NR Band n78 (3450-3550 MHz) QPSK 100 MHz

Test Conditions		Frequency Deviation		Verdict
Power (VDC)	Temperature (°C)	MCH 3499.98 MHz		
		Value(Hz)	Limits (Hz)	
3.89	-30	-7.7	±8749.95	Pass
	-20	-6.1		
	-10	-7.4		
	0	-5.4		
	+10	-5.7		
	+20	-7.4		
	+25	-7.9		
	+30	-6		
	+40	-4.9		
	+50	-7.3		
4.48	+25	-6.6		
3.6	+25	-7.1		

NR Band n78 (3700-3800 MHz) QPSK 100 MHz

Test Conditions		Frequency Deviation		Verdict
Power (VDC)	Temperature (°C)	MCH 3750 MHz		
		Value(Hz)	Limits (Hz)	
3.89	-30	-10.7	±9375	Pass
	-20	-14.4		
	-10	-10.7		
	0	-8.9		
	+10	-9.3		
	+20	-12.8		
	+25	-12		
	+30	-10		
	+40	-10.9		
	+50	-9.2		
4.48	+25	-11.6		
3.6	+25	-14.2		

A.5 Spurious Emission at Antenna Terminals

Note 1: GSM and EGPRS modes have been verified, and only the worst data with different bandwidth for LTE are shown here.

Note 2: The frequencies of verdict which are marked by "N/A" should be ignored because they are UE carrier frequency.

Note 3: Test plots please refer to the document “Annex No.:BL-SZ2380575-501 Data Part 3.pdf”.

Note 4: The disturbance above 26.5GHz was very low, and the above harmonics were the highest point could befound when testing, so only the worst case data displayed in this report.

GSM and WCDMA Mode Test Verdict

Test Band	Test Channel	Refer to Plot[Note3]	Verdict
GSM 850	LCH	1.1	Pass
	MCH	1.2	Pass
	HCH	1.3	Pass
GSM 1900	LCH	2.1	Pass
	MCH	2.2	Pass
	HCH	2.3	Pass
EGPRS 850	LCH	3.1	Pass
	MCH	3.2	Pass
	HCH	3.3	Pass
EGPRS 1900	LCH	4.1	Pass
	MCH	4.2	Pass
	HCH	4.3	Pass
WCDMA Band 2	LCH	5.1	Pass
	MCH	5.2	Pass
	HCH	5.3	Pass
WCDMA Band 4	LCH	6.1	Pass
	MCH	6.2	Pass
	HCH	6.3	Pass
WCDMA Band 5	LCH	7.1	Pass
	MCH	7.2	Pass
	HCH	7.3	Pass

LTE Mode Test Verdict

Test Band	Test Bandwidth	Test Channel	Test Mode	Test RB (Size#Offset)	Refer to Plot[Note3]	Verdict
Band 2	1.4 MHz	LCH	QPSK	RB1#0	8.1	Pass
			16-QAM	RB1#0	8.2	Pass
		MCH	QPSK	RB1#0	8.3	Pass
			16-QAM	RB1#0	8.4	Pass
		HCH	QPSK	RB1#0	8.5	Pass
			16-QAM	RB1#0	8.6	Pass
	3 MHz	LCH	QPSK	RB1#0	8.7	Pass
			16-QAM	RB1#0	8.8	Pass
		MCH	QPSK	RB1#0	8.9	Pass
			16-QAM	RB1#0	8.10	Pass
		HCH	QPSK	RB1#0	8.11	Pass
			16-QAM	RB1#0	8.12	Pass
	5 MHz	LCH	QPSK	RB1#0	8.13	Pass
			16-QAM	RB1#0	8.14	Pass
		MCH	QPSK	RB1#0	8.15	Pass
			16-QAM	RB1#0	8.16	Pass
		HCH	QPSK	RB1#0	8.17	Pass
			16-QAM	RB1#0	8.18	Pass
	10 MHz	LCH	QPSK	RB1#0	8.19	Pass
			16-QAM	RB1#0	8.20	Pass
		MCH	QPSK	RB1#0	8.21	Pass
			16-QAM	RB1#0	8.22	Pass
		HCH	QPSK	RB1#0	8.23	Pass
			16-QAM	RB1#0	8.24	Pass
	15 MHz	LCH	QPSK	RB1#0	8.25	Pass
			16-QAM	RB1#0	8.26	Pass
		MCH	QPSK	RB1#0	8.27	Pass
			16-QAM	RB1#0	8.28	Pass
		HCH	QPSK	RB1#0	8.29	Pass
			16-QAM	RB1#0	8.30	Pass
	20 MHz	LCH	QPSK	RB1#0	8.31	Pass
			16-QAM	RB1#0	8.32	Pass
		MCH	QPSK	RB1#0	8.33	Pass
			16-QAM	RB1#0	8.34	Pass
		HCH	QPSK	RB1#0	8.35	Pass
			16-QAM	RB1#0	8.36	Pass

Test Band	Test Bandwidth	Test Channel	Test Mode	Test RB (Size#Offset)	Refer to Plot[Note3]	Verdict
Band 4	1.4 MHz	LCH	QPSK	RB1#0	9.1	Pass
			16-QAM	RB1#0	9.2	Pass
		MCH	QPSK	RB1#0	9.3	Pass
			16-QAM	RB1#0	9.4	Pass
		HCH	QPSK	RB1#0	9.5	Pass
			16-QAM	RB1#0	9.6	Pass
	3 MHz	LCH	QPSK	RB1#0	9.7	Pass
			16-QAM	RB1#0	9.8	Pass
		MCH	QPSK	RB1#0	9.9	Pass
			16-QAM	RB1#0	9.10	Pass
		HCH	QPSK	RB1#0	9.11	Pass
			16-QAM	RB1#0	9.12	Pass
	5 MHz	LCH	QPSK	RB1#0	9.13	Pass
			16-QAM	RB1#0	9.14	Pass
		MCH	QPSK	RB1#0	9.15	Pass
			16-QAM	RB1#0	9.16	Pass
		HCH	QPSK	RB1#0	9.17	Pass
			16-QAM	RB1#0	9.18	Pass
	10 MHz	LCH	QPSK	RB1#0	9.19	Pass
			16-QAM	RB1#0	9.20	Pass
		MCH	QPSK	RB1#0	9.21	Pass
			16-QAM	RB1#0	9.22	Pass
		HCH	QPSK	RB1#0	9.23	Pass
			16-QAM	RB1#0	9.24	Pass
	15 MHz	LCH	QPSK	RB1#0	9.25	Pass
			16-QAM	RB1#0	9.26	Pass
		MCH	QPSK	RB1#0	9.27	Pass
			16-QAM	RB1#0	9.28	Pass
		HCH	QPSK	RB1#0	9.29	Pass
			16-QAM	RB1#0	9.30	Pass
	20 MHz	LCH	QPSK	RB1#0	9.31	Pass
			16-QAM	RB1#0	9.32	Pass
		MCH	QPSK	RB1#0	9.33	Pass
			16-QAM	RB1#0	9.34	Pass
		HCH	QPSK	RB1#0	9.35	Pass
			16-QAM	RB1#0	9.36	Pass

Test Band	Test Bandwidth	Test Channel	Test Mode	Test RB (Size#Offset)	Refer to Plot[Note3]	Verdict
Band 5	1.4 MHz	LCH	QPSK	RB1#0	10.1	Pass
			16-QAM	RB1#0	10.2	Pass
		MCH	QPSK	RB1#0	10.3	Pass
			16-QAM	RB1#0	10.4	Pass
		HCH	QPSK	RB1#0	10.5	Pass
			16-QAM	RB1#0	10.6	Pass
	3 MHz	LCH	QPSK	RB1#0	10.7	Pass
			16-QAM	RB1#0	10.8	Pass
		MCH	QPSK	RB1#0	10.9	Pass
			16-QAM	RB1#0	10.10	Pass
		HCH	QPSK	RB1#0	10.11	Pass
			16-QAM	RB1#0	10.12	Pass
	5 MHz	LCH	QPSK	RB1#0	10.13	Pass
			16-QAM	RB1#0	10.14	Pass
		MCH	QPSK	RB1#0	10.15	Pass
			16-QAM	RB1#0	10.16	Pass
		HCH	QPSK	RB1#0	10.17	Pass
			16-QAM	RB1#0	10.18	Pass
	10 MHz	LCH	QPSK	RB1#0	10.19	Pass
			16-QAM	RB1#0	10.20	Pass
		MCH	QPSK	RB1#0	10.21	Pass
			16-QAM	RB1#0	10.22	Pass
		HCH	QPSK	RB1#0	10.23	Pass
			16-QAM	RB1#0	10.24	Pass

Test Band	Test Bandwidth	Test Channel	Test Mode	Test RB (Size#Offset)	Refer to Plot[Note3]	Verdict
Band 7	5 MHz	LCH	QPSK	RB1#0	11.1	Pass
			16-QAM	RB1#0	11.2	Pass
		MCH	QPSK	RB1#0	11.3	Pass
			16-QAM	RB1#0	11.4	Pass
		HCH	QPSK	RB1#0	11.5	Pass
			16-QAM	RB1#0	11.6	Pass
	10 MHz	LCH	QPSK	RB1#0	11.7	Pass
			16-QAM	RB1#0	11.8	Pass
		MCH	QPSK	RB1#0	11.9	Pass
			16-QAM	RB1#0	11.10	Pass
		HCH	QPSK	RB1#0	11.11	Pass
			16-QAM	RB1#0	11.12	Pass
	15 MHz	LCH	QPSK	RB1#0	11.13	Pass
			16-QAM	RB1#0	11.14	Pass
		MCH	QPSK	RB1#0	11.15	Pass
			16-QAM	RB1#0	11.16	Pass
		HCH	QPSK	RB1#0	11.17	Pass
			16-QAM	RB1#0	11.18	Pass
	20 MHz	LCH	QPSK	RB1#0	11.19	Pass
			16-QAM	RB1#0	11.20	Pass
		MCH	QPSK	RB1#0	11.21	Pass
			16-QAM	RB1#0	11.22	Pass
		HCH	QPSK	RB1#0	11.23	Pass
			16-QAM	RB1#0	11.24	Pass

Test Band	Test Bandwidth	Test Channel	Test Mode	Test RB (Size#Offset)	Refer to Plot[Note3]	Verdict
Band 12	1.4 MHz	LCH	QPSK	RB1#0	12.1	Pass
			16-QAM	RB1#0	12.2	Pass
		MCH	QPSK	RB1#0	12.3	Pass
			16-QAM	RB1#0	12.4	Pass
		HCH	QPSK	RB1#0	12.5	Pass
			16-QAM	RB1#0	12.6	Pass
	3 MHz	LCH	QPSK	RB1#0	12.7	Pass
			16-QAM	RB1#0	12.8	Pass
		MCH	QPSK	RB1#0	12.9	Pass
			16-QAM	RB1#0	12.10	Pass
		HCH	QPSK	RB1#0	12.11	Pass
			16-QAM	RB1#0	12.12	Pass
	5 MHz	LCH	QPSK	RB1#0	12.13	Pass
			16-QAM	RB1#0	12.14	Pass
		MCH	QPSK	RB1#0	12.15	Pass
			16-QAM	RB1#0	12.16	Pass
		HCH	QPSK	RB1#0	12.17	Pass
			16-QAM	RB1#0	12.18	Pass
	10 MHz	LCH	QPSK	RB1#0	12.19	Pass
			16-QAM	RB1#0	12.20	Pass
		MCH	QPSK	RB1#0	12.21	Pass
			16-QAM	RB1#0	12.22	Pass
		HCH	QPSK	RB1#0	12.23	Pass
			16-QAM	RB1#0	12.24	Pass

Test Band	Test Bandwidth	Test Channel	Test Mode	Test RB (Size#Offset)	Refer to Plot[Note2]	Verdict
Band 13	5 MHz	LCH	QPSK	RB1#0	13.1	Pass
			16-QAM	RB1#0	13.2	Pass
		MCH	QPSK	RB1#0	13.3	Pass
			16-QAM	RB1#0	13.4	Pass
		HCH	QPSK	RB1#0	13.5	Pass
			16-QAM	RB1#0	13.6	Pass
	10 MHz	LCH	QPSK	RB1#0	13.7	Pass
			16-QAM	RB1#0	13.8	Pass

Test Band	Test Bandwidth	Test Channel	Test Mode	Test RB (Size#Offset)	Refer to Plot[Note3]	Verdict
Band 17	5 MHz	LCH	QPSK	RB1#0	14.1	Pass
			16-QAM	RB1#0	14.2	Pass
		MCH	QPSK	RB1#0	14.3	Pass
			16-QAM	RB1#0	14.4	Pass
		HCH	QPSK	RB1#0	14.5	Pass
			16-QAM	RB1#0	14.6	Pass
	10 MHz	LCH	QPSK	RB1#0	14.7	Pass
			16-QAM	RB1#0	14.8	Pass
		MCH	QPSK	RB1#0	14.9	Pass
			16-QAM	RB1#0	14.10	Pass
		HCH	QPSK	RB1#0	14.11	Pass
			16-QAM	RB1#0	14.12	Pass

Test Band	Test Bandwidth	Test Channel	Test Mode	Test RB (Size#Offset)	Refer to Plot[Note3]	Verdict
Band 26 (Part22)	1.4 MHz	LCH	QPSK	RB1#0	15.1	Pass
			16-QAM	RB1#0	15.2	Pass
		MCH	QPSK	RB1#0	15.3	Pass
			16-QAM	RB1#0	15.4	Pass
		HCH	QPSK	RB1#0	15.5	Pass
			16-QAM	RB1#0	15.6	Pass
	3 MHz	LCH	QPSK	RB1#0	15.7	Pass
			16-QAM	RB1#0	15.8	Pass
		MCH	QPSK	RB1#0	15.9	Pass
			16-QAM	RB1#0	15.10	Pass
		HCH	QPSK	RB1#0	15.11	Pass
			16-QAM	RB1#0	15.12	Pass
	5 MHz	LCH	QPSK	RB1#0	15.13	Pass
			16-QAM	RB1#0	15.14	Pass
		MCH	QPSK	RB1#0	15.15	Pass
			16-QAM	RB1#0	15.16	Pass
		HCH	QPSK	RB1#0	15.17	Pass
			16-QAM	RB1#0	15.18	Pass
	10 MHz	LCH	QPSK	RB1#0	15.19	Pass
			16-QAM	RB1#0	15.20	Pass
		MCH	QPSK	RB1#0	15.21	Pass
			16-QAM	RB1#0	15.22	Pass
		HCH	QPSK	RB1#0	15.23	Pass
			16-QAM	RB1#0	15.24	Pass
	15 MHz	LCH	QPSK	RB1#0	15.25	Pass

Test Band	Test Bandwidth	Test Channel	Test Mode	Test RB (Size#Offset)	Refer to Plot[Note3]	Verdict
			16-QAM	RB1#0	15.26	Pass
		MCH	QPSK	RB1#0	15.27	Pass
			16-QAM	RB1#0	15.28	Pass
		HCH	QPSK	RB1#0	15.29	Pass
			16-QAM	RB1#0	15.30	Pass

Test Band	Test Bandwidth	Test Channel	Test Mode	Test RB (Size#Offset)	Refer to Plot[Note3]	Verdict
Band 26 (Part90)	1.4 MHz	LCH	QPSK	RB1#0	16.1	Pass
			16-QAM	RB1#0	16.2	Pass
		MCH	QPSK	RB1#0	16.3	Pass
			16-QAM	RB1#0	16.4	Pass
		HCH	QPSK	RB1#0	16.5	Pass
			16-QAM	RB1#0	16.6	Pass
	3 MHz	LCH	QPSK	RB1#0	16.7	Pass
			16-QAM	RB1#0	16.8	Pass
		MCH	QPSK	RB1#0	16.9	Pass
			16-QAM	RB1#0	16.10	Pass
		HCH	QPSK	RB1#0	16.11	Pass
			16-QAM	RB1#0	16.12	Pass
	5 MHz	LCH	QPSK	RB1#0	16.13	Pass
			16-QAM	RB1#0	16.14	Pass
		MCH	QPSK	RB1#0	16.15	Pass
			16-QAM	RB1#0	16.16	Pass
		HCH	QPSK	RB1#0	16.17	Pass
			16-QAM	RB1#0	16.18	Pass
	10 MHz	MCH	QPSK	RB1#0	16.19	Pass
			16-QAM	RB1#0	16.20	Pass

Test Band	Test Bandwidth	Test Channel	Test Mode	Test RB (Size#Offset)	Refer to Plot[Note3]	Verdict
Band 38	5 MHz	LCH	QPSK	RB1#0	17.1	Pass
			16-QAM	RB1#0	17.2	Pass
		MCH	QPSK	RB1#0	17.3	Pass
			16-QAM	RB1#0	17.4	Pass
		HCH	QPSK	RB1#0	17.5	Pass
			16-QAM	RB1#0	17.6	Pass
	10 MHz	LCH	QPSK	RB1#0	17.7	Pass
			16-QAM	RB1#0	17.8	Pass
		MCH	QPSK	RB1#0	17.9	Pass
			16-QAM	RB1#0	17.10	Pass
		HCH	QPSK	RB1#0	17.11	Pass
			16-QAM	RB1#0	17.12	Pass
	15 MHz	LCH	QPSK	RB1#0	17.13	Pass
			16-QAM	RB1#0	17.14	Pass
		MCH	QPSK	RB1#0	17.15	Pass
			16-QAM	RB1#0	17.16	Pass
		HCH	QPSK	RB1#0	17.17	Pass
			16-QAM	RB1#0	17.18	Pass
	20 MHz	LCH	QPSK	RB1#0	17.19	Pass
			16-QAM	RB1#0	17.20	Pass
		MCH	QPSK	RB1#0	17.21	Pass
			16-QAM	RB1#0	17.22	Pass
		HCH	QPSK	RB1#0	17.23	Pass
			16-QAM	RB1#0	17.24	Pass

Test Band	Test Bandwidth	Test Channel	Test Mode	Test RB (Size#Offset)	Refer to Plot[Note3]	Verdict
Band 41	5 MHz	LCH	QPSK	RB1#0	18.1	Pass
			16-QAM	RB1#0	18.2	Pass
		MCH	QPSK	RB1#0	18.3	Pass
			16-QAM	RB1#0	18.4	Pass
		HCH	QPSK	RB1#0	18.5	Pass
			16-QAM	RB1#0	18.6	Pass
	10 MHz	LCH	QPSK	RB1#0	18.7	Pass
			16-QAM	RB1#0	18.8	Pass
		MCH	QPSK	RB1#0	18.9	Pass
			16-QAM	RB1#0	18.10	Pass
		HCH	QPSK	RB1#0	18.11	Pass
			16-QAM	RB1#0	18.12	Pass
	15 MHz	LCH	QPSK	RB1#0	18.13	Pass
			16-QAM	RB1#0	18.14	Pass
		MCH	QPSK	RB1#0	18.15	Pass
			16-QAM	RB1#0	18.16	Pass
		HCH	QPSK	RB1#0	18.17	Pass
			16-QAM	RB1#0	18.18	Pass
	20 MHz	LCH	QPSK	RB1#0	18.19	Pass
			16-QAM	RB1#0	18.20	Pass
		MCH	QPSK	RB1#0	18.21	Pass
			16-QAM	RB1#0	18.22	Pass
		HCH	QPSK	RB1#0	18.23	Pass
			16-QAM	RB1#0	18.24	Pass

Test Band	Test Bandwidth	Test Channel	Test Mode	Test RB (Size#Offset)	Refer to Plot[Note3]	Verdict
Band 66	1.4 MHz	LCH	QPSK	RB1#0	19.1	Pass
			16-QAM	RB1#0	19.2	Pass
		MCH	QPSK	RB1#0	19.3	Pass
			16-QAM	RB1#0	19.4	Pass
		HCH	QPSK	RB1#0	19.5	Pass
			16-QAM	RB1#0	19.6	Pass
	3 MHz	LCH	QPSK	RB1#0	19.7	Pass
			16-QAM	RB1#0	19.8	Pass
		MCH	QPSK	RB1#0	19.9	Pass
			16-QAM	RB1#0	19.10	Pass
		HCH	QPSK	RB1#0	19.11	Pass
			16-QAM	RB1#0	19.12	Pass
	5 MHz	LCH	QPSK	RB1#0	19.13	Pass
			16-QAM	RB1#0	19.14	Pass
		MCH	QPSK	RB1#0	19.15	Pass
			16-QAM	RB1#0	19.16	Pass
		HCH	QPSK	RB1#0	19.17	Pass
			16-QAM	RB1#0	19.18	Pass
	10 MHz	LCH	QPSK	RB1#0	19.19	Pass
			16-QAM	RB1#0	19.20	Pass
		MCH	QPSK	RB1#0	19.21	Pass
			16-QAM	RB1#0	19.22	Pass
		HCH	QPSK	RB1#0	19.23	Pass
			16-QAM	RB1#0	19.24	Pass
	15 MHz	LCH	QPSK	RB1#0	19.25	Pass
			16-QAM	RB1#0	19.26	Pass
		MCH	QPSK	RB1#0	19.27	Pass
			16-QAM	RB1#0	19.28	Pass
		HCH	QPSK	RB1#0	19.29	Pass
			16-QAM	RB1#0	19.30	Pass
	20 MHz	LCH	QPSK	RB1#0	19.31	Pass
			16-QAM	RB1#0	19.32	Pass
		MCH	QPSK	RB1#0	19.33	Pass
			16-QAM	RB1#0	19.34	Pass
		HCH	QPSK	RB1#0	19.35	Pass
			16-QAM	RB1#0	19.36	Pass

Test Channel	Modulation	PCC RB		SCC RB		Refer to Plot[Note2]	Verdict
		Size	Offset	Size	Offset		
CA_7C							
20MHz+10MHz							
Low	QPSK	1	0	1	49	20.1	Pass
		100	0	50	0	20.2	Pass
	16QAM	1	0	1	49	20.3	Pass
		100	0	50	0	20.4	Pass
Mid	QPSK	1	0	1	49	20.5	Pass
		100	0	50	0	20.6	Pass
	16QAM	1	0	1	49	20.7	Pass
		100	0	50	0	20.8	Pass
High	QPSK	1	0	1	49	20.9	Pass
		100	0	50	0	20.10	Pass
	16QAM	1	0	1	49	20.11	Pass
		100	0	50	0	20.12	Pass
20MHz+20MHz							
Low	QPSK	1	0	1	99	20.13	Pass
		100	0	100	0	20.14	Pass
	16QAM	1	0	1	99	20.15	Pass
		100	0	100	0	20.16	Pass
Mid	QPSK	1	0	1	99	20.17	Pass
		100	0	100	0	20.18	Pass
	16QAM	1	0	1	99	20.19	Pass
		100	0	100	0	20.20	Pass
High	QPSK	1	0	1	99	20.21	Pass
		100	0	100	0	20.22	Pass
	16QAM	1	0	1	99	20.23	Pass
		100	0	100	0	20.24	Pass

Test Channel	Modulation	PCC RB		SCC RB		Refer to Plot[Note2]	Verdict
		Size	Offset	Size	Offset		
CA_38C							
15MHz+15MHz							
Low	QPSK	1	0	1	74	21.1	Pass
		75	0	75	0	21.2	Pass
	16QAM	1	0	1	74	21.3	Pass
		75	0	75	0	21.4	Pass
Mid	QPSK	1	0	1	74	21.5	Pass
		75	0	75	0	21.6	Pass
	16QAM	1	0	1	74	21.7	Pass
		75	0	75	0	21.8	Pass
High	QPSK	1	0	1	74	21.9	Pass
		75	0	75	0	21.10	Pass
	16QAM	1	0	1	74	21.11	Pass
		75	0	75	0	21.12	Pass
20MHz+20MHz							
Low	QPSK	1	99	1	0	21.13	Pass
		100	0	100	0	21.14	Pass
	16QAM	1	99	1	0	21.15	Pass
		100	0	100	0	21.16	Pass
Mid	QPSK	1	99	1	0	21.17	Pass
		100	0	100	0	21.18	Pass
	16QAM	1	99	1	0	21.19	Pass
		100	0	100	0	21.20	Pass
High	QPSK	1	99	1	0	21.21	Pass
		100	0	100	0	21.22	Pass
	16QAM	1	99	1	0	21.23	Pass
		100	0	100	0	21.24	Pass

NR Mode Test Verdict

Test Band	NR Test Bandwidth (MHz)	Test Channel	Test Mode	NR UL RB No.	NR UL RB Pos.	Refer to Plot[Note3]	Verdict
n5	5	LCH	QPSK	25	0	22.1	Pass
			QPSK	1	0	22.2	Pass
			QPSK	1	24	22.3	Pass
		MCH	QPSK	25	0	22.4	Pass
			QPSK	1	0	22.5	Pass
			QPSK	1	24	22.6	Pass
		HCH	QPSK	25	0	22.7	Pass
			QPSK	1	0	22.8	Pass
			QPSK	1	24	22.9	Pass
	15	LCH	QPSK	79	0	22.10	Pass
			QPSK	1	0	22.11	Pass
			QPSK	1	78	22.12	Pass
		MCH	QPSK	79	0	22.13	Pass
			QPSK	1	0	22.14	Pass
			QPSK	1	78	22.15	Pass
		HCH	QPSK	79	0	22.16	Pass
			QPSK	1	0	22.17	Pass
			QPSK	1	78	22.18	Pass
	20	LCH	QPSK	106	0	22.19	Pass
			QPSK	1	0	22.20	Pass
			QPSK	1	105	22.21	Pass
		MCH	QPSK	106	0	22.22	Pass
			QPSK	1	0	22.23	Pass
			QPSK	1	105	22.24	Pass
		HCH	QPSK	106	0	22.25	Pass
			QPSK	1	0	22.26	Pass
			QPSK	1	105	22.27	Pass

Test Band	NR Test Bandwidth (MHz)	Test Channel	Test Mode	NR UL RB No.	NR UL RB Pos.	Refer to Plot[Note3]	Verdict
n7	5	LCH	QPSK	25	0	23.1	Pass
			QPSK	1	0	23.2	Pass
			QPSK	1	24	23.3	Pass
		MCH	QPSK	25	0	23.4	Pass
			QPSK	1	0	23.5	Pass
			QPSK	1	24	23.6	Pass
		HCH	QPSK	25	0	23.7	Pass
			QPSK	1	0	23.8	Pass
			QPSK	1	24	23.9	Pass
	25	LCH	QPSK	133	0	23.10	Pass
			QPSK	1	0	23.11	Pass
			QPSK	1	132	23.12	Pass
		MCH	QPSK	133	0	23.13	Pass
			QPSK	1	0	23.14	Pass
			QPSK	1	132	23.15	Pass
		HCH	QPSK	133	0	23.16	Pass
			QPSK	1	0	23.17	Pass
			QPSK	1	132	23.18	Pass
	50	LCH	QPSK	270	0	23.19	Pass
			QPSK	1	0	23.20	Pass
			QPSK	1	269	23.21	Pass
		MCH	QPSK	270	0	23.22	Pass
			QPSK	1	0	23.23	Pass
			QPSK	1	269	23.24	Pass
		HCH	QPSK	270	0	23.25	Pass
			QPSK	1	0	23.26	Pass
			QPSK	1	269	23.27	Pass

Test Band	NR Test Bandwidth (MHz)	Test Channel	Test Mode	NR UL RB No.	NR UL RB Pos.	Refer to Plot[Note3]	Verdict
n66	5	LCH	QPSK	25	0	24.1	Pass
			QPSK	1	0	24.2	Pass
			QPSK	1	24	24.3	Pass
		MCH	QPSK	25	0	24.4	Pass
			QPSK	1	0	24.5	Pass
			QPSK	1	24	24.6	Pass
		HCH	QPSK	25	0	24.7	Pass
			QPSK	1	0	24.8	Pass
			QPSK	1	24	24.9	Pass
	20	LCH	QPSK	106	0	24.10	Pass
			QPSK	1	0	24.11	Pass
			QPSK	1	105	24.12	Pass
		MCH	QPSK	106	0	24.13	Pass
			QPSK	1	0	24.14	Pass
			QPSK	1	105	24.15	Pass
		HCH	QPSK	106	0	24.16	Pass
			QPSK	1	0	24.17	Pass
			QPSK	1	105	24.18	Pass
	40	LCH	QPSK	216	0	24.19	Pass
			QPSK	1	0	24.20	Pass
			QPSK	1	215	24.21	Pass
		MCH	QPSK	216	0	24.22	Pass
			QPSK	1	0	24.23	Pass
			QPSK	1	215	24.24	Pass
		HCH	QPSK	216	0	24.25	Pass
			QPSK	1	0	24.26	Pass
			QPSK	1	215	24.27	Pass

Test Band	NR Test Bandwidth (MHz)	Test Channel	Test Mode	NR UL RB No.	NR UL RB Pos.	Refer to Plot[Note3]	Verdict
n38	5	LCH	QPSK	25	0	25.1	Pass
			QPSK	1	0	25.2	Pass
			QPSK	1	24	25.3	Pass
		MCH	QPSK	25	0	25.4	Pass
			QPSK	1	0	25.5	Pass
			QPSK	1	24	25.6	Pass
		HCH	QPSK	25	0	25.7	Pass
			QPSK	1	0	25.8	Pass
			QPSK	1	24	25.9	Pass
	20	LCH	QPSK	106	0	25.10	Pass
			QPSK	1	0	25.11	Pass
			QPSK	1	105	25.12	Pass
		MCH	QPSK	106	0	25.13	Pass
			QPSK	1	0	25.14	Pass
			QPSK	1	105	25.15	Pass
		HCH	QPSK	106	0	25.16	Pass
			QPSK	1	0	25.17	Pass
			QPSK	1	105	25.18	Pass
	40	LCH	QPSK	216	0	25.19	Pass
			QPSK	1	0	25.20	Pass
			QPSK	1	215	25.21	Pass
		MCH	QPSK	216	0	25.22	Pass
			QPSK	1	0	25.23	Pass
			QPSK	1	215	25.24	Pass
		HCH	QPSK	216	0	25.25	Pass
			QPSK	1	0	25.26	Pass
			QPSK	1	215	25.27	Pass

Test Band	NR Test Bandwidth (MHz)	Test Channel	Test Mode	NR UL RB No.	NR UL RB Pos.	Refer to Plot[Note3]	Verdict
n41	10	LCH	QPSK	52	0	26.1	Pass
			QPSK	1	0	26.2	Pass
			QPSK	1	51	26.3	Pass
		MCH	QPSK	52	0	26.4	Pass
			QPSK	1	0	26.5	Pass
			QPSK	1	51	26.6	Pass
		HCH	QPSK	52	0	26.7	Pass
			QPSK	1	0	26.8	Pass
			QPSK	1	51	26.9	Pass
	60	LCH	QPSK	162	0	26.10	Pass
			QPSK	1	0	26.11	Pass
			QPSK	1	161	26.12	Pass
		MCH	QPSK	162	0	26.13	Pass
			QPSK	1	0	26.14	Pass
			QPSK	1	161	26.15	Pass
		HCH	QPSK	162	0	26.16	Pass
			QPSK	1	0	26.17	Pass
			QPSK	1	161	26.18	Pass
	100	LCH	QPSK	273	0	26.19	Pass
			QPSK	1	0	26.20	Pass
			QPSK	1	272	26.21	Pass
		MCH	QPSK	273	0	26.22	Pass
			QPSK	1	0	26.23	Pass
			QPSK	1	272	26.24	Pass
		HCH	QPSK	273	0	26.25	Pass
			QPSK	1	0	26.26	Pass
			QPSK	1	272	26.27	Pass

Test Band	NR Test Bandwidth (MHz)	Test Channel	Test Mode	NR UL RB No.	NR UL RB Pos.	Refer to Plot[Note3]	Verdict
n77 （3450-3550 MHz）	10	LCH	QPSK	52	0	27.1	Pass
			QPSK	1	0	27.2	Pass
			QPSK	1	51	27.3	Pass
		MCH	QPSK	52	0	27.4	Pass
			QPSK	1	0	27.5	Pass
			QPSK	1	51	27.6	Pass
		HCH	QPSK	52	0	27.7	Pass
			QPSK	1	0	27.8	Pass
			QPSK	1	51	27.9	Pass
	50	LCH	QPSK	270	0	27.10	Pass
			QPSK	1	0	27.11	Pass
			QPSK	1	269	27.12	Pass
		MCH	QPSK	270	0	27.13	Pass
			QPSK	1	0	27.14	Pass
			QPSK	1	269	27.15	Pass
		HCH	QPSK	270	0	27.16	Pass
			QPSK	1	0	27.17	Pass
			QPSK	1	269	27.18	Pass
	100	MCH	QPSK	273	0	27.19	Pass
			QPSK	1	0	27.20	Pass
			QPSK	1	272	27.21	Pass

Test Band	NR Test Bandwidth (MHz)	Test Channel	Test Mode	NR UL RB No.	NR UL RB Pos.	Refer to Plot[Note3]	Verdict
n77 （3700-3980 MHz）	10	LCH	QPSK	52	0	28.1	Pass
			QPSK	1	0	28.2	Pass
			QPSK	1	51	28.3	Pass
		MCH	QPSK	52	0	28.4	Pass
			QPSK	1	0	28.5	Pass
			QPSK	1	51	28.6	Pass
		HCH	QPSK	52	0	28.7	Pass
			QPSK	1	0	28.8	Pass
			QPSK	1	51	28.9	Pass
	50	LCH	QPSK	270	0	28.10	Pass
			QPSK	1	0	28.11	Pass
			QPSK	1	269	28.12	Pass
		MCH	QPSK	270	0	28.13	Pass
			QPSK	1	0	28.14	Pass
			QPSK	1	269	28.15	Pass
		HCH	QPSK	270	0	28.16	Pass
			QPSK	1	0	28.17	Pass
			QPSK	1	269	28.18	Pass
	100	LCH	QPSK	273	0	28.19	Pass
			QPSK	1	0	28.20	Pass
			QPSK	1	272	28.21	Pass
		MCH	QPSK	273	0	28.22	Pass
			QPSK	1	0	28.23	Pass
			QPSK	1	272	28.24	Pass
		HCH	QPSK	273	0	28.25	Pass
			QPSK	1	0	28.26	Pass
			QPSK	1	272	28.27	Pass

Test Band	NR Test Bandwidth (MHz)	Test Channel	Test Mode	NR UL RB No.	NR UL RB Pos.	Refer to Plot[Note3]	Verdict
n78 （3450-3550 MHz）	10	LCH	QPSK	52	0	29.1	Pass
			QPSK	1	0	29.2	Pass
			QPSK	1	51	29.3	Pass
		MCH	QPSK	52	0	29.4	Pass
			QPSK	1	0	29.5	Pass
			QPSK	1	51	29.6	Pass
		HCH	QPSK	52	0	29.7	Pass
			QPSK	1	0	29.8	Pass
			QPSK	1	51	29.9	Pass
	50	LCH	QPSK	270	0	29.10	Pass
			QPSK	1	0	29.11	Pass
			QPSK	1	269	29.12	Pass
		MCH	QPSK	270	0	29.13	Pass
			QPSK	1	0	29.14	Pass
			QPSK	1	269	29.15	Pass
		HCH	QPSK	270	0	29.16	Pass
			QPSK	1	0	29.17	Pass
			QPSK	1	269	29.18	Pass
	100	MCH	QPSK	273	0	29.19	Pass
			QPSK	1	0	29.20	Pass
			QPSK	1	272	29.21	Pass

Test Band	NR Test Bandwidth (MHz)	Test Channel	Test Mode	NR UL RB No.	NR UL RB Pos.	Refer to Plot[Note3]	Verdict
n78 （3700-3800 MHz）	10	LCH	QPSK	52	0	30.1	Pass
			QPSK	1	0	30.2	Pass
			QPSK	1	51	30.3	Pass
		MCH	QPSK	52	0	30.4	Pass
			QPSK	1	0	30.5	Pass
			QPSK	1	51	30.6	Pass
		HCH	QPSK	52	0	30.7	Pass
			QPSK	1	0	30.8	Pass
			QPSK	1	51	30.9	Pass
	50	LCH	QPSK	270	0	30.10	Pass
			QPSK	1	0	30.11	Pass
			QPSK	1	269	30.12	Pass
		MCH	QPSK	270	0	30.13	Pass
			QPSK	1	0	30.14	Pass
			QPSK	1	269	30.15	Pass
		HCH	QPSK	270	0	30.16	Pass
			QPSK	1	0	30.17	Pass
			QPSK	1	269	30.18	Pass
	100	MCH	QPSK	273	0	30.19	Pass
			QPSK	1	0	30.20	Pass
			QPSK	1	272	30.21	Pass

A.6 Band Edge

Note 1: Test plots please refer to the document “Annex No.:BL-S2380575-501 Data Part 4.pdf”.

GSM and WCDMA Mode Test Verdict

Test Band	Test Channel	Refer to Plot[Note1]	Verdict
GSM 850	LCH	1.1	Pass
	HCH	1.2	Pass
GSM 1900	LCH	2.1	Pass
	HCH	2.2	Pass
EGPRS 850	LCH	3.1	Pass
	HCH	3.2	Pass
EGPRS 1900	LCH	4.1	Pass
	HCH	4.2	Pass
WCDMA Band 2	LCH	5.1	Pass
	HCH	5.2	Pass
WCDMA Band 4	LCH	6.1	Pass
	HCH	6.2	Pass
WCDMA Band 5	LCH	7.1	Pass
	HCH	7.2	Pass

LTE Mode Test Verdict

Test Band	Test Bandwidth	Test Channel	Test Mode	Test RB (Size#Offset)	Refer to Plot[Note1]	Verdict
Band 2	1.4 MHz	LCH	QPSK	RB1#0	8.1	Pass
				RB6#0	8.2	Pass
			16-QAM	RB1#0	8.3	Pass
				RB6#0	8.4	Pass
		HCH	QPSK	RB1#5	8.5	Pass
				RB6#0	8.6	Pass
			16-QAM	RB1#5	8.7	Pass
				RB6#0	8.8	Pass
	3 MHz	LCH	QPSK	RB1#0	8.9	Pass
				RB15#0	8.10	Pass
			16-QAM	RB1#0	8.11	Pass
				RB15#0	8.12	Pass
		HCH	QPSK	RB1#14	8.13	Pass
				RB15#0	8.14	Pass
			16-QAM	RB1#14	8.15	Pass
				RB15#0	8.16	Pass
	5 MHz	LCH	QPSK	RB1#0	8.17	Pass
				RB25#0	8.18	Pass
			16-QAM	RB1#0	8.19	Pass
				RB25#0	8.20	Pass
		HCH	QPSK	RB1#24	8.21	Pass
				RB25#0	8.22	Pass
			16-QAM	RB1#24	8.23	Pass
				RB25#0	8.24	Pass
	10 MHz	LCH	QPSK	RB1#0	8.25	Pass
				RB50#0	8.26	Pass
			16-QAM	RB1#0	8.27	Pass
				RB50#0	8.28	Pass
		HCH	QPSK	RB1#49	8.29	Pass
				RB50#0	8.30	Pass
			16-QAM	RB1#49	8.31	Pass
				RB50#0	8.32	Pass
	15 MHz	LCH	QPSK	RB1#0	8.33	Pass
				RB75#0	8.34	Pass
			16-QAM	RB1#0	8.35	Pass
				RB75#0	8.36	Pass
		HCH	QPSK	RB1#74	8.37	Pass
				RB75#0	8.38	Pass
			16-QAM	RB1#74	8.39	Pass

Test Band	Test Bandwidth	Test Channel	Test Mode	Test RB (Size#Offset)	Refer to Plot[Note1]	Verdict
				RB75#0	8.40	Pass
	20 MHz	LCH	QPSK	RB1#0	8.41	Pass
				RB100#0	8.42	Pass
			16-QAM	RB1#0	8.43	Pass
				RB100#0	8.44	Pass
		HCH	QPSK	RB1#99	8.45	Pass
				RB100#0	8.46	Pass
			16-QAM	RB1#99	8.47	Pass
				RB100#0	8.48	Pass

Test Band	Test Bandwidth	Test Channel	Test Mode	Test RB (Size#Offset)	Refer to Plot[Note1]	Verdict
Band 4	1.4 MHz	LCH	QPSK	RB1#0	9.1	Pass
				RB6#0	9.2	Pass
			16-QAM	RB1#0	9.3	Pass
				RB6#0	9.4	Pass
		HCH	QPSK	RB1#5	9.5	Pass
				RB6#0	9.6	Pass
			16-QAM	RB1#5	9.7	Pass
				RB6#0	9.8	Pass
	3 MHz	LCH	QPSK	RB1#0	9.9	Pass
				RB15#0	9.10	Pass
			16-QAM	RB1#0	9.11	Pass
				RB15#0	9.12	Pass
		HCH	QPSK	RB1#14	9.13	Pass
				RB15#0	9.14	Pass
			16-QAM	RB1#14	9.15	Pass
				RB15#0	9.16	Pass
	5 MHz	LCH	QPSK	RB1#0	9.17	Pass
				RB25#0	9.18	Pass
			16-QAM	RB1#0	9.19	Pass
				RB25#0	9.20	Pass
		HCH	QPSK	RB1#24	9.21	Pass
				RB25#0	9.22	Pass
			16-QAM	RB1#24	9.23	Pass
				RB25#0	9.24	Pass
	10 MHz	LCH	QPSK	RB1#0	9.25	Pass
				RB50#0	9.26	Pass
			16-QAM	RB1#0	9.27	Pass
				RB50#0	9.28	Pass
		HCH	QPSK	RB1#49	9.29	Pass
				RB50#0	9.30	Pass
			16-QAM	RB1#49	9.31	Pass
				RB50#0	9.32	Pass
	15 MHz	LCH	QPSK	RB1#0	9.33	Pass
				RB75#0	9.34	Pass
			16-QAM	RB1#0	9.35	Pass
				RB75#0	9.36	Pass
		HCH	QPSK	RB1#74	9.37	Pass
				RB75#0	9.38	Pass
			16-QAM	RB1#74	9.39	Pass

Test Band	Test Bandwidth	Test Channel	Test Mode	Test RB (Size#Offset)	Refer to Plot[Note1]	Verdict
				RB75#0	9.40	Pass
	20 MHz	LCH	QPSK	RB1#0	9.41	Pass
				RB100#0	9.42	Pass
			16-QAM	RB1#0	9.43	Pass
				RB100#0	9.44	Pass
		HCH	QPSK	RB1#99	9.45	Pass
				RB100#0	9.46	Pass
			16-QAM	RB1#99	9.47	Pass
				RB100#0	9.48	Pass

Test Band	Test Bandwidth	Test Channel	Test Mode	Test RB (Size#Offset)	Refer to Plot[Note1]	Verdict
Band 5	1.4 MHz	LCH	QPSK	RB1#0	10.1	Pass
				RB6#0	10.2	Pass
			16-QAM	RB1#0	10.3	Pass
				RB6#0	10.4	Pass
		HCH	QPSK	RB1#5	10.5	Pass
				RB6#0	10.6	Pass
			16-QAM	RB1#5	10.7	Pass
				RB6#0	10.8	Pass
	3 MHz	LCH	QPSK	RB1#0	10.9	Pass
				RB15#0	10.10	Pass
			16-QAM	RB1#0	10.11	Pass
				RB15#0	10.12	Pass
		HCH	QPSK	RB1#14	10.13	Pass
				RB15#0	10.14	Pass
			16-QAM	RB1#14	10.15	Pass
				RB15#0	10.16	Pass
	5 MHz	LCH	QPSK	RB1#0	10.17	Pass
				RB25#0	10.18	Pass
			16-QAM	RB1#0	10.19	Pass
				RB25#0	10.20	Pass
		HCH	QPSK	RB1#24	10.21	Pass
				RB25#0	10.22	Pass
			16-QAM	RB1#24	10.23	Pass
				RB25#0	10.24	Pass
	10 MHz	LCH	QPSK	RB1#0	10.25	Pass
				RB50#0	10.26	Pass
			16-QAM	RB1#0	10.27	Pass
				RB50#0	10.28	Pass
		HCH	QPSK	RB1#49	10.29	Pass
				RB50#0	10.30	Pass
			16-QAM	RB1#49	10.31	Pass
				RB50#0	10.32	Pass

Test Band	Test Bandwidth	Test Channel	Test Mode	Test RB (Size#Offset)	Refer to Plot[Note1]	Verdict
Band 7	5 MHz	LCH	QPSK	RB1#0	11.1	Pass
				RB25#0	11.2	Pass
			16-QAM	RB1#0	11.3	Pass
				RB25#0	11.4	Pass
		HCH	QPSK	RB1#24	11.5	Pass
				RB25#0	11.6	Pass
			16-QAM	RB1#24	11.7	Pass
				RB25#0	11.8	Pass
	10 MHz	LCH	QPSK	RB1#0	11.9	Pass
				RB50#0	11.10	Pass
			16-QAM	RB1#0	11.11	Pass
				RB50#0	11.12	Pass
		HCH	QPSK	RB1#49	11.13	Pass
				RB50#0	11.14	Pass
			16-QAM	RB1#49	11.15	Pass
				RB50#0	11.16	Pass
	15 MHz	LCH	QPSK	RB1#0	11.17	Pass
				RB75#0	11.18	Pass
			16-QAM	RB1#0	11.19	Pass
				RB75#0	11.20	Pass
		HCH	QPSK	RB1#74	11.21	Pass
				RB75#0	11.22	Pass
			16-QAM	RB1#74	11.23	Pass
				RB75#0	11.24	Pass
	20 MHz	LCH	QPSK	RB1#0	11.25	Pass
				RB100#0	11.26	Pass
			16-QAM	RB1#0	11.27	Pass
				RB100#0	11.28	Pass
		HCH	QPSK	RB1#99	11.29	Pass
				RB100#0	11.30	Pass
			16-QAM	RB1#99	11.31	Pass
				RB100#0	11.32	Pass

Test Band	Test Bandwidth	Test Channel	Test Mode	Test RB (Size#Offset)	Refer to Plot[Note1]	Verdict
Band 12	1.4 MHz	LCH	QPSK	RB1#0	12.1	Pass
				RB6#0	12.2	Pass
			16-QAM	RB1#0	12.3	Pass
				RB6#0	12.4	Pass
		HCH	QPSK	RB1#5	12.5	Pass
				RB6#0	12.6	Pass
			16-QAM	RB1#5	12.7	Pass
				RB6#0	12.8	Pass
	3 MHz	LCH	QPSK	RB1#0	12.9	Pass
				RB15#0	12.10	Pass
			16-QAM	RB1#0	12.11	Pass
				RB15#0	12.12	Pass
		HCH	QPSK	RB1#14	12.13	Pass
				RB15#0	12.14	Pass
			16-QAM	RB1#14	12.15	Pass
				RB15#0	12.16	Pass
	5 MHz	LCH	QPSK	RB1#0	12.17	Pass
				RB25#0	12.18	Pass
			16-QAM	RB1#0	12.19	Pass
				RB25#0	12.20	Pass
		HCH	QPSK	RB1#24	12.21	Pass
				RB25#0	12.22	Pass
			16-QAM	RB1#24	12.23	Pass
				RB25#0	12.24	Pass
	10 MHz	LCH	QPSK	RB1#0	12.25	Pass
				RB50#0	12.26	Pass
			16-QAM	RB1#0	12.27	Pass
				RB50#0	12.28	Pass
		HCH	QPSK	RB1#49	12.29	Pass
				RB50#0	12.30	Pass
			16-QAM	RB1#49	12.31	Pass
				RB50#0	12.32	Pass

Test Band	Test Bandwidth	Test Channel	Test Mode	Test RB (Size#Offset)	Refer to Plot[Note1]	Verdict
Band 13	5 MHz	LCH	QPSK	RB1#0	13.1	Pass
				RB25#0	13.2	Pass
			16-QAM	RB1#0	13.3	Pass
				RB25#0	13.4	Pass
		HCH	QPSK	RB1#24	13.5	Pass
				RB25#0	13.6	Pass
			16-QAM	RB1#24	13.7	Pass
				RB25#0	13.8	Pass
	10 MHz	LCH	QPSK	RB1#0	13.9	Pass
				RB50#0	13.10	Pass
			16-QAM	RB1#0	13.11	Pass
				RB50#0	13.12	Pass
		HCH	QPSK	RB1#49	13.13	Pass
				RB50#0	13.14	Pass
			16-QAM	RB1#49	13.15	Pass
				RB50#0	13.16	Pass

Test Band	Test Bandwidth	Test Channel	Test Mode	Test RB (Size#Offset)	Refer to Plot[Note1]	Verdict
Band 17	5 MHz	LCH	QPSK	RB1#0	14.1	Pass
				RB25#0	14.2	Pass
			16-QAM	RB1#0	14.3	Pass
				RB25#0	14.4	Pass
		HCH	QPSK	RB1#24	14.5	Pass
				RB25#0	14.6	Pass
			16-QAM	RB1#24	14.7	Pass
				RB25#0	14.8	Pass
	10 MHz	LCH	QPSK	RB1#0	14.9	Pass
				RB50#0	14.10	Pass
			16-QAM	RB1#0	14.11	Pass
				RB50#0	14.12	Pass
		HCH	QPSK	RB1#49	14.13	Pass
				RB50#0	14.14	Pass
			16-QAM	RB1#49	14.15	Pass
				RB50#0	14.16	Pass

Test Band	Test Bandwidth	Test Channel	Test Mode	Test RB (Size#Offset)	Refer to Plot[Note1]	Verdict
Band 26 (Part22)	1.4 MHz	LCH	QPSK	RB1#0	15.1	Pass
				RB6#0	15.2	Pass
			16-QAM	RB1#0	15.3	Pass
				RB6#0	15.4	Pass
		HCH	QPSK	RB1#5	15.5	Pass
				RB6#0	15.6	Pass
			16-QAM	RB1#5	15.7	Pass
				RB6#0	15.8	Pass
	3 MHz	LCH	QPSK	RB1#0	15.9	Pass
				RB15#0	15.10	Pass
			16-QAM	RB1#0	15.11	Pass
				RB15#0	15.12	Pass
		HCH	QPSK	RB1#14	15.13	Pass
				RB15#0	15.14	Pass
			16-QAM	RB1#14	15.15	Pass
				RB15#0	15.16	Pass
	5 MHz	LCH	QPSK	RB1#0	15.17	Pass
				RB25#0	15.18	Pass
			16-QAM	RB1#0	15.19	Pass
				RB25#0	15.20	Pass
		HCH	QPSK	RB1#24	15.21	Pass
				RB25#0	15.22	Pass
			16-QAM	RB1#24	15.23	Pass
				RB25#0	15.24	Pass
	10 MHz	LCH	QPSK	RB1#0	15.25	Pass
				RB50#0	15.26	Pass
			16-QAM	RB1#0	15.27	Pass
				RB50#0	15.28	Pass
		HCH	QPSK	RB1#49	15.29	Pass
				RB50#0	15.30	Pass
			16-QAM	RB1#49	15.31	Pass
				RB50#0	15.32	Pass
	15 MHz	LCH	QPSK	RB1#0	15.33	Pass
				RB75#0	15.34	Pass
			16-QAM	RB1#0	15.35	Pass
				RB75#0	15.36	Pass
		HCH	QPSK	RB1#74	15.37	Pass
				RB75#0	15.38	Pass
			16-QAM	RB1#74	15.39	Pass
				RB75#0	15.40	Pass

Test Band	Test Bandwidth	Test Channel	Test Mode	Test RB (Size#Offset)	Refer to Plot[Note1]	Verdict
Band 26 (Part90)	1.4 MHz	LCH	QPSK	RB1#0	16.1	Pass
				RB6#0	16.2	Pass
			16-QAM	RB1#0	16.3	Pass
				RB6#0	16.4	Pass
		HCH	QPSK	RB1#5	16.5	Pass
				RB6#0	16.6	Pass
			16-QAM	RB1#5	16.7	Pass
				RB6#0	16.8	Pass
	3 MHz	LCH	QPSK	RB1#0	16.9	Pass
				RB15#0	16.10	Pass
			16-QAM	RB1#0	16.11	Pass
				RB15#0	16.12	Pass
		HCH	QPSK	RB1#14	16.13	Pass
				RB15#0	16.14	Pass
			16-QAM	RB1#14	16.15	Pass
				RB15#0	16.16	Pass
	5 MHz	LCH	QPSK	RB1#0	16.17	Pass
				RB25#0	16.18	Pass
			16-QAM	RB1#0	16.19	Pass
				RB25#0	16.20	Pass
		HCH	QPSK	RB1#24	16.21	Pass
				RB25#0	16.22	Pass
			16-QAM	RB1#24	16.23	Pass
				RB25#0	16.24	Pass
	10 MHz	MCH	QPSK	RB1#0	16.25	Pass
				RB50#0	16.26	Pass
			16-QAM	RB1#0	16.27	Pass
				RB50#0	16.28	Pass
		MCH	QPSK	RB1#49	16.29	Pass
				RB50#0	16.30	Pass
			16-QAM	RB1#49	16.31	Pass
				RB50#0	16.32	Pass

Test Band	Test Bandwidth	Test Channel	Test Mode	Test RB (Size#Offset)	Refer to Plot[Note1]	Verdict
Band 38	5 MHz	LCH	QPSK	RB1#0	17.1	Pass
				RB25#0	17.2	Pass
			16-QAM	RB1#0	17.3	Pass
				RB25#0	17.4	Pass
		HCH	QPSK	RB1#24	17.5	Pass
				RB25#0	17.6	Pass
			16-QAM	RB1#24	17.7	Pass
				RB25#0	17.8	Pass
	10 MHz	LCH	QPSK	RB1#0	17.9	Pass
				RB50#0	17.10	Pass
			16-QAM	RB1#0	17.11	Pass
				RB50#0	17.12	Pass
		HCH	QPSK	RB1#49	17.13	Pass
				RB50#0	17.14	Pass
			16-QAM	RB1#49	17.15	Pass
				RB50#0	17.16	Pass
	15 MHz	LCH	QPSK	RB1#0	17.17	Pass
				RB75#0	17.18	Pass
			16-QAM	RB1#0	17.19	Pass
				RB75#0	17.20	Pass
		HCH	QPSK	RB1#74	17.21	Pass
				RB75#0	17.22	Pass
			16-QAM	RB1#74	17.23	Pass
				RB75#0	17.24	Pass
	20 MHz	LCH	QPSK	RB1#0	17.25	Pass
				RB100#0	17.26	Pass
			16-QAM	RB1#0	17.27	Pass
				RB100#0	17.28	Pass
		HCH	QPSK	RB1#99	17.29	Pass
				RB100#0	17.30	Pass
			16-QAM	RB1#99	17.31	Pass
				RB100#0	17.32	Pass

Test Band	Test Bandwidth	Test Channel	Test Mode	Test RB (Size#Offset)	Refer to Plot[Note1]	Verdict
Band 41	5 MHz	LCH	QPSK	RB1#0	18.1	Pass
				RB25#0	18.2	Pass
			16-QAM	RB1#0	18.3	Pass
				RB25#0	18.4	Pass
		HCH	QPSK	RB1#24	18.5	Pass
				RB25#0	18.6	Pass
			16-QAM	RB1#24	18.7	Pass
				RB25#0	18.8	Pass
	10 MHz	LCH	QPSK	RB1#0	18.9	Pass
				RB50#0	18.10	Pass
			16-QAM	RB1#0	18.11	Pass
				RB50#0	18.12	Pass
		HCH	QPSK	RB1#49	18.13	Pass
				RB50#0	18.14	Pass
			16-QAM	RB1#49	18.15	Pass
				RB50#0	18.16	Pass
	15 MHz	LCH	QPSK	RB1#0	18.17	Pass
				RB75#0	18.18	Pass
			16-QAM	RB1#0	18.19	Pass
				RB75#0	18.20	Pass
		HCH	QPSK	RB1#74	18.21	Pass
				RB75#0	18.22	Pass
			16-QAM	RB1#74	18.23	Pass
				RB75#0	18.24	Pass
	20 MHz	LCH	QPSK	RB1#0	18.25	Pass
				RB100#0	18.26	Pass
			16-QAM	RB1#0	18.27	Pass
				RB100#0	18.28	Pass
		HCH	QPSK	RB1#99	18.29	Pass
				RB100#0	18.30	Pass
			16-QAM	RB1#99	18.31	Pass
				RB100#0	18.32	Pass

Test Band	Test Bandwidth	Test Channel	Test Mode	Test RB (Size#Offset)	Refer to Plot[Note1]	Verdict
Band 66	1.4 MHz	LCH	QPSK	RB1#0	19.1	Pass
				RB6#0	19.2	Pass
			16-QAM	RB1#0	19.3	Pass
				RB6#0	19.4	Pass
		HCH	QPSK	RB1#5	19.5	Pass
				RB6#0	19.6	Pass
			16-QAM	RB1#5	19.7	Pass
				RB6#0	19.8	Pass
	3 MHz	LCH	QPSK	RB1#0	19.9	Pass
				RB15#0	19.10	Pass
			16-QAM	RB1#0	19.11	Pass
				RB15#0	19.12	Pass
		HCH	QPSK	RB1#14	19.13	Pass
				RB15#0	19.14	Pass
			16-QAM	RB1#14	19.15	Pass
				RB15#0	19.16	Pass
	5 MHz	LCH	QPSK	RB1#0	19.17	Pass
				RB25#0	19.18	Pass
			16-QAM	RB1#0	19.19	Pass
				RB25#0	19.20	Pass
		HCH	QPSK	RB1#24	19.21	Pass
				RB25#0	19.22	Pass
			16-QAM	RB1#24	19.23	Pass
				RB25#0	19.24	Pass
	10 MHz	LCH	QPSK	RB1#0	19.25	Pass
				RB50#0	19.26	Pass
			16-QAM	RB1#0	19.27	Pass
				RB50#0	19.28	Pass
		HCH	QPSK	RB1#49	19.29	Pass
				RB50#0	19.30	Pass
			16-QAM	RB1#49	19.31	Pass
				RB50#0	19.32	Pass
	15 MHz	LCH	QPSK	RB1#0	19.33	Pass
				RB75#0	19.34	Pass
			16-QAM	RB1#0	19.35	Pass
				RB75#0	19.36	Pass
		HCH	QPSK	RB1#74	19.37	Pass
				RB75#0	19.38	Pass
			16-QAM	RB1#74	19.39	Pass
				RB75#0	19.40	Pass

Test Band	Test Bandwidth	Test Channel	Test Mode	Test RB (Size#Offset)	Refer to Plot[Note1]	Verdict
	20 MHz	LCH	QPSK	RB1#0	19.41	Pass
				RB100#0	19.42	Pass
			16-QAM	RB1#0	19.43	Pass
				RB100#0	19.44	Pass
		HCH	QPSK	RB1#99	19.45	Pass
				RB100#0	19.46	Pass
			16-QAM	RB1#99	19.47	Pass
				RB100#0	19.48	Pass

Test Channel	Modulation	PCC RB		SCC RB		Refer to Plot[Note1]	Verdict
		Size	Offset	Size	Offset		
CA_7C							
20MHz+10MHz							
Low	QPSK	1	0	1	0	20.1	Pass
		1	0	1	49	20.2	Pass
		100	0	50	0	20.3	Pass
	16-QAM	1	0	1	0	20.4	Pass
		1	0	1	49	20.5	Pass
		100	0	50	0	20.6	Pass
High	QPSK	1	0	1	49	20.7	Pass
		1	99	1	49	20.8	Pass
		100	0	50	0	20.9	Pass
	16-QAM	1	0	1	49	20.10	Pass
		1	99	1	49	20.11	Pass
		100	0	50	0	20.12	Pass
20MHz+20MHz							
Low	QPSK	1	0	1	0	20.13	Pass
		1	0	1	99	20.14	Pass
		100	0	100	0	20.15	Pass
	16-QAM	1	0	1	0	20.16	Pass
		1	0	1	99	20.17	Pass
		100	0	100	0	20.18	Pass
High	QPSK	1	0	1	99	20.19	Pass
		1	99	1	99	20.20	Pass
		100	0	100	0	20.21	Pass
	16-QAM	1	0	1	99	20.22	Pass
		1	99	1	99	20.23	Pass
		100	0	100	0	20.24	Pass

Test Channel	Modulation	PCC RB		SCC RB		Refer to Plot[Note1]	Verdict
		Size	Offset	Size	Offset		
CA_38C							
15MHz+15MHz							
Low	QPSK	1	0	1	0	21.1	Pass
		1	0	1	74	21.2	Pass
		75	0	75	0	21.3	Pass
	16-QAM	1	0	1	0	21.4	Pass
		1	0	1	74	21.5	Pass
		75	0	75	0	21.6	Pass
High	QPSK	1	0	1	74	21.7	Pass
		1	74	1	74	21.8	Pass
		75	0	75	0	21.9	Pass
	16-QAM	1	0	1	74	21.10	Pass
		1	74	1	74	21.11	Pass
		75	0	75	0	21.12	Pass
20MHz+20MHz							
Low	QPSK	1	0	1	0	21.13	Pass
		1	0	1	99	21.14	Pass
		100	0	100	0	21.15	Pass
	16-QAM	1	0	1	0	21.16	Pass
		1	0	1	99	21.17	Pass
		100	0	100	0	21.18	Pass
High	QPSK	1	0	1	99	21.19	Pass
		1	99	1	99	21.20	Pass
		100	0	100	0	21.21	Pass
	16-QAM	1	0	1	99	21.22	Pass
		1	99	1	99	21.23	Pass
		100	0	100	0	21.24	Pass

Test Band	NR Test Bandwidth (MHz)	Test Channel	Test Mode	NR UL RB No.	NR UL RB Pos.	Refer to Plot[Note1]	Verdict
n5	5	LCH	QPSK	1	0	22.1	Pass
				25	0	22.2	Pass
		HCH	QPSK	1	24	22.3	Pass
				25	0	22.4	Pass
	15	LCH	QPSK	1	0	22.5	Pass
				79	0	22.6	Pass
		HCH	QPSK	1	78	22.7	Pass
				79	0	22.8	Pass
	20	LCH	QPSK	1	0	22.9	Pass
				106	0	22.10	Pass
		HCH	QPSK	1	105	22.11	Pass
				106	0	22.12	Pass

Test Band	NR Test Bandwidth (MHz)	Test Channel	Test Mode	NR UL RB No.	NR UL RB Pos.	Refer to Plot[Note3]	Verdict
n7	5	LCH	QPSK	1	0	23.1	Pass
				25	0	23.2	Pass
		HCH	QPSK	1	24	23.3	Pass
				25	0	23.4	Pass
	25	LCH	QPSK	1	0	23.5	Pass
				133	0	23.6	Pass
		HCH	QPSK	1	132	23.7	Pass
				133	0	23.8	Pass
	50	LCH	QPSK	1	0	23.9	Pass
				270	0	23.10	Pass
		HCH	QPSK	1	269	23.11	Pass
				270	0	23.12	Pass

Test Band	NR Test Bandwidth (MHz)	Test Channel	Test Mode	NR UL RB No.	NR UL RB Pos.	Refer to Plot[Note1]	Verdict
n66	5	LCH	QPSK	1	0	24.1	Pass
				25	0	24.2	Pass
		HCH	QPSK	1	24	24.3	Pass
				25	0	24.4	Pass
	20	LCH	QPSK	1	0	24.5	Pass
				79	0	24.6	Pass
		HCH	QPSK	1	78	24.7	Pass
				79	0	24.8	Pass
	40	LCH	QPSK	1	0	24.9	Pass
				106	0	24.10	Pass
		HCH	QPSK	1	105	24.11	Pass
				106	0	24.12	Pass

Test Band	NR Test Bandwidth (MHz)	Test Channel	Test Mode	NR UL RB No.	NR UL RB Pos.	Refer to Plot[Note1]	Verdict
n38	10	LCH	QPSK	1	0	25.1	Pass
				25	0	25.2	Pass
		HCH	QPSK	1	24	25.3	Pass
				25	0	25.4	Pass
	20	LCH	QPSK	1	0	25.5	Pass
				106	0	25.6	Pass
		HCH	QPSK	1	105	25.7	Pass
				106	0	25.8	Pass
	40	LCH	QPSK	1	0	25.9	Pass
				216	0	25.10	Pass
		HCH	QPSK	1	215	25.11	Pass
				216	0	25.12	Pass

Test Band	NR Test Bandwidth (MHz)	Test Channel	Test Mode	NR UL RB No.	NR UL RB Pos.	Refer to Plot[Note3]	Verdict
n41	10	LCH	QPSK	1	0	26.1	Pass
				52	0	26.2	Pass
		HCH	QPSK	1	51	26.3	Pass
				52	0	26.4	Pass
	60	LCH	QPSK	1	0	26.5	Pass
				162	0	26.6	Pass
		HCH	QPSK	1	161	26.7	Pass
				162	0	26.8	Pass
	100	LCH	QPSK	1	0	26.9	Pass
				273	0	26.10	Pass
		HCH	QPSK	1	272	26.11	Pass
				273	0	26.12	Pass

Test Band	NR Test Bandwidth (MHz)	Test Channel	Test Mode	NR UL RB No.	NR UL RB Pos.	Refer to Plot[Note3]	Verdict
n77 (3450-3550 MHz)	10	LCH	QPSK	1	0	27.1	Pass
				52	0	27.2	Pass
		HCH	QPSK	1	51	27.3	Pass
				52	0	27.4	Pass
	50	LCH	QPSK	1	0	27.5	Pass
				270	0	27.6	Pass
		HCH	QPSK	1	269	27.7	Pass
				270	0	27.8	Pass
	100	LCH	QPSK	1	0	27.9	Pass
				273	0	27.10	Pass
		HCH	QPSK	1	272	27.11	Pass
				273	0	27.12	Pass

Test Band	NR Test Bandwidth (MHz)	Test Channel	Test Mode	NR UL RB No.	NR UL RB Pos.	Refer to Plot[Note3]	Verdict
n77 (3700-3980 MHz)	10	LCH	QPSK	1	0	28.1	Pass
				52	0	28.2	Pass
		HCH	QPSK	1	51	28.3	Pass
				52	0	28.4	Pass
	50	LCH	QPSK	1	0	28.5	Pass
				270	0	28.6	Pass
		HCH	QPSK	1	269	28.7	Pass
				270	0	28.8	Pass
	100	LCH	QPSK	1	0	28.9	Pass
				273	0	28.10	Pass
		HCH	QPSK	1	272	28.11	Pass
				273	0	28.12	Pass

Test Band	NR Test Bandwidth (MHz)	Test Channel	Test Mode	NR UL RB No.	NR UL RB Pos.	Refer to Plot[Note3]	Verdict
n78 (3450-3550 MHz)	10	LCH	QPSK	1	0	29.1	Pass
				52	0	29.2	Pass
		HCH	QPSK	1	51	29.3	Pass
				52	0	29.4	Pass
	50	LCH	QPSK	1	0	29.5	Pass
				270	0	29.6	Pass
		HCH	QPSK	1	269	29.7	Pass
				270	0	29.8	Pass
	100	LCH	QPSK	1	0	29.9	Pass
				273	0	29.10	Pass
		HCH	QPSK	1	272	29.11	Pass
				273	0	29.12	Pass

Test Band	NR Test Bandwidth (MHz)	Test Channel	Test Mode	NR UL RB No.	NR UL RB Pos.	Refer to Plot[Note3]	Verdict
n77 (3700-3800 MHz)	10	LCH	QPSK	1	0	30.1	Pass
				52	0	30.2	Pass
		HCH	QPSK	1	51	30.3	Pass
				52	0	30.4	Pass
	50	LCH	QPSK	1	0	30.5	Pass
				270	0	30.6	Pass
		HCH	QPSK	1	269	30.7	Pass
				270	0	30.8	Pass
	100	LCH	QPSK	1	0	30.9	Pass
				273	0	30.10	Pass
		HCH	QPSK	1	272	30.11	Pass
				273	0	30.12	Pass

A.7 Field Strength of Spurious Radiation

Note 1: All modes have been tested, and only the worst case data are shown here.

Note 2: The frequencies of verdict which are marked by "N/A" should be ignored because they are UE carrier frequency.

Note 3: Test plots please refer to the document “Annex No.:BL-SZ2380575-501 Data Part 5.pdf”.

Note 4: The disturbance above 26.5GHz was very low, and the above harmonics were the highest point could befound when testing, so only the worst case data displayed in this report.

GSM and WCDMA Mode Test Verdict

Test Band	Test Channel	Refer to Plot[Note3]	Verdict
GSM 850	LCH	1.1	Pass
	MCH		Pass
	HCH		Pass
GSM 1900	LCH	1.2	Pass
	MCH		Pass
	HCH		Pass
EGPRS 850	LCH	2.1	Pass
	MCH		Pass
	HCH		Pass
EGPRS 1900	LCH	2.2	Pass
	MCH		Pass
	HCH		Pass
WCDMA Band 2	LCH	3.1	Pass
	MCH		Pass
	HCH		Pass
WCDMA Band 4	LCH	3.2	Pass
	MCH		Pass
	HCH		Pass
WCDMA Band 5	LCH	3.3	Pass
	MCH		Pass
	HCH		Pass

LTE Mode Test Verdict

Test Band	Test Bandwidth	Test Channel	Refer to Plot[Note3]	Verdict
Band 2	5 MHz	LCH	4.1	Pass
Band 4	5 MHz	LCH	4.2	Pass
Band 5	5 MHz	LCH	4.3	Pass
Band 7	5 MHz	LCH	4.4	Pass
Band 12	5 MHz	MCH	4.5	Pass
Band 13	5 MHz	LCH	4.6	Pass
Band 17	5 MHz	LCH	4.7	Pass
Band 26 (Part22)	5 MHz	LCH	4.8	Pass
Band 26 (Part90)	5 MHz	LCH	4.9	Pass
Band 66	5 MHz	LCH	4.10	Pass
Band 38	5 MHz	MCH	4.11	Pass
Band 41	5 MHz	LCH	4.12	Pass
CA_7C	15+20 MHz	HCH+HCH	4.13	Pass
CA_38C	15+15 MHz	LCH+LCH	4.14	Pass
CA_2A-4A	1.4+5 MHz	HCH+HCH	4.15	Pass
CA_4A-7A	5+5 MHz	HCH+HCH	4.16	Pass

NR Mode Test Verdict

Test Band	Test Bandwidth (MHz)	Test Channel	Refer to Plot[Note3]	Verdict
n5	20 MHz	LCH	5.1	Pass
n7	25 MHz	LCH	5.2	Pass
n66	5 MHz	LCH	5.3	Pass
n38	20 MHz	LCH	5.4	Pass
n41	60 MHz	MCH	5.5	Pass
n77(3450-3550MHz)	10 MHz	HCH	5.6	Pass
n77(3700-3980MHz)	10 MHz	LCH	5.7	Pass
n78(3450-3550MHz)	10 MHz	HCH	5.8	Pass
n78(3700-3800MHz)	50 MHz	LCH	5.9	Pass

EN-DC Configuration		DC_7A_n5A	DC_66A_n7A	DC_66A_n38A	DC_41A_n41A
NR Cell	Band	n5	n7	n38	n41
	SCS (kHz)	15	15	15	15
	Bandwidth (MHz)	5	5	5	10
	DL Channel	178300	537500	514500	500202
E-UTRA Cell	Band	Band7	Band66	Band66	Band41
	Bandwidth (MHz)	5	5	5	5
	DL Channel	3425	67111	66461	39675
Refer to Plot[Note3]		5.10	5.11	5.12	5.13
Verdict		Pass	Pass	Pass	Pass

EN-DC Configuration		DC_66A_n41A	DC_2A_n66A	DC_5A_n66A	DC_12A_n66A
NR Cell	Band	n41	n66	n66	n66
	SCS (kHz)	30	15	15	15
	Bandwidth (MHz)	10	5	5	5
	DL Channel	537000	435500	422500	422500
E-UTRA Cell	Band	Band66	Band2	Band5	Band12
	Bandwidth (MHz)	5	5	5	5
	DL Channel	67111	1175	2425	5035
Refer to Plot[Note3]		5.14	5.15	5.16	5.17
Verdict		Pass	Pass	Pass	Pass

EN-DC Configuration		DC_2A_n78A (3450-3550 MHz)	DC_2A_n78A (3700-3800 MHz)	DC_5A_n78A (3450-3550 MHz)	DC_5A_n78A (3700-3800 MHz)
NR Cell	Band	n78	n78	n78	n78
	SCS (kHz)	30	30	30	30
	Bandwidth (MHz)	10	10	10	100
	DL Channel	636332	647000	636332	650000
E-UTRA Cell	Band	Band2	Band2	Band5	Band5
	Bandwidth (MHz)	5	5	5	10
	DL Channel	1175	625	2625	2600
Refer to Plot[Note3]		5.18	5.19	5.20	5.21
Verdict		Pass	Pass	Pass	Pass

EN-DC Configuration		DC_7A_n78A (3450-3550 MHz)	DC_7A_n78A (3700-3800 MHz)	DC_26A_n78A (3450-3550 MHz)	DC_26A_n78A (3700-3800 MHz)
NR Cell	Band	n78	n78	n78	n78
	SCS (kHz)	15	15	15	30
	Bandwidth (MHz)	10	10	10	100
	DL Channel	636332	647000	636332	650000
E-UTRA Cell	Band	Band7	Band7	Band26	Band26
	Bandwidth (MHz)	5	5	5	15
	DL Channel	3425	2775	9015	8765
Refer to Plot[Note3]		5.22	5.23	5.24	5.25
Verdict		Pass	Pass	Pass	Pass

EN-DC Configuration		DC_38A_n78A (3450-3550 MHz)	DC_38A_n78A (3700-3800 MHz)	DC_41A_n78A (3450-3550 MHz)	DC_41A_n78A (3700-3800 MHz)
NR Cell	Band	n78	n78	n78	n78
	SCS (kHz)	15	30	15	30
	Bandwidth (MHz)	10	10	10	10
	DL Channel	636332	647000	636332	647000
E-UTRA Cell	Band	Band38	Band38	Band41	Band41
	Bandwidth (MHz)	5	5	5	5
	DL Channel	38225	37775	41565	39675
Refer to Plot[Note3]		5.26	5.27	5.28	5.29
Verdict		Pass	Pass	Pass	Pass

EN-DC Configuration		DC_66A_n78A (3450-3550 MHz)	DC_66A_n78A (3700-3800 MHz)	DC_5A_n7A
NR Cell	Band	n78	n78	n7
	SCS (kHz)	15	15	15
	Bandwidth (MHz)	10	10	50
	DL Channel	636332	647000	533000
E-UTRA Cell	Band	Band66	Band66	Band5
	Bandwidth (MHz)	5	5	10
	DL Channel	67111	66461	2600
Refer to Plot[Note3]		5.30	5.31	5.32
Verdict		Pass	Pass	Pass

ANNEX B TEST SETUP PHOTOS

Please refer to the document “BL-SZ2380575-AR.PDF”.

ANNEX C EUT EXTERNAL PHOTOS

Please refer to the document “BL-SZ2380575-AW.PDF”.

ANNEX D EUT INTERNAL PHOTOS

Please refer to the document “BL-SZ2380575-AI.PDF”.

Statement

1. The laboratory guarantees the scientificity, accuracy and impartiality of the test, and is responsible for all the information in the report, except the information provided by the customer. The customer is responsible for the impact of the information provided on the validity of the results.
2. The report without China inspection body and laboratory Mandatory Approval (CMA) mark has no effect of proving to the society.
3. For the report with CNAS mark or A2LA mark, the items marked with "☆" are not within the accredited scope.
4. This report is invalid if it is altered, without the signature of the testing and approval personnel, or without the “inspection and testing dedicated stamp” or test report stamp.
5. The test data and results are only valid for the tested samples provided by the customer.
6. This report shall not be partially reproduced without the written permission of the laboratory.
7. Any objection shall be raised to the laboratory within 30 days after receiving the report.

--END OF REPORT--