FCC RF Test Report

APPLICANT	:	Xiaomi Communications Co., Ltd.
EQUIPMENT	:	Mobile Phone
BRAND NAME	:	XIAOMI
MODEL NAME	:	M2002F4LG
FCC ID	:	2AFZZF4G
STANDARD	:	47 CFR Part 2, 22(H), 24(E), 27(L), 27(M)
CLASSIFICATION	:	PCS Licensed Transmitter Held to Ear (PCE)

The product was received on Aug. 27, 2019 and completely tested on Sep. 24, 2019. We, Sporton International (Kunshan) Inc., would like to declare that the tested sample has been evaluated in accordance with the procedures given in ANSI C63.26-2015 and shown compliance with the applicable technical standards.

The test results in this report apply exclusively to the tested model / sample. Without written approval of Sporton International (Kunshan) Inc., the test report shall not be reproduced except in full.

Jason Jia

Reviewed by: Jason Jia / Supervisor

James Huang

Approved by: James Huang / Manager

ACCREDITED
Cert #5145.02

Sporton International (Kunshan) Inc.
No. 1098, Pengxi North Road, Kunshan Economic Development Zone Jiangsu Province 215300 People's Republic of China

TABLE OF CONTENTS

REVISION HISTORY **3**

SUMMARY OF TEST RESULT **4**

1 GENERAL DESCRIPTION **6**

1.1 Applicant 6
1.2 Manufacturer 6
1.3 Product Feature of Equipment Under Test 6
1.4 Product Specification of Equipment Under Test 7
1.5 Modification of EUT 7
1.6 Maximum ERP/EIRP, Frequency Tolerance, and Emission Designator 8
1.7 Testing Location 12
1.8 Applicable Standards 12

2 TEST CONFIGURATION OF EQUIPMENT UNDER TEST **13**

2.1 Test Mode 13
2.2 Connection Diagram of Test System 16
2.3 Support Unit used in test configuration and system 16
2.4 Measurement Results Explanation Example 16
2.5 Frequency List of Low/Middle/High Channels 17

3 CONDUCTED TEST ITEMS **22**

3.1 Measuring Instruments 22
3.2 Test Setup 22
3.3 Test Result of Conducted Test 22
3.4 Conducted Output Power and ERP/EIRP 23
3.5 Peak-to-Average Ratio 24
3.6 Occupied Bandwidth 25
3.7 Conducted Band Edge 26
3.8 Conducted Spurious Emission 28
3.9 Frequency Stability 29

4 RADIATED TEST ITEMS **30**

4.1 Measuring Instruments 30
4.2 Test Setup 30
4.3 Test Result of Radiated Test 30
4.4 Radiated Spurious Emission 31

5 LIST OF MEASURING EQUIPMENT **32**

6 UNCERTAINTY OF EVALUATION **33**

APPENDIX A. TEST RESULTS OF CONDUCTED TEST

APPENDIX B. TEST RESULTS OF RADIATED TEST

APPENDIX C. TEST SETUP PHOTOGRAPHS

REVISION HISTORY

REPORT NO.	VERSION	DESCRIPTION	ISSUED DATE
FG010822B	Rev. 01	Initial issue of report	Mar. 24, 2020

SUMMARY OF TEST RESULT

Report Section	FCC Rule	Description	Limit	Result	Remark
3.4	§2.1046	Conducted Output Power	Reporting Only	PASS	-
	§22.913(a)(5)	Effective Radiated Power (Band 5) (Band 26)	ERP < 7 Watt	PASS	
	§24.232(c) §27.50(h)(2)	Equivalent Isotropic Radiated Power (Band 2) (Band 7) (Band 38)	EIRP < 2Watt	PASS	
	§27.50(d)(4)	Equivalent Isotropic Radiated Power (Band 4)	EIRP < 1Watt	PASS	
3.5	§24.232(d)	Peak-to-Average Ratio	<13 dB	PASS	-
3.6	§2.1049	Occupied Bandwidth	Reporting Only	PASS	-
3.7	§2.1051 §22.917(a) §24.238(a) §27.53(h)	Conducted Band Edge Measurement (Band 2) (Band 4) (Band 5) (Band 26)	< 43+10log10(P[Watts])	PASS	-
	§27.53(m)(4)	Conducted Band Edge Measurement (Band 7) (Band 38)	§27.53(m)(4)		
3.8	§2.1051 §22.917(a) §24.238(a) §27.53(h)	Conducted Spurious Emission (Band 2) (Band 4) (Band 5) (Band 26)	< 43+10log10(P[Watts])	PASS	-
	§2.1051 §27.53(m)(4)	Conducted Spurious Emission (Band 7) (Band 38)	< 55+10log$_{10}$(P[Watts])		
3.9	§2.1055 §22.355	Frequency Stability Temperature & Voltage	< 2.5 ppm for Part 22	PASS	-
	§2.1055 §24.235 §27.54		Within Authorized Band		

Report Section	FCC Rule	Description	Limit	Result	Remark
4.4	§2.1053 §22.917(a) §24.238(a) §27.53(h)	Radiated Spurious Emission (Band 2) (Band 4) (Band 5) (Band 26)	< 43+10log$_{10}$(P[Watts])	PASS	Under limit 20.60 dB at 7728.000 MHz
	§2.1053 §27.53(m)(4)	Radiated Spurious Emission (Band 7) (Band 38)	< 55+10log$_{10}$(P[Watts])		

Declaration of Conformity:

The test results with all measurement uncertainty excluded are presented in accordance with the regulation limits or requirements declared by manufacturers.

Comments and Explanations:

The declared of product specification for EUT presented in the report are provided by the manufacturer, and the manufacturer takes all the responsibilities for the accuracy of product specification.

1 General Description

1.1 Applicant

Xiaomi Communications Co., Ltd.
#019, 9th Floor, Building 6, 33 Xi'erqi Middle Road, Haidian District, Beijing, China, 100085

1.2 Manufacturer

Xiaomi Communications Co., Ltd.
#019, 9th Floor, Building 6, 33 Xi'erqi Middle Road, Haidian District, Beijing, China, 100085

1.3 Product Feature of Equipment Under Test

Product Feature	
Equipment	Mobile Phone
Brand Name	XIAOMI
Model Name	M2002F4LG
FCC ID	2AFZZF4G
EUT supports Radios application	GSM/WCDMA/LTE/NFC WLAN 2.4GHz 802.11b/g/n HT20/HT40 WLAN 5GHz 802.11a/n HT20/HT40 WLAN 5GHz 802.11ac VHT20/VHT40/VHT80 Bluetooth BR/EDR/LE FM Receiver /GNSS
IMEI Code	Conducted: 868768040041035/868768040041043 Radiation: 868768040040052/868768040040060 for 2, 4, 5, 7, 26, 38 868768040012012/868768040012020 for 7C_CA, 38C_CA
HW Version	P1
SW Version	MIUI11
EUT Stage	Identical Prototype

Remark: This is a variant report, the change note could be referred to the product equality declaration which is exhibit separately. The change has no influence on the test results, all the test results are leveraged from original report FG982703B.

1.4 Product Specification of Equipment Under Test

Standards-related Product Specification	
Tx Frequency	LTE Band 2 : 1850.7 MHz ~ 1909.3 MHz LTE Band 4 : 1710.7 MHz ~ 1754.3 MHz LTE Band 5 : 824.7 MHz ~ 848.3 MHz LTE Band 7 : 2502.5 MHz ~ 2567.5 MHz LTE Band 26 : 824.7MHz ~ 848.3 MHz LTE Band 38 : 2572.5MHz ~ 2617.5MHz
Rx Frequency	LTE Band 2 : 1930.7 MHz ~ 1989.3 MHz LTE Band 4 : 2110.7 MHz ~ 2154.3 MHz LTE Band 5 : 869.7 MHz ~ 893.3 MHz LTE Band 7 : 2622.5MHz ~ 2687.5 MHz LTE Band 26 : 869.7MHz ~ 893.3MHz LTE Band 38 : 2572.5MHz ~ 2617.5MHz
Bandwidth	LTE Band 2 : 1.4MHz / 3MHz / 5MHz / 10MHz / 15MHz / 20MHz LTE Band 4 : 1.4MHz / 3MHz / 5MHz / 10MHz / 15MHz / 20MHz LTE Band 5 : 1.4MHz / 3MHz / 5MHz / 10MHz LTE Band 7 : 5MHz/ 10MHz / 15MHz / 20MHz LTE Band 26 : 1.4MHz / 3MHz / 5MHz / 10MHz / 15MHz LTE Band 38 : 5MHz / 10MHz / 15MHz / 20MHz
Maximum Output Power to Antenna	LTE Band 2 : 23.04 dBm LTE Band 4 : 22.88 dBm LTE Band 5 : 23.08 dBm LTE Band 7 : 23.20 dBm; LTE Band 7C_CA : 23.31 dBm LTE Band 26 : 23.07 dBm LTE Band 38 : 23.19 dBm; LTE Band 38C_CA : 23.06 dBm
Antenna Gain	Top Antenna LTE Band 2 : -2.77 dBi LTE Band 4 : -4.86 dBi LTE Band 5 : -3.99 dBi LTE Band 7 : -0.48 dBi LTE Band 26 : -3.90 dBi LTE Band 38 : -0.48 dBi Bottom Antenna LTE Band 2 : 1.00 dBi LTE Band 4 : 1.02 dBi LTE Band 5 : -4.01 dBi LTE Band 7 : 1.50 dBi LTE Band 26 : -3.50 dBi LTE Band 38 : 1.74 dBi
Type of Modulation	QPSK / 16QAM / 64QAM / 256QAM(Downlink)

Note:

1. The Maximum ERP/EIRP is calculated from Max Output power and Max antenna gain.
2. Max Output power falls on the bottom antenna.

1.5 Modification of EUT

No modifications are made to the EUT during all test items.

1.6 Maximum ERP/EIRP, Frequency Tolerance, and Emission Designator

LTE Band 2		QPSK			16QAM		
BW (MHz)	Frequency Range (MHz)	Emission Designator (99%OBW)	Frequency Tolerance (ppm)	Maximum EIRP(W)	Emission Designator (99%OBW)	Frequency Tolerance (ppm)	Maximum EIRP(W)
1.4	1850.7 ~ 1909.3	1M09G7D	-	0.2489	1M09W7D	-	0.2080
3	1851.5 ~ 1908.5	2M73G7D	-	0.2495	2M74W7D	-	0.2061
5	1852.5 ~ 1907.5	4M50G7D	-	0.2466	4M50W7D	-	0.2109
10	1855.0 ~ 1905.0	9M09G7D	0.0060	0.2512	9M05W7D	-	0.2089
15	1857.5 ~ 1902.5	13M5G7D	-	0.2518	13M5W7D	-	0.2089
20	1860.0 ~ 1900.0	18M4G7D	-	0.2535	18M5W7D	-	0.2113

LTE Band 2		64QAM		
BW (MHz)	Frequency Range (MHz)	Emission Designator (99%OBW)	Frequency Tolerance (ppm)	Maximum EIRP(W)
1.4	1850.7 ~ 1909.3	1M09W7D	-	0.1644
3	1851.5 ~ 1908.5	2M73W7D	-	0.1641
5	1852.5 ~ 1907.5	4M52W7D	-	0.1667
10	1855.0 ~ 1905.0	9M07W7D	-	0.1667
15	1857.5 ~ 1902.5	13M5W7D	-	0.1663
20	1860.0 ~ 1900.0	18M3W7D	-	0.1690

LTE Band 4		QPSK			16QAM		
BW (MHz)	Frequency Range (MHz)	Emission Designator (99%OBW)	Frequency Tolerance (ppm)	Maximum EIRP(W)	Emission Designator (99%OBW)	Frequency Tolerance (ppm)	Maximum EIRP(W)
1.4	1710.7 ~ 1754.3	1M09G7D	-	0.2366	1M09W7D	-	0.2032
3	1711.5 ~ 1753.5	2M74G7D	-	0.2393	2M73W7D	-	0.2051
5	1712.5 ~ 1752.5	4M51G7D	-	0.2421	4M51W7D	-	0.2075
10	1715.0 ~ 1750.0	9M09G7D	0.0060	0.2410	9M03W7D	-	0.2094
15	1717.5 ~ 1747.5	13M5G7D	-	0.2404	13M5W7D	-	0.2099
20	1720.0 ~ 1745.0	18M4G7D	-	0.2455	18M4W7D	-	0.2128

LTE Band 4		64QAM		
BW (MHz)	Frequency Range (MHz)	Emission Designator (99%OBW)	Frequency Tolerance (ppm)	Maximum EIRP(W)
1.4	1710.7 ~ 1754.3	1M09W7D	-	0.1607
3	1711.5 ~ 1753.5	2M73W7D	-	0.1626
5	1712.5 ~ 1752.5	4M50W7D	-	0.1637
10	1715.0 ~ 1750.0	9M05W7D	-	0.1648

15	1717.5 ~ 1747.5	13M5W7D		-		0.1652	
20	1720.0 ~ 1745.0	18M4W7D		-		0.1671	
LTE Band 5		**QPSK**			**16QAM**		
BW (MHz)	**Frequency Range (MHz)**	**Emission Designator (99%OBW)**	**Frequency Tolerance (ppm)**	**Maximum ERP(W)**	**Emission Designator (99%OBW)**	**Frequency Tolerance (ppm)**	**Maximum ERP(W)**
1.4	824.7 ~ 848.3	1M10G7D	-	0.0545	1M09W7D	-	0.0470
3	825.5 ~ 847.5	2M74G7D	-	0.0546	2M73W7D	-	0.0476
5	826.5 ~ 846.5	4M50G7D	-	0.0548	4M50W7D	-	0.0476
10	829.0 ~ 844.0	9M09G7D	0.0063	0.0550	9M03W7D	-	0.0472
LTE Band 5		**64QAM**					
BW (MHz)	**Frequency Range (MHz)**	**Emission Designator (99%OBW)**		**Frequency Tolerance (ppm)**		**Maximum ERP(W)**	
1.4	824.7 ~ 848.3	1M10W7D		-		0.0372	
3	825.5 ~ 847.5	2M74W7D		-		0.0374	
5	826.5 ~ 846.5	4M50W7D		-		0.0376	
10	829.0 ~ 844.0	9M03W7D		-		0.0373	
LTE Band 7		**QPSK**			**16QAM**		
BW (MHz)	**Frequency Range (MHz)**	**Emission Designator (99%OBW)**	**Frequency Tolerance (ppm)**	**Maximum EIRP(W)**	**Emission Designator (99%OBW)**	**Frequency Tolerance (ppm)**	**Maximum EIRP(W)**
5	2502.5 ~ 2567.5	4M51G7D	-	0.2891	4M49W7D	-	0.2449
10	2505.0 ~ 2565.0	9M11G7D	0.0066	0.2911	9M01W7D	-	0.2477
15	2507.5 ~ 2562.5	13M5G7D	-	0.2924	13M5W7D	-	0.2582
20	2510.0 ~ 2560.0	18M5G7D	-	0.2951	18M3W7D	-	0.2523
LTE Band 7		**64QAM**					
BW (MHz)	**Frequency Range (MHz)**	**Emission Designator (99%OBW)**		**Frequency Tolerance (ppm)**		**Maximum EIRP(W)**	
5	2502.5 ~ 2567.5	4M50W7D		-		0.1932	
10	2505.0 ~ 2565.0	9M05W7D		-		0.1963	
15	2507.5 ~ 2562.5	13M5W7D		-		0.2028	
20	2510.0 ~ 2560.0	18M4W7D		-		0.2004	
LTE Band 26		**QPSK**			**16QAM**		
BW (MHz)	**Frequency Range (MHz)**	**Emission Designator (99%OBW)**	**Frequency Tolerance (ppm)**	**Maximum ERP(W)**	**Emission Designator (99%OBW)**	**Frequency Tolerance (ppm)**	**Maximum ERP(W)**
1.4	824.7 ~ 848.3	1M10G7D	-	0.0545	1M09W7D	-	0.0470
3	825.5 ~ 847.5	2M74G7D	-	0.0546	2M73W7D	-	0.0476

5	826.5 ~ 846.5	4M50G7D	-	0.0548	4M50W7D	-	0.0476
10	829.0 ~ 844.0	9M09G7D	0.0063	0.0550	9M03W7D	-	0.0472
15	831.5 ~ 841.5	13M4G7D	-	0.0552	13M5W7D	-	0.0475
CH26765	821.5	13M4G7D	-	0.0540	13M4W7D	-	0.0473

LTE Band 26		**64QAM**		
BW (MHz)	**Frequency Range (MHz)**	**Emission Designator (99%OBW)**	**Frequency Tolerance (ppm)**	**Maximum ERP(W)**
1.4	824.7 ~ 848.3	1M10W7D	-	0.0372
3	825.5 ~ 847.5	2M74W7D	-	0.0374
5	826.5 ~ 846.5	4M50W7D	-	0.0376
10	829.0 ~ 844.0	9M03W7D	-	0.0373
15	831.5 ~ 841.5	13M5W7D	-	0.0376
CH26765	821.5	13M4W7D	-	0.0370

LTE Band 38		**QPSK**			**16QAM**		
BW (MHz)	**Frequency Range (MHz)**	**Emission Designator (99%OBW)**	**Frequency Tolerance (ppm)**	**Maximum EIRP(W)**	**Emission Designator (99%OBW)**	**Frequency Tolerance (ppm)**	**Maximum EIRP(W)**
5	2572.5 ~ 2617.5	4M50G7D	-	0.3020	4M50W7D	-	0.2455
10	2575.0 ~ 2615.0	9M01G7D	0.0013	0.3062	9M05W7D	-	0.2477
15	2577.5 ~ 2612.5	13M5G7D	-	0.3097	13M5W7D	-	0.2500
20	2580.0 ~ 2610.0	18M5G7D	-	0.3112	18M4W7D	-	0.2535

LTE Band 38		**64QAM**		
BW (MHz)	**Frequency Range (MHz)**	**Emission Designator (99%OBW)**	**Frequency Tolerance (ppm)**	**Maximum EIRP(W)**
5	2572.5 ~ 2617.5	4M51W7D	-	0.1892
10	2575.0 ~ 2615.0	9M07W7D	-	0.1901
15	2577.5 ~ 2612.5	13M5W7D	-	0.1936
20	2580.0 ~ 2610.0	18M5W7D	-	0.2042

LTE Band 7 CA	QPSK			16QAM		
BW (MHz)	Emission Designator (99%OBW)	Frequency Tolerance (ppm)	Maximum EIRP(W)	Emission Designator (99%OBW)	Frequency Tolerance (ppm)	Maximum EIRP(W)
10MHz+20MHz	28M0G7D	-	0.2979	28M1W7D	-	0.2506
15MHz+15MHz	28M4G7D	-	0.2931	28M6W7D	-	0.2466
15MHz+20MHz	32M8G7D	-	0.2979	33M1W7D	-	0.2506
15MHz+10MHz	23M4G7D	-	0.2812	23M5W7D	-	0.2366
20MHz+10MHz	28M1G7D	-	0.2992	28M1W7D	-	0.2518
20MHz+15MHz	32M8G7D	-	0.2985	33M1W7D	-	0.2512
20MHz+20MHz	37M7G7D	-	0.3027	37M9W7D	-	0.2518

LTE Band 7 CA	64QAM		
BW (MHz)	Emission Designator (99%OBW)	Frequency Tolerance (ppm)	Maximum EIRP(W)
10MHz+20MHz	28M0W7D	-	0.2203
15MHz+15MHz	28M7W7D	-	0.2168
15MHz+20MHz	32M9W7D	-	0.2203
15MHz+10MHz	23M4W7D	-	0.2080
20MHz+10MHz	28M2W7D	-	0.2213
20MHz+15MHz	32M8W7D	-	0.2208
20MHz+20MHz	37M7W7D	-	0.2173

LTE Band 38 CA	QPSK			16QAM		
BW (MHz)	Emission Designator (99%OBW)	Frequency Tolerance (ppm)	Maximum EIRP(W)	Emission Designator (99%OBW)	Frequency Tolerance (ppm)	Maximum EIRP(W)
15MHz+15MHz	28M8G7D	-	0.2871	28M8W7D	-	0.2472
20MHz+20MHz	37M7G7D	-	0.3420	37M8W7D	-	0.2570

LTE Band 38 CA	64QAM		
BW (MHz)	Emission Designator (99%OBW)	Frequency Tolerance (ppm)	Maximum EIRP(W)
15MHz+15MHz	28M5W7D	-	0.2183
20MHz+20MHz	37M7W7D	-	0.2213

1.7 Testing Location

Sporton International (Kunshan) Inc. is accredited to ISO/IEC 17025:2017 by American Association for Laboratory Accreditation with Certificate Number 5145.02.

Test Firm	Sporton International (Kunshan) Inc.		
Test Site Location	No. 1098, Pengxi North Road, Kunshan Economic Development Zone Jiangsu Province 215300 People's Republic of China TEL : +86-512-57900158 FAX : +86-512-57900958		
Test Site No.	**Sporton Site No.**	**FCC Designation No.**	**FCC Test Firm Registration No.**
	03CH04-KS TH01-KS	CN1257	314309

1.8 Applicable Standards

According to the specifications of the manufacturer, the EUT must comply with the requirements of the following standards:

- 47 CFR Part 2, 22(H), 24(E), 27(L), 27(M)
- ANSI C63.26-2015
- FCC KDB 971168 D01 Power Meas License Digital Systems v03r01
- FCC KDB 412172 D01 Determining ERP and EIRP v01r01

Remark:

1. All test items were verified and recorded according to the standards and without any deviation during the test.
2. This EUT has also been tested and complied with the requirements of FCC Part 15, Subpart B, recorded in a separate test report.

2 Test Configuration of Equipment Under Test

2.1 Test Mode

Antenna port conducted and radiated test items listed below are performed according to KDB 971168 D01 Power Meas License Digital Systems v03r01 with maximum output power.

Radiated measurements are performed by rotating the EUT in three different orthogonal test planes to find the maximum emission.

Test Items	Band	Bandwidth (MHz)						Modulation			RB #			Test Channel		
		1.4	3	5	10	15	20	QPSK	16QAM	64QAM	1	Half	Full	L	M	H
Max. Output Power	2	v	v	v	v	v	v	v	v	v	v	v	v	v	v	v
	4	v	v	v	v	v	v	v	v	v	v	v	v	v	v	v
	5	v	v	v	v	-	-	v	v	v	v	v	v	v	v	v
	7	-	-	v	v	v	v	v	v	v	v	v	v	v	v	v
	26	v	v	v	v	v	-	v	v	v	v	v	v	v	v	v
	38	-	-	v	v	v	v	v	v	v	v	v	v	v	v	v
Peak-to-Average Ratio	2						v	v	v	v	v		v	v	v	v
	4						v	v	v	v	v		v	v	v	v
	7	-	-				v	v	v	v	v		v	v	v	v
	26				v		-	v	v	v	v		v	v	v	v
	38	-	-				v	v	v	v	v		v	v	v	v
26dB and 99% Bandwidth	2	v	v	v	v	v	v	v	v	v			v	v	v	v
	4	v	v	v	v	v	v	v	v	v			v	v	v	v
	7	-	-	v	v	v	v	v	v	v			v	v	v	v
	26	v	v	v	v	v	-	v	v	v			v	v	v	v
	38	-	-	v	v	v	v	v	v	v			v	v	v	v
Conducted Band Edge	2	v	v	v	v	v	v	v	v	v	v		v	v		v
	4	v	v	v	v	v	v	v	v	v	v		v	v		v
	7	-	-	v	v	v	v	v	v	v	v		v	v		v
	26	v	v	v	v	v	-	v	v	v	v		v	v		v
	38	-	-	v	v	v	v	v	v	v	v		v	v		v

Test Items	Band	Bandwidth (MHz)						Modulation			RB #			Test Channel		
		1.4	3	5	10	15	20	QPSK	16QAM	64QAM	1	Half	Full	L	M	H
Conducted Spurious Emission	2	v	v	v	v	v	v	v	v	v	v			v	v	v
	4	v	v	v	v	v	v	v	v	v	v			v	v	v
	7	-	-	v	v	v	v	v	v	v	v			v	v	v
	26	v	v	v	v	v	-	v	v	v	v			v	v	v
	38	-	-	v	v	v	v	v	v	v	v			v	v	v
Frequency Stability	2				v			v					v		v	
	4				v			v					v		v	
	7	-	-		v			v					v		v	
	26				v		-	v					v		v	
	38	-	-		v			v					v		v	
E.R.P / E.I.R.P	2	v	v	v	v	v	v	v	v	v	v			v	v	v
	4	v	v	v	v	v	v	v	v	v	v			v	v	v
	7	-	-	v	v	v	v	v	v	v	v			v	v	v
	26	v	v	v	v	v	-	v	v	v	v			v	v	v
	38	-	-	v	v	v	v	v	v	v	v			v	v	v
Radiated Spurious Emission	2	Worst Case													v	
	4	Worst Case													v	
	7	Worst Case													v	
	26	Worst Case													v	
	38	Worst Case													v	
Note	1. The mark "**v** " means that this configuration is chosen for testing 2. The mark "-" means that this bandwidth is not supported. 3. The device is investigated from 30MHz to 10 times of fundamental signal for radiated spurious emission test under different RB size/offset and modulations in exploratory test. Subsequently, only the worst case emissions are reported. 4. LTE Band 26 overlaps the entire frequency range of LTE Band 5. Therefore, the test results provided in this report covers Band 5 and the portion of Band 26 subject to Part 22.															

Test Items	Band	Bandwidth (MHz)										Modulation			RB #			Test Channel		
		20+20	20+15	15+20	20+10	10+20	20+5	5+20	15+15	15+10	10+15	QPSK	16QAM	64QAM	1	Half	Full	L	M	H
Max. Output Power	7C_CA	v	v	v	v	v	-	-	v	v	-	v	v	v	v	v	v	v	v	v
	38C_CA	v	-	-	-	-	-	-	v	-	-	v	v	v	v	v	v	v	v	v
26dB and 99% Bandwidth	7C_CA	v	v	v	v	v	-	-	v	v	-	v	v	v			v	v	v	v
	38C_CA	v	-	-	-	-	-	-	v	-	-	v	v	v			v	v	v	v
Conducted Band Edge	7C_CA	v	v	v	v	v	-	-	v	v	-	v	v	v	v		v	v		v
	38C_CA	v	-	-	-	-	-	-	v	-	-	v	v	v	v		v	v		v
Conducted Spurious Emission	7C_CA	v	v	v	v	v	-	-	v	v	-	v	v	v	v			v	v	v
	38C_CA	v	-	-	-	-	-	-	v	-	-	v	v	v	v			v	v	v
E.I.R.P.	7C_CA	v	v	v	v	v	-	-	v	v	-	v	v	v	v			v	v	v
	38C_CA	v	-	-	-	-	-	-	v	-	-	v	v	v	v			v	v	v
Radiated Spurious Emission	7C_CA	Worst Case																v	v	v
	38C_CA	Worst Case																v	v	v
Note	1. The mark "**v** " means that this configuration is chosen for testing 2. The mark "-" means that this bandwidth is not supported. 3. The device is investigated from 30MHz to 10 times of fundamental signal for radiated spurious emission test under different RB size/offset and modulations in exploratory test. Subsequently, only the worst case emissions are reported.																			

2.2 Connection Diagram of Test System

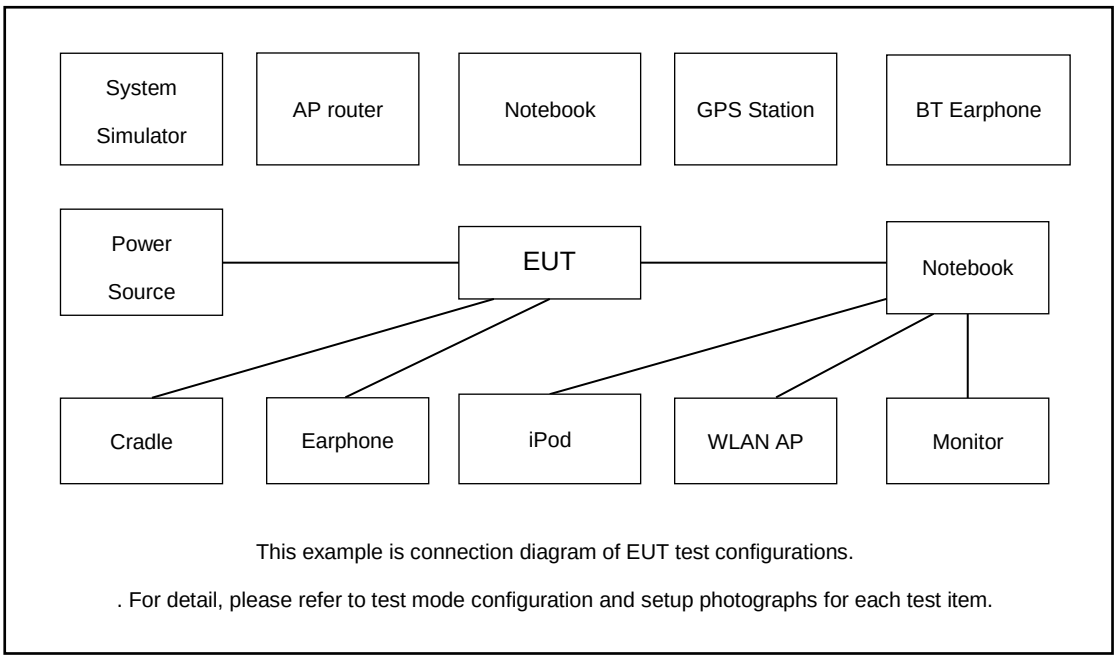

2.3 Support Unit used in test configuration and system

Item	Equipment	Trade Name	Model No.	FCC ID	Data Cable	Power Cord
1.	System Simulator	Anritsu	MT8820C	N/A	N/A	Unshielded, 1.8 m
2.	DC Power Supply	GW INSTEK	GPS-3030D	N/A	N/A	Unshielded, 1.8 m

2.4 Measurement Results Explanation Example

For all conducted test items:

The offset level is set in the spectrum analyzer to compensate the RF cable loss between EUT conducted output port and spectrum analyzer. With the offset compensation, the spectrum analyzer reading level is exactly the EUT RF output level.

The spectrum analyzer offset is derived from RF cable loss.

Offset = RF cable loss

Following shows an offset computation example with cable loss 4.9 dB.

Example :

Offset(dB) = RF cable loss(dB).

= 4.9 (dB)

2.5 Frequency List of Low/Middle/High Channels

LTE Band 2 Channel and Frequency List				
BW [MHz]	Channel/Frequency(MHz)	Lowest	Middle	Highest
20	Channel	18700	18900	19100
	Frequency	1860	1880	1900
15	Channel	18675	18900	19125
	Frequency	1857.5	1880	1902.5
10	Channel	18650	18900	19150
	Frequency	1855	1880	1905
5	Channel	18625	18900	19175
	Frequency	1852.5	1880	1907.5
3	Channel	18615	18900	19185
	Frequency	1851.5	1880	1908.5
1.4	Channel	18607	18900	19193
	Frequency	1850.7	1880	1909.3

LTE Band 4 Channel and Frequency List				
BW [MHz]	Channel/Frequency(MHz)	Lowest	Middle	Highest
20	Channel	20050	20175	20300
	Frequency	1720	1732.5	1745
15	Channel	20025	20175	20325
	Frequency	1717.5	1732.5	1747.5
10	Channel	20000	20175	20350
	Frequency	1715	1732.5	1750
5	Channel	19975	20175	20375
	Frequency	1712.5	1732.5	1752.5
3	Channel	19965	20175	20385
	Frequency	1711.5	1732.5	1753.5
1.4	Channel	19957	20175	20393
	Frequency	1710.7	1732.5	1754.3

LTE Band 5 Channel and Frequency List				
BW [MHz]	**Channel/Frequency(MHz)**	**Lowest**	**Middle**	**Highest**
10	Channel	20450	20525	20600
	Frequency	829	836.5	844
5	Channel	20425	20525	20625
	Frequency	826.5	836.5	846.5
3	Channel	20415	20525	20635
	Frequency	825.5	836.5	847.5
1.4	Channel	20407	20525	20643
	Frequency	824.7	836.5	848.3

LTE Band 7 Channel and Frequency List				
BW [MHz]	**Channel/Frequency(MHz)**	**Lowest**	**Middle**	**Highest**
20	Channel	20850	21100	21350
	Frequency	2510	2535	2560
15	Channel	20825	21100	21375
	Frequency	2507.5	2535	2562.5
10	Channel	20800	21100	21400
	Frequency	2505	2535	2565
5	Channel	20775	21100	21425
	Frequency	2502.5	2535	2567.5

LTE Band 26 Channel and Frequency List				
BW [MHz]	Channel/Frequency(MHz)	Lowest	Middle	Highest
15	Channel	26865	26915	26965
	Frequency	831.5	836.5	841.5
10	Channel	26840	26915	26990
	Frequency	829	836.5	844
5	Channel	26815	26915	27015
	Frequency	826.5	836.5	846.5
3	Channel	26805	26915	27025
	Frequency	825.5	836.5	847.5
1.4	Channel	26797	26915	27033
	Frequency	824.7	836.5	848.3

LTE Band 38 Channel and Frequency List				
BW [MHz]	Channel/Frequency(MHz)	Lowest	Middle	Highest
20	Channel	37850	38000	38150
	Frequency	2580	2595	2610
15	Channel	37825	38000	38175
	Frequency	2577.5	2595	2612.5
10	Channel	37800	38000	38200
	Frequency	2575	2595	2615
5	Channel	37775	38000	38225
	Frequency	2572.5	2595	2617.5

LTE Band 7C_CA Channel and Frequency List					
BW [MHz]	Channel/Frequency(MHz)		Lowest	Middle	Highest
20 + 20	PCC	Channel	20850	21001	21152
		Frequency	2510.0	2525.1	2540.2
	SCC	Channel	21048	21199	21350
		Frequency	2529.8	2544.9	2560.0
20 + 15	PCC	Channel	20850	21026	21201
		Frequency	2510.0	2527.6	2545.1
	SCC	Channel	21021	21197	21372
		Frequency	2527.1	2544.7	2562.2
15 + 20	PCC	Channel	20828	21003	21179
		Frequency	2507.8	2525.3	2542.9
	SCC	Channel	20999	21174	21350
		Frequency	2524.9	2542.4	2560.0
20 + 10	PCC	Channel	20850	21051	21251
		Frequency	2510.0	2530.1	2550.1
	SCC	Channel	20994	21195	21395
		Frequency	2524.4	2544.5	2564.5
10 + 20	PCC	Channel	20805	21006	21206
		Frequency	2505.5	2525.6	2545.6
	SCC	Channel	20949	21150	21350
		Frequency	2519.9	2540.0	2560.0
15 + 15	PCC	Channel	20825	21025	21225
		Frequency	2507.5	2527.5	2547.5
	SCC	Channel	20975	21175	21375
		Frequency	2522.5	2542.5	2562.5
15 + 10	PCC	Channel	20825	21051	21277
		Frequency	2507.5	2530.1	2552.7
	SCC	Channel	20945	21171	21397
		Frequency	2519.5	2542.1	2564.7

LTE Band 38C_CA Channel and Frequency List					
BW [MHz]	Channel/Frequency(MHz)		Lowest	Middle	Highest
20 + 20	PCC	Channel	37850	37901	37952
		Frequency	2580.0	2585.1	2590.2
	SCC	Channel	38048	38099	38150
		Frequency	2599.8	2604.9	2610.0
15+ 15	PCC	Channel	37825	37925	38025
		Frequency	2577.5	2587.5	2597.5
	SCC	Channel	37975	38075	38175
		Frequency	2592.5	2602.5	2612.5

3 Conducted Test Items

3.1 Measuring Instruments

See list of measuring instruments of this test report.

3.2 Test Setup

3.2.1 Conducted Output Power



3.2.2 Peak-to-Average Ratio, Occupied Bandwidth ,Conducted Band-Edge and Conducted Spurious Emission

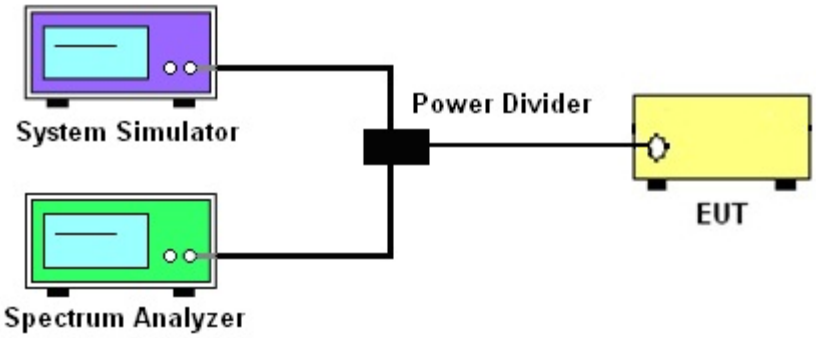

3.2.3 Frequency Stability

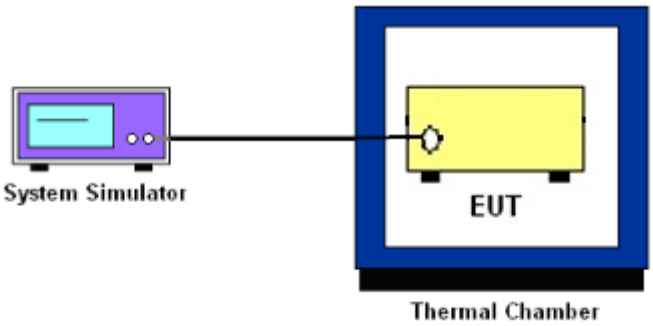

3.3 Test Result of Conducted Test

Please refer to Appendix A.

3.4 Conducted Output Power and ERP/EIRP

3.4.1 Description of the Conducted Output Power Measurement and ERP/EIRP Measurement

A system simulator was used to establish communication with the EUT. Its parameters were set to force the EUT transmitting at maximum output power. The measured power in the radio frequency on the transmitter output terminals shall be reported.

The ERP of mobile transmitters must not exceed 7 Watts for LTE Band 5 and Band 26.

The EIRP of mobile transmitters must not exceed 2 Watts for LTE Band 2 and Band 7and Band 38.

The EIRP of mobile transmitters must not exceed 1 Watts for LTE Band 4.

According to KDB 412172 D01 Power Approach,

EIRP = $P_T + G_T – L_C$, ERP = EIRP -2.15, where

P_T = transmitter output power in dBm

G_T = gain of the transmitting antenna in dBi

L_C = signal attenuation in the connecting cable between the transmitter and antenna in dB

3.4.2 Test Procedures

1. The testing follows ANSI C63.26 Section 5.2
2. The transmitter output port was connected to the system simulator.
3. Set EUT at maximum power through the system simulator.
4. Select lowest, middle, and highest channels for each band and different modulation.
5. Measure and record the power level from the system simulator.

3.5 Peak-to-Average Ratio

3.5.1 Description of the PAR Measurement

Power Complementary Cumulative Distribution Function (CCDF) curves provide a means for characterizing the power peaks of a digitally modulated signal on a statistical basis. A CCDF curve depicts the probability of the peak signal amplitude exceeding the average power level. Most contemporary measurement instrumentation include the capability to produce CCDF curves for an input signal provided that the instrument's resolution bandwidth can be set wide enough to accommodate the entire input signal bandwidth. In measuring transmissions in this band using an average power technique, the peak-to-average ratio (PAR) of the transmission may not exceed 13 dB.

3.5.2 Test Procedures

1. The testing follows ANSI C63.26 Section 5.2.3.4 (CCDF).
2. The EUT was connected to spectrum and system simulator via a power divider.
3. Set the CCDF (Complementary Cumulative Distribution Function) option in spectrum analyzer.
4. The highest RF powers were measured and recorded the maximum PAPR level associated with a probability of 0.1 %.
5. Record the deviation as Peak to Average Ratio.

3.6 Occupied Bandwidth

3.6.1 Description of Occupied Bandwidth Measurement

The occupied bandwidth is the width of a frequency band such that, below the lower and above the upper frequency limits, the mean powers emitted are each equal to a specified percentage 0.5% of the total mean transmitted power.

The 26 dB emission bandwidth is defined as the frequency range between two points, one above and one below the carrier frequency, at which the spectral density of the emission is attenuated 26 dB below the maximum in-band spectral density of the modulated signal. Spectral density (power per unit bandwidth) is to be measured with a detector of resolution bandwidth equal to approximately 1.0% of the emission bandwidth.

3.6.2 Test Procedures

1. The testing follows ANSI C63.26 Section 5.4
2. The EUT was connected to spectrum analyzer and system simulator via a power divider.
3. The spectrum analyzer center frequency is set to the nominal EUT channel center frequency. The span range for the spectrum analyzer shall be between two and five times the anticipated OBW.
4. The nominal resolution bandwidth (RBW) shall be in the range of 1 to 5 % of the anticipated OBW, and the VBW shall be at least 3 times the RBW.
5. Set the detection mode to peak, and the trace mode to max hold.
6. Determine the reference value: Set the EUT to transmit a modulated signal. Allow the trace to stabilize. Set the spectrum analyzer marker to the highest level of the displayed trace.
   (this is the reference value)
7. Determine the “-26 dB down amplitude” as equal to (Reference Value – X).
8. Place two markers, one at the lowest and the other at the highest frequency of the envelope of the spectral display such that each marker is at or slightly below the “–X dB down amplitude” determined in step 6. If a marker is below this “-X dB down amplitude” value it shall be placed as close as possible to this value. The OBW is the positive frequency difference between the two markers.
9. Use the 99 % power bandwidth function of the spectrum analyzer and report the measured bandwidth.

3.7 Conducted Band Edge

3.7.1 Description of Conducted Band Edge Measurement

22.917(a)

For operations in the 824 – 849 MHz band, the FCC limit is 43 + $10\log_{10}$(P[Watts]) dB below the transmitter power P(Watts) in a 100kHz bandwidth. However, in the 1MHz bands immediately outside and adjacent to the licensee's frequency block, a resolution bandwidth of at least one percent of the emission bandwidth of the fundamental emission of the transmitter may be employed.

24.238 (a)

For operations in the 1850-1910 and 1930-1990 MHz band, the FCC limit is 43 + $10\log_{10}$(P[Watts]) dB below the transmitter power P(Watts) in a 1MHz bandwidth. However, in the 1 MHz bands immediately outside and adjacent to the frequency block a resolution bandwidth of at least one percent of the emission bandwidth of the fundamental emission of the transmitter may be employed.

27.53 (h)

For operations in the 1710 – 1755 MHz band, the FCC limit is 43 + $10\log_{10}$(P[Watts]) dB below the transmitter power P(Watts) in a 1 MHz bandwidth. However, in the 1MHz bands immediately outside and adjacent to the licensee's frequency block, a resolution bandwidth of at least one percent of the emission bandwidth of the fundamental emission of the transmitter may be employed.

27.53(m)(4)

For mobile digital stations, the attenuation factor shall be not less than 40 + 10 log (P) dB on all frequencies between the channel edge and 5 megahertz from the channel edge, 43 + 10 log (P) dB on all frequencies between 5 megahertz and X megahertz from the channel edge, and 55 + 10 log (P) dB on all frequencies more than X megahertz from the channel edge, where X is the greater of 6 megahertz or the actual emission bandwidth as defined in paragraph (m)(6) of this section. In addition, the attenuation factor shall not be less that 43 + 10 log (P) dB on all frequencies between 2490.5 MHz and 2496 MHz and 55 + 10 log (P) dB at or below 2490.5 MHz. Mobile Satellite Service licensees operating on frequencies below 2495 MHz may also submit a documented interference complaint against BRS licensees operating on channel BRS Channel 1 on the same terms and conditions as adjacent channel BRS or EBS licensees.

3.7.2 Test Procedures

1. The testing follows ANSI C63.26 section 5.7
2. The EUT was connected to spectrum analyzer and system simulator via a power divider.
3. The band edges of low and high channels for the highest RF powers were measured.
4. Set RBW >= 1% EBW in the 1MHz band immediately outside and adjacent to the band edge.
5. Beyond the 1 MHz band from the band edge, RBW=1MHz was used.
6. Set spectrum analyzer with RMS detector.
7. The RF fundamental frequency should be excluded against the limit line in the operating frequency band.
8. Checked that all the results comply with the emission limit line.

   Example:

   The limit line is derived from 43 + 10log(P)dB below the transmitter power P(Watts)

   = P(W)- [43 + 10log(P)] (dB)

   = [30 + 10log(P)] (dBm) - [43 + 10log(P)] (dB) = -13dBm.
9. For LTE Band 7, 38 the other 40 dB, and 55 dB have additionally applied same calculation above.

3.8 Conducted Spurious Emission

3.8.1 Description of Conducted Spurious Emission Measurement

The power of any emission outside of the authorized operating frequency ranges must be lower than the transmitter power (P) by a factor of at least 43 + 10 log (P) dB.

For Band 7,38:

The power of any emission outside of the authorized operating frequency ranges must be lower than the transmitter power (P) by a factor of at least 55 + 10 log (P) dB.

It is measured by means of a calibrated spectrum analyzer and scanned from 30 MHz up to a frequency including its 10th harmonic.

3.8.2 Test Procedures

1. The testing follows ANSI C63.26 section 5.7
2. The EUT was connected to spectrum analyzer and system simulator via a power divider.
3. The RF output of EUT was connected to the spectrum analyzer by RF cable and attenuator. The path loss was compensated to the results for each measurement.
4. The middle channel for the highest RF power within the transmitting frequency was measured.
5. The conducted spurious emission for the whole frequency range was taken.
6. Make the measurement with the spectrum analyzer's RBW = 1MHz, VBW = 3MHz.
7. Set spectrum analyzer with RMS detector.
8. Taking the record of maximum spurious emission.
9. The RF fundamental frequency should be excluded against the limit line in the operating frequency band.
10. The limit line is derived from 43 + 10log(P)dB below the transmitter power P(Watts)
    = P(W)- [43 + 10log(P)] (dB)
    = [30 + 10log(P)] (dBm) - [43 + 10log(P)] (dB)
    = -13dBm.
11. For Band 7, 38
    The limit line is derived from 55 + 10log(P)dB below the transmitter power P(Watts)
    = P(W)- [55+ 10log(P)] (dB)
    = [30+ 10log(P)] (dBm) - [55+ 10log(P)] (dB)
    = -25dBm.

3.9 Frequency Stability

3.9.1 Description of Frequency Stability Measurement

The frequency stability shall be measured by variation of ambient temperature and variation of primary supply voltage to ensure that the fundamental emission stays within the authorized frequency block. The frequency stability of the transmitter shall be maintained within ±0.00025% (±2.5ppm) of the center frequency.

3.9.2 Test Procedures for Temperature Variation

1. The testing follows ANSI C63.26 section 5.6.4
2. The EUT was set up in the thermal chamber and connected with the system simulator.
3. With power OFF, the temperature was decreased to -30°C and the EUT was stabilized before testing. Power was applied and the maximum change in frequency was recorded within one minute.
4. With power OFF, the temperature was raised in 10°C step up to 50°C. The EUT was stabilized at each step for at least half an hour. Power was applied and the maximum frequency change was recorded within one minute.

3.9.3 Test Procedures for Voltage Variation

1. The testing follows ANSI C63.26 section 5.6.5
2. The EUT was placed in a temperature chamber at 20±5°C and connected with the system simulator.
3. The power supply voltage to the EUT was varied from 85% to 115% of the nominal value for other than hand carried battery equipment.
4. For hand carried, battery powered equipment, reduce the primary ac or dc supply voltage to the battery operating end point, which shall be specified by the manufacturer.
5. The variation in frequency was measured for the worst case.

4 Radiated Test Items

4.1 Measuring Instruments

See list of measuring instruments of this test report.

4.2 Test Setup

4.2.1 For radiated test from 30MHz to 1GHz

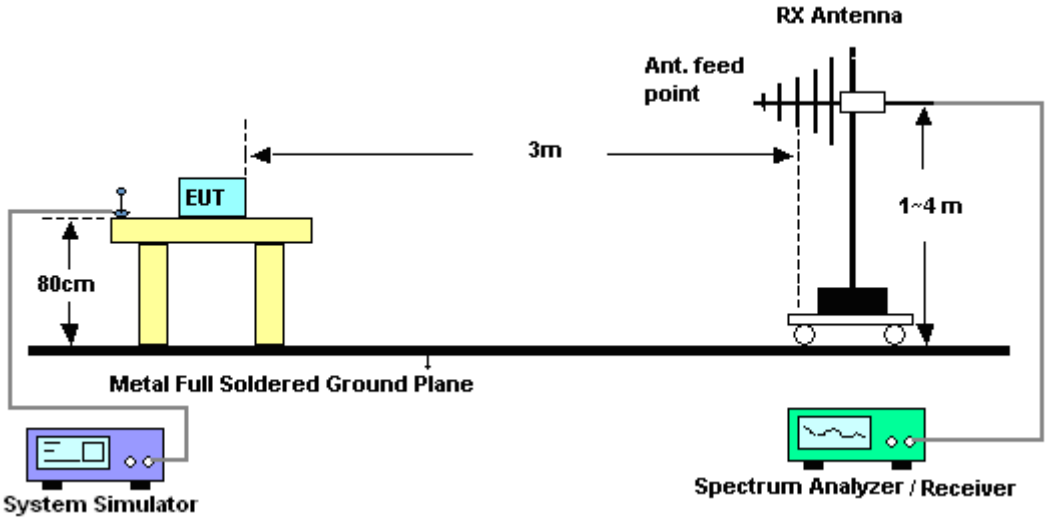

4.2.2 For radiated test above 1GHz

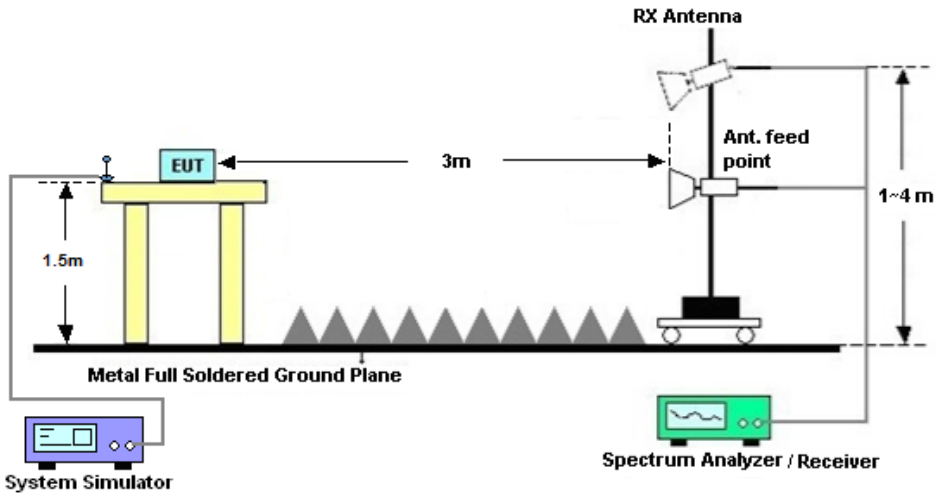

4.3 Test Result of Radiated Test

Please refer to Appendix B.

4.4 Radiated Spurious Emission

4.4.1 Description of Radiated Spurious Emission

The radiated spurious emission was measured by substitution method according to ANSI C63.26. The power of any emission outside of the authorized operating frequency ranges must be attenuated below the transmitter power (P) by a factor of at least 43 + 10 log (P) dB.

For Band 7, 38

The power of any emission outside of the authorized operating frequency ranges must be attenuated below the transmitter power (P) by a factor of at least 55 + 10 log (P) dB.

The spectrum is scanned from 30 MHz up to a frequency including its 10th harmonic.

4.4.2 Test Procedures

1. The testing follows ANSI C63.26 Section 5.5
2. The EUT was placed on a turntable with 0.8 meter height for frequency below 1GHz and 1.5 meter height for frequency above 1GHz respectively above ground.
3. The EUT was set 3 meters from the receiving antenna mounted on the antenna tower.
4. The table was rotated 360 degrees to determine the position of the highest spurious emission.
5. The height of the receiving antenna is varied between 1m to 4m to search the maximum spurious emission for both horizontal and vertical polarizations.
6. During the measurement, the system simulator parameters were set to force the EUT transmitting at maximum output power.
7. Make the measurement with the spectrum analyzer's RBW = 1MHz, VBW = 3MHz, taking the record of maximum spurious emission.
8. A horn antenna was substituted in place of the EUT and was driven by a signal generator.
9. Tune the output power of signal generator to the same emission level with EUT maximum spurious emission.
10. EIRP (dBm) = S.G. Power – Tx Cable Loss + Tx Antenna Gain
11. ERP (dBm) = EIRP - 2.15
12. The RF fundamental frequency should be excluded against the limit line in the operating frequency band.
    The limit line is derived from 43 + 10log(P)dB below the transmitter power P(Watts)
    = P(W)- [43 + 10log(P)] (dB)
    = [30 + 10log(P)] (dBm) - [43 + 10log(P)] (dB)
    = -13dBm.
13. For Band 7, 38:
    The limit line is derived from 55 + 10log(P)dB below the transmitter power P(Watts)

5 List of Measuring Equipment

Instrument	Manufacturer	Model No.	Serial No.	Characteristics	Calibration Date	Test Date	Due Date	Remark
Spectrum Analyzer	R&S	FSV40	101040	10Hz~40GHz	Aug. 07, 2019	Sep. 05, 2019~ Sep. 24, 2019	Aug. 06, 2020	Conducted (TH01-KS)
Thermal Chamber	Ten Billion	TTC-B3S	TBN-960502	-40~+150°C	Nov. 19, 2018	Sep. 05, 2019~ Sep. 24, 2019	Nov. 18, 2019	Conducted (TH01-KS)
EXA Spectrum Analyzer	Keysight	N9010A	MY55150244	10Hz-44G,MAX 30dB	Apr. 16, 2019	Sep. 10, 2019	Apr. 15, 2020	Radiation (03CH04-KS)
Bilog Antenna	TeseQ	CBL6111D	44483	30MHz-1GHz	Dec. 28, 2018	Sep. 10, 2019	Dec. 27, 2019	Radiation (03CH04-KS)
Horn Antenna	Schwarzbeck	BBHA9120D	1648	1GHz~18GHz	Jan. 27, 2019	Sep. 10, 2019	Jan. 26, 2020	Radiation (03CH04-KS)
SHF-EHF Horn	Com-power	AH-840	101070	18GHz~40GHz	Jan. 05, 2019	Sep. 10, 2019	Jan. 04, 2020	Radiation (03CH04-KS)
Amplifier	SONOMA	310N	187289	9KHz-1GHz	Aug. 06, 2019	Sep. 10, 2019	Aug. 05, 2020	Radiation (03CH04-KS)
Amplifier	MITEQ	TTA1840-35-HG	2014749	18~40GHz	Jan. 14, 2019	Sep. 10, 2019	Jan. 13, 2020	Radiation (03CH04-KS)
high gain Amplifier	MITEQ	AMF-7D-00101800-30-10P	2025788	1Ghz-18Ghz	Aug. 16, 2019	Sep. 10, 2019	Aug. 15, 2020	Radiation (03CH04-KS)
Amplifier	Keysight	83017A	MY53270319	500MHz~26.5GHz	Oct. 12, 2018	Sep. 10, 2019	Oct. 11, 2019	Radiation (03CH04-KS)
AC Power Source	Chroma	61601	F104090004	N/A	NCR	Sep. 10, 2019	NCR	Radiation (03CH04-KS)
Turn Table	ChamPro	EM 1000-T	060762-T	0~360 degree	NCR	Sep. 10, 2019	NCR	Radiation (03CH04-KS)
Antenna Mast	ChamPro	EM 1000-A	060762-A	1 m~4 m	NCR	Sep. 10, 2019	NCR	Radiation (03CH04-KS)

NCR: No Calibration Required

6 Uncertainty of Evaluation

The measurement uncertainties shown below were calculated in accordance with the requirements of ANSI 63.26-2015. All the measurement uncertainty value were shown with a coverage K=2 to indicate 95% level of confidence. The measurement data show herein meets or exceeds the CISPR measurement uncertainty values specified in CISPR 16-4-2 and can be compared directly to specified limit to determine compliance.

Uncertainty of Radiated Emission Measurement (30 MHz ~ 1000 MHz)

Measuring Uncertainty for a Level of Confidence of 95% (U = 2Uc(y))	**3.3dB**

Uncertainty of Radiated Emission Measurement (1 GHz ~ 40 GHz)

Measuring Uncertainty for a Level of Confidence of 95% (U = 2Uc(y))	**2.8dB**

Appendix A. Test Results of Conducted Test

Conducted Output Power(Average power)

LTE Band 2 Maximum Average Power [dBm]						
BW [MHz]	RB Size	RB Offset	Mod	Lowest	Middle	Highest
20	1	0	QPSK	22.90	23.04	22.82
20	1	49		22.92	22.98	22.89
20	1	99		22.93	22.80	22.79
20	50	0		21.97	21.92	21.86
20	50	24		21.95	21.95	21.83
20	50	50		21.90	21.87	21.83
20	100	0		21.93	21.91	21.81
20	1	0	16-QAM	22.15	22.24	22.10
20	1	49		22.20	22.18	22.25
20	1	99		22.16	22.05	21.95
20	50	0		21.06	21.00	20.96
20	50	24		21.06	21.03	20.97
20	50	50		20.98	20.94	20.88
20	100	0		20.99	20.92	20.90
20	1	0	64-QAM	21.15	21.28	21.08
20	1	49		21.19	21.18	21.22
20	1	99		21.17	21.02	20.97
20	50	0		20.14	20.08	19.99
20	50	24		20.12	20.09	20.03
20	50	50		20.04	20.03	19.95
20	100	0		20.09	20.04	20.00
15	1	0	QPSK	22.76	22.89	22.80
15	1	37		22.80	23.01	22.77
15	1	74		22.71	22.75	22.81
15	36	0		21.88	21.90	21.85
15	36	20		21.89	21.93	21.85
15	36	39		21.83	21.87	21.80
15	75	0		21.84	21.89	21.82

15	1	0		22.05	22.11	22.10
15	1	37		22.11	22.20	22.10
15	1	74		22.01	22.02	21.99
15	36	0	**16-QAM**	20.95	20.95	20.93
15	36	20		20.95	20.98	20.92
15	36	39		20.91	20.91	20.85
15	75	0		20.92	20.93	20.88
15	1	0		20.99	21.12	21.11
15	1	37		21.13	21.21	21.04
15	1	74		21.04	20.97	20.97
15	36	0	**64-QAM**	20.04	20.01	19.96
15	36	20		20.02	20.03	19.99
15	36	39		19.96	19.97	19.92
15	75	0		20.01	19.99	19.95

LTE Band 2 Maximum Average Power [dBm]						
BW [MHz]	RB Size	RB Offset	Mod	Lowest	Middle	Highest
10	1	0	QPSK	22.90	23.00	22.97
10	1	25		22.85	23.00	22.80
10	1	49		22.86	22.89	22.84
10	25	0		21.90	21.97	21.85
10	25	12		21.93	21.96	21.84
10	25	25		21.85	21.89	21.80
10	50	0		21.87	21.92	21.84
10	1	0	16-QAM	22.13	22.20	22.19
10	1	25		22.14	22.19	22.05
10	1	49		22.14	22.08	22.06
10	25	0		20.99	20.99	20.90
10	25	12		20.98	20.98	20.90
10	25	25		20.93	20.95	20.86
10	50	0		20.95	20.96	20.89
10	1	0	64-QAM	21.09	21.22	21.20
10	1	25		21.16	21.19	21.02
10	1	49		21.11	21.14	21.05
10	25	0		20.07	20.06	19.98
10	25	12		20.05	20.06	19.99
10	25	25		19.99	20.00	19.92
10	50	0		20.02	20.03	19.95
5	1	0	QPSK	22.86	22.91	22.78
5	1	12		22.88	22.91	22.92
5	1	24		22.88	22.83	22.85
5	12	0		21.91	21.93	21.80
5	12	7		21.91	22.06	21.94
5	12	13		21.93	21.88	21.89
5	25	0		21.98	21.94	21.80
5	1	0	16-QAM	22.10	22.06	22.00
5	1	12		22.16	22.24	22.09
5	1	24		22.16	22.04	22.03
5	12	0		20.94	20.95	20.84
5	12	7		20.96	21.05	20.97

5	12	13		21.02	20.93	20.90
5	25	0		21.01	20.93	20.86
5	1	0	64-QAM	21.11	21.08	21.00
5	1	12		21.16	21.22	21.07
5	1	24		21.14	21.03	21.05
5	12	0		20.00	20.02	19.91
5	12	7		19.98	20.10	20.05
5	12	13		20.06	20.00	19.97
5	25	0		20.10	20.03	19.93

LTE Band 2 Maximum Average Power [dBm]						
BW [MHz]	RB Size	RB Offset	Mod	Lowest	Middle	Highest
3	1	0	QPSK	22.79	22.97	22.82
3	1	8		22.79	22.94	22.84
3	1	14		22.73	22.81	22.82
3	8	0		21.81	21.93	21.84
3	8	4		21.86	21.97	21.86
3	8	7		21.80	21.83	21.84
3	15	0		21.82	21.84	21.86
3	1	0	16-QAM	21.99	22.12	22.01
3	1	8		22.04	22.14	21.99
3	1	14		22.04	22.00	21.98
3	8	0		20.90	20.99	20.90
3	8	4		20.91	21.05	20.94
3	8	7		20.87	20.88	20.88
3	15	0		20.88	20.90	20.90
3	1	0	64-QAM	21.04	21.12	21.01
3	1	8		21.08	21.15	21.02
3	1	14		21.01	21.01	21.00
3	8	0		19.94	20.03	19.95
3	8	4		19.98	20.09	19.96
3	8	7		19.94	19.92	19.92
3	15	0		19.95	19.96	19.99
1.4	1	0	QPSK	22.75	22.90	22.78
1.4	1	3		22.81	22.96	22.87
1.4	1	5		22.75	22.87	22.76
1.4	3	0		22.77	22.92	22.82
1.4	3	1		22.82	22.96	22.88
1.4	3	3		22.78	22.92	22.82
1.4	6	0		21.77	21.89	21.80
1.4	1	0	16-QAM	22.00	22.10	21.93
1.4	1	3		22.07	22.18	22.03
1.4	1	5		21.99	22.07	21.92
1.4	3	0		21.81	21.93	21.76
1.4	3	1		21.87	21.98	21.84

1.4	3	3		21.81	21.91	21.78
1.4	6	0		20.90	20.99	20.90
1.4	1	0	64-QAM	21.00	21.11	20.99
1.4	1	3		21.03	21.16	21.04
1.4	1	5		20.96	21.10	20.97
1.4	3	0		20.94	21.06	20.92
1.4	3	1		20.99	21.09	20.98
1.4	3	3		20.93	21.03	20.90
1.4	6	0		19.92	20.03	19.92

LTE Band 4 Maximum Average Power [dBm]						
BW [MHz]	RB Size	RB Offset	Mod	Lowest	Middle	Highest
20	1	0	QPSK	22.74	22.82	22.88
20	1	49		22.78	22.80	22.83
20	1	99		22.71	22.73	22.61
20	50	0		21.74	21.84	21.95
20	50	24		21.77	21.83	21.81
20	50	50		21.70	21.76	21.74
20	100	0		21.69	21.79	21.78
20	1	0	16-QAM	21.91	22.13	22.26
20	1	49		21.98	22.14	22.15
20	1	99		21.98	22.05	21.96
20	50	0		20.83	20.95	21.04
20	50	24		20.86	20.93	20.90
20	50	50		20.81	20.86	20.87
20	100	0		20.80	20.89	20.89
20	1	0	64-QAM	20.87	21.12	21.21
20	1	49		21.02	21.12	21.10
20	1	99		20.94	21.05	20.94
20	50	0		19.91	20.00	20.08
20	50	24		19.93	20.00	19.98
20	50	50		19.86	19.95	19.93
20	100	0		19.87	20.00	19.98
15	1	0	QPSK	22.59	22.79	22.69
15	1	37		22.68	22.73	22.74
15	1	74		22.57	22.75	22.63
15	36	0		21.74	21.84	21.89
15	36	20		21.75	21.87	21.82
15	36	39		21.69	21.79	21.73
15	75	0		21.73	21.81	21.75
15	1	0	16-QAM	21.91	22.18	22.20
15	1	37		21.95	22.09	22.04
15	1	74		21.95	22.07	21.98
15	36	0		20.81	20.94	21.01
15	36	20		20.82	20.97	20.86

15	36	39		20.81	20.88	20.85
15	75	0		20.78	20.92	20.87
15	1	0	64-QAM	20.89	21.15	21.16
15	1	37		20.92	21.09	20.99
15	1	74		20.90	21.06	20.92
15	36	0		19.90	20.03	20.03
15	36	20		19.88	20.05	19.95
15	36	39		19.88	19.93	19.93
15	75	0		19.86	20.01	19.94

LTE Band 4 Maximum Average Power [dBm]						
BW [MHz]	RB Size	RB Offset	Mod	Lowest	Middle	Highest
10	1	0	QPSK	22.62	22.80	22.61
10	1	25		22.69	22.80	22.74
10	1	49		22.62	22.79	22.66
10	25	0		21.75	21.82	21.79
10	25	12		21.77	21.84	21.79
10	25	25		21.68	21.77	21.73
10	50	0		21.72	21.81	21.81
10	1	0	16-QAM	21.93	22.19	22.15
10	1	25		21.98	22.17	22.02
10	1	49		21.90	22.11	21.95
10	25	0		20.83	20.94	20.91
10	25	12		20.82	20.96	20.89
10	25	25		20.79	20.89	20.86
10	50	0		20.78	20.91	20.87
10	1	0	64-QAM	20.89	21.11	21.15
10	1	25		20.96	21.13	21.03
10	1	49		20.90	21.10	20.97
10	25	0		19.91	20.01	19.97
10	25	12		19.91	20.02	19.98
10	25	25		19.86	19.96	19.92
10	50	0		19.86	19.99	19.95
5	1	0	QPSK	22.56	22.77	22.76
5	1	12		22.67	22.75	22.82
5	1	24		22.61	22.71	22.67
5	12	0		21.71	21.82	21.76
5	12	7		21.78	21.88	21.81
5	12	13		21.73	21.80	21.76
5	25	0		21.69	21.81	21.78
5	1	0	16-QAM	21.85	22.09	22.00
5	1	12		21.95	22.12	22.15
5	1	24		21.90	22.02	22.01
5	12	0		20.80	20.93	20.88
5	12	7		20.81	20.99	20.94

5	12	13		20.77	20.91	20.85
5	25	0		20.81	20.93	20.86
5	1	0	64-QAM	20.86	21.12	21.00
5	1	12		20.90	21.07	21.08
5	1	24		20.90	21.03	20.97
5	12	0		19.85	19.98	19.96
5	12	7		19.88	20.06	19.99
5	12	13		19.84	19.95	19.92
5	25	0		19.87	20.00	19.91

LTE Band 4 Maximum Average Power [dBm]						
BW [MHz]	RB Size	RB Offset	Mod	Lowest	Middle	Highest
3	1	0	QPSK	22.60	22.73	22.77
3	1	8		22.72	22.73	22.69
3	1	14		22.69	22.69	22.66
3	8	0		21.77	21.78	21.71
3	8	4		21.80	21.79	21.74
3	8	7		21.75	21.74	21.73
3	15	0		21.78	21.76	21.74
3	1	0	16-QAM	21.93	22.03	22.10
3	1	8		22.04	22.08	22.05
3	1	14		21.93	22.02	21.96
3	8	0		20.93	20.93	20.90
3	8	4		20.92	20.98	20.89
3	8	7		20.89	20.92	20.86
3	15	0		20.87	20.86	20.85
3	1	0	64-QAM	20.89	21.07	21.07
3	1	8		21.04	21.09	20.96
3	1	14		20.94	21.06	20.94
3	8	0		19.91	20.00	19.94
3	8	4		19.94	20.01	19.94
3	8	7		19.94	19.95	19.90
3	15	0		19.93	19.96	19.91
1.4	1	0	QPSK	22.53	22.66	22.60
1.4	1	3		22.60	22.70	22.68
1.4	1	5		22.52	22.62	22.59
1.4	3	0		22.58	22.69	22.66
1.4	3	1		22.62	22.72	22.71
1.4	3	3		22.56	22.71	22.66
1.4	6	0		21.58	21.72	21.68
1.4	1	0	16-QAM	21.84	21.98	21.94
1.4	1	3		21.90	22.06	21.97
1.4	1	5		21.83	21.98	21.90
1.4	3	0		21.64	21.81	21.71
1.4	3	1		21.69	21.81	21.79

1.4	3	3		21.63	21.77	21.70
1.4	6	0		20.74	20.88	20.84
1.4	1	0	64-QAM	20.82	21.00	20.90
1.4	1	3		20.87	21.04	20.94
1.4	1	5		20.84	20.95	20.90
1.4	3	0		20.77	20.89	20.85
1.4	3	1		20.83	20.96	20.94
1.4	3	3		20.73	20.86	20.83
1.4	6	0		19.77	19.86	19.83

LTE Band 5 Maximum Average Power [dBm]						
BW [MHz]	RB Size	RB Offset	Mod	Lowest	Middle	Highest
10	1	0	QPSK	22.90	23.08	22.97
10	1	25		23.07	22.99	22.96
10	1	49		22.88	22.97	22.99
10	25	0		22.02	22.07	21.98
10	25	12		22.13	22.05	22.06
10	25	25		22.05	21.96	21.99
10	50	0		22.07	22.03	22.04
10	1	0	16-QAM	22.32	22.40	22.33
10	1	25		22.45	22.37	22.36
10	1	49		22.22	22.31	22.35
10	25	0		21.13	21.15	21.08
10	25	12		21.23	21.15	21.16
10	25	25		21.15	21.05	21.08
10	50	0		21.22	21.13	21.13
10	1	0	64-QAM	21.27	21.39	21.26
10	1	25		21.45	21.31	21.33
10	1	49		21.20	21.31	21.32
10	25	0		20.23	20.22	20.14
10	25	12		20.33	20.22	20.24
10	25	25		20.25	20.16	20.16
10	50	0		20.27	20.19	20.22
5	1	0	QPSK	22.88	22.89	22.94
5	1	12		22.90	22.96	23.02
5	1	24		23.01	22.92	22.99
5	12	0		22.04	22.03	21.97
5	12	7		22.04	22.04	22.12
5	12	13		22.02	22.00	22.04
5	25	0		22.02	22.00	21.98
5	1	0	16-QAM	22.32	22.26	22.29
5	1	12		22.30	22.35	22.37
5	1	24		22.44	22.24	22.32
5	12	0		21.15	21.11	21.09
5	12	7		21.21	21.14	21.20

5	12	13		21.15	21.10	21.17
5	25	0		21.12	21.12	21.08
5	1	0	64-QAM	21.32	21.25	21.25
5	1	12		21.24	21.30	21.33
5	1	24		21.39	21.26	21.34
5	12	0		20.24	20.20	20.17
5	12	7		20.24	20.20	20.27
5	12	13		20.22	20.14	20.23
5	25	0		20.23	20.19	20.15

LTE Band 5 Maximum Average Power [dBm]						
BW [MHz]	RB Size	RB Offset	Mod	Lowest	Middle	Highest
3	1	0	QPSK	22.90	22.96	23.02
3	1	8		22.97	22.96	23.00
3	1	14		22.84	22.90	22.98
3	8	0		21.99	21.98	22.05
3	8	4		22.04	22.00	22.09
3	8	7		22.00	21.96	22.03
3	15	0		22.01	21.97	22.04
3	1	0	16-QAM	22.29	22.34	22.35
3	1	8		22.38	22.31	22.39
3	1	14		22.25	22.30	22.33
3	8	0		21.21	21.13	21.21
3	8	4		21.20	21.15	21.22
3	8	7		21.21	21.09	21.21
3	15	0		21.10	21.08	21.16
3	1	0	64-QAM	21.21	21.28	21.37
3	1	8		21.31	21.31	21.36
3	1	14		21.20	21.28	21.33
3	8	0		20.20	20.15	20.22
3	8	4		20.28	20.22	20.31
3	8	7		20.22	20.16	20.23
3	15	0		20.19	20.13	20.24
1.4	1	0	QPSK	22.81	22.88	22.92
1.4	1	3		22.89	22.91	22.99
1.4	1	5		22.89	22.86	22.92
1.4	3	0		22.84	22.93	22.99
1.4	3	1		22.90	22.95	23.01
1.4	3	3		22.95	22.90	22.97
1.4	6	0		21.94	21.92	21.98
1.4	1	0	16-QAM	22.24	22.23	22.30
1.4	1	3		22.29	22.30	22.31
1.4	1	5		22.31	22.25	22.28
1.4	3	0		22.00	22.02	22.08
1.4	3	1		22.02	22.06	22.10

1.4	3	3		22.05	21.99	22.06
1.4	6	0		21.14	21.10	21.15
1.4	1	0	64-QAM	21.20	21.17	21.34
1.4	1	3		21.29	21.25	21.36
1.4	1	5		21.24	21.16	21.24
1.4	3	0		21.10	21.10	21.23
1.4	3	1		21.14	21.18	21.24
1.4	3	3		21.19	21.15	21.18
1.4	6	0		20.12	20.10	20.14

LTE Band 26 Maximum Average Power [dBm]						
BW [MHz]	RB Size	RB Offset	Mod	Lowest	Middle	Highest
15	1	0	QPSK	22.93	23.07	23.04
15	1	37		22.97	23.06	23.00
15	1	74		22.95	23.02	23.02
15	36	0		22.05	22.15	22.01
15	36	20		22.14	22.13	22.12
15	36	39		22.02	22.05	22.00
15	75	0		22.11	22.09	22.07
15	1	0	16-QAM	22.33	22.41	22.36
15	1	37		22.38	22.42	22.38
15	1	74		22.40	22.36	22.38
15	36	0		21.16	21.25	21.10
15	36	20		21.25	21.23	21.21
15	36	39		21.15	21.14	21.10
15	75	0		21.20	21.23	21.16
15	1	0	64-QAM	21.30	21.40	21.37
15	1	37		21.33	21.37	21.37
15	1	74		21.30	21.38	21.32
15	36	0		20.24	20.32	20.17
15	36	20		20.34	20.33	20.28
15	36	39		20.23	20.19	20.15
15	75	0		20.28	20.27	20.25
10	1	0	QPSK	22.88	22.96	23.02
10	1	25		22.95	23.01	23.05
10	1	49		22.94	23.02	22.96
10	25	0		22.00	22.08	22.02
10	25	12		21.98	22.08	22.01
10	25	25		22.02	22.01	22.06
10	50	0		21.97	22.03	22.01
10	1	0	16-QAM	22.31	22.39	22.36
10	1	25		22.36	22.36	22.38
10	1	49		22.39	22.39	22.31
10	25	0		21.11	21.21	21.11
10	25	12		21.13	21.18	21.11

10	25	25		21.16	21.11	21.14
10	50	0		21.09	21.15	21.12
10	1	0		21.24	21.31	21.32
10	1	25		21.30	21.37	21.35
10	1	49		21.32	21.33	21.31
10	25	0	**64-QAM**	20.20	20.26	20.19
10	25	12		20.18	20.26	20.18
10	25	25		20.26	20.17	20.22
10	50	0		20.18	20.23	20.17

LTE Band 26 Maximum Average Power [dBm]						
BW [MHz]	RB Size	RB Offset	Mod	Lowest	Middle	Highest
5	1	0	QPSK	22.89	23.03	23.04
5	1	12		22.87	22.99	22.99
5	1	24		22.91	22.99	22.99
5	12	0		21.90	22.04	22.06
5	12	7		22.05	22.06	22.05
5	12	13		22.01	22.05	22.04
5	25	0		22.00	22.02	22.06
5	1	0	16-QAM	22.28	22.43	22.37
5	1	12		22.25	22.37	22.36
5	1	24		22.30	22.30	22.28
5	12	0		21.04	21.19	21.17
5	12	7		21.17	21.19	21.20
5	12	13		21.14	21.14	21.14
5	25	0		21.10	21.15	21.17
5	1	0	64-QAM	21.27	21.40	21.34
5	1	12		21.22	21.35	21.36
5	1	24		21.31	21.31	21.30
5	12	0		20.12	20.24	20.24
5	12	7		20.20	20.24	20.26
5	12	13		20.18	20.21	20.20
5	25	0		20.20	20.21	20.25
3	1	0	QPSK	22.87	23.01	23.02
3	1	8		22.88	22.97	22.99
3	1	14		22.85	22.97	22.99
3	8	0		21.89	22.01	22.05
3	8	4		21.94	22.03	22.07
3	8	7		21.88	22.02	22.02
3	15	0		21.89	22.01	22.06
3	1	0	16-QAM	22.25	22.43	22.36
3	1	8		22.23	22.34	22.33
3	1	14		22.25	22.33	22.30
3	8	0		21.08	21.21	21.17
3	8	4		21.12	21.23	21.26

3	8	7		21.06	21.19	21.20
3	15	0		21.03	21.16	21.17
3	1	0	64-QAM	21.22	21.38	21.33
3	1	8		21.24	21.34	21.32
3	1	14		21.20	21.31	21.32
3	8	0		20.10	20.23	20.22
3	8	4		20.13	20.25	20.28
3	8	7		20.13	20.25	20.24
3	15	0		20.07	20.23	20.21

LTE Band 26 Maximum Average Power [dBm]						
BW [MHz]	RB Size	RB Offset	Mod	Lowest	Middle	Highest
1.4	1	0	QPSK	22.84	22.94	22.95
1.4	1	3		22.89	23.00	23.01
1.4	1	5		22.82	22.93	22.93
1.4	3	0		22.88	23.01	22.99
1.4	3	1		22.93	23.01	22.99
1.4	3	3		22.89	22.99	22.96
1.4	6	0		21.87	21.96	21.98
1.4	1	0	16-QAM	22.22	22.29	22.28
1.4	1	3		22.28	22.35	22.37
1.4	1	5		22.21	22.30	22.28
1.4	3	0		22.04	22.08	22.09
1.4	3	1		22.07	22.11	22.14
1.4	3	3		22.00	22.07	22.06
1.4	6	0		21.03	21.17	21.17
1.4	1	0	64-QAM	21.19	21.25	21.29
1.4	1	3		21.32	21.32	21.35
1.4	1	5		21.20	21.23	21.25
1.4	3	0		21.15	21.23	21.22
1.4	3	1		21.14	21.23	21.22
1.4	3	3		21.14	21.19	21.21
1.4	6	0		20.06	20.15	20.15

LTE Band 7 Maximum Average Power [dBm]						
BW [MHz]	RB Size	RB Offset	Mod	Lowest	Middle	Highest
20	1	0	QPSK	22.99	23.09	22.99
20	1	49		23.08	23.15	23.02
20	1	99		23.20	23.11	22.90
20	50	0		22.18	22.16	22.08
20	50	24		22.21	22.22	22.06
20	50	50		22.28	22.20	22.00
20	100	0		22.20	22.21	21.98
20	1	0	16-QAM	22.24	22.48	22.18
20	1	49		22.43	22.50	22.16
20	1	99		22.52	22.43	22.03
20	50	0		21.27	21.31	21.04
20	50	24		21.30	21.30	21.08
20	50	50		21.38	21.31	21.09
20	100	0		21.28	21.34	21.06
20	1	0	64-QAM	21.21	21.41	21.22
20	1	49		21.42	21.43	21.18
20	1	99		21.52	21.43	21.04
20	50	0		20.34	20.38	20.12
20	50	24		20.39	20.29	20.16
20	50	50		20.46	20.28	20.14
20	100	0		20.37	20.29	20.13
15	1	0	QPSK	23.02	23.11	22.91
15	1	37		23.14	23.10	22.87
15	1	74		23.16	22.98	22.83
15	36	0		22.20	22.17	21.96
15	36	20		22.20	22.22	21.99
15	36	39		22.17	22.19	21.96
15	75	0		22.20	22.20	21.98
15	1	0	16-QAM	22.23	22.39	22.19
15	1	37		22.40	22.40	22.12
15	1	74		22.48	22.62	22.13
15	36	0		21.25	21.23	21.06
15	36	20		21.31	21.22	21.10

15	36	39		21.31	21.22	21.04
15	75	0		21.30	21.22	21.03
15	1	0		21.24	21.36	21.19
15	1	37		21.44	21.40	21.13
15	1	74		21.46	21.57	21.15
15	36	0	**64-QAM**	20.35	20.28	20.13
15	36	20		20.38	20.32	20.16
15	36	39		20.36	20.30	20.11
15	75	0		20.37	20.30	20.12

LTE Band 7 Maximum Average Power [dBm]						
BW [MHz]	RB Size	RB Offset	Mod	Lowest	Middle	Highest
10	1	0	QPSK	23.01	23.08	22.96
10	1	25		23.02	23.09	22.88
10	1	49		23.14	22.93	22.92
10	25	0		22.09	22.18	21.92
10	25	12		22.19	22.18	21.95
10	25	25		22.21	22.16	21.86
10	50	0		22.20	22.18	21.92
10	1	0	16-QAM	22.24	22.43	22.08
10	1	25		22.32	22.43	22.00
10	1	49		22.44	22.44	22.06
10	25	0		21.17	21.16	21.02
10	25	12		21.26	21.24	21.00
10	25	25		21.27	21.29	20.92
10	50	0		21.28	21.19	21.01
10	1	0	64-QAM	21.26	21.34	21.12
10	1	25		21.28	21.36	20.99
10	1	49		21.41	21.43	20.95
10	25	0		20.26	20.23	20.08
10	25	12		20.36	20.26	20.07
10	25	25		20.34	20.27	19.99
10	50	0		20.37	20.24	20.08
5	1	0	QPSK	23.02	23.08	22.73
5	1	12		23.02	23.10	22.75
5	1	24		23.02	23.11	22.78
5	12	0		22.08	22.13	21.76
5	12	7		22.11	22.19	21.84
5	12	13		22.11	22.17	21.78
5	25	0		22.10	22.07	21.83
5	1	0	16-QAM	22.25	22.39	21.98
5	1	12		22.26	22.34	21.94
5	1	24		22.26	22.36	21.92
5	12	0		21.16	21.19	20.85
5	12	7		21.21	21.22	20.86

5	12	13		21.17	21.18	20.90
5	25	0		21.15	21.16	20.85
5	1	0	64-QAM	21.24	21.33	20.97
5	1	12		21.27	21.30	20.93
5	1	24		21.29	21.36	20.93
5	12	0		20.20	20.24	19.92
5	12	7		20.25	20.28	19.94
5	12	13		20.27	20.24	19.96
5	25	0		20.16	20.23	19.96

LTE Band 38 Maximum Average Power [dBm]						
BW [MHz]	RB Size	RB Offset	Mod	Lowest	Middle	Highest
20	1	0	QPSK	23.18	23.19	22.89
20	1	49		23.08	23.02	22.98
20	1	99		22.98	23.08	23.07
20	50	0		22.00	22.15	21.96
20	50	24		22.04	22.13	22.12
20	50	50		22.01	21.98	22.15
20	100	0		22.20	22.16	21.93
20	1	0	16-QAM	22.00	21.99	22.13
20	1	49		22.22	21.99	22.02
20	1	99		22.21	22.30	22.22
20	50	0		21.31	21.18	20.99
20	50	24		21.16	21.06	21.18
20	50	50		21.13	21.29	21.01
20	100	0		21.12	21.20	21.19
20	1	0	64-QAM	20.90	21.01	21.00
20	1	49		21.08	21.01	20.97
20	1	99		20.87	21.13	21.36
20	50	0		20.04	20.09	20.04
20	50	24		20.18	20.17	20.21
20	50	50		20.33	20.21	20.07
20	100	0		20.44	20.21	20.17
15	1	0	QPSK	22.95	22.90	22.84
15	1	37		22.86	22.88	22.98
15	1	74		23.03	23.08	23.17
15	36	0		21.99	21.95	21.95
15	36	20		22.04	21.98	21.99
15	36	39		21.99	21.98	22.08
15	75	0		22.02	21.97	21.97
15	1	0	16-QAM	22.06	22.01	22.08
15	1	37		21.98	21.97	22.10
15	1	74		22.13	22.15	22.24
15	36	0		21.05	21.01	20.98
15	36	20		21.10	21.07	21.02

15	36	39		21.05	21.03	21.07
15	75	0		21.11	21.03	21.04
15	1	0	64-QAM	20.92	20.82	20.98
15	1	37		20.87	20.85	20.94
15	1	74		21.01	20.97	21.13
15	36	0		20.16	20.05	20.12
15	36	20		20.19	20.10	20.13
15	36	39		20.20	20.10	20.18
15	75	0		20.13	20.11	20.13

LTE Band 38 Maximum Average Power [dBm]						
BW [MHz]	RB Size	RB Offset	Mod	Lowest	Middle	Highest
10	1	0	QPSK	22.96	22.88	22.82
10	1	25		22.93	22.89	22.96
10	1	49		22.94	22.95	23.12
10	25	0		21.89	22.01	21.87
10	25	12		21.86	21.95	22.01
10	25	25		22.01	21.93	22.00
10	50	0		21.95	21.98	22.03
10	1	0	16-QAM	22.05	22.07	21.97
10	1	25		21.93	21.94	22.09
10	1	49		22.03	21.98	22.20
10	25	0		21.09	20.96	21.01
10	25	12		20.99	21.03	21.12
10	25	25		21.05	21.05	21.10
10	50	0		21.06	21.07	21.13
10	1	0	64-QAM	20.86	20.80	20.80
10	1	25		20.78	20.82	20.89
10	1	49		20.90	20.88	21.05
10	25	0		20.09	20.08	20.02
10	25	12		20.04	20.12	20.17
10	25	25		20.12	20.03	20.16
10	50	0		20.10	20.05	20.09
5	1	0	QPSK	22.92	22.78	22.93
5	1	12		22.82	22.91	22.91
5	1	24		22.87	22.92	23.06
5	12	0		22.00	21.95	21.99
5	12	7		22.00	21.98	22.04
5	12	13		21.87	21.96	22.00
5	25	0		22.01	21.98	21.96
5	1	0	16-QAM	22.02	21.87	22.02
5	1	12		21.99	22.01	21.98
5	1	24		22.00	22.04	22.16
5	12	0		21.04	20.97	21.00
5	12	7		21.08	21.03	21.08

5	12	13		21.01	20.98	21.07
5	25	0		21.05	21.09	21.03
5	1	0	64-QAM	20.94	20.75	20.92
5	1	12		20.83	20.87	20.88
5	1	24		20.83	20.89	21.03
5	12	0		20.09	20.03	20.10
5	12	7		20.14	20.13	20.12
5	12	13		20.03	20.06	20.09
5	25	0		20.09	20.09	20.11

CA Power

CA_7C								
Combination 20MHz+20MHz (100RB+100RB)								
PCC Channel	SCC Channel	Modulation	PCC		SCC		Total RB Size	Measured Power (dBm)
			RB Size	RB offset	RB Size	RB offset		
20850	21048	QPSK	0	0	1	99	1	23.11
			1	0	0	0	1	23.07
			100	0	0	0	100	22.2
			100	0	100	0	200	21.18
			1	0	1	99	2	14.58
			1	0	1	0	2	18.72
			1	99	1	0	2	23.23
			100	0	1	99	101	19.68
		16QAM	0	0	1	99	1	22.31
			1	0	0	0	1	22.27
			100	0	0	0	100	21.4
			100	0	100	0	200	20.38
			1	0	1	99	2	13.78
			1	0	1	0	2	17.92
			1	99	1	0	2	22.43
			100	0	1	99	101	18.88
		64QAM	0	0	1	99	1	21.51
			1	0	0	0	1	21.47
			100	0	0	0	100	20.8
			100	0	100	0	200	19.58
			1	0	1	99	2	13.18
			1	0	1	0	2	17.22
			1	99	1	0	2	21.83
			100	0	1	99	101	18.18

21001	21199	QPSK	0	0	1	99	1	22.92
			1	0	0	0	1	23.15
			100	0	0	0	100	22.18
			100	0	100	0	200	21.14
			1	0	1	99	2	14.61
			1	0	1	0	2	18.73
			1	99	1	0	2	23.23
			100	0	1	99	101	19.62
		16QAM	0	0	1	99	1	22.12
			1	23	0	0	1	22.35
			100	0	0	0	100	21.38
			100	0	100	0	200	20.34
			1	0	1	99	2	13.81
			1	0	1	0	2	17.93
			1	99	1	0	2	22.43
			100	0	1	99	101	18.82
		64QAM	0	0	1	99	1	21.75
			1	0	0	0	1	21.65
			100	0	0	0	100	20.18
			100	0	100	0	200	19.64
			1	0	1	99	2	13.01
			1	0	1	0	2	17.13
			1	99	1	0	2	21.73
			100	0	1	99	101	18.02

21152	21350	QPSK	0	0	1	99	1	22.79
			1	0	0	0	1	23.31
			100	0	0	0	100	22.29
			100	0	100	0	200	21.29
			1	0	1	99	2	14.66
			1	0	1	0	2	18.76
			1	99	1	0	2	23.2
			100	0	1	99	101	19.65
		16QAM	0	0	1	99	1	21.99
			1	0	0	0	1	22.51
			100	0	0	0	100	21.49
			100	0	100	0	200	20.49
			1	0	1	99	2	13.86
			1	0	1	0	2	17.96
			1	99	1	0	2	22.4
			100	0	1	99	101	18.85
		64QAM	0	0	1	99	1	21.71
			1	0	0	0	1	21.87
			100	0	0	0	100	20.61
			100	0	100	0	200	19.81
			1	0	1	99	2	13.15
			1	0	1	0	2	17.28
			1	99	1	0	2	21.32
			100	0	1	99	101	18.17

CA_7C								
Combination 20MHz+15MHz (100RB+75RB)								
PCC Channel	SCC Channel	Modulation	PCC		SCC		Total RB Size	Measured Power (dBm)
			RB Size	RB offset	RB Size	RB offset		
20850	21021	QPSK	100	0	75	0	175	21.14
		QPSK	1	0	1	74	2	14.57
		QPSK	1	99	1	0	2	23.24
		16QAM	100	0	75	0	175	20.45
		16QAM	1	0	1	74	2	13.84
		16QAM	1	99	1	0	2	22.5
		64QAM	100	0	75	0	175	19.82
		64QAM	1	0	1	74	2	13.24
		64QAM	1	99	1	0	2	21.9
21026	21197	QPSK	100	0	75	0	175	21.13
		QPSK	1	0	1	74	2	14.55
		QPSK	1	99	1	0	2	23.21
		16QAM	100	0	75	0	175	20.39
		16QAM	1	0	1	74	2	13.82
		16QAM	1	99	1	0	2	22.49
		64QAM	100	0	75	0	175	19.89
		64QAM	1	0	1	74	2	13.28
		64QAM	1	99	1	0	2	21.94
21201	21372	QPSK	100	0	75	0	175	21.2
		QPSK	1	0	1	74	2	14.59
		QPSK	1	99	1	0	2	23.25
		16QAM	100	0	75	0	175	20.38
		16QAM	1	0	1	74	2	13.8
		16QAM	1	99	1	0	2	22.46
		64QAM	100	0	75	0	175	19.83
		64QAM	1	0	1	74	2	13.26
		64QAM	1	99	1	0	2	21.93

Combination 15MHz+20MHz (75RB+100RB)								
PCC Channel	SCC Channel	Modulation	PCC		SCC		Total RB Size	Measured Power (dBm)
			RB Size	RB offset	RB Size	RB offset		
20828	20999	QPSK	75	0	100	0	175	21.21
		QPSK	1	0	1	99	2	14.55
		QPSK	1	74	1	0	2	23.15
		16QAM	75	0	100	0	175	20.4
		16QAM	1	0	1	99	2	13.8
		16QAM	1	74	1	0	2	22.49
		64QAM	75	0	100	0	175	19.85
		64QAM	1	0	1	99	2	13.23
		64QAM	1	74	1	0	2	21.81
21003	21174	QPSK	75	0	100	0	175	21.16
		QPSK	1	0	1	99	2	14.54
		QPSK	1	74	1	0	2	23.12
		16QAM	75	0	100	0	175	20.46
		16QAM	1	0	1	99	2	13.8
		16QAM	1	74	1	0	2	22.4
		64QAM	75	0	100	0	175	19.84
		64QAM	1	0	1	99	2	13.24
		64QAM	1	74	1	0	2	21.93
21179	21350	QPSK	75	0	100	0	175	21.15
		QPSK	1	0	1	99	2	14.55
		QPSK	1	74	1	0	2	23.24
		16QAM	75	0	100	0	175	20.41
		16QAM	1	0	1	99	2	13.79
		16QAM	1	74	1	0	2	22.37
		64QAM	75	0	100	0	175	19.9
		64QAM	1	0	1	99	2	13.24
		64QAM	1	74	1	0	2	21.84

Combination 20MHz+10MHz (100RB+50RB)								
PCC	SCC	Modulation	PCC		SCC		Total RB Size	Measured Power (dBm)
Channel	Channel		RB Size	RB offset	RB Size	RB offset		
20850	20994	QPSK	100	0	50	0	150	21.07
		QPSK	1	0	1	49	2	14.48
		QPSK	1	99	1	0	2	23.25
		16QAM	100	0	50	0	150	20.33
		16QAM	1	0	1	49	2	13.74
		16QAM	1	99	1	0	2	22.49
		64QAM	100	0	50	0	150	19.73
		64QAM	1	0	1	49	2	13.14
		64QAM	1	99	1	0	2	21.95
21051	21195	QPSK	100	0	50	0	150	21.04
		QPSK	1	0	1	49	2	14.45
		QPSK	1	99	1	0	2	23.26
		16QAM	100	0	50	0	150	20.32
		16QAM	1	0	1	49	2	13.73
		16QAM	1	99	1	0	2	22.5
		64QAM	100	0	50	0	150	19.77
		64QAM	1	0	1	49	2	13.18
		64QAM	1	99	1	0	2	21.93
21251	21395	QPSK	100	0	50	0	150	21.08
		QPSK	1	0	1	49	2	14.49
		QPSK	1	99	1	0	2	23.24
		16QAM	100	0	50	0	150	20.29
		16QAM	1	0	1	49	2	13.7
		16QAM	1	99	1	0	2	22.51
		64QAM	100	0	50	0	150	19.76
		64QAM	1	0	1	49	2	13.17
		64QAM	1	99	1	0	2	21.94

Combination 10MHz+20MHz (50RB+100RB)								
PCC	SCC	Modulation	PCC		SCC		Total RB Size	Measured Power (dBm)
Channel	Channel		RB Size	RB offset	RB Size	RB offset		
20805	20949	QPSK	50	0	100	0	150	21.08
		QPSK	1	0	1	99	2	14.48
		QPSK	1	49	1	0	2	23.22
		16QAM	50	0	100	0	150	20.34
		16QAM	1	0	1	99	2	13.75
		16QAM	1	49	1	0	2	22.42
		64QAM	50	0	100	0	150	19.76
		64QAM	1	0	1	99	2	13.13
		64QAM	1	49	1	0	2	21.93
21006	21150	QPSK	50	0	100	0	150	21.07
		QPSK	1	0	1	99	2	14.44
		QPSK	1	49	1	0	2	23.24
		16QAM	50	0	100	0	150	20.33
		16QAM	1	0	1	99	2	13.73
		16QAM	1	49	1	0	2	22.47
		64QAM	50	0	100	0	150	19.78
		64QAM	1	0	1	99	2	13.19
		64QAM	1	49	1	0	2	21.86
21206	21350	QPSK	50	0	100	0	150	21.09
		QPSK	1	0	1	99	2	14.5
		QPSK	1	49	1	0	2	23.17
		16QAM	50	0	100	0	150	20.32
		16QAM	1	0	1	99	2	13.69
		16QAM	1	49	1	0	2	22.49
		64QAM	50	0	100	0	150	19.77
		64QAM	1	0	1	99	2	13.17
		64QAM	1	49	1	0	2	21.91

Combination 15MHz+15MHz (75RB+75RB)								
PCC	SCC	Modulation	PCC		SCC		Total RB Size	Measured Power (dBm)
Channel	Channel		RB Size	RB offset	RB Size	RB offset		
20825	20975	QPSK	75	0	75	0	150	21.06
		QPSK	1	0	1	74	2	14.45
		QPSK	1	74	1	0	2	23.14
		16QAM	75	0	75	0	150	20.28
		16QAM	1	0	1	74	2	13.67
		16QAM	1	74	1	0	2	22.42
		64QAM	75	0	75	0	150	19.74
		64QAM	1	0	1	74	2	13.17
		64QAM	1	74	1	0	2	21.85
21025	21175	QPSK	75	0	75	0	150	21.05
		QPSK	1	0	1	74	2	14.48
		QPSK	1	74	1	0	2	23.16
		16QAM	75	0	75	0	150	20.31
		16QAM	1	0	1	74	2	13.7
		16QAM	1	74	1	0	2	22.39
		64QAM	75	0	75	0	150	19.72
		64QAM	1	0	1	74	2	13.11
		64QAM	1	74	1	0	2	21.86
21225	21375	QPSK	75	0	75	0	150	21.03
		QPSK	1	0	1	74	2	14.42
		QPSK	1	74	1	0	2	23.17
		16QAM	75	0	75	0	150	20.3
		16QAM	1	0	1	74	2	13.73
		16QAM	1	74	1	0	2	22.41
		64QAM	75	0	75	0	150	19.75
		64QAM	1	0	1	74	2	13.14
		64QAM	1	74	1	0	2	21.83

Combination 15MHz+10MHz (75RB+50RB)								
PCC	SCC	Modulation	PCC		SCC		Total RB Size	Measured Power (dBm)
Channel	Channel		RB Size	RB offset	RB Size	RB offset		
20825	20945	QPSK	75	0	50	0	125	21.03
		QPSK	1	0	1	49	2	14.42
		QPSK	1	74	1	0	2	22.98
		16QAM	75	0	50	0	125	20.26
		16QAM	1	0	1	49	2	13.69
		16QAM	1	74	1	0	2	22.21
		64QAM	75	0	50	0	125	19.73
		64QAM	1	0	1	49	2	13.14
		64QAM	1	74	1	0	2	21.68
21051	21171	QPSK	75	0	50	0	125	21.04
		QPSK	1	0	1	49	2	14.45
		QPSK	1	74	1	0	2	22.99
		16QAM	75	0	50	0	125	20.28
		16QAM	1	0	1	49	2	13.67
		16QAM	1	74	1	0	2	22.23
		64QAM	75	0	50	0	125	19.7
		64QAM	1	0	1	49	2	13.13
		64QAM	1	74	1	0	2	21.65
21277	21397	QPSK	75	0	50	0	125	21.01
		QPSK	1	0	1	49	2	14.44
		QPSK	1	74	1	0	2	22.96
		16QAM	75	0	50	0	125	20.29
		16QAM	1	0	1	49	2	13.7
		16QAM	1	74	1	0	2	22.24
		64QAM	75	0	50	0	125	19.72
		64QAM	1	0	1	49	2	13.11
		64QAM	1	74	1	0	2	21.67

CA_38C								
Combination 20MHz+20MHz (100RB+100RB)								
PCC Channel	SCC Channel	Modulation	PCC		SCC		Total RB Size	Measured Power (dBm)
			RB Size	RB offset	RB Size	RB offset		
37850	38048	QPSK	0	0	1	99	1	22.76
			1	0	0	0	1	23
			100	0	0	0	100	22.04
			100	0	100	0	200	20.93
			1	0	1	99	2	14.43
			1	0	1	0	2	18.48
			1	99	1	0	2	22.83
			100	0	1	99	101	19.37
		16QAM	0	0	1	99	1	22.21
			1	0	0	0	1	22.35
			100	0	0	0	100	21.32
			100	0	100	0	200	20.13
			1	0	1	99	2	13.58
			1	0	1	0	2	17.68
			1	99	1	0	2	22.01
			100	0	1	99	101	18.57
		64QAM	0	0	1	99	1	21.51
			1	0	0	0	1	21.55
			100	0	0	0	100	20.42
			100	0	100	0	200	19.48
			1	0	1	99	2	12.93
			1	0	1	0	2	17.03
			1	99	1	0	2	21.46
			100	0	1	99	101	17.92

37901	38099	QPSK	0	0	1	99	1	22.75
			1	0	0	0	1	23.06
			100	0	0	0	100	21.98
			100	0	100	0	200	20.89
			1	0	1	99	2	14.47
			1	0	1	0	2	18.46
			1	99	1	0	2	22.79
			100	0	1	99	101	19.36
		16QAM	0	0	1	99	1	21.85
			1	0	0	0	1	22.36
			100	0	0	0	100	21.18
			100	0	100	0	200	20.34
			1	0	1	99	2	13.82
			1	0	1	0	2	17.91
			1	99	1	0	2	22.14
			100	0	1	99	101	18.71
		64QAM	0	0	1	99	1	21.21
			1	0	0	0	1	21.71
			100	0	0	0	100	20.65
			100	0	100	0	200	19.54
			1	0	1	99	2	13.15
			1	0	1	0	2	17.11
			1	99	1	0	2	21.35
			100	0	1	99	101	17.91

37952	38150	QPSK	0	0	1	99	1	22.78
			1	0	0	0	1	23.05
			100	0	0	0	100	21.99
			100	0	100	0	200	20.9
			1	0	1	99	2	14.47
			1	0	1	0	2	18.44
			1	99	1	0	2	22.8
			100	0	1	99	101	19.38
		16QAM	0	0	1	99	1	22.15
			1	0	0	0	1	22.31
			100	0	0	0	100	21.34
			100	0	100	0	200	20.13
			1	0	1	99	2	13.67
			1	0	1	0	2	17.64
			1	99	1	0	2	22
			100	0	1	99	101	18.58
		64QAM	0	0	1	99	1	21.36
			1	0	0	0	1	21.51
			100	0	0	0	100	20.44
			100	0	100	0	200	19.48
			1	0	1	99	2	13.12
			1	0	1	0	2	16.99
			1	99	1	0	2	21.42
			100	0	1	99	101	17.93

CA_38C								
Combination 15MHz+15MHz (75RB+75RB)								
PCC	SCC	Modulation	PCC		SCC		Total RB Size	Measured Power (dBm)
Channel	Channel		RB Size	RB offset	RB Size	RB offset		
37825	37975	QPSK	75	0	75	0	150	20.89
		QPSK	1	0	1	74	2	14.4
		QPSK	1	74	1	0	2	22.78
		16QAM	75	0	75	0	150	22.19
		16QAM	1	0	1	74	2	13.8
		16QAM	1	74	1	0	2	22.16
		64QAM	75	0	75	0	150	19.7
		64QAM	1	0	1	74	2	13.21
		64QAM	1	74	1	0	2	21.59
37925	38075	QPSK	75	0	75	0	150	20.91
		QPSK	1	0	1	74	2	14.48
		QPSK	1	74	1	0	2	22.82
		16QAM	75	0	75	0	150	20.24
		16QAM	1	0	1	74	2	13.75
		16QAM	1	74	1	0	2	22.13
		64QAM	75	0	75	0	150	21.65
		64QAM	1	0	1	74	2	13.26
		64QAM	1	74	1	0	2	21.62
38025	38175	QPSK	75	0	75	0	150	22.84
		QPSK	1	0	1	74	2	14.45
		QPSK	1	74	1	0	2	22.81
		16QAM	75	0	75	0	150	20.26
		16QAM	1	0	1	74	2	13.83
		16QAM	1	74	1	0	2	22.17
		64QAM	75	0	75	0	150	19.72
		64QAM	1	0	1	74	2	13.29
		64QAM	1	74	1	0	2	21.63

ERP/EIRP

LTE Band 2 (GT - LC = 1.00 dB) QPSK									
Bandwidth	1.4M			3M			5M		
Channel	18607	18900	19193	18615	18900	19185	18625	18900	19175
	(Low)	(Mid)	(High)	(Low)	(Mid)	(High)	(Low)	(Mid)	(High)
Frequency (MHz)	1850.7	1880	1909.3	1851.5	1880	1908.5	1852.5	1880	1907.5
Conducted Power (dBm)	22.81	22.96	22.87	22.79	22.97	22.82	22.88	22.91	22.92
Conducted Power (Watts)	0.1910	0.1977	0.1936	0.1901	0.1982	0.1914	0.1941	0.1954	0.1959
EIRP(dBm)	23.81	23.96	23.87	23.79	23.97	23.82	23.88	23.91	23.92
EIRP(Watts)	0.2404	0.2489	0.2438	0.2393	0.2495	0.2410	0.2443	0.2460	0.2466

LTE Band 2 (GT - LC = 1.00 dB) QPSK									
Bandwidth	10M			15M			20M		
Channel	18650	18900	19150	18675	18900	19125	18650	18900	19100
	(Low)	(Mid)	(High)	(Low)	(Mid)	(High)	(Low)	(Mid)	(High)
Frequency (MHz)	1855	1880	1905	1857.5	1880	1902.5	1860	1880	1900
Conducted Power (dBm)	22.85	23.00	22.80	22.80	23.01	22.77	22.90	23.04	22.82
Conducted Power (Watts)	0.1928	0.1995	0.1905	0.1905	0.2000	0.1892	0.1950	0.2014	0.1914
EIRP(dBm)	23.85	24.00	23.80	23.80	24.01	23.77	23.90	24.04	23.82
EIRP(Watts)	0.2427	0.2512	0.2399	0.2399	0.2518	0.2382	0.2455	0.2535	0.2410

LTE Band 2 (GT - LC = 1.00 dB) 16QAM									
Bandwidth	1.4M			3M			5M		
Channel	18607	18900	19193	18615	18900	19185	18625	18900	19175
	(Low)	(Mid)	(High)	(Low)	(Mid)	(High)	(Low)	(Mid)	(High)
Frequency (MHz)	1850.7	1880	1909.3	1851.5	1880	1908.5	1852.5	1880	1907.5
Conducted Power (dBm)	22.07	22.18	22.03	22.04	22.14	21.99	22.16	22.24	22.09
Conducted Power (Watts)	0.1611	0.1652	0.1596	0.1600	0.1637	0.1581	0.1644	0.1675	0.1618
EIRP(dBm)	23.07	23.18	23.03	23.04	23.14	22.99	23.16	23.24	23.09
EIRP(Watts)	0.2028	0.2080	0.2009	0.2014	0.2061	0.1991	0.2070	0.2109	0.2037

LTE Band 2 (GT - LC = 1.00 dB) 16QAM									
Bandwidth	10M			15M			20M		
Channel	18650	18900	19150	18675	18900	19125	18650	18900	19100
	(Low)	(Mid)	(High)	(Low)	(Mid)	(High)	(Low)	(Mid)	(High)
Frequency (MHz)	1855	1880	1905	1857.5	1880	1902.5	1860	1880	1900
Conducted Power (dBm)	22.13	22.20	22.19	22.11	22.20	22.10	22.20	22.18	22.25
Conducted Power (Watts)	0.1633	0.1660	0.1656	0.1626	0.1660	0.1622	0.1660	0.1652	0.1679
EIRP(dBm)	23.13	23.20	23.19	23.11	23.20	23.10	23.20	23.18	23.25
EIRP(Watts)	0.2056	0.2089	0.2084	0.2046	0.2089	0.2042	0.2089	0.2080	0.2113

LTE Band 2 (GT - LC = 1.00 dB) 64QAM									
Bandwidth	1.4M			3M			5M		
Channel	18607	18900	19193	18615	18900	19185	18625	18900	19175
	(Low)	(Mid)	(High)	(Low)	(Mid)	(High)	(Low)	(Mid)	(High)
Frequency (MHz)	1850.7	1880	1909.3	1851.5	1880	1908.5	1852.5	1880	1907.5
Conducted Power (dBm)	21.03	21.16	21.04	21.08	21.15	21.02	21.16	21.22	21.07
Conducted Power (Watts)	0.1268	0.1306	0.1271	0.1282	0.1303	0.1265	0.1306	0.1324	0.1279
EIRP(dBm)	22.03	22.16	22.04	22.08	22.15	22.02	22.16	22.22	22.07
EIRP(Watts)	0.1596	0.1644	0.1600	0.1614	0.1641	0.1592	0.1644	0.1667	0.1611

LTE Band 2 (GT - LC = 1.00 dB) 64QAM									
Bandwidth	10M			15M			20M		
Channel	18650	18900	19150	18675	18900	19125	18650	18900	19100
	(Low)	(Mid)	(High)	(Low)	(Mid)	(High)	(Low)	(Mid)	(High)
Frequency (MHz)	1855	1880	1905	1857.5	1880	1902.5	1860	1880	1900
Conducted Power (dBm)	21.09	21.22	21.20	21.13	21.21	21.04	21.15	21.28	21.08
Conducted Power (Watts)	0.1285	0.1324	0.1318	0.1297	0.1321	0.1271	0.1303	0.1343	0.1282
EIRP(dBm)	22.09	22.22	22.20	22.13	22.21	22.04	22.15	22.28	22.08
EIRP(Watts)	0.1618	0.1667	0.1660	0.1633	0.1663	0.1600	0.1641	0.1690	0.1614

LTE Band 4 (GT - LC = 1.02 dB) QPSK									
Bandwidth	1.4M			3M			5M		
Channel	19957	20175	20393	19965	20175	20385	19975	20175	20375
	(Low)	(Mid)	(High)	(Low)	(Mid)	(High)	(Low)	(Mid)	(High)
Frequency (MHz)	1710.7	1732.5	1754.3	1711.5	1732.5	1753.5	1712.5	1732.5	1752.5
Conducted Power (dBm)	22.62	22.72	22.71	22.60	22.73	22.77	22.67	22.75	22.82
Conducted Power (Watts)	0.1828	0.1871	0.1866	0.1820	0.1875	0.1892	0.1849	0.1884	0.1914
EIRP(dBm)	23.64	23.74	23.73	23.62	23.75	23.79	23.69	23.77	23.84
EIRP(Watts)	0.2312	0.2366	0.2360	0.2301	0.2371	0.2393	0.2339	0.2382	0.2421

LTE Band 4 (GT - LC = 1.02 dB) QPSK									
Bandwidth	10M			15M			20M		
Channel	20000	20175	20350	20025	20175	20325	20050	20175	20300
	(Low)	(Mid)	(High)	(Low)	(Mid)	(High)	(Low)	(Mid)	(High)
Frequency (MHz)	1715	1732.5	1750	1717.5	1732.5	1747.5	1720	1732.5	1745
Conducted Power (dBm)	22.62	22.80	22.61	22.59	22.79	22.69	22.74	22.82	22.88
Conducted Power (Watts)	0.1828	0.1905	0.1824	0.1816	0.1901	0.1858	0.1879	0.1914	0.1941
EIRP(dBm)	23.64	23.82	23.63	23.61	23.81	23.71	23.76	23.84	23.90
EIRP(Watts)	0.2312	0.2410	0.2307	0.2296	0.2404	0.2350	0.2377	0.2421	0.2455

LTE Band 4 (GT - LC = 1.02 dB) 16QAM									
Bandwidth	1.4M			3M			5M		
Channel	19957	20175	20393	19965	20175	20385	19975	20175	20375
	(Low)	(Mid)	(High)	(Low)	(Mid)	(High)	(Low)	(Mid)	(High)
Frequency (MHz)	1710.7	1732.5	1754.3	1711.5	1732.5	1753.5	1712.5	1732.5	1752.5
Conducted Power (dBm)	21.90	22.06	21.97	21.93	22.03	22.10	21.95	22.12	22.15
Conducted Power (Watts)	0.1549	0.1607	0.1574	0.1560	0.1596	0.1622	0.1567	0.1629	0.1641
EIRP(dBm)	22.92	23.08	22.99	22.95	23.05	23.12	22.97	23.14	23.17
EIRP(Watts)	0.1959	0.2032	0.1991	0.1972	0.2018	0.2051	0.1982	0.2061	0.2075

LTE Band 4 (GT - LC = 1.02 dB) 16QAM									
Bandwidth	10M			15M			20M		
Channel	20000	20175	20350	20025	20175	20325	20050	20175	20300
	(Low)	(Mid)	(High)	(Low)	(Mid)	(High)	(Low)	(Mid)	(High)
Frequency (MHz)	1715	1732.5	1750	1717.5	1732.5	1747.5	1720	1732.5	1745
Conducted Power (dBm)	21.93	22.19	22.15	21.91	22.18	22.20	21.91	22.13	22.26
Conducted Power (Watts)	0.1560	0.1656	0.1641	0.1552	0.1652	0.1660	0.1552	0.1633	0.1683
EIRP(dBm)	22.95	23.21	23.17	22.93	23.20	23.22	22.93	23.15	23.28
EIRP(Watts)	0.1972	0.2094	0.2075	0.1963	0.2089	0.2099	0.1963	0.2065	0.2128

LTE Band 4 (GT - LC = 1.02 dB) 64QAM									
Bandwidth	1.4M			3M			5M		
Channel	19957	20175	20393	19965	20175	20385	19975	20175	20375
	(Low)	(Mid)	(High)	(Low)	(Mid)	(High)	(Low)	(Mid)	(High)
Frequency (MHz)	1710.7	1732.5	1754.3	1711.5	1732.5	1753.5	1712.5	1732.5	1752.5
Conducted Power (dBm)	20.87	21.04	20.94	21.04	21.09	20.96	20.86	21.12	21.00
Conducted Power (Watts)	0.1222	0.1271	0.1242	0.1271	0.1285	0.1247	0.1219	0.1294	0.1259
EIRP(dBm)	21.89	22.06	21.96	22.06	22.11	21.98	21.88	22.14	22.02
EIRP(Watts)	0.1545	0.1607	0.1570	0.1607	0.1626	0.1578	0.1542	0.1637	0.1592

LTE Band 4 (GT - LC = 1.02 dB) 64QAM									
Bandwidth	10M			15M			20M		
Channel	20000	20175	20350	20025	20175	20325	20050	20175	20300
	(Low)	(Mid)	(High)	(Low)	(Mid)	(High)	(Low)	(Mid)	(High)
Frequency (MHz)	1715	1732.5	1750	1717.5	1732.5	1747.5	1720	1732.5	1745
Conducted Power (dBm)	20.89	21.11	21.15	20.89	21.15	21.16	20.87	21.12	21.21
Conducted Power (Watts)	0.1227	0.1291	0.1303	0.1227	0.1303	0.1306	0.1222	0.1294	0.1321
EIRP(dBm)	21.91	22.13	22.17	21.91	22.17	22.18	21.89	22.14	22.23
EIRP(Watts)	0.1552	0.1633	0.1648	0.1552	0.1648	0.1652	0.1545	0.1637	0.1671

LTE Band 7 (GT - LC = 1.50 dB) QPSK			
Bandwidth	5M		
Channel	20775	21100	21425
	(Low)	(Mid)	(High)
Frequency (MHz)	2502.5	2535	2567.5
Conducted Power (dBm)	23.02	23.11	22.78
Conducted Power (Watts)	0.2004	0.2046	0.1897
EIRP(dBm)	24.52	24.61	24.28
EIRP(Watts)	0.2831	0.2891	0.2679

LTE Band 7 (GT - LC = 1.50 dB) QPSK									
Bandwidth	10M			15M			20M		
Channel	20800	21100	21400	20825	21100	21375	20850	21100	21350
	(Low)	(Mid)	(High)	(Low)	(Mid)	(High)	(Low)	(Mid)	(High)
Frequency (MHz)	2505	2535	2565	2507.5	2535	2562.5	2510	2535	2560
Conducted Power (dBm)	23.14	22.93	22.92	23.16	22.98	22.83	23.20	23.11	22.90
Conducted Power (Watts)	0.2061	0.1963	0.1959	0.2070	0.1986	0.1919	0.2089	0.2046	0.1950
EIRP(dBm)	24.64	24.43	24.42	24.66	24.48	24.33	24.70	24.61	24.40
EIRP(Watts)	0.2911	0.2773	0.2767	0.2924	0.2805	0.2710	0.2951	0.2891	0.2754

LTE Band 7 (GT - LC = 1.50 dB) 16QAM			
Bandwidth	5M		
Channel	20775	21100	21425
	(Low)	(Mid)	(High)
Frequency (MHz)	2502.5	2535	2567.5
Conducted Power (dBm)	22.25	22.39	21.98
Conducted Power (Watts)	0.1679	0.1734	0.1578
EIRP(dBm)	23.75	23.89	23.48
EIRP(Watts)	0.2371	0.2449	0.2228

LTE Band 7 (GT - LC = 1.50 dB) 16QAM									
Bandwidth	10M			15M			20M		
Channel	20800	21100	21400	20825	21100	21375	20850	21100	21350
	(Low)	(Mid)	(High)	(Low)	(Mid)	(High)	(Low)	(Mid)	(High)
Frequency (MHz)	2505	2535	2565	2507.5	2535	2562.5	2510	2535	2560
Conducted Power (dBm)	22.44	22.44	22.06	22.48	22.62	22.13	22.52	22.43	22.03
Conducted Power (Watts)	0.1754	0.1754	0.1607	0.1770	0.1828	0.1633	0.1786	0.1750	0.1596
EIRP(dBm)	23.94	23.94	23.56	23.98	24.12	23.63	24.02	23.93	23.53
EIRP(Watts)	0.2477	0.2477	0.2270	0.2500	0.2582	0.2307	0.2523	0.2472	0.2254

LTE Band 7 (GT - LC = 1.50 dB) 64QAM			
Bandwidth	5M		
Channel	20775	21100	21425
	(Low)	(Mid)	(High)
Frequency (MHz)	2502.5	2535	2567.5
Conducted Power (dBm)	21.29	21.36	20.93
Conducted Power (Watts)	0.1346	0.1368	0.1239
EIRP(dBm)	22.79	22.86	22.43
EIRP(Watts)	0.1901	0.1932	0.1750

LTE Band 7 (GT - LC = 1.50 dB) 64QAM									
Bandwidth	10M			15M			20M		
Channel	20800	21100	21400	20825	21100	21375	20850	21100	21350
	(Low)	(Mid)	(High)	(Low)	(Mid)	(High)	(Low)	(Mid)	(High)
Frequency (MHz)	2505	2535	2565	2507.5	2535	2562.5	2510	2535	2560
Conducted Power (dBm)	21.41	21.43	20.95	21.46	21.57	21.15	21.52	21.43	21.04
Conducted Power (Watts)	0.1384	0.1390	0.1245	0.1400	0.1435	0.1303	0.1419	0.1390	0.1271
EIRP(dBm)	22.91	22.93	22.45	22.96	23.07	22.65	23.02	22.93	22.54
EIRP(Watts)	0.1954	0.1963	0.1758	0.1977	0.2028	0.1841	0.2004	0.1963	0.1795

LTE Band 26 (GT - LC = -3.50 dB) QPSK									
Bandwidth	1.4M			3M			5M		
Channel	26797	26915	27033	26805	26915	27025	26815	26915	27015
	(Low)	(Mid)	(High)	(Low)	(Mid)	(High)	(Low)	(Mid)	(High)
Frequency (MHz)	824.7	836.5	848.3	825.5	836.5	847.5	826.5	836.5	846.5
Conducted Power (dBm)	22.89	23.00	23.01	22.87	23.01	23.02	22.89	23.03	23.04
Conducted Power (Watts)	0.1945	0.1995	0.2000	0.1936	0.2000	0.2004	0.1945	0.2009	0.2014
ERP(dBm)	17.24	17.35	17.36	17.22	17.36	17.37	17.24	17.38	17.39
ERP(Watts)	0.0530	0.0543	0.0545	0.0527	0.0545	0.0546	0.0530	0.0547	0.0548

LTE Band 26 (GT - LC = -3.50 dB) QPSK							
Bandwidth	10M			15M			15M
Channel	26840	26915	26990	26865	26915	26965	26765
	(Low)	(Mid)	(High)	(Low)	(Mid)	(High)	(Low)
Frequency (MHz)	829	836.5	844	831.5	836.5	841.5	821.5
Conducted Power (dBm)	22.95	23.01	23.05	22.93	23.07	23.04	22.97
Conducted Power (Watts)	0.1972	0.2000	0.2018	0.1963	0.2028	0.2014	0.1982
ERP(dBm)	17.30	17.36	17.40	17.28	17.42	17.39	17.32
ERP(Watts)	0.0537	0.0545	0.0550	0.0535	0.0552	0.0548	0.0540

LTE Band 26 (GT - LC = -3.50 dB) 16QAM									
Bandwidth	1.4M			3M			5M		
Channel	26797	26915	27033	26805	26915	27025	26815	26915	27015
	(Low)	(Mid)	(High)	(Low)	(Mid)	(High)	(Low)	(Mid)	(High)
Frequency (MHz)	824.7	836.5	848.3	825.5	836.5	847.5	826.5	836.5	846.5
Conducted Power (dBm)	22.28	22.35	22.37	22.25	22.43	22.36	22.28	22.43	22.37
Conducted Power (Watts)	0.1690	0.1718	0.1726	0.1679	0.1750	0.1722	0.1690	0.1750	0.1726
ERP(dBm)	16.63	16.70	16.72	16.60	16.78	16.71	16.63	16.78	16.72
ERP(Watts)	0.0460	0.0468	0.0470	0.0457	0.0476	0.0469	0.0460	0.0476	0.0470

LTE Band 26 (GT - LC = -3.50 dB) 16QAM							
Bandwidth	10M			15M			15M
Channel	26840	26915	26990	26865	26915	26965	26765
	(Low)	(Mid)	(High)	(Low)	(Mid)	(High)	(Low)
Frequency (MHz)	829	836.5	844	831.5	836.5	841.5	821.5
Conducted Power (dBm)	22.31	22.39	22.36	22.38	22.42	22.38	22.40
Conducted Power (Watts)	0.1702	0.1734	0.1722	0.1730	0.1746	0.1730	0.1738
ERP(dBm)	16.66	16.74	16.71	16.73	16.77	16.73	16.75
ERP(Watts)	0.0463	0.0472	0.0469	0.0471	0.0475	0.0471	0.0473

LTE Band 26 (GT - LC = -3.50 dB) 64QAM									
Bandwidth	1.4M			3M			5M		
Channel	26797	26915	27033	26805	26915	27025	26815	26915	27015
	(Low)	(Mid)	(High)	(Low)	(Mid)	(High)	(Low)	(Mid)	(High)
Frequency (MHz)	824.7	836.5	848.3	825.5	836.5	847.5	826.5	836.5	846.5
Conducted Power (dBm)	21.32	21.32	21.35	21.22	21.38	21.33	21.27	21.40	21.34
Conducted Power (Watts)	0.1355	0.1355	0.1365	0.1324	0.1374	0.1358	0.1340	0.1380	0.1361
ERP(dBm)	15.67	15.67	15.70	15.57	15.73	15.68	15.62	15.75	15.69
ERP(Watts)	0.0369	0.0369	0.0372	0.0361	0.0374	0.0370	0.0365	0.0376	0.0371

LTE Band 26 (GT - LC = -3.50 dB) 64QAM							
Bandwidth	10M			15M			15M
Channel	26840	26915	26990	26865	26915	26965	26765
	(Low)	(Mid)	(High)	(Low)	(Mid)	(High)	(Low)
Frequency (MHz)	829	836.5	844	831.5	836.5	841.5	821.5
Conducted Power (dBm)	21.30	21.37	21.35	21.30	21.40	21.37	21.33
Conducted Power (Watts)	0.1349	0.1371	0.1365	0.1349	0.1380	0.1371	0.1358
ERP(dBm)	15.65	15.72	15.70	15.65	15.75	15.72	15.68
ERP(Watts)	0.0367	0.0373	0.0372	0.0367	0.0376	0.0373	0.0370

LTE Band 38 (GT - LC = 1.74 dB) QPSK			
Bandwidth	5M		
Channel	37775	38000	38225
	(Low)	(Mid)	(High)
Frequency (MHz)	2572.5	2595	2617.5
Conducted Power (dBm)	22.87	22.92	23.06
Conducted Power (Watts)	0.1936	0.1959	0.2023
EIRP(dBm)	24.61	24.66	24.80
EIRP(Watts)	0.2891	0.2924	0.3020

LTE Band 38 (GT - LC = 1.74 dB) QPSK									
Bandwidth	10M			15M			20M		
Channel	37800	38000	38200	37825	38000	38175	37850	38000	38150
	(Low)	(Mid)	(High)	(Low)	(Mid)	(High)	(Low)	(Mid)	(Mid)
Frequency (MHz)	2575	2595	2615	2577.5	2595	2612.5	2580	2595	2610
Conducted Power (dBm)	22.94	22.95	23.12	23.03	23.08	23.17	23.18	23.19	22.89
Conducted Power (Watts)	0.1968	0.1972	0.2051	0.2009	0.2032	0.2075	0.2080	0.2084	0.1945
EIRP(dBm)	24.68	24.69	24.86	24.77	24.82	24.91	24.92	24.93	24.63
EIRP(Watts)	0.2938	0.2944	0.3062	0.2999	0.3034	0.3097	0.3105	0.3112	0.2904

LTE Band 38 (GT - LC = 1.74 dB) 16QAM			
Bandwidth	5M		
Channel	37775	38000	38225
	(Low)	(Mid)	(High)
Frequency (MHz)	2572.5	2595	2617.5
Conducted Power (dBm)	22.00	22.04	22.16
Conducted Power (Watts)	0.1585	0.1600	0.1644
EIRP(dBm)	23.74	23.78	23.90
EIRP(Watts)	0.2366	0.2388	0.2455

LTE Band 38 (GT - LC = 1.74 dB) 16QAM									
Bandwidth	10M			15M			20M		
Channel	37800	38000	38200	37825	38000	38175	37850	38000	38150
	(Low)	(Mid)	(High)	(Low)	(Mid)	(High)	(Low)	(Mid)	(Mid)
Frequency (MHz)	2575	2595	2615	2577.5	2595	2612.5	2580	2595	2610
Conducted Power (dBm)	22.03	21.98	22.20	22.13	22.15	22.24	22.21	22.30	22.22
Conducted Power (Watts)	0.1596	0.1578	0.1660	0.1633	0.1641	0.1675	0.1663	0.1698	0.1667
EIRP(dBm)	23.77	23.72	23.94	23.87	23.89	23.98	23.95	24.04	23.96
EIRP(Watts)	0.2382	0.2355	0.2477	0.2438	0.2449	0.2500	0.2483	0.2535	0.2489

LTE Band 38 (GT - LC = 1.74 dB) 64QAM			
Bandwidth	5M		
Channel	37775	38000	38225
	(Low)	(Mid)	(High)
Frequency (MHz)	2572.5	2595	2617.5
Conducted Power (dBm)	20.83	20.89	21.03
Conducted Power (Watts)	0.1211	0.1227	0.1268
EIRP(dBm)	22.57	22.63	22.77
EIRP(Watts)	0.1807	0.1832	0.1892

LTE Band 38 (GT - LC = 1.74 dB) 64QAM									
Bandwidth	10M			15M			20M		
Channel	37800	38000	38200	37825	38000	38175	37850	38000	38150
	(Low)	(Mid)	(High)	(Low)	(Mid)	(High)	(Low)	(Mid)	(Mid)
Frequency (MHz)	2575	2595	2615	2577.5	2595	2612.5	2580	2595	2610
Conducted Power (dBm)	20.90	20.88	21.05	21.01	20.97	21.13	20.87	21.13	21.36
Conducted Power (Watts)	0.1230	0.1225	0.1274	0.1262	0.1250	0.1297	0.1222	0.1297	0.1368
EIRP(dBm)	22.64	22.62	22.79	22.75	22.71	22.87	22.61	22.87	23.10
EIRP(Watts)	0.1837	0.1828	0.1901	0.1884	0.1866	0.1936	0.1824	0.1936	0.2042

CA EIRP

LTE Band 7 CA (GT - LC = 1.50 dB) QPSK									
Bandwidth	15M + 15M			10M + 20M			20M+10M		
Channel PCC	20825	21025	21225	20805	21006	21206	20850	21051	21251
	(Low)	(Mid)	(High)	(Low)	(Mid)	(High)	(Low)	(Mid)	(High)
Channel SCC	20975	21175	21375	20949	21150	21350	20994	21195	21395
	(Low)	(Mid)	(High)	(Low)	(Mid)	(High)	(Low)	(Mid)	(High)
Conducted Power (dBm)	23.14	23.16	23.17	23.22	23.24	23.17	23.25	23.26	23.24
Conducted Power (Watts)	0.2061	0.2070	0.2075	0.2099	0.2109	0.2075	0.2113	0.2118	0.2109
EIRP(dBm)	24.64	24.66	24.67	24.72	24.74	24.67	24.75	24.76	24.74
EIRP(Watts)	0.2911	0.2924	0.2931	0.2965	0.2979	0.2931	0.2985	0.2992	0.2979

LTE Band 7 CA (GT - LC = 1.50 dB) QPSK									
Bandwidth	15M+20M			20M+15M			20M + 20M		
Channel PCC	20828	21003	21179	20850	21026	21201	20850	21001	21152
	(Low)	(Mid)	(High)	(Low)	(Mid)	(High)	(Low)	(Mid)	(High)
Channel SCC	20999	21174	21350	21021	21197	21372	21048	21199	21350
	(Low)	(Mid)	(High)	(Low)	(Mid)	(High)	(Low)	(Mid)	(High)
Conducted Power (dBm)	23.15	23.12	23.24	23.24	23.21	23.25	23.23	23.23	23.31
Conducted Power (Watts)	0.2065	0.2051	0.2109	0.2109	0.2094	0.2113	0.2104	0.2104	0.2143
EIRP(dBm)	24.65	24.62	24.74	24.74	24.71	24.75	24.73	24.73	24.81
EIRP(Watts)	0.2917	0.2897	0.2979	0.2979	0.2958	0.2985	0.2972	0.2972	0.3027

LTE Band 7 CA (GT - LC = 1.50 dB) 16QAM									
Bandwidth	15M + 15M			10M + 20M			20M+10M		
Channel PCC	20825	21025	21225	20805	21006	21206	20850	21051	21251
	(Low)	(Mid)	(High)	(Low)	(Mid)	(High)	(Low)	(Mid)	(High)
Channel SCC	20975	21175	21375	20949	21150	21350	20994	21195	21395
	(Low)	(Mid)	(High)	(Low)	(Mid)	(High)	(Low)	(Mid)	(High)
Conducted Power (dBm)	22.42	22.39	22.41	22.42	22.47	22.49	22.49	22.5	22.51
Conducted Power (Watts)	0.1746	0.1734	0.1742	0.1746	0.1766	0.1774	0.1774	0.1778	0.1782
EIRP(dBm)	23.92	23.89	23.91	23.92	23.97	23.99	23.99	24.00	24.01
EIRP(Watts)	0.2466	0.2449	0.2460	0.2466	0.2495	0.2506	0.2506	0.2512	0.2518

LTE Band 7 CA (GT - LC = 1.50 dB) 16QAM									
Bandwidth	15M+20M			20M+15M			20M + 20M		
Channel PCC	20828	21003	21179	20850	21026	21201	20850	21001	21152
	(Low)	(Mid)	(High)	(Low)	(Mid)	(High)	(Low)	(Mid)	(High)
Channel SCC	20999	21174	21350	21021	21197	21372	21048	21199	21350
	(Low)	(Mid)	(High)	(Low)	(Mid)	(High)	(Low)	(Mid)	(High)
Conducted Power (dBm)	22.49	22.4	22.37	22.50	22.49	22.46	22.43	22.43	22.51
Conducted Power (Watts)	0.1774	0.1738	0.1726	0.1778	0.1774	0.1762	0.1750	0.1750	0.1782
EIRP(dBm)	23.99	23.90	23.87	24.00	23.99	23.96	23.93	23.93	24.01
EIRP(Watts)	0.2506	0.2455	0.2438	0.2512	0.2506	0.2489	0.2472	0.2472	0.2518

LTE Band 7 CA (GT - LC = 1.50 dB) 64QAM									
Bandwidth	15M + 15M			10M + 20M			20M+10M		
Channel PCC	20825	21025	21225	20805	21006	21206	20850	21051	21251
	(Low)	(Mid)	(High)	(Low)	(Mid)	(High)	(Low)	(Mid)	(High)
Channel SCC	20975	21175	21375	20949	21150	21350	20994	21195	21395
	(Low)	(Mid)	(High)	(Low)	(Mid)	(High)	(Low)	(Mid)	(High)
Conducted Power (dBm)	21.85	21.86	21.83	21.93	21.86	21.91	21.95	21.93	21.94
Conducted Power (Watts)	0.1531	0.1535	0.1524	0.1560	0.1535	0.1552	0.1567	0.1560	0.1563
EIRP(dBm)	23.35	23.36	23.33	23.43	23.36	23.41	23.45	23.43	23.44
EIRP(Watts)	0.2163	0.2168	0.2153	0.2203	0.2168	0.2193	0.2213	0.2203	0.2208

LTE Band 7 CA (GT - LC = 1.50 dB) 64QAM									
Bandwidth	15M+20M			20M+15M			20M + 20M		
Channel PCC	20828	21003	21179	20850	21026	21201	20850	21001	21152
	(Low)	(Mid)	(High)	(Low)	(Mid)	(High)	(Low)	(Mid)	(High)
Channel SCC	20999	21174	21350	21021	21197	21372	21048	21199	21350
	(Low)	(Mid)	(High)	(Low)	(Mid)	(High)	(Low)	(Mid)	(High)
Conducted Power (dBm)	21.81	21.93	21.84	21.90	21.94	21.93	21.83	21.75	21.87
Conducted Power (Watts)	0.1517	0.1560	0.1528	0.1549	0.1563	0.1560	0.1524	0.1496	0.1538
EIRP(dBm)	23.31	23.43	23.34	23.40	23.44	23.43	23.33	23.25	23.37
EIRP(Watts)	0.2143	0.2203	0.2158	0.2188	0.2208	0.2203	0.2153	0.2113	0.2173

LTE Band 7 CA (GT - LC = 1.50 dB) QPSK			
Bandwidth	15M + 10M		
Channel PCC	20825	21025	21225
	(Low)	(Mid)	(High)
Channel SCC	20975	21175	21375
	(Low)	(Mid)	(High)
Conducted Power (dBm)	22.98	22.99	22.96
Conducted Power (Watts)	0.1986	0.1991	0.1977
EIRP(dBm)	24.48	24.49	24.46
EIRP(Watts)	0.2805	0.2812	0.2793

LTE Band 7 CA (GT - LC = 1.50 dB) 16QAM			
Bandwidth	15M + 10M		
Channel PCC	20825	21025	21225
	(Low)	(Mid)	(High)
Channel SCC	20975	21175	21375
	(Low)	(Mid)	(High)
Conducted Power (dBm)	22.21	22.23	22.24
Conducted Power (Watts)	0.1663	0.1671	0.1675
EIRP(dBm)	23.71	23.73	23.74
EIRP(Watts)	0.2350	0.2360	0.2366

LTE Band 7 CA (GT - LC = 1.50 dB) 64QAM			
Bandwidth	**15M + 10M**		
Channel PCC	**20825**	**21025**	**21225**
	(Low)	**(Mid)**	**(High)**
Channel SCC	**20975**	**21175**	**21375**
	(Low)	**(Mid)**	**(High)**
Conducted Power (dBm)	21.68	21.65	21.67
Conducted Power (Watts)	0.1472	0.1462	0.1469
EIRP(dBm)	23.18	23.15	23.17
EIRP(Watts)	0.2080	0.2065	0.2075

LTE Band 38 CA (GT - LC = 1.74 dB) QPSK						
Bandwidth	15M + 15M			20M+20M		
Channel PCC	37825	37925	38025	37850	37901	37952
	(Low)	(Mid)	(High)	(Low)	(Mid)	(High)
Channel SCC	37975	38075	38175	38048	38099	38150
	(Low)	(Mid)	(High)	(Low)	(Mid)	(High)
Conducted Power (dBm)	22.78	22.82	22.84	23.00	23.6	23.05
Conducted Power (Watts)	0.1897	0.1914	0.1923	0.1995	0.2291	0.2018
EIRP(dBm)	24.52	24.56	24.58	24.74	25.34	24.79
EIRP(Watts)	0.2831	0.2858	0.2871	0.2979	0.3420	0.3013

LTE Band 38 CA (GT - LC = 1.74 dB) 16QAM						
Bandwidth	15M + 15M			20M+20M		
Channel PCC	37825	37925	38025	37850	37901	37952
	(Low)	(Mid)	(High)	(Low)	(Mid)	(High)
Channel SCC	37975	38075	38175	38048	38099	38150
	(Low)	(Mid)	(High)	(Low)	(Mid)	(High)
Conducted Power (dBm)	22.19	22.13	22.17	22.35	22.36	22.31
Conducted Power (Watts)	0.1656	0.1633	0.1648	0.1718	0.1722	0.1702
EIRP(dBm)	23.93	23.87	23.91	24.09	24.10	24.05
EIRP(Watts)	0.2472	0.2438	0.2460	0.2564	0.2570	0.2541

LTE Band 38 CA (GT - LC = 1.74 dB) 64QAM						
Bandwidth	15M + 15M			20M+20M		
Channel PCC	37825	37925	38025	37850	37901	37952
	(Low)	(Mid)	(High)	(Low)	(Mid)	(High)
Channel SCC	37975	38075	38175	38048	38099	38150
	(Low)	(Mid)	(High)	(Low)	(Mid)	(High)
Conducted Power (dBm)	21.59	21.65	21.63	21.55	21.71	21.51
Conducted Power (Watts)	0.1442	0.1462	0.1455	0.1429	0.1483	0.1416
EIRP(dBm)	23.33	23.39	23.37	23.29	23.45	23.25
EIRP(Watts)	0.2153	0.2183	0.2173	0.2133	0.2213	0.2113

Peak-to-Average Ratio

Mode	LTE Band 2 / 20MHz				
Mod.	QPSK		16QAM		Limit: 13dB
RB Size	1RB	Full RB	1RB	Full RB	Result
Lowest CH	3.30	4.26	4.84	5.71	PASS
Middle CH	3.30	4.06	4.67	5.42	
Highest CH	3.28	4.38	5.04	5.65	
Mod.	64QAM				Limit: 13dB
RB Size	1RB	Full RB			Result
Lowest CH	6.20	6.12			PASS
Middle CH	5.94	5.86			
Highest CH	5.68	6.32			

Mode	LTE Band 4 / 20MHz				
Mod.	QPSK		16QAM		Limit: 13dB
RB Size	1RB	Full RB	1RB	Full RB	Result
Lowest CH	3.39	4.61	4.61	5.91	PASS
Middle CH	3.57	4.61	4.93	6.00	
Highest CH	3.62	4.49	4.96	5.83	
Mod.	QPSK		16QAM		Limit: 13dB
RB Size	1RB	Full RB	1RB	Full RB	Result
Lowest CH	5.86	6.52			PASS
Middle CH	6.12	6.61			
Highest CH	6.52	6.46			

Mode	LTE Band 7 / 20MHz				
Mod.	QPSK		16QAM		Limit: 13dB
RB Size	1RB	Full RB	1RB	Full RB	Result
Lowest CH	2.90	4.14	4.32	5.42	PASS
Middle CH	3.42	4.52	4.84	5.86	
Highest CH	2.87	4.17	4.29	5.30	
Mode	LTE Band 7 / 20MHz				
Mod.	64QAM				Limit: 13dB
RB Size	1RB	Full RB			Result
Lowest CH	4.03	5.39			PASS
Middle CH	4.90	5.88			
Highest CH	4.20	5.28			

Mode	LTE Band 26 / 15MHz				
Mod.	QPSK		16QAM		Limit: 13dB
RB Size	1RB	Full RB	1RB	Full RB	Result
Lowest CH	3.74	4.90	5.54	6.12	PASS
Middle CH	3.59	4.81	5.42	6.06	
Highest CH	3.65	4.75	5.45	6.03	
Mode	LTE Band 26 / 15MHz				
Mod.	64QAM				Limit: 13dB
RB Size	1RB	Full RB			Result
Lowest CH	6.58	6.75			PASS
Middle CH	6.14	6.58			
Highest CH	6.52	6.72			

Mode	LTE Band 38 / 20MHz				
Mod.	QPSK		16QAM		Limit: 13dB
RB Size	1RB	Full RB	1RB	Full RB	Result
Lowest CH	3.39	4.96	5.22	5.71	PASS
Middle CH	3.71	4.43	6.32	5.83	
Highest CH	4.29	5.45	4.96	5.86	
Mod.	64QAM		Limit: 13dB		
RB Size	1RB	Full RB	Result		
Lowest CH	5.22	5.68	PASS		
Middle CH	5.28	6.26			
Highest CH	5.39	5.68			

LTE Band 2 / 20MHz / QPSK

Lowest Channel / 1RB

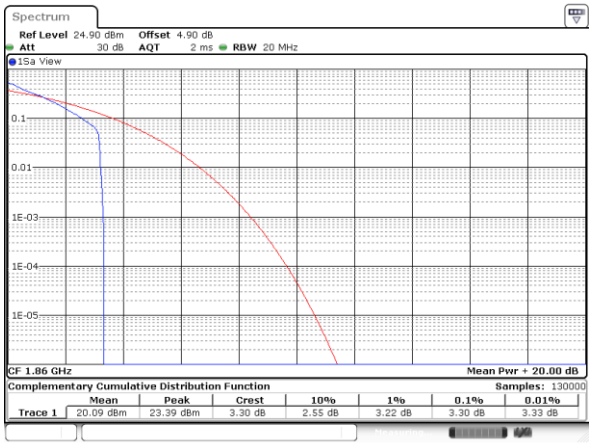

Lowest Channel / Full RB

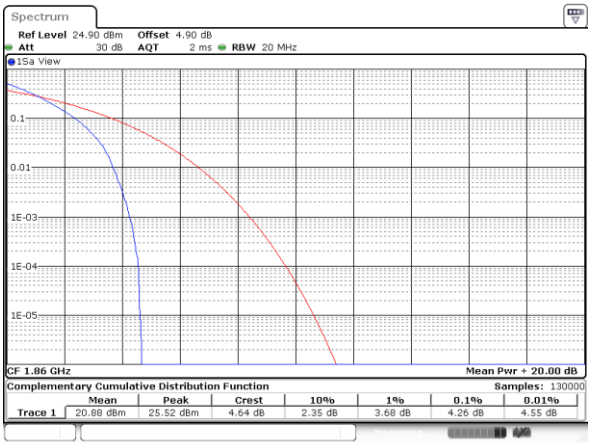

Middle Channel / 1RB

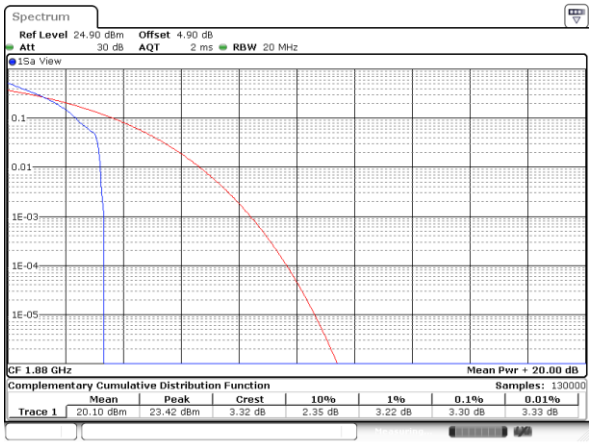

Middle Channel / Full RB

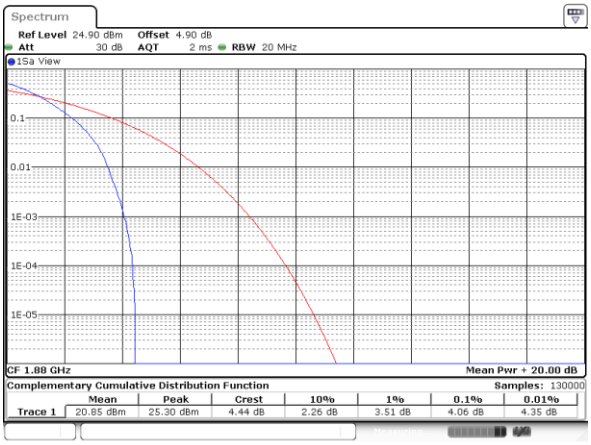

Highest Channel / 1RB

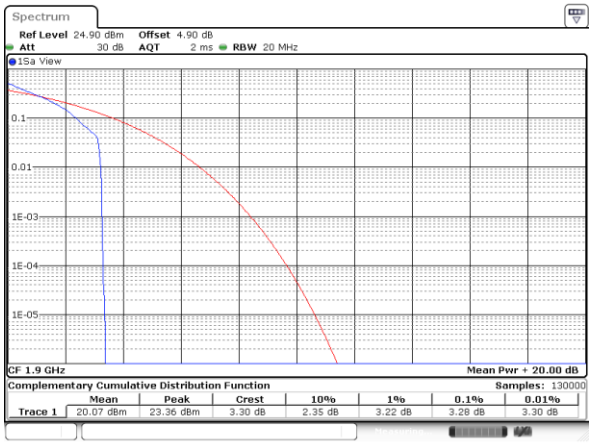

Highest Channel / Full RB

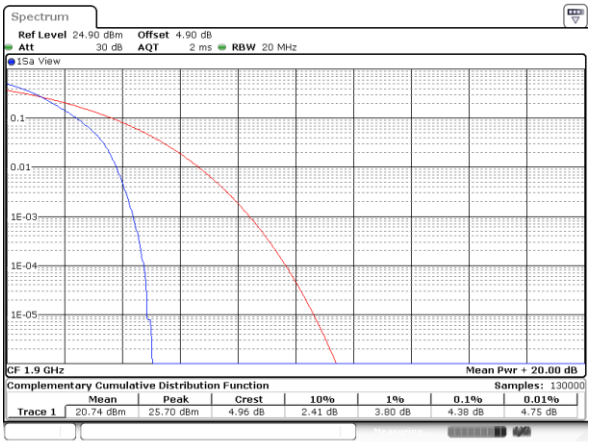

LTE Band 2 / 20MHz / 16QAM

Lowest Channel / 1RB

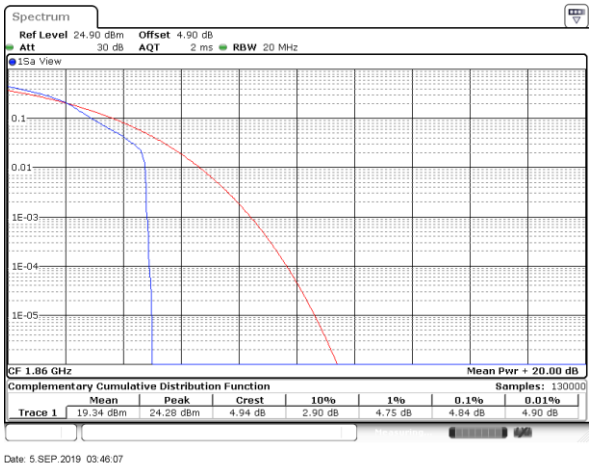

Lowest Channel / Full RB

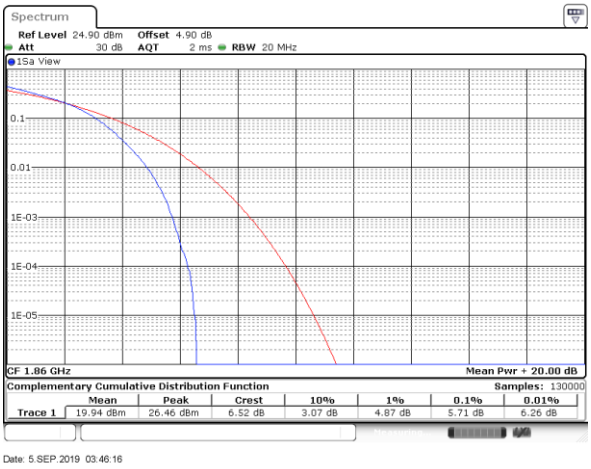

Middle Channel / 1RB

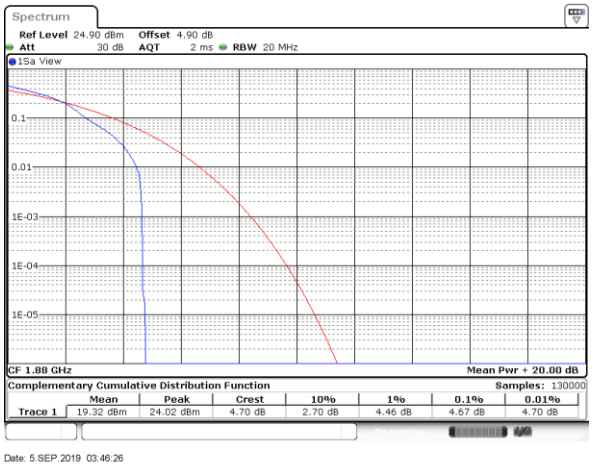

Middle Channel / Full RB

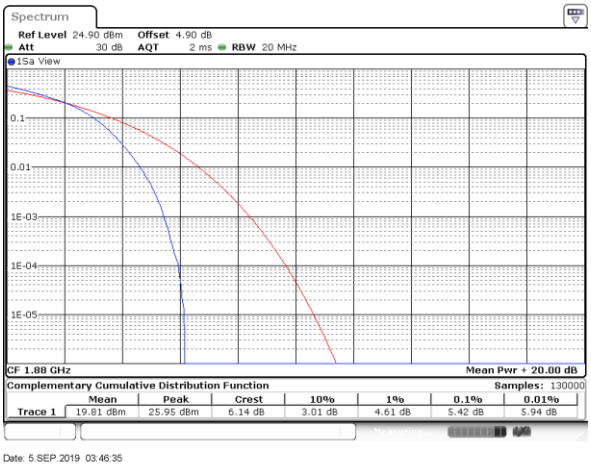

Highest Channel / 1RB

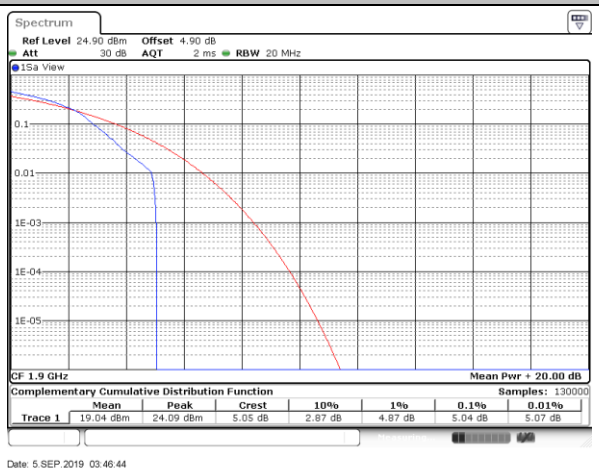

Highest Channel / Full RB

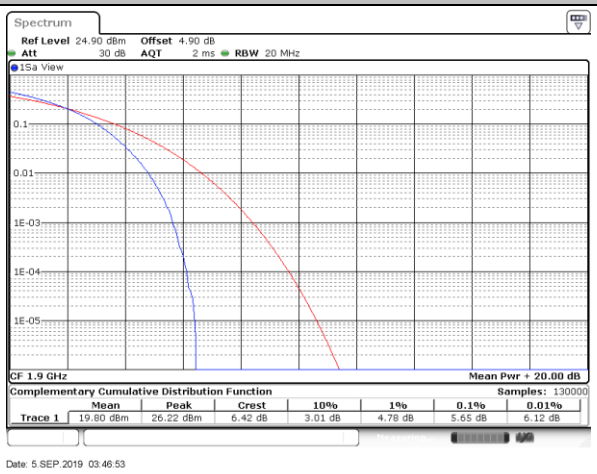

LTE Band 2 / 20MHz / 64QAM

Lowest Channel / 1RB

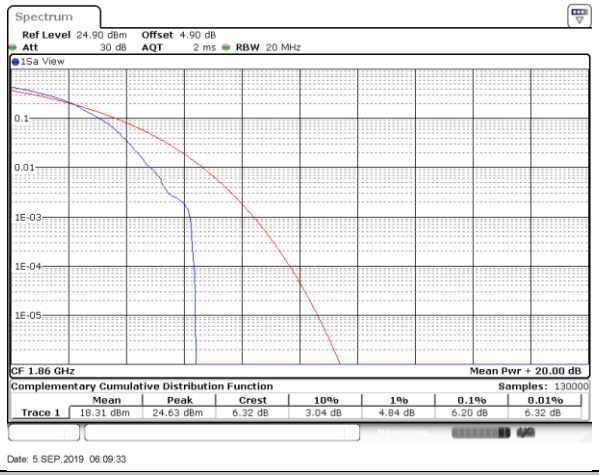

Lowest Channel / Full RB

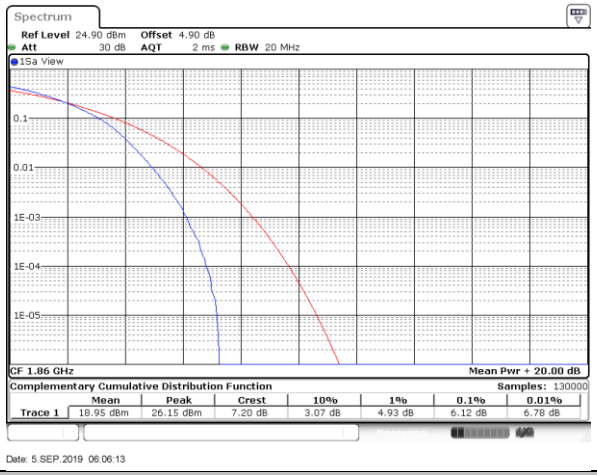

Middle Channel / 1RB

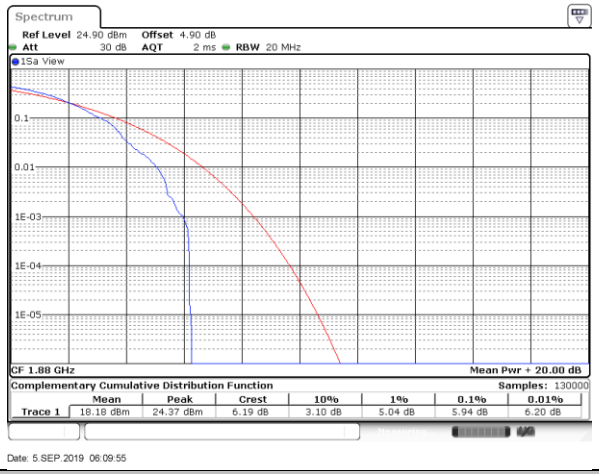

Middle Channel / Full RB

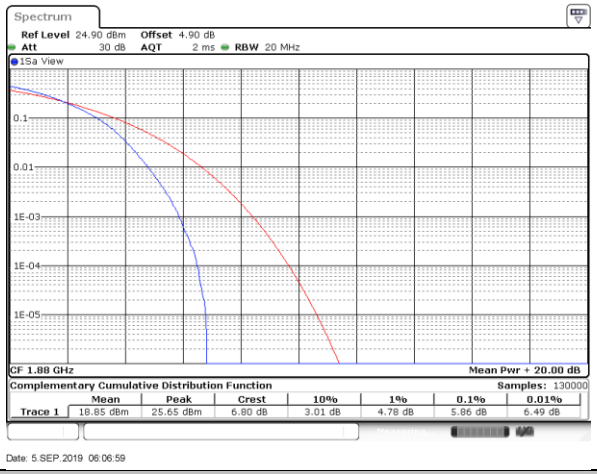

Highest Channel / 1RB

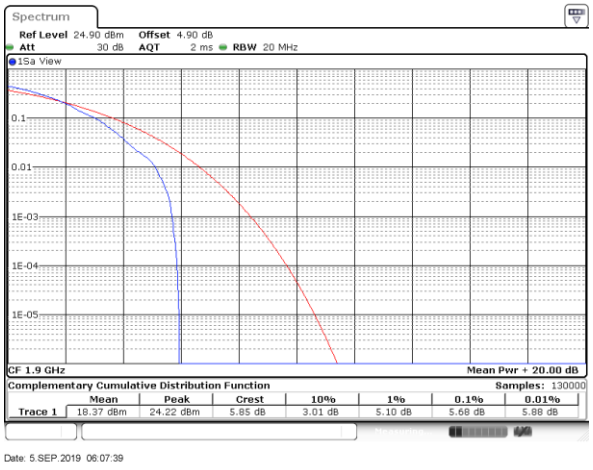

Highest Channel / Full RB

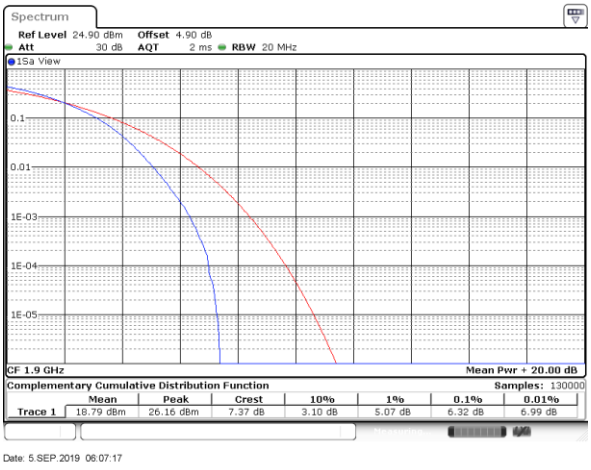

LTE Band 4 / 20MHz / QPSK

Lowest Channel / 1RB

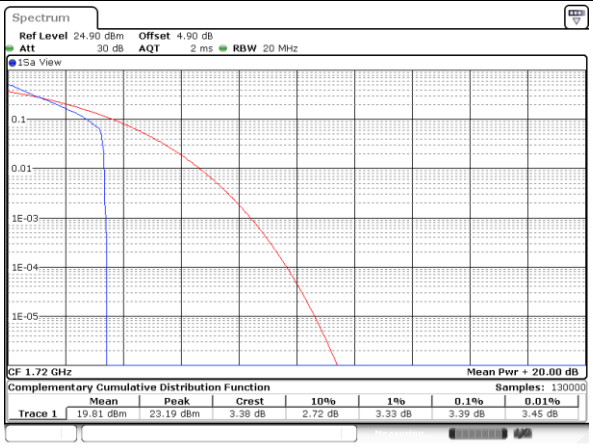

Lowest Channel / Full RB

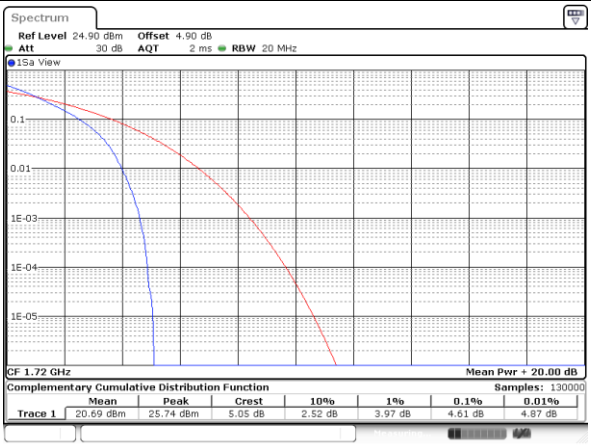

Middle Channel / 1RB

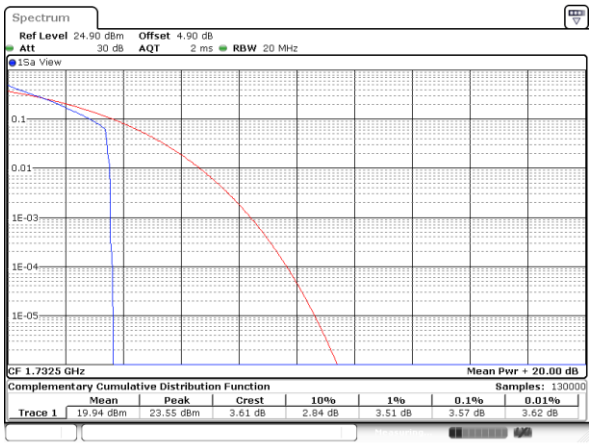

Middle Channel / Full RB

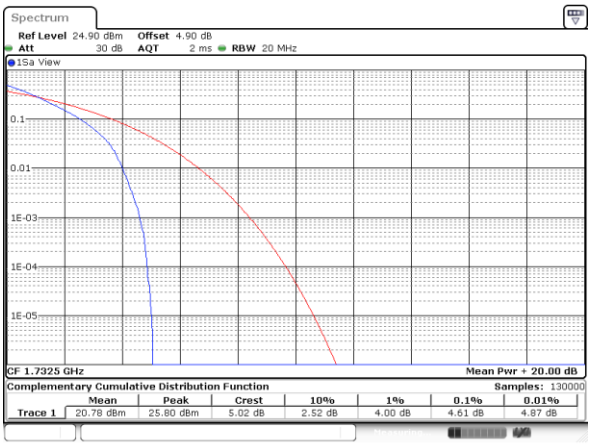

Highest Channel / 1RB

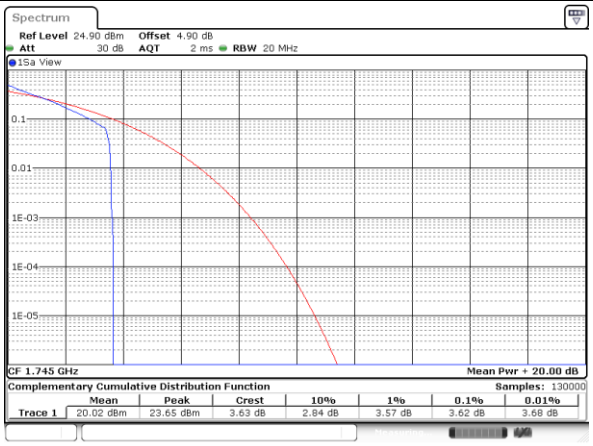

Highest Channel / Full RB

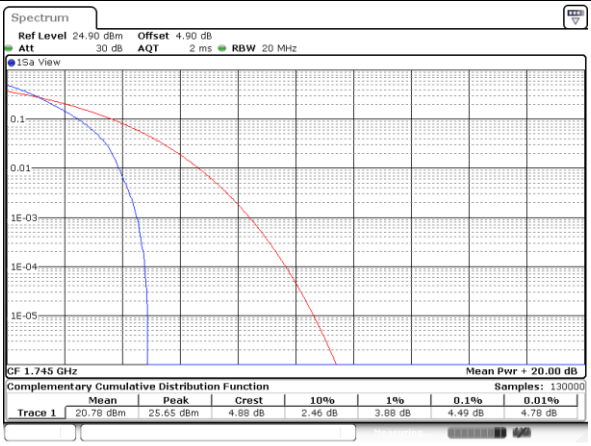

LTE Band 4 / 20MHz / 16QAM

Lowest Channel / 1RB

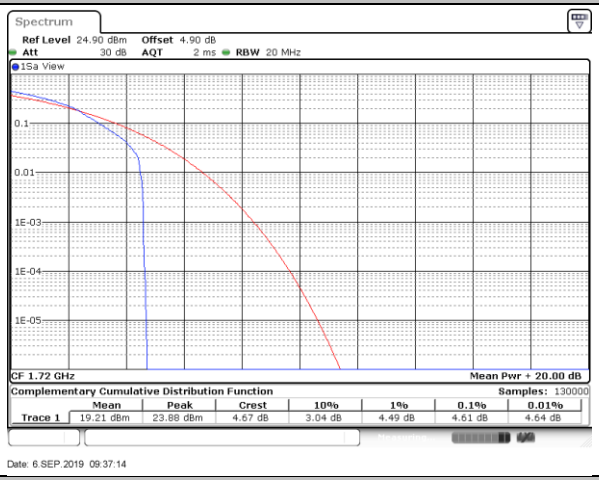

Lowest Channel / Full RB

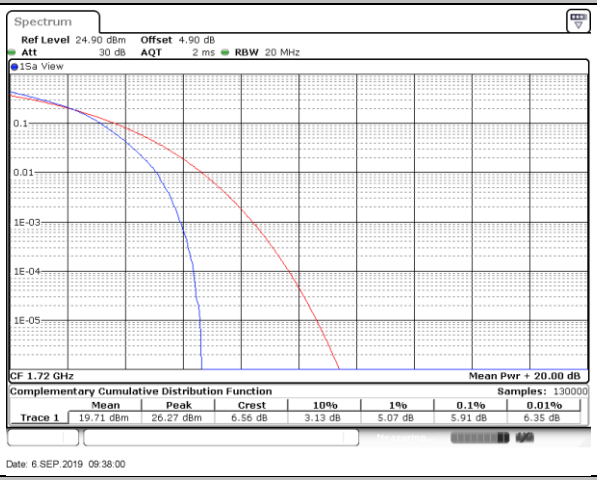

Middle Channel / 1RB

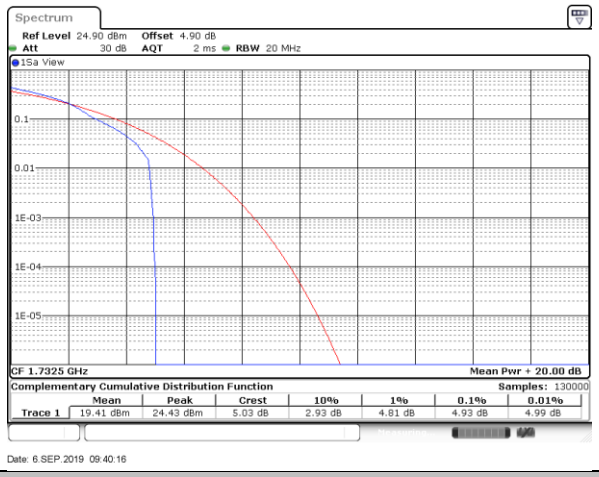

Middle Channel / Full RB

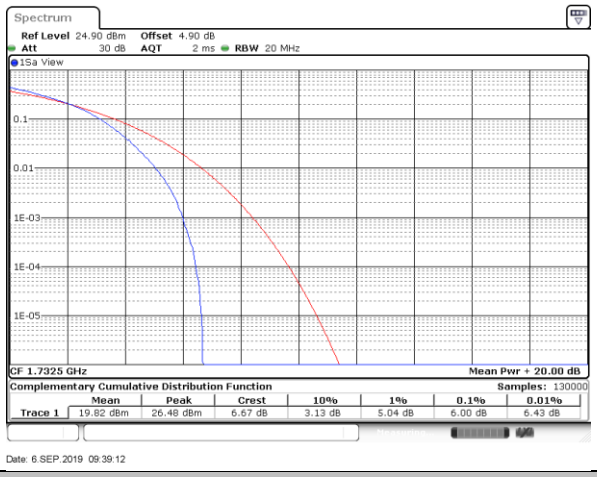

Highest Channel / 1RB

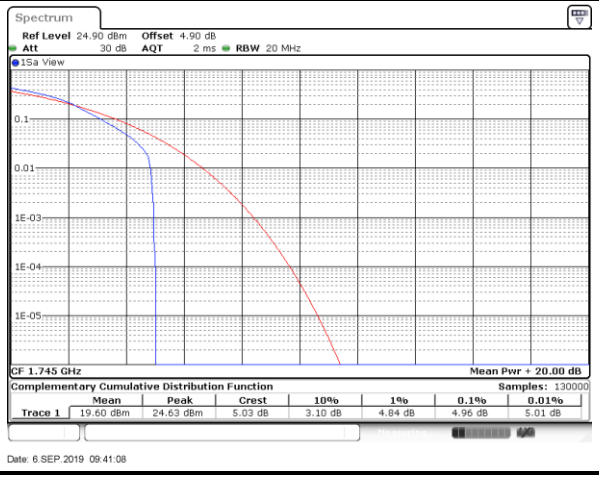

Highest Channel / Full RB

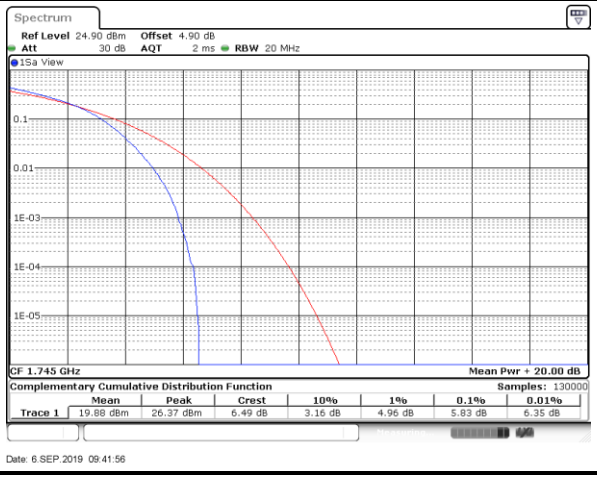

LTE Band 4 / 20MHz / 64QAM

Lowest Channel / 1RB

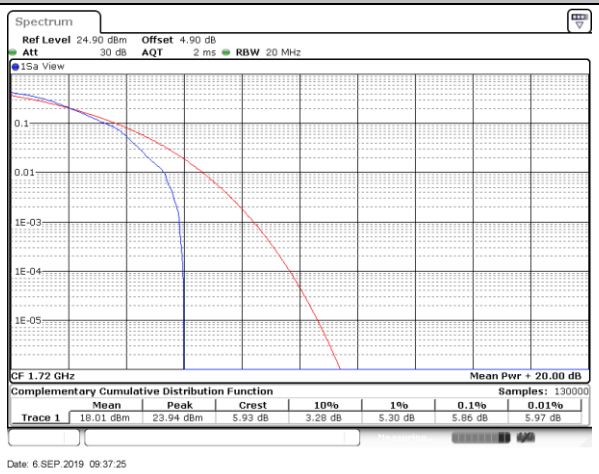

Lowest Channel / Full RB

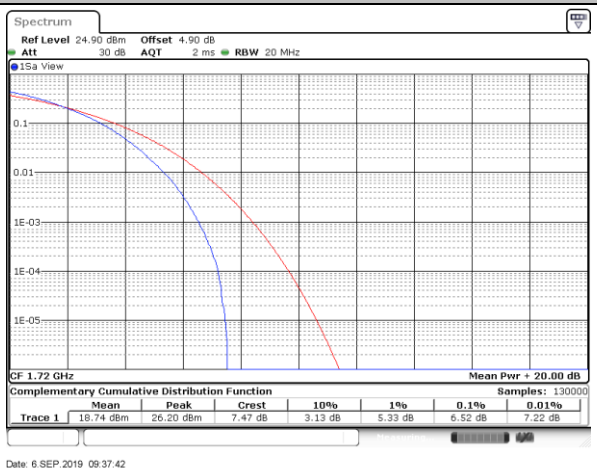

Middle Channel / 1RB

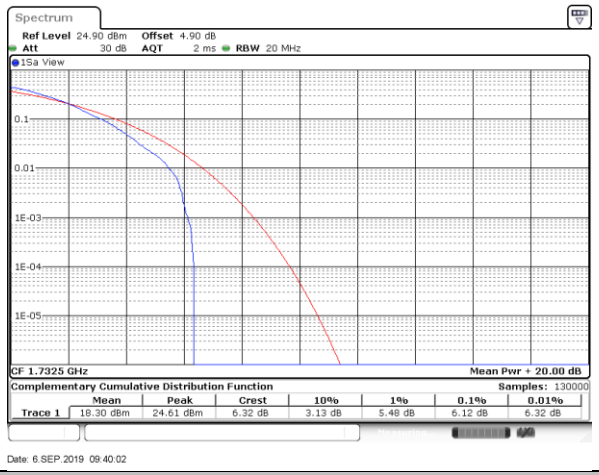

Middle Channel / Full RB

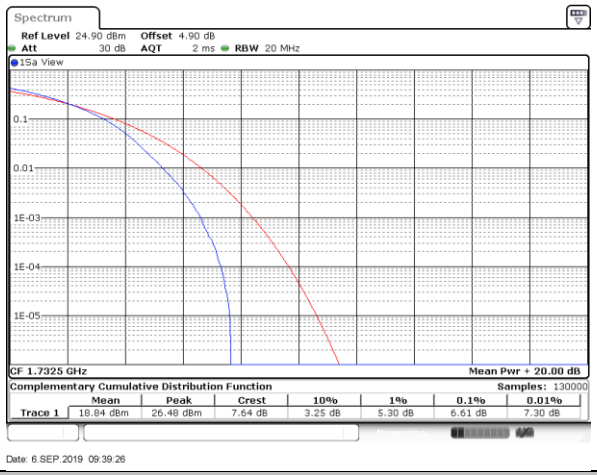

Highest Channel / 1RB

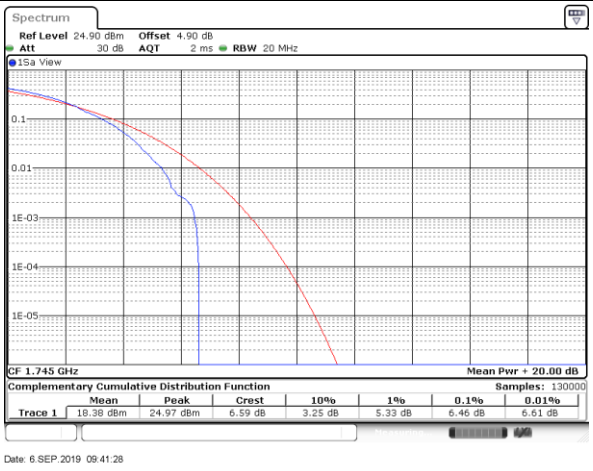

Highest Channel / Full RB

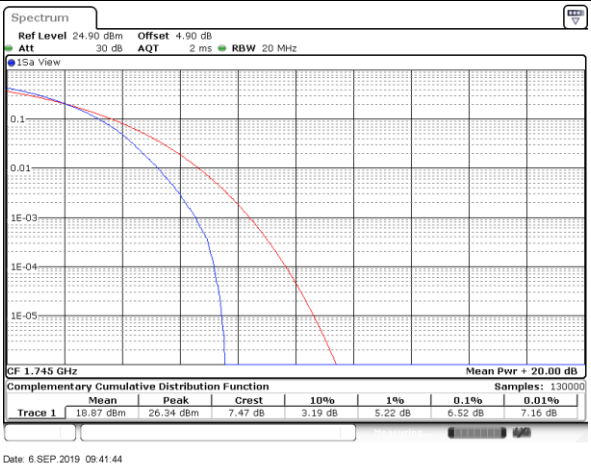

LTE Band 7 / 20MHz / QPSK

Lowest Channel / 1RB

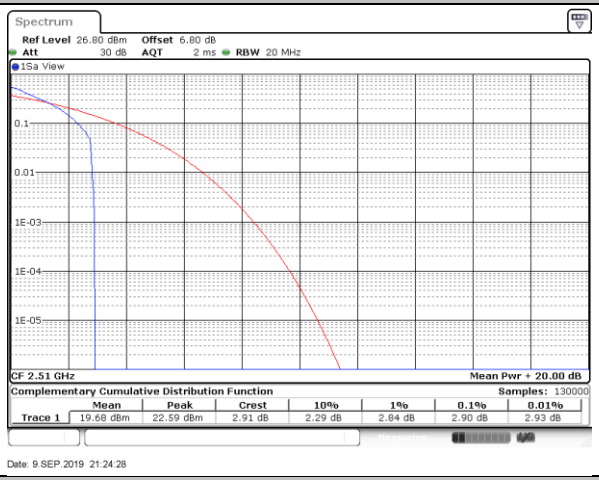

Lowest Channel / Full RB

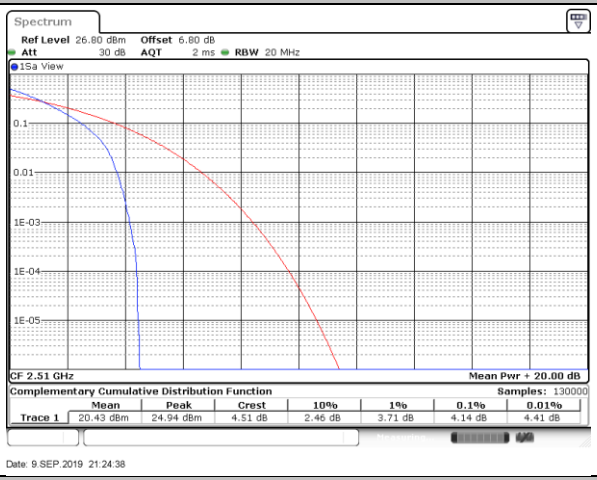

Middle Channel / 1RB

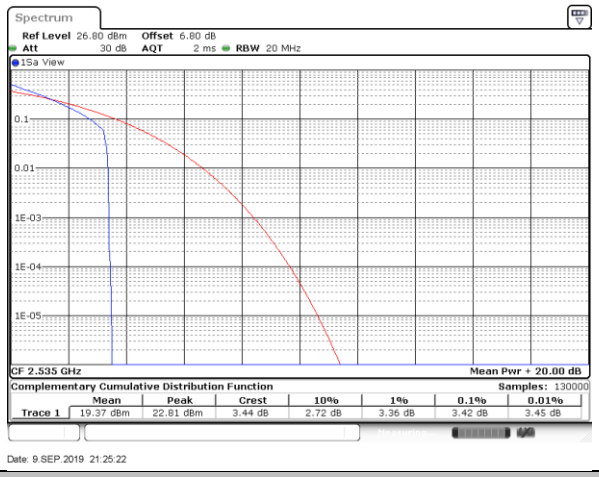

Middle Channel / Full RB

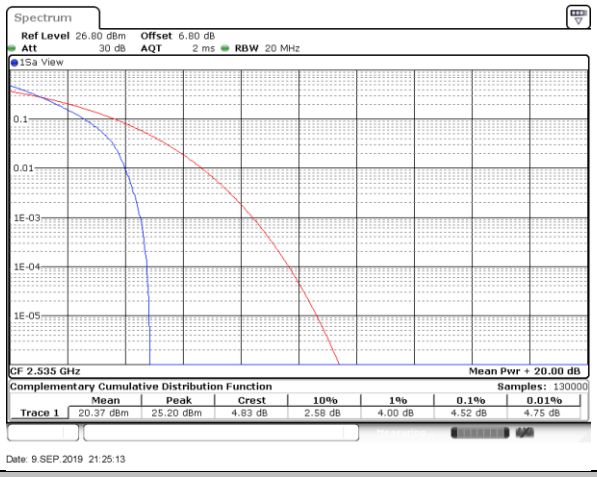

Highest Channel / 1RB

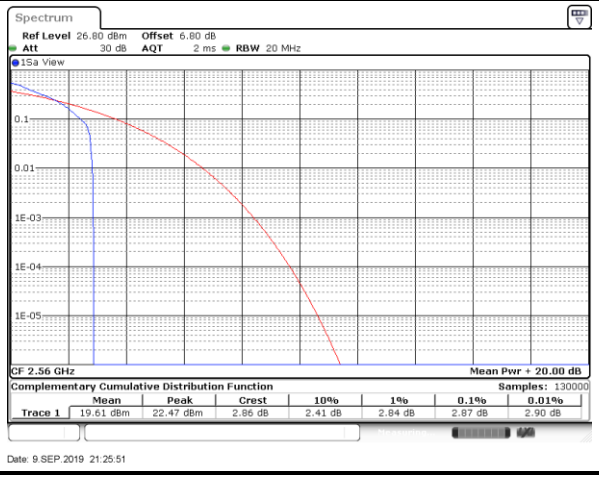

Highest Channel / Full RB

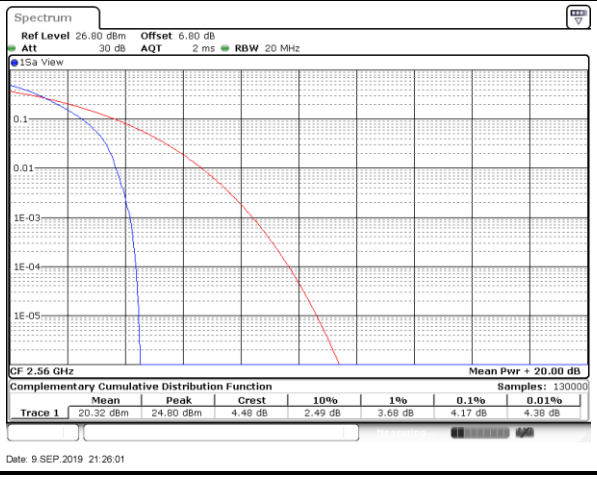

LTE Band 7 / 20MHz / 16QAM

Lowest Channel / 1RB

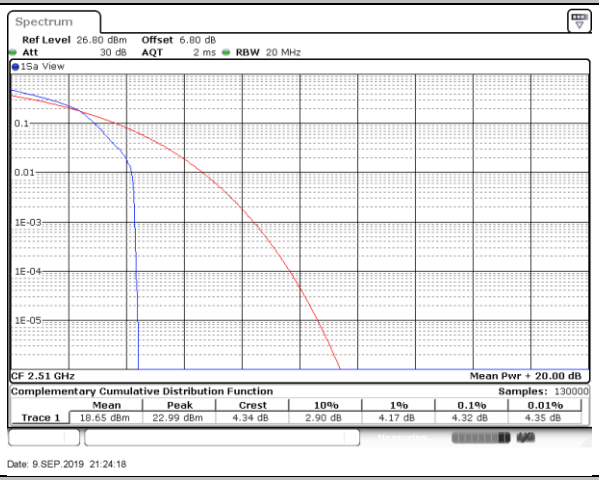

Lowest Channel / Full RB

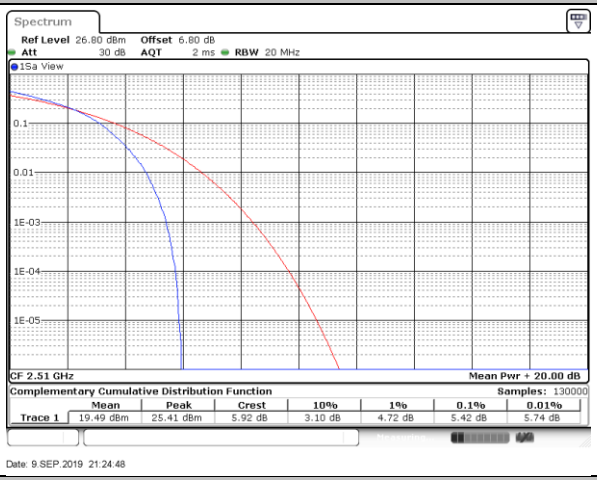

Middle Channel / 1RB

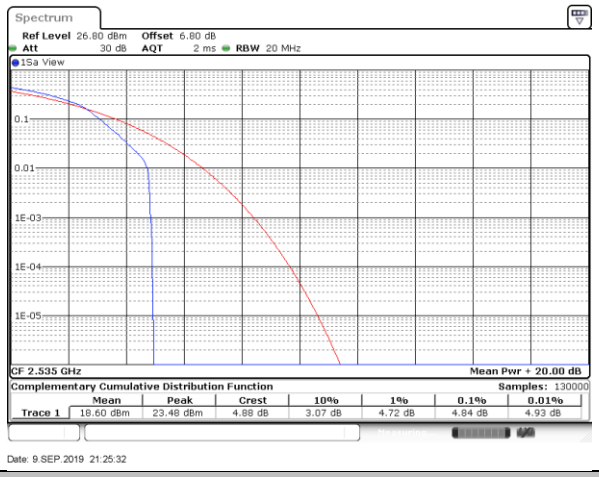

Middle Channel / Full RB

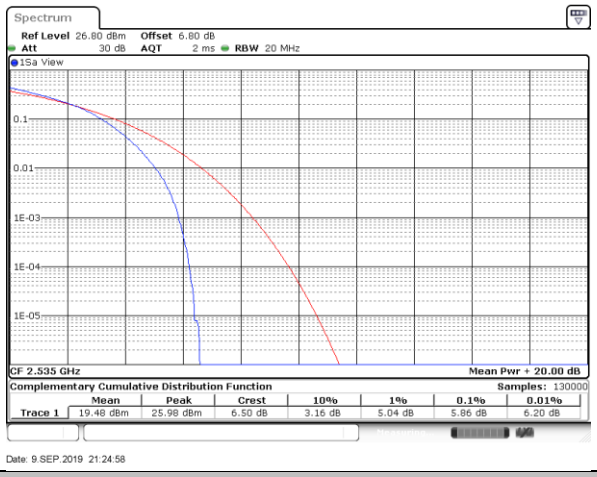

Highest Channel / 1RB

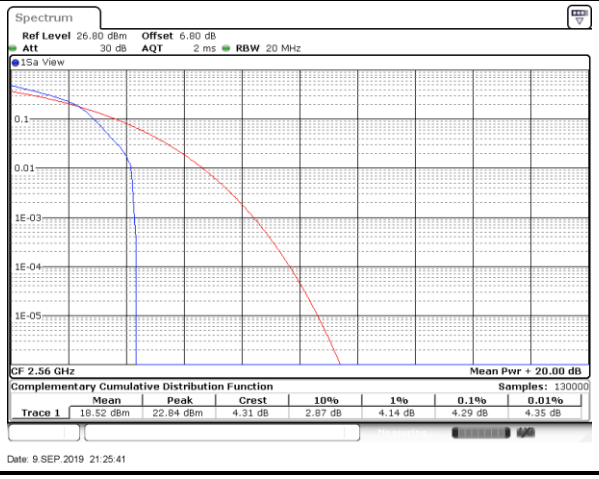

Highest Channel / Full RB

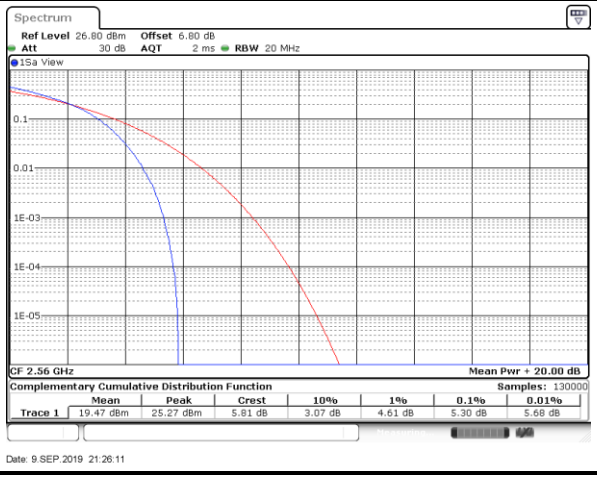

LTE Band 7 / 20MHz / 64QAM

Lowest Channel / 1RB

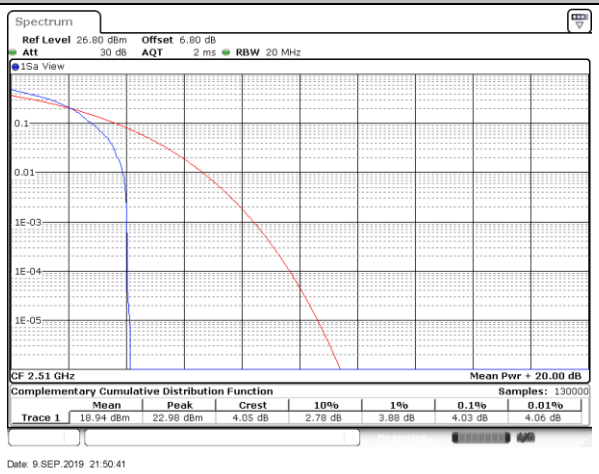

Lowest Channel / Full RB

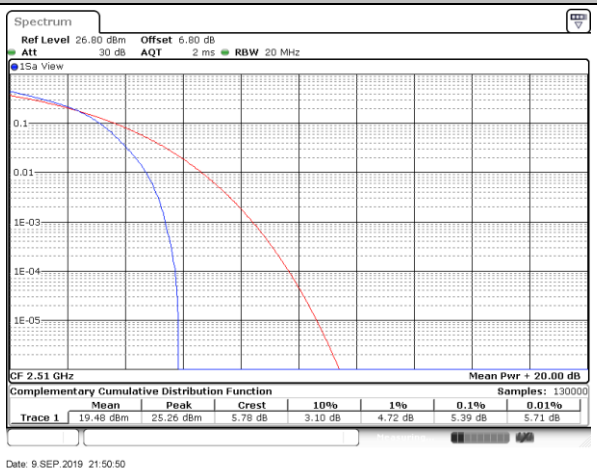

Middle Channel / 1RB

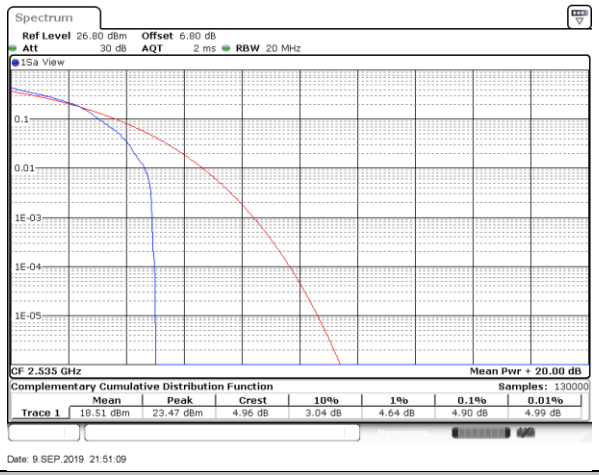

Middle Channel / Full RB

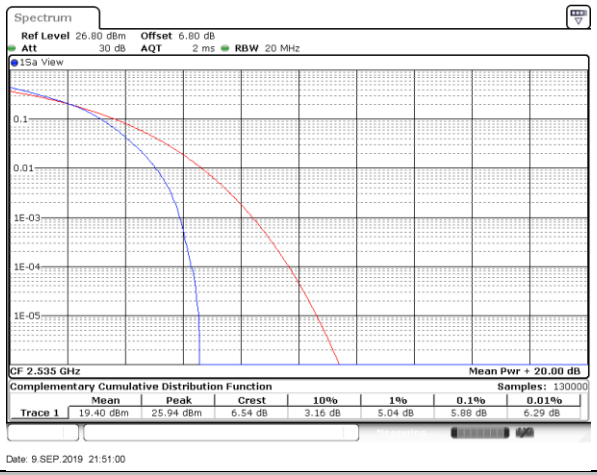

Highest Channel / 1RB

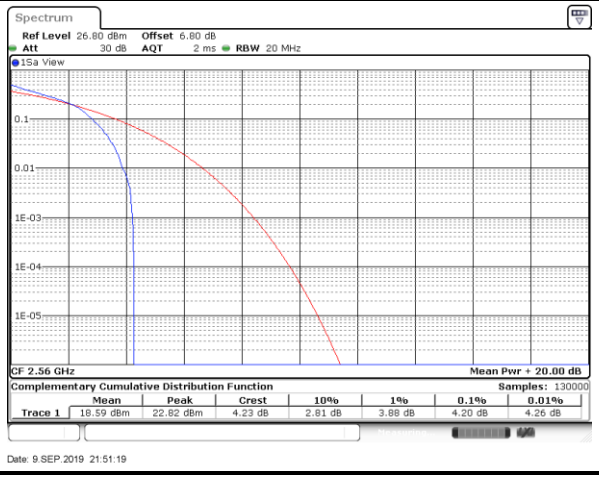

Highest Channel / Full RB

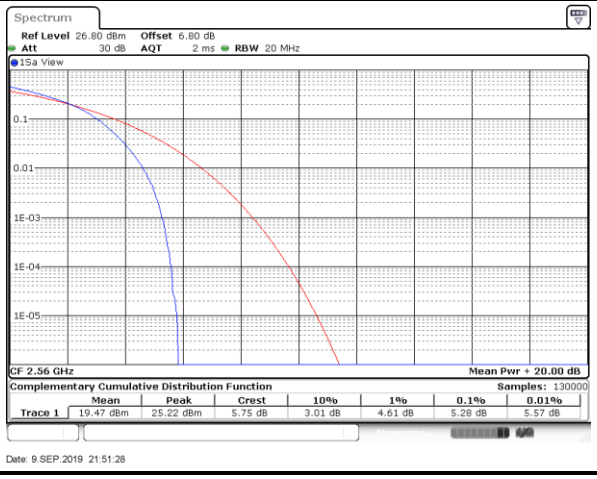

LTE Band 26 / 15MHz / QPSK

Lowest Channel / 1RB

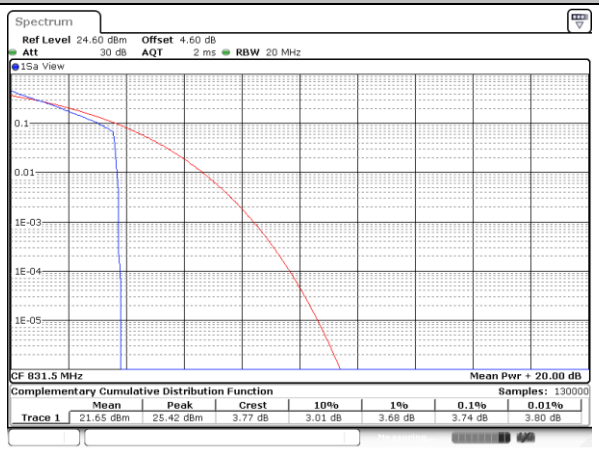

Date: 8.SEP.2019 20:51:06

Lowest Channel / Full RB

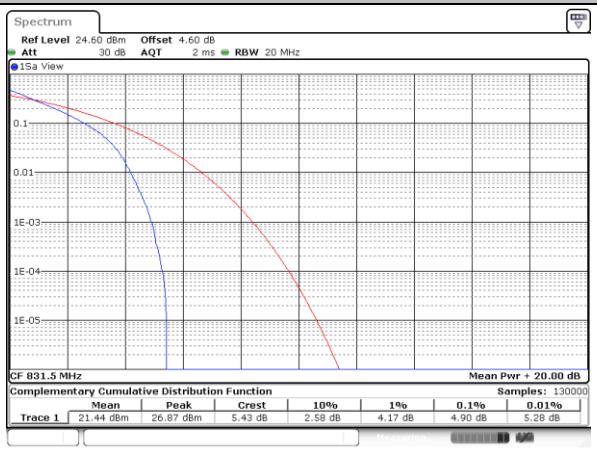

Date: 8.SEP.2019 20:52:30

Middle Channel / 1RB

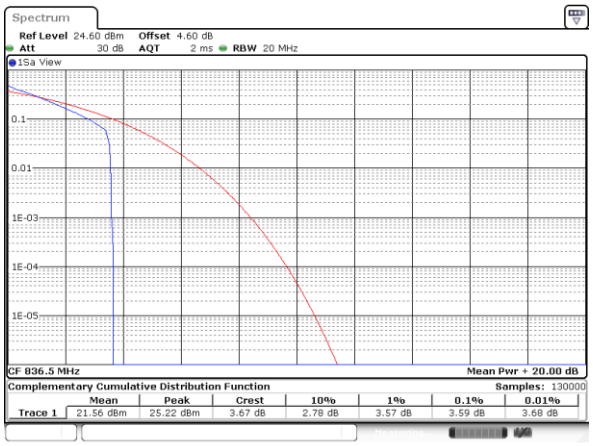

Date: 8.SEP.2019 20:51:52

Middle Channel / Full RB

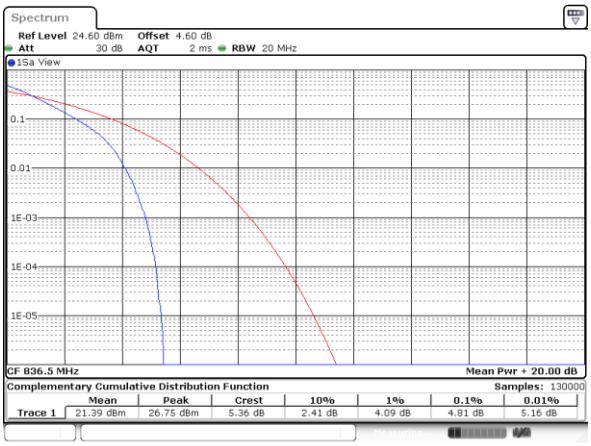

Date: 8.SEP.2019 20:53:19

Highest Channel / 1RB

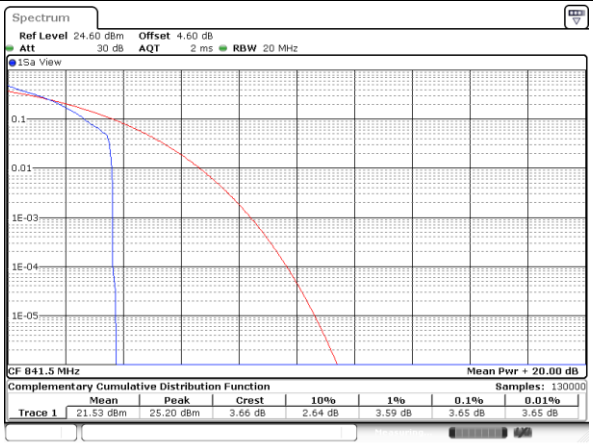

Date: 8.SEP.2019 20:52:02

Highest Channel / Full RB

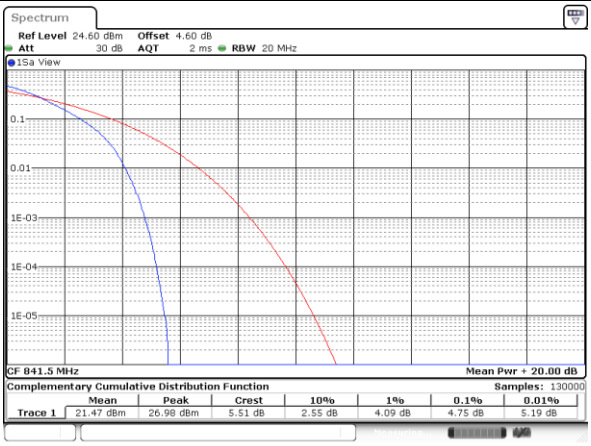

Date: 8.SEP.2019 20:53:28

LTE Band 26 / 15MHz / 16QAM

Lowest Channel / 1RB

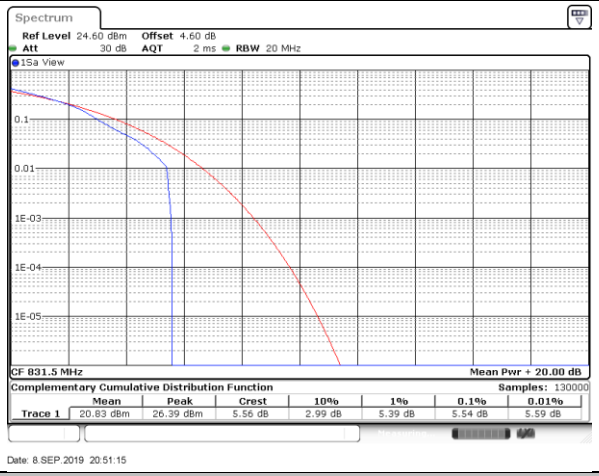

Lowest Channel / Full RB

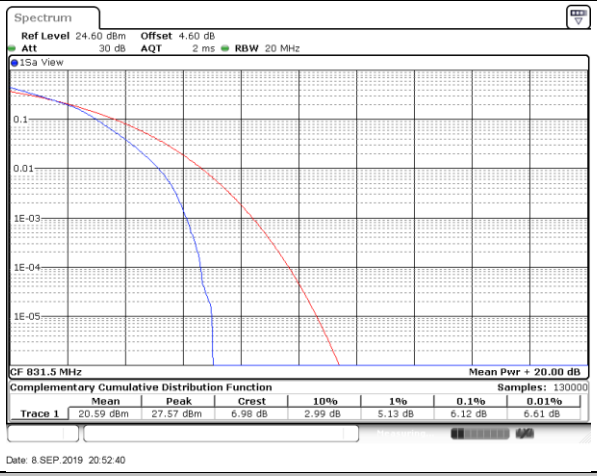

Middle Channel / 1RB

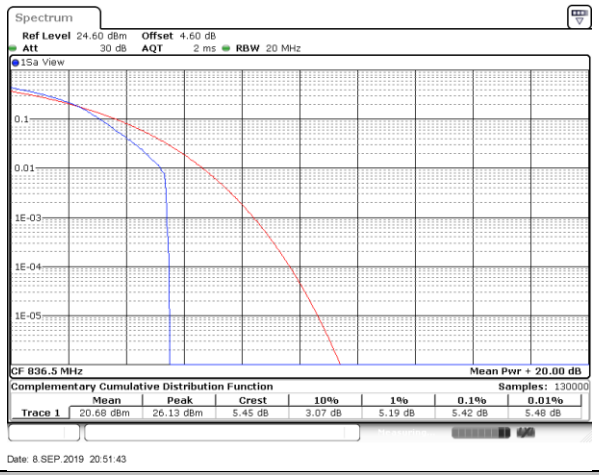

Middle Channel / Full RB

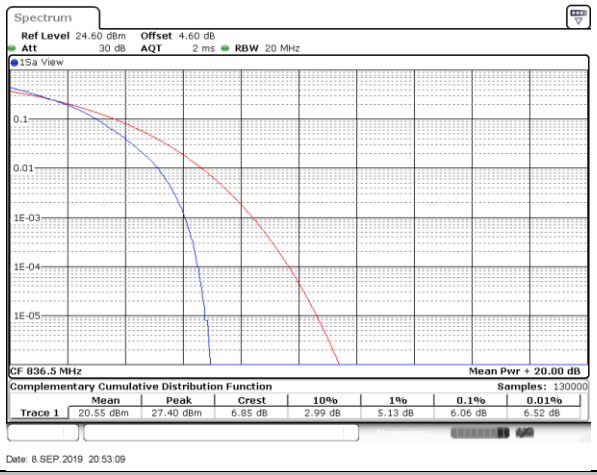

Highest Channel / 1RB

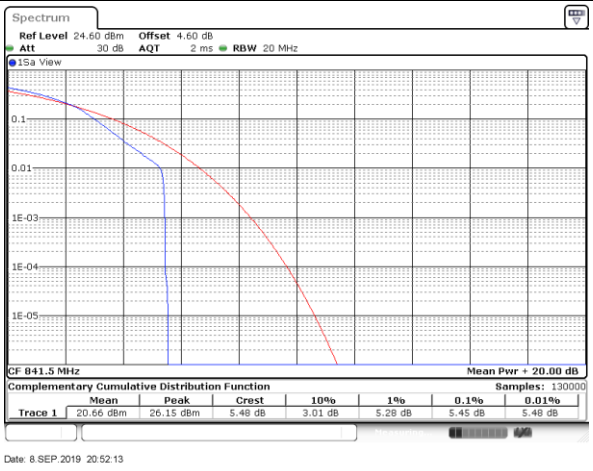

Highest Channel / Full RB

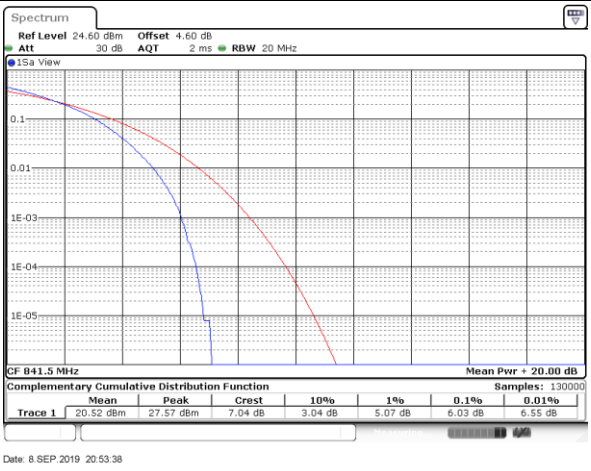

LTE Band 26 / 15MHz / 64QAM

Lowest Channel / 1RB

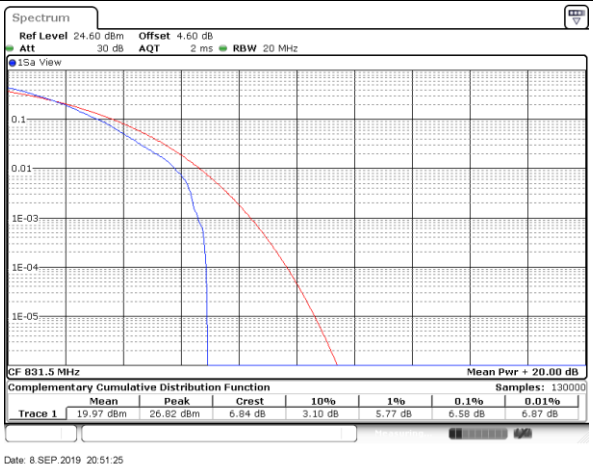

Lowest Channel / Full RB

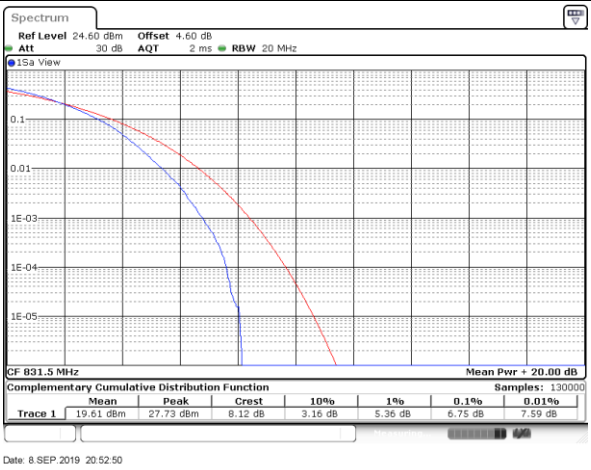

Middle Channel / 1RB

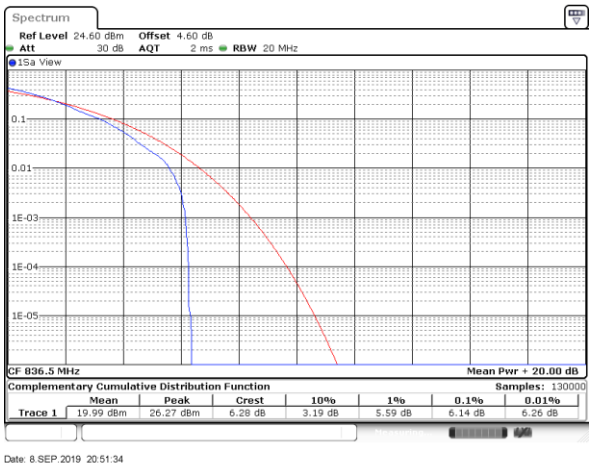

Middle Channel / Full RB

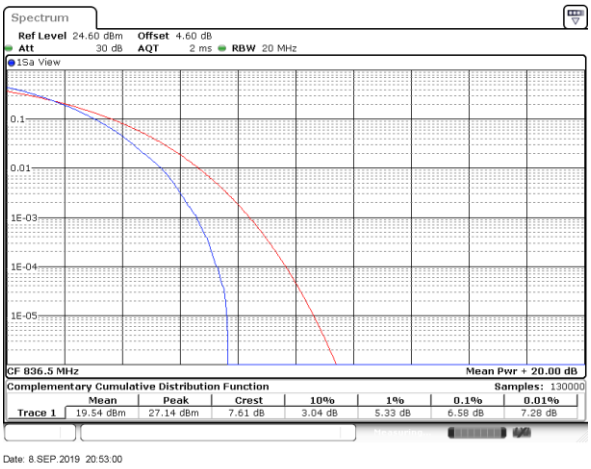

Highest Channel / 1RB

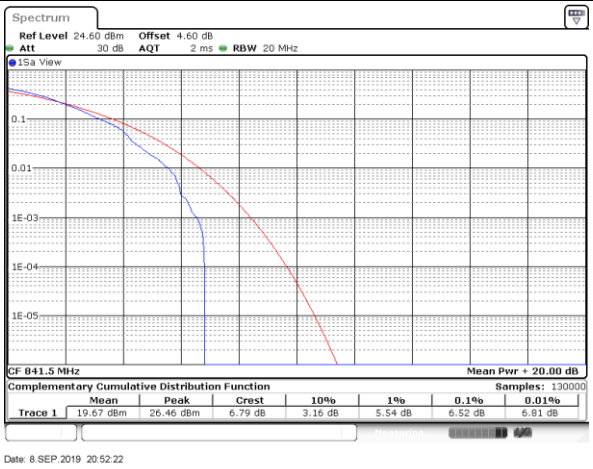

Highest Channel / Full RB

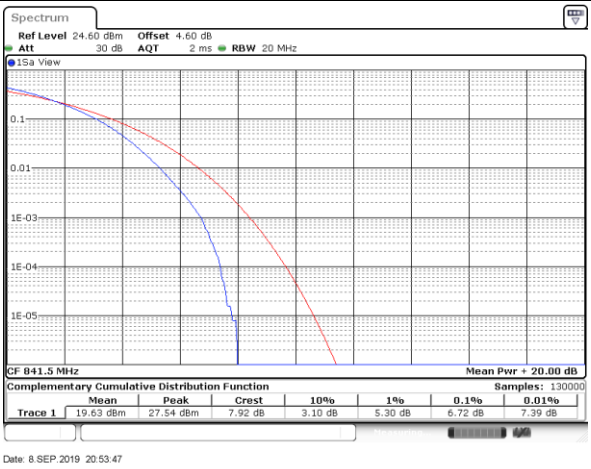

LTE Band 38 / 20MHz / QPSK

Lowest Channel / 1RB

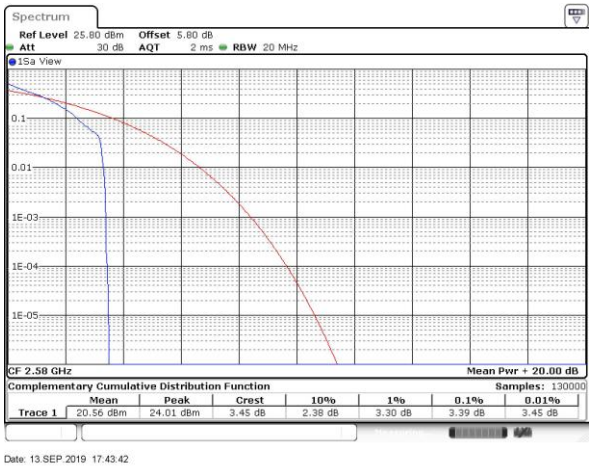

Lowest Channel / Full RB

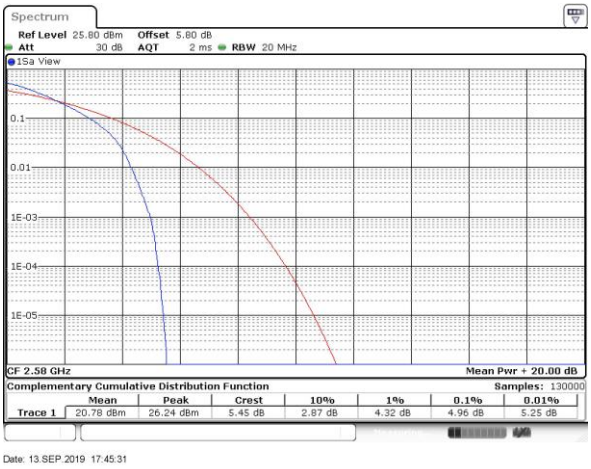

Middle Channel / 1RB

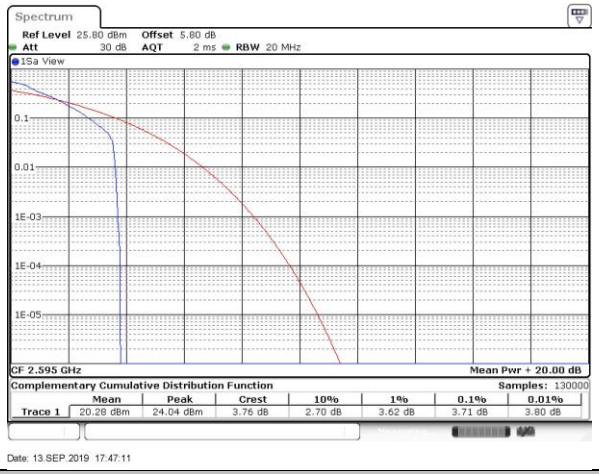

Middle Channel / Full RB

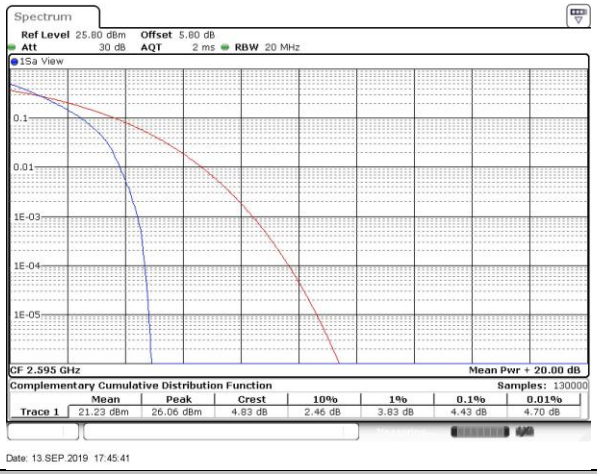

Highest Channel / 1RB

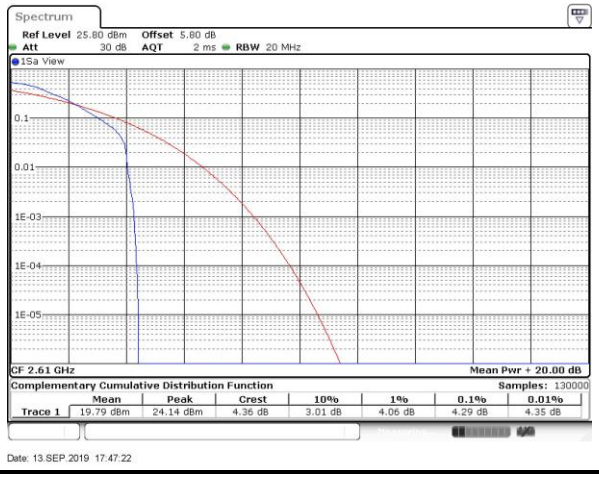
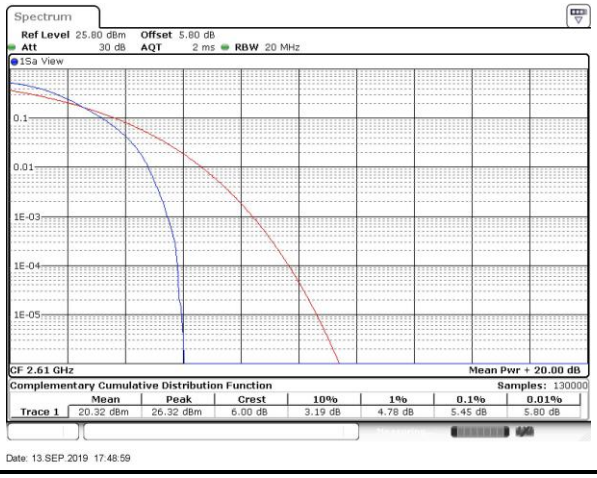
Highest Channel / Full RB