LTE Band 7 / 20MHz+20MHz

Middle Channel / QPSK

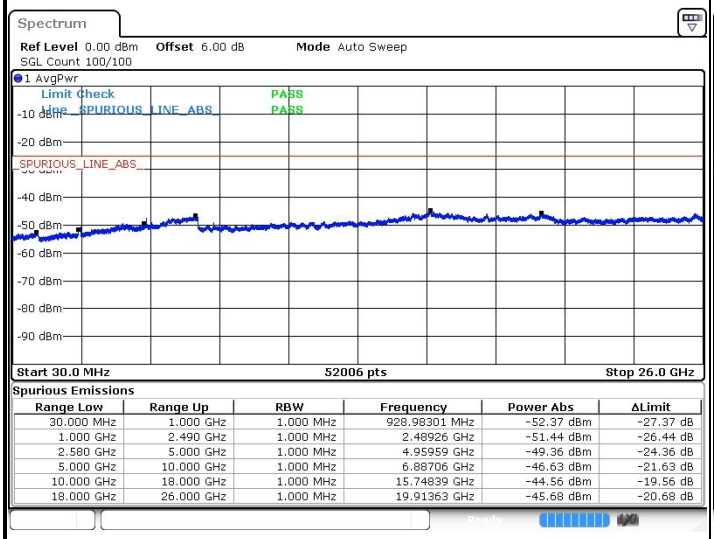

Spurious Emissions

Range Low	Range Up	RBW	Frequency	Power Abs	ΔLimit
30.000 MHz	1.000 GHz	1.000 MHz	928.98301 MHz	-52.37 dBm	-27.37 dB
1.000 GHz	2.490 GHz	1.000 MHz	2.48926 GHz	-51.44 dBm	-26.44 dB
2.580 GHz	5.000 GHz	1.000 MHz	4.95959 GHz	-49.36 dBm	-24.36 dB
5.000 GHz	10.000 GHz	1.000 MHz	6.88706 GHz	-46.63 dBm	-21.63 dB
10.000 GHz	18.000 GHz	1.000 MHz	15.74839 GHz	-44.56 dBm	-19.56 dB
18.000 GHz	26.000 GHz	1.000 MHz	19.91363 GHz	-45.68 dBm	-20.68 dB

Date: 31.JUL.2019 12:00:20

Middle Channel / 16QAM

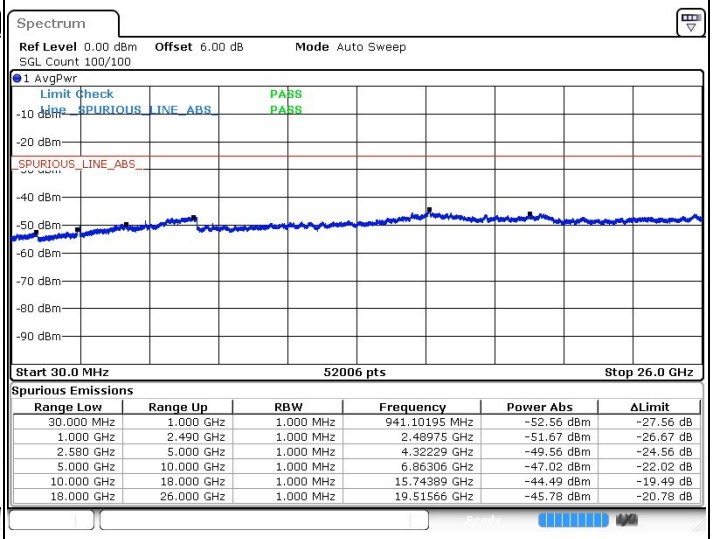

Spurious Emissions

Range Low	Range Up	RBW	Frequency	Power Abs	ΔLimit
30.000 MHz	1.000 GHz	1.000 MHz	941.10195 MHz	-52.56 dBm	-27.56 dB
1.000 GHz	2.490 GHz	1.000 MHz	2.48975 GHz	-51.67 dBm	-26.67 dB
2.580 GHz	5.000 GHz	1.000 MHz	4.32229 GHz	-49.56 dBm	-24.56 dB
5.000 GHz	10.000 GHz	1.000 MHz	6.86306 GHz	-47.02 dBm	-22.02 dB
10.000 GHz	18.000 GHz	1.000 MHz	15.74389 GHz	-44.49 dBm	-19.49 dB
18.000 GHz	26.000 GHz	1.000 MHz	19.51566 GHz	-45.78 dBm	-20.78 dB

Date: 31.JUL.2019 11:56:08

Middle Channel / 64QAM

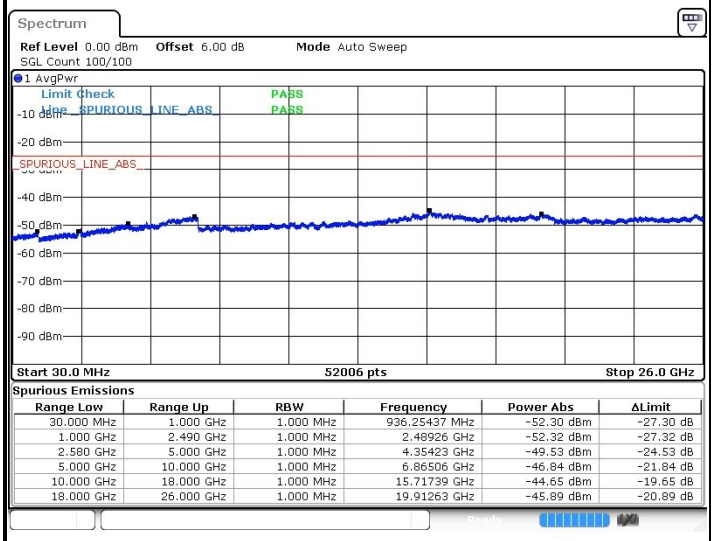

Spurious Emissions

Range Low	Range Up	RBW	Frequency	Power Abs	ΔLimit
30.000 MHz	1.000 GHz	1.000 MHz	936.25437 MHz	-52.30 dBm	-27.30 dB
1.000 GHz	2.490 GHz	1.000 MHz	2.48926 GHz	-52.32 dBm	-27.32 dB
2.580 GHz	5.000 GHz	1.000 MHz	4.35423 GHz	-49.53 dBm	-24.53 dB
5.000 GHz	10.000 GHz	1.000 MHz	6.86506 GHz	-46.84 dBm	-21.84 dB
10.000 GHz	18.000 GHz	1.000 MHz	15.71739 GHz	-44.65 dBm	-19.65 dB
18.000 GHz	26.000 GHz	1.000 MHz	19.91263 GHz	-45.89 dBm	-20.89 dB

Date: 31.JUL.2019 11:55:12

LTE Band 7 / 20MHz+20MHz

Highest Channel / QPSK

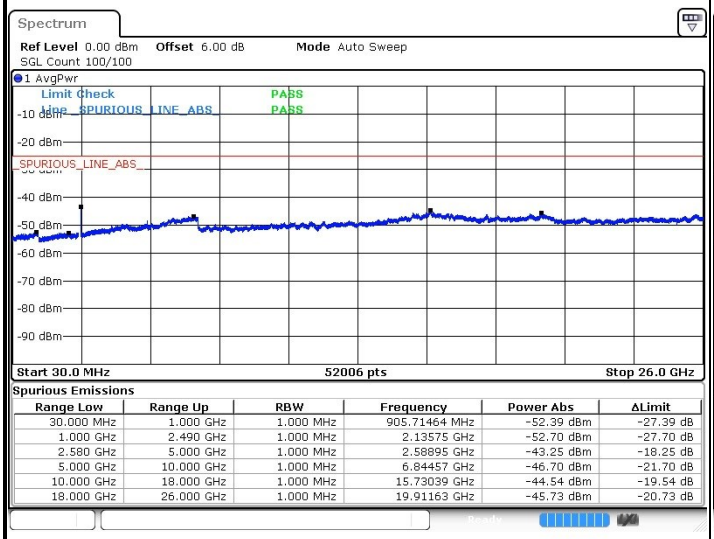

Spurious Emissions

Range Low	Range Up	RBW	Frequency	Power Abs	ΔLimit
30.000 MHz	1.000 GHz	1.000 MHz	905.71464 MHz	-52.39 dBm	-27.39 dB
1.000 GHz	2.490 GHz	1.000 MHz	2.13575 GHz	-52.70 dBm	-27.70 dB
2.580 GHz	5.000 GHz	1.000 MHz	2.58895 GHz	-43.25 dBm	-18.25 dB
5.000 GHz	10.000 GHz	1.000 MHz	6.84457 GHz	-46.70 dBm	-21.70 dB
10.000 GHz	18.000 GHz	1.000 MHz	15.73039 GHz	-44.54 dBm	-19.54 dB
18.000 GHz	26.000 GHz	1.000 MHz	19.91163 GHz	-45.73 dBm	-20.73 dB

Date: 31.JUL.2019 13:47:51

Highest Channel / 16QAM

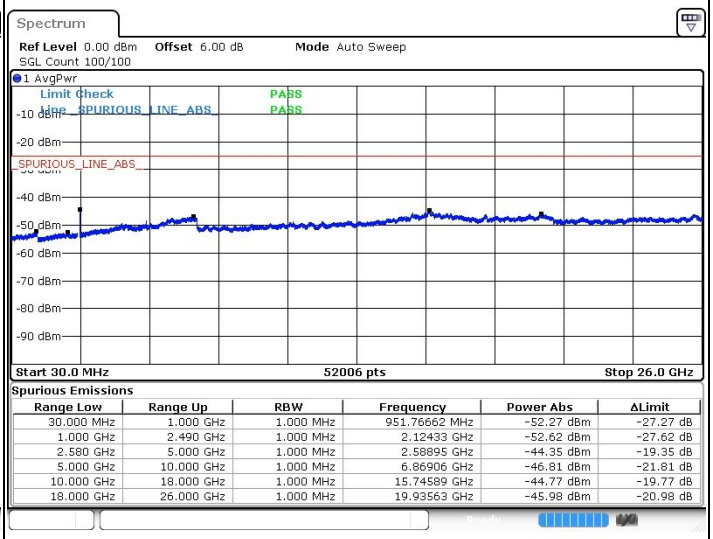

Spurious Emissions

Range Low	Range Up	RBW	Frequency	Power Abs	ΔLimit
30.000 MHz	1.000 GHz	1.000 MHz	951.76662 MHz	-52.27 dBm	-27.27 dB
1.000 GHz	2.490 GHz	1.000 MHz	2.12433 GHz	-52.62 dBm	-27.62 dB
2.580 GHz	5.000 GHz	1.000 MHz	2.58895 GHz	-44.35 dBm	-19.35 dB
5.000 GHz	10.000 GHz	1.000 MHz	6.86906 GHz	-46.81 dBm	-21.81 dB
10.000 GHz	18.000 GHz	1.000 MHz	15.74589 GHz	-44.77 dBm	-19.77 dB
18.000 GHz	26.000 GHz	1.000 MHz	19.93563 GHz	-45.98 dBm	-20.98 dB

Date: 31.JUL.2019 13:49:17

Highest Channel / 64QAM

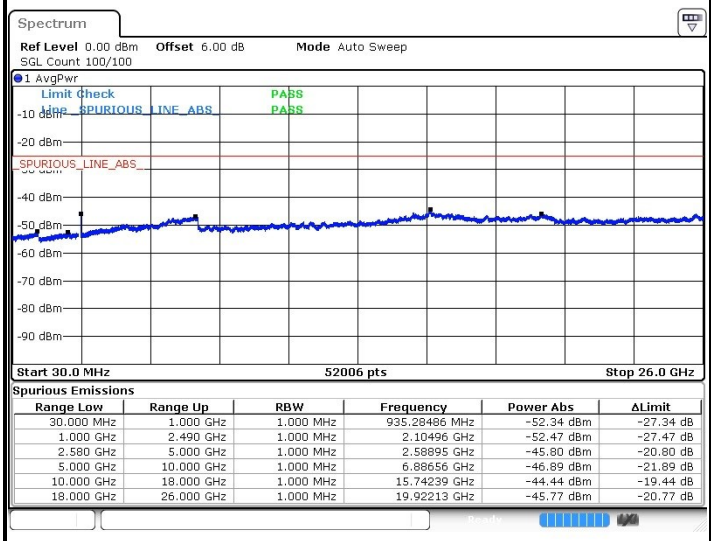

Spurious Emissions

Range Low	Range Up	RBW	Frequency	Power Abs	ΔLimit
30.000 MHz	1.000 GHz	1.000 MHz	935.28486 MHz	-52.34 dBm	-27.34 dB
1.000 GHz	2.490 GHz	1.000 MHz	2.10496 GHz	-52.47 dBm	-27.47 dB
2.580 GHz	5.000 GHz	1.000 MHz	2.58895 GHz	-45.80 dBm	-20.80 dB
5.000 GHz	10.000 GHz	1.000 MHz	6.88656 GHz	-46.89 dBm	-21.89 dB
10.000 GHz	18.000 GHz	1.000 MHz	15.74239 GHz	-44.44 dBm	-19.44 dB
18.000 GHz	26.000 GHz	1.000 MHz	19.92213 GHz	-45.77 dBm	-20.77 dB

Date: 31.JUL.2019 13:51:48

LTE Band 38 / 15MHz+15MHz

QPSK

Lowest Channel

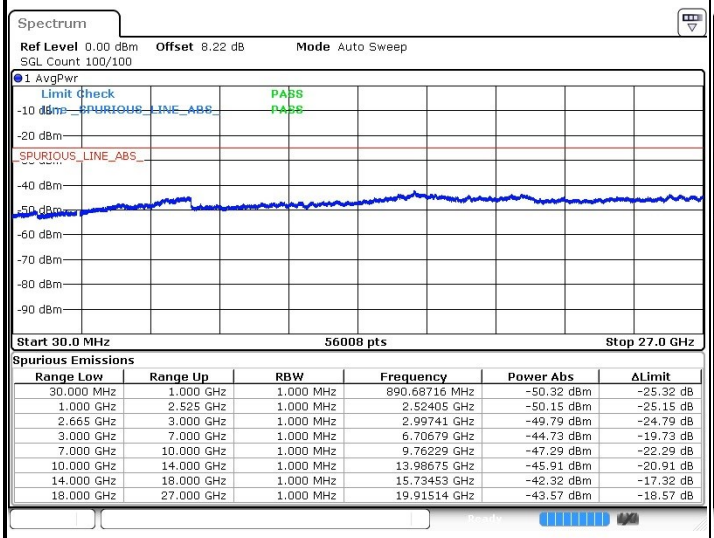

Spurious Emissions

Range Low	Range Up	RBW	Frequency	Power Abs	ΔLimit
30.000 MHz	1.000 GHz	1.000 MHz	890.68716 MHz	-50.32 dBm	-25.32 dB
1.000 GHz	2.525 GHz	1.000 MHz	2.52405 GHz	-50.15 dBm	-25.15 dB
2.665 GHz	3.000 GHz	1.000 MHz	2.99741 GHz	-49.79 dBm	-24.79 dB
3.000 GHz	7.000 GHz	1.000 MHz	6.70679 GHz	-44.73 dBm	-19.73 dB
7.000 GHz	10.000 GHz	1.000 MHz	9.76229 GHz	-47.29 dBm	-22.29 dB
10.000 GHz	14.000 GHz	1.000 MHz	13.98675 GHz	-45.91 dBm	-20.91 dB
14.000 GHz	18.000 GHz	1.000 MHz	15.73453 GHz	-42.32 dBm	-17.32 dB
18.000 GHz	27.000 GHz	1.000 MHz	19.91514 GHz	-43.57 dBm	-18.57 dB

Date: 29.JUL.2019 09:27:42

Middle Channel

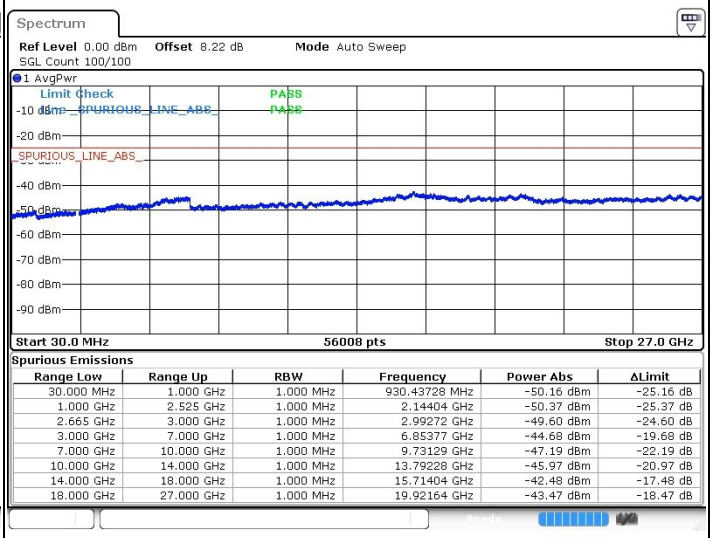

Spurious Emissions

Range Low	Range Up	RBW	Frequency	Power Abs	ΔLimit
30.000 MHz	1.000 GHz	1.000 MHz	930.43728 MHz	-50.16 dBm	-25.16 dB
1.000 GHz	2.525 GHz	1.000 MHz	2.14404 GHz	-50.37 dBm	-25.37 dB
2.665 GHz	3.000 GHz	1.000 MHz	2.99272 GHz	-49.60 dBm	-24.60 dB
3.000 GHz	7.000 GHz	1.000 MHz	6.85377 GHz	-44.68 dBm	-19.68 dB
7.000 GHz	10.000 GHz	1.000 MHz	9.73129 GHz	-47.19 dBm	-22.19 dB
10.000 GHz	14.000 GHz	1.000 MHz	13.79228 GHz	-45.97 dBm	-20.97 dB
14.000 GHz	18.000 GHz	1.000 MHz	15.71404 GHz	-42.48 dBm	-17.48 dB
18.000 GHz	27.000 GHz	1.000 MHz	19.92164 GHz	-43.47 dBm	-18.47 dB

Date: 29.JUL.2019 09:26:14

Highest Channel

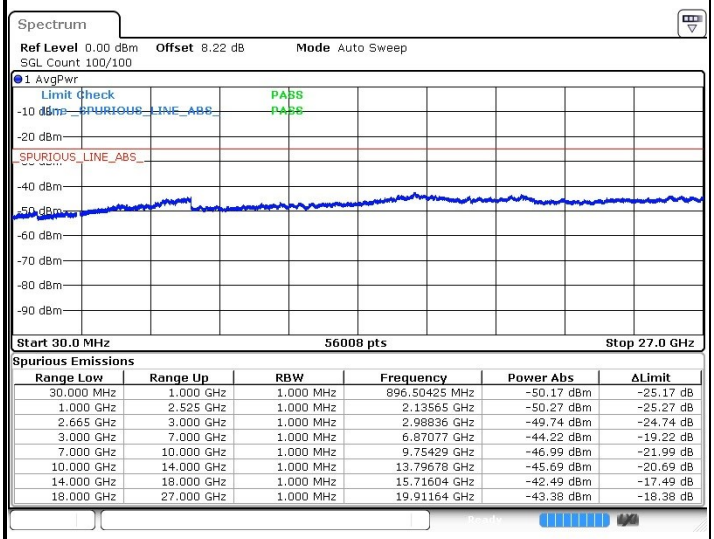

Spurious Emissions

Range Low	Range Up	RBW	Frequency	Power Abs	ΔLimit
30.000 MHz	1.000 GHz	1.000 MHz	896.50425 MHz	-50.17 dBm	-25.17 dB
1.000 GHz	2.525 GHz	1.000 MHz	2.13565 GHz	-50.27 dBm	-25.27 dB
2.665 GHz	3.000 GHz	1.000 MHz	2.98836 GHz	-49.74 dBm	-24.74 dB
3.000 GHz	7.000 GHz	1.000 MHz	6.87077 GHz	-44.22 dBm	-19.22 dB
7.000 GHz	10.000 GHz	1.000 MHz	9.75429 GHz	-46.99 dBm	-21.99 dB
10.000 GHz	14.000 GHz	1.000 MHz	13.79678 GHz	-45.69 dBm	-20.69 dB
14.000 GHz	18.000 GHz	1.000 MHz	15.71604 GHz	-42.49 dBm	-17.49 dB
18.000 GHz	27.000 GHz	1.000 MHz	19.91164 GHz	-43.38 dBm	-18.38 dB

Date: 29.JUL.2019 09:21:34

N/A

LTE Band 38 / 15MHz+15MHz

16QAM

Lowest Channel

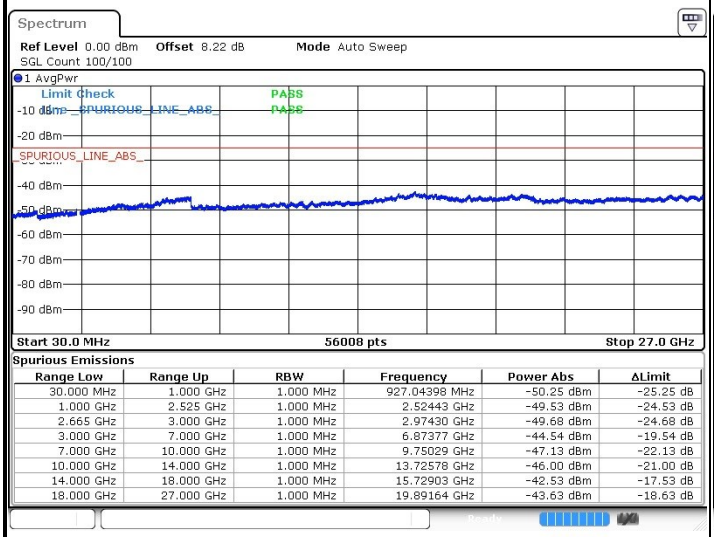

Spurious Emissions

Range Low	Range Up	RBW	Frequency	Power Abs	ΔLimit
30.000 MHz	1.000 GHz	1.000 MHz	927.04398 MHz	-50.25 dBm	-25.25 dB
1.000 GHz	2.525 GHz	1.000 MHz	2.52443 GHz	-49.53 dBm	-24.53 dB
2.665 GHz	3.000 GHz	1.000 MHz	2.97430 GHz	-49.68 dBm	-24.68 dB
3.000 GHz	7.000 GHz	1.000 MHz	6.87377 GHz	-44.54 dBm	-19.54 dB
7.000 GHz	10.000 GHz	1.000 MHz	9.75029 GHz	-47.13 dBm	-22.13 dB
10.000 GHz	14.000 GHz	1.000 MHz	13.72578 GHz	-46.00 dBm	-21.00 dB
14.000 GHz	18.000 GHz	1.000 MHz	15.72903 GHz	-42.53 dBm	-17.53 dB
18.000 GHz	27.000 GHz	1.000 MHz	19.89164 GHz	-43.63 dBm	-18.63 dB

Date: 29.JUL.2019 09:28:36

Middle Channel

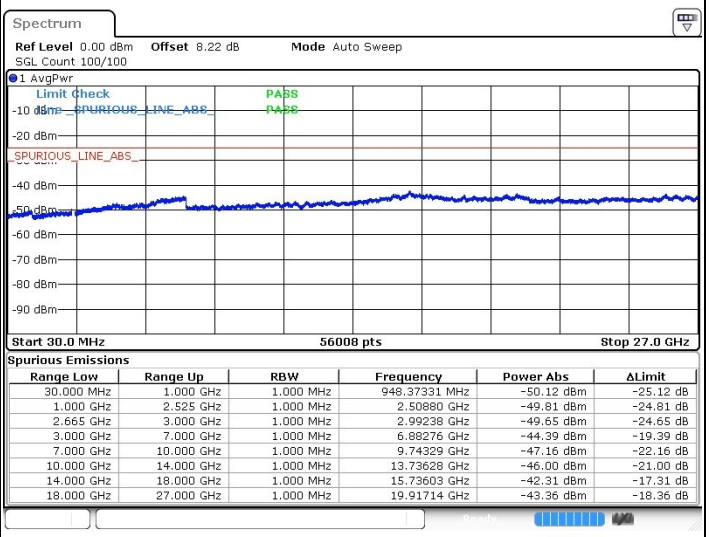

Spurious Emissions

Range Low	Range Up	RBW	Frequency	Power Abs	ΔLimit
30.000 MHz	1.000 GHz	1.000 MHz	948.37331 MHz	-50.12 dBm	-25.12 dB
1.000 GHz	2.525 GHz	1.000 MHz	2.50880 GHz	-49.81 dBm	-24.81 dB
2.665 GHz	3.000 GHz	1.000 MHz	2.99238 GHz	-49.65 dBm	-24.65 dB
3.000 GHz	7.000 GHz	1.000 MHz	6.88276 GHz	-44.39 dBm	-19.39 dB
7.000 GHz	10.000 GHz	1.000 MHz	9.74329 GHz	-47.16 dBm	-22.16 dB
10.000 GHz	14.000 GHz	1.000 MHz	13.73628 GHz	-46.00 dBm	-21.00 dB
14.000 GHz	18.000 GHz	1.000 MHz	15.73603 GHz	-42.31 dBm	-17.31 dB
18.000 GHz	27.000 GHz	1.000 MHz	19.91714 GHz	-43.36 dBm	-18.36 dB

Date: 29.JUL.2019 09:25:22

Highest Channel

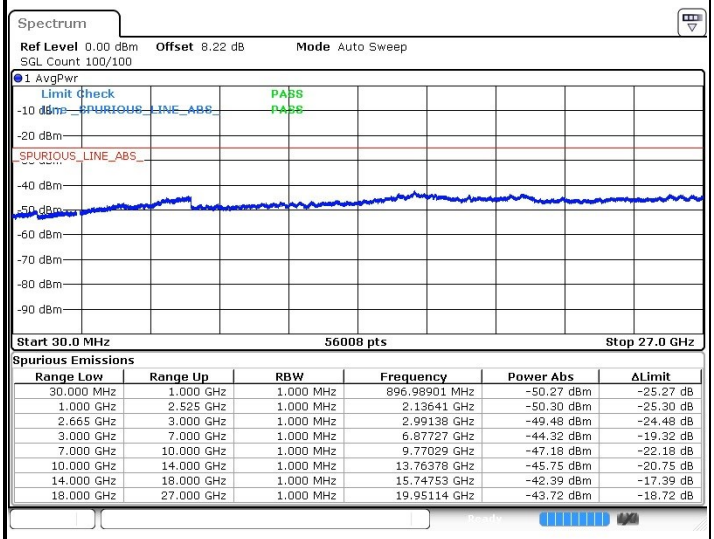

Spurious Emissions

Range Low	Range Up	RBW	Frequency	Power Abs	ΔLimit
30.000 MHz	1.000 GHz	1.000 MHz	896.98901 MHz	-50.27 dBm	-25.27 dB
1.000 GHz	2.525 GHz	1.000 MHz	2.13641 GHz	-50.30 dBm	-25.30 dB
2.665 GHz	3.000 GHz	1.000 MHz	2.99138 GHz	-49.48 dBm	-24.48 dB
3.000 GHz	7.000 GHz	1.000 MHz	6.87727 GHz	-44.32 dBm	-19.32 dB
7.000 GHz	10.000 GHz	1.000 MHz	9.77029 GHz	-47.18 dBm	-22.18 dB
10.000 GHz	14.000 GHz	1.000 MHz	13.76378 GHz	-45.75 dBm	-20.75 dB
14.000 GHz	18.000 GHz	1.000 MHz	15.74753 GHz	-42.39 dBm	-17.39 dB
18.000 GHz	27.000 GHz	1.000 MHz	19.95114 GHz	-43.72 dBm	-18.72 dB

Date: 29.JUL.2019 09:22:25

N/A

LTE Band 38 / 15MHz+15MHz

64QAM

Lowest Channel

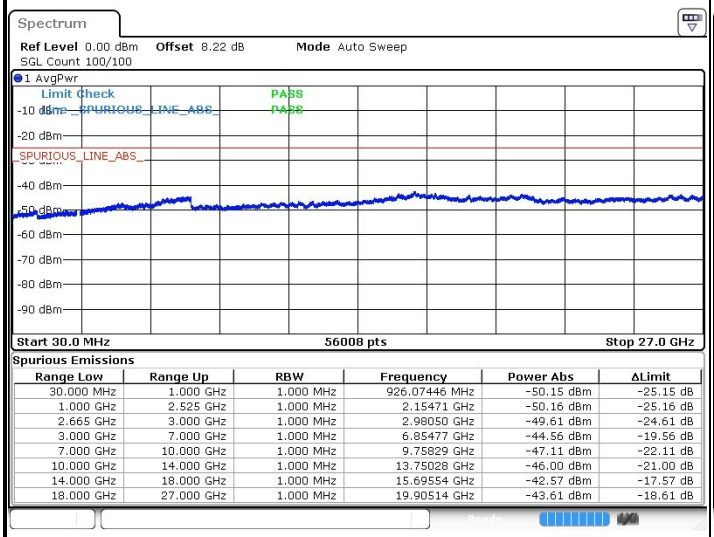

Spurious Emissions

Range Low	Range Up	RBW	Frequency	Power Abs	ΔLimit
30.000 MHz	1.000 GHz	1.000 MHz	926.07446 MHz	-50.15 dBm	-25.15 dB
1.000 GHz	2.525 GHz	1.000 MHz	2.15471 GHz	-50.16 dBm	-25.16 dB
2.665 GHz	3.000 GHz	1.000 MHz	2.98050 GHz	-49.61 dBm	-24.61 dB
3.000 GHz	7.000 GHz	1.000 MHz	6.85477 GHz	-44.56 dBm	-19.56 dB
7.000 GHz	10.000 GHz	1.000 MHz	9.75829 GHz	-47.11 dBm	-22.11 dB
10.000 GHz	14.000 GHz	1.000 MHz	13.75028 GHz	-46.00 dBm	-21.00 dB
14.000 GHz	18.000 GHz	1.000 MHz	15.69554 GHz	-42.57 dBm	-17.57 dB
18.000 GHz	27.000 GHz	1.000 MHz	19.90514 GHz	-43.61 dBm	-18.61 dB

Date: 29.JUL.2019 09:29:26

Middle Channel

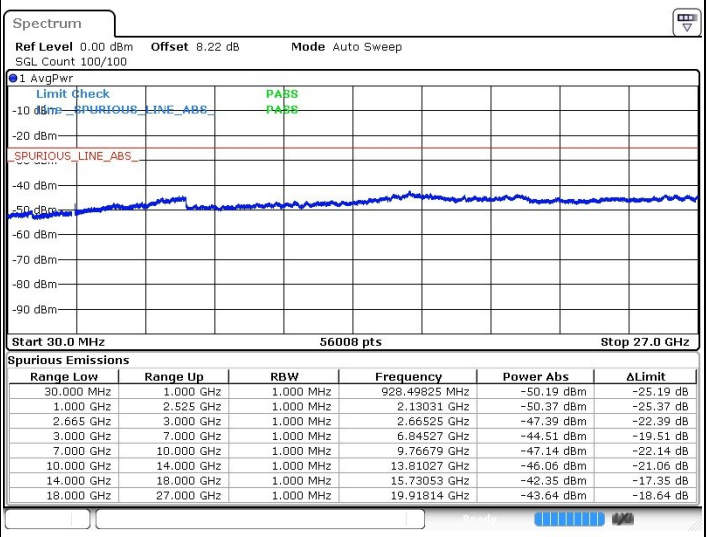

Spurious Emissions

Range Low	Range Up	RBW	Frequency	Power Abs	ΔLimit
30.000 MHz	1.000 GHz	1.000 MHz	928.49825 MHz	-50.19 dBm	-25.19 dB
1.000 GHz	2.525 GHz	1.000 MHz	2.13031 GHz	-50.37 dBm	-25.37 dB
2.665 GHz	3.000 GHz	1.000 MHz	2.66525 GHz	-47.39 dBm	-22.39 dB
3.000 GHz	7.000 GHz	1.000 MHz	6.84527 GHz	-44.51 dBm	-19.51 dB
7.000 GHz	10.000 GHz	1.000 MHz	9.76679 GHz	-47.14 dBm	-22.14 dB
10.000 GHz	14.000 GHz	1.000 MHz	13.81027 GHz	-46.06 dBm	-21.06 dB
14.000 GHz	18.000 GHz	1.000 MHz	15.73053 GHz	-42.35 dBm	-17.35 dB
18.000 GHz	27.000 GHz	1.000 MHz	19.91814 GHz	-43.64 dBm	-18.64 dB

Date: 29.JUL.2019 09:24:29

Highest Channel

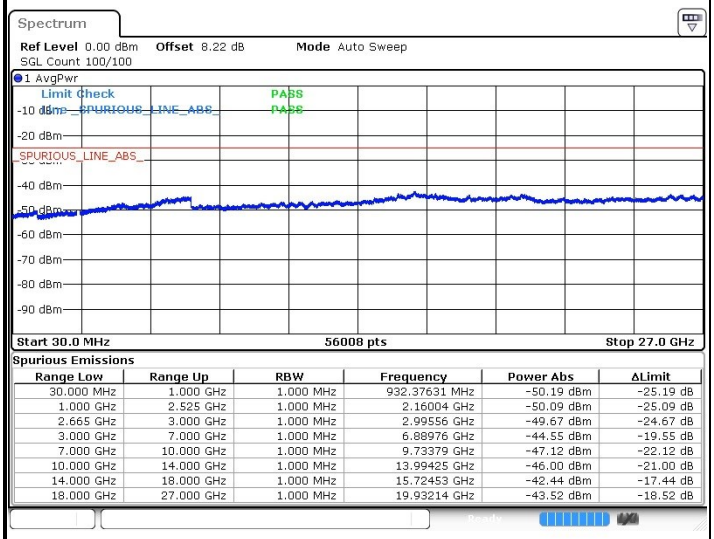

Spurious Emissions

Range Low	Range Up	RBW	Frequency	Power Abs	ΔLimit
30.000 MHz	1.000 GHz	1.000 MHz	932.37631 MHz	-50.19 dBm	-25.19 dB
1.000 GHz	2.525 GHz	1.000 MHz	2.16004 GHz	-50.09 dBm	-25.09 dB
2.665 GHz	3.000 GHz	1.000 MHz	2.99556 GHz	-49.67 dBm	-24.67 dB
3.000 GHz	7.000 GHz	1.000 MHz	6.88976 GHz	-44.55 dBm	-19.55 dB
7.000 GHz	10.000 GHz	1.000 MHz	9.73379 GHz	-47.12 dBm	-22.12 dB
10.000 GHz	14.000 GHz	1.000 MHz	13.99425 GHz	-46.00 dBm	-21.00 dB
14.000 GHz	18.000 GHz	1.000 MHz	15.72453 GHz	-42.44 dBm	-17.44 dB
18.000 GHz	27.000 GHz	1.000 MHz	19.93214 GHz	-43.52 dBm	-18.52 dB

Date: 29.JUL.2019 09:23:16

N/A

LTE Band 38 / 20MHz+20MHz

QPSK

Lowest Channel

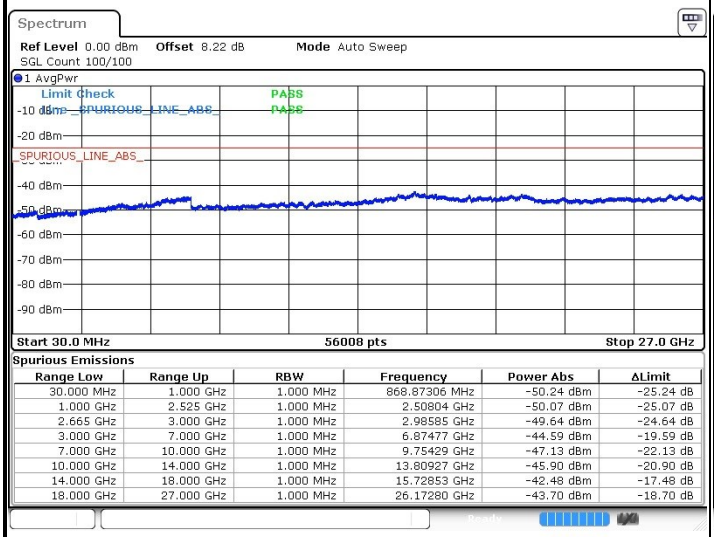

Spurious Emissions

Range Low	Range Up	RBW	Frequency	Power Abs	ΔLimit
30.000 MHz	1.000 GHz	1.000 MHz	868.87306 MHz	-50.24 dBm	-25.24 dB
1.000 GHz	2.525 GHz	1.000 MHz	2.50804 GHz	-50.07 dBm	-25.07 dB
2.665 GHz	3.000 GHz	1.000 MHz	2.98585 GHz	-49.64 dBm	-24.64 dB
3.000 GHz	7.000 GHz	1.000 MHz	6.87477 GHz	-44.59 dBm	-19.59 dB
7.000 GHz	10.000 GHz	1.000 MHz	9.75429 GHz	-47.13 dBm	-22.13 dB
10.000 GHz	14.000 GHz	1.000 MHz	13.80927 GHz	-45.90 dBm	-20.90 dB
14.000 GHz	18.000 GHz	1.000 MHz	15.72853 GHz	-42.48 dBm	-17.48 dB
18.000 GHz	27.000 GHz	1.000 MHz	26.17280 GHz	-43.70 dBm	-18.70 dB

Date: 29.JUL.2019 09:41:28

Middle Channel

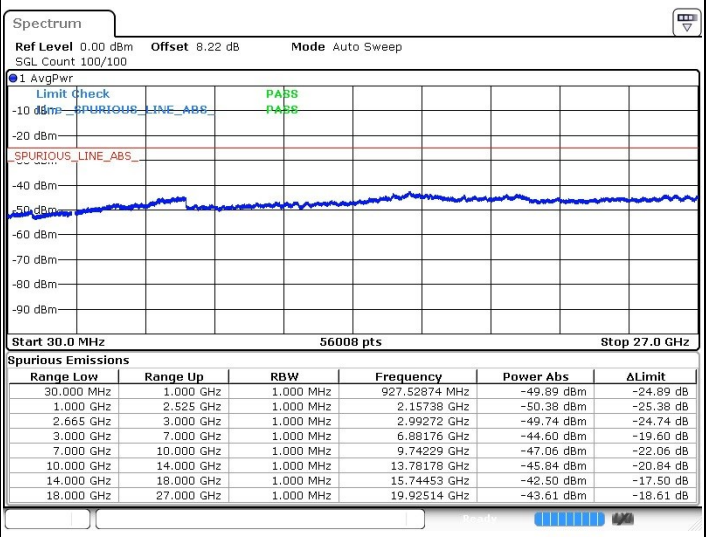

Spurious Emissions

Range Low	Range Up	RBW	Frequency	Power Abs	ΔLimit
30.000 MHz	1.000 GHz	1.000 MHz	927.52874 MHz	-49.89 dBm	-24.89 dB
1.000 GHz	2.525 GHz	1.000 MHz	2.15738 GHz	-50.38 dBm	-25.38 dB
2.665 GHz	3.000 GHz	1.000 MHz	2.99272 GHz	-49.74 dBm	-24.74 dB
3.000 GHz	7.000 GHz	1.000 MHz	6.88176 GHz	-44.60 dBm	-19.60 dB
7.000 GHz	10.000 GHz	1.000 MHz	9.74229 GHz	-47.06 dBm	-22.06 dB
10.000 GHz	14.000 GHz	1.000 MHz	13.78178 GHz	-45.84 dBm	-20.84 dB
14.000 GHz	18.000 GHz	1.000 MHz	15.74453 GHz	-42.50 dBm	-17.50 dB
18.000 GHz	27.000 GHz	1.000 MHz	19.92514 GHz	-43.61 dBm	-18.61 dB

Date: 29.JUL.2019 09:46:29

Highest Channel

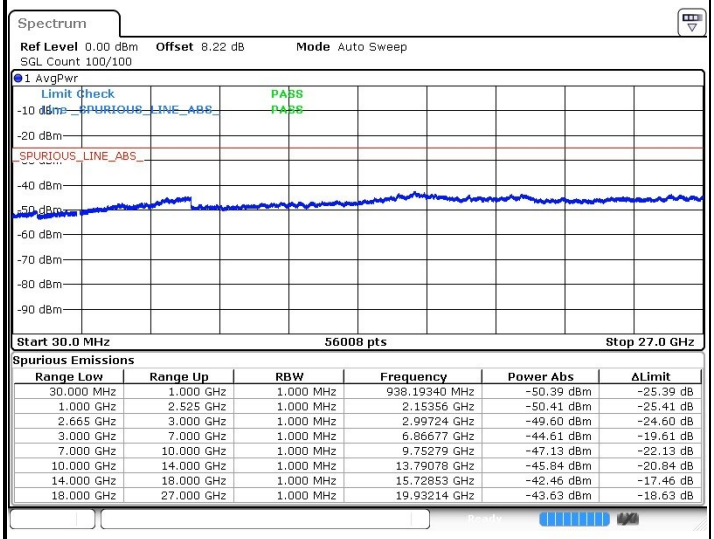

Spurious Emissions

Range Low	Range Up	RBW	Frequency	Power Abs	ΔLimit
30.000 MHz	1.000 GHz	1.000 MHz	938.19340 MHz	-50.39 dBm	-25.39 dB
1.000 GHz	2.525 GHz	1.000 MHz	2.15356 GHz	-50.41 dBm	-25.41 dB
2.665 GHz	3.000 GHz	1.000 MHz	2.99724 GHz	-49.60 dBm	-24.60 dB
3.000 GHz	7.000 GHz	1.000 MHz	6.86677 GHz	-44.61 dBm	-19.61 dB
7.000 GHz	10.000 GHz	1.000 MHz	9.75279 GHz	-47.13 dBm	-22.13 dB
10.000 GHz	14.000 GHz	1.000 MHz	13.79078 GHz	-45.84 dBm	-20.84 dB
14.000 GHz	18.000 GHz	1.000 MHz	15.72853 GHz	-42.46 dBm	-17.46 dB
18.000 GHz	27.000 GHz	1.000 MHz	19.93214 GHz	-43.63 dBm	-18.63 dB

Date: 29.JUL.2019 09:51:13

N/A

LTE Band 38 / 20MHz+20MHz

16QAM

Lowest Channel

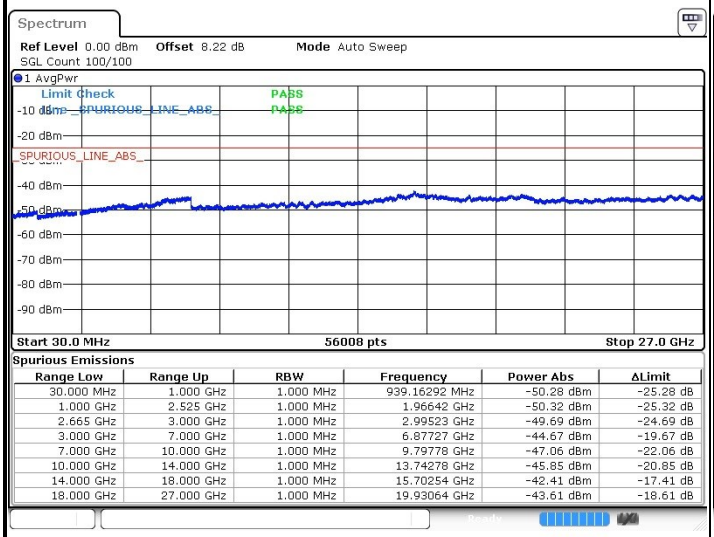

Spurious Emissions

Range Low	Range Up	RBW	Frequency	Power Abs	ΔLimit
30.000 MHz	1.000 GHz	1.000 MHz	939.16292 MHz	-50.28 dBm	-25.28 dB
1.000 GHz	2.525 GHz	1.000 MHz	1.96642 GHz	-50.32 dBm	-25.32 dB
2.665 GHz	3.000 GHz	1.000 MHz	2.99523 GHz	-49.69 dBm	-24.69 dB
3.000 GHz	7.000 GHz	1.000 MHz	6.87727 GHz	-44.67 dBm	-19.67 dB
7.000 GHz	10.000 GHz	1.000 MHz	9.79778 GHz	-47.06 dBm	-22.06 dB
10.000 GHz	14.000 GHz	1.000 MHz	13.74278 GHz	-45.85 dBm	-20.85 dB
14.000 GHz	18.000 GHz	1.000 MHz	15.70254 GHz	-42.41 dBm	-17.41 dB
18.000 GHz	27.000 GHz	1.000 MHz	19.93064 GHz	-43.61 dBm	-18.61 dB

Date: 29.JUL.2019 09:42:29

Middle Channel

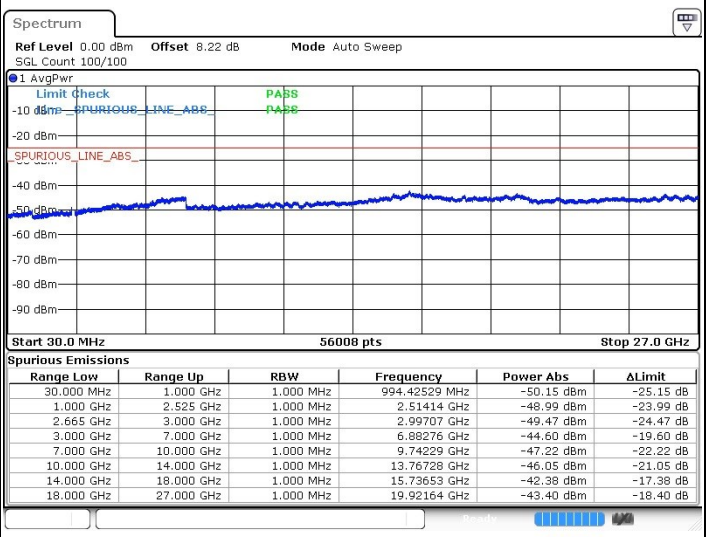

Spurious Emissions

Range Low	Range Up	RBW	Frequency	Power Abs	ΔLimit
30.000 MHz	1.000 GHz	1.000 MHz	994.42529 MHz	-50.15 dBm	-25.15 dB
1.000 GHz	2.525 GHz	1.000 MHz	2.51414 GHz	-48.99 dBm	-23.99 dB
2.665 GHz	3.000 GHz	1.000 MHz	2.99707 GHz	-49.47 dBm	-24.47 dB
3.000 GHz	7.000 GHz	1.000 MHz	6.88276 GHz	-44.60 dBm	-19.60 dB
7.000 GHz	10.000 GHz	1.000 MHz	9.74229 GHz	-47.22 dBm	-22.22 dB
10.000 GHz	14.000 GHz	1.000 MHz	13.76728 GHz	-46.05 dBm	-21.05 dB
14.000 GHz	18.000 GHz	1.000 MHz	15.73653 GHz	-42.38 dBm	-17.38 dB
18.000 GHz	27.000 GHz	1.000 MHz	19.92164 GHz	-43.40 dBm	-18.40 dB

Date: 29.JUL.2019 09:45:36

Highest Channel

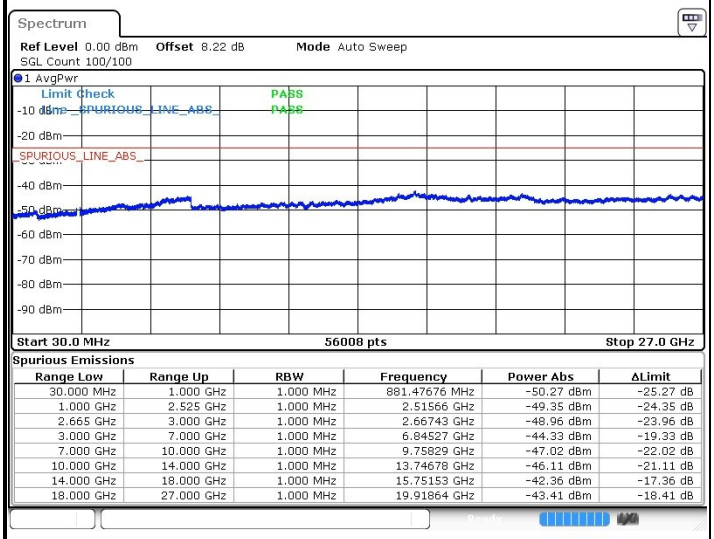

Spurious Emissions

Range Low	Range Up	RBW	Frequency	Power Abs	ΔLimit
30.000 MHz	1.000 GHz	1.000 MHz	881.47676 MHz	-50.27 dBm	-25.27 dB
1.000 GHz	2.525 GHz	1.000 MHz	2.51566 GHz	-49.35 dBm	-24.35 dB
2.665 GHz	3.000 GHz	1.000 MHz	2.66743 GHz	-48.96 dBm	-23.96 dB
3.000 GHz	7.000 GHz	1.000 MHz	6.84527 GHz	-44.33 dBm	-19.33 dB
7.000 GHz	10.000 GHz	1.000 MHz	9.75829 GHz	-47.02 dBm	-22.02 dB
10.000 GHz	14.000 GHz	1.000 MHz	13.74678 GHz	-46.11 dBm	-21.11 dB
14.000 GHz	18.000 GHz	1.000 MHz	15.75153 GHz	-42.36 dBm	-17.36 dB
18.000 GHz	27.000 GHz	1.000 MHz	19.91864 GHz	-43.41 dBm	-18.41 dB

Date: 29.JUL.2019 09:52:23

N/A

LTE Band 38 / 20MHz+20MHz

64QAM

Lowest Channel

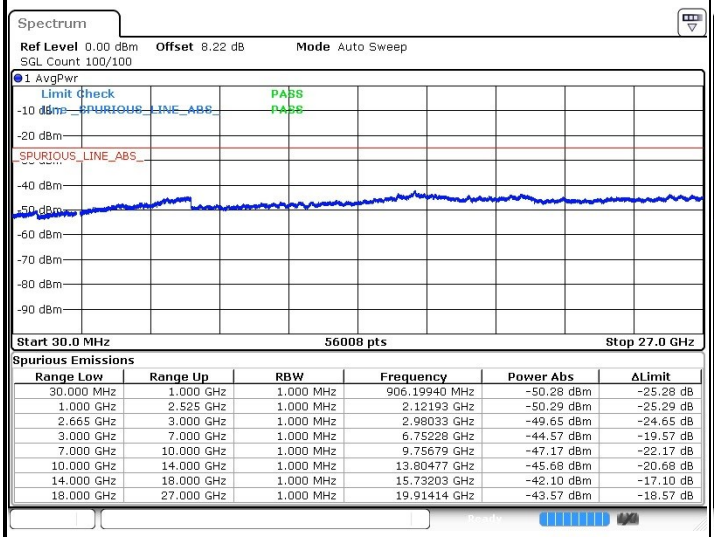

Spurious Emissions

Range Low	Range Up	RBW	Frequency	Power Abs	ΔLimit
30.000 MHz	1.000 GHz	1.000 MHz	906.19940 MHz	-50.28 dBm	-25.28 dB
1.000 GHz	2.525 GHz	1.000 MHz	2.12193 GHz	-50.29 dBm	-25.29 dB
2.665 GHz	3.000 GHz	1.000 MHz	2.98033 GHz	-49.65 dBm	-24.65 dB
3.000 GHz	7.000 GHz	1.000 MHz	6.75228 GHz	-44.57 dBm	-19.57 dB
7.000 GHz	10.000 GHz	1.000 MHz	9.75679 GHz	-47.17 dBm	-22.17 dB
10.000 GHz	14.000 GHz	1.000 MHz	13.80477 GHz	-45.68 dBm	-20.68 dB
14.000 GHz	18.000 GHz	1.000 MHz	15.73203 GHz	-42.10 dBm	-17.10 dB
18.000 GHz	27.000 GHz	1.000 MHz	19.91414 GHz	-43.57 dBm	-18.57 dB

Date: 29.JUL.2019 09:43:31

Middle Channel

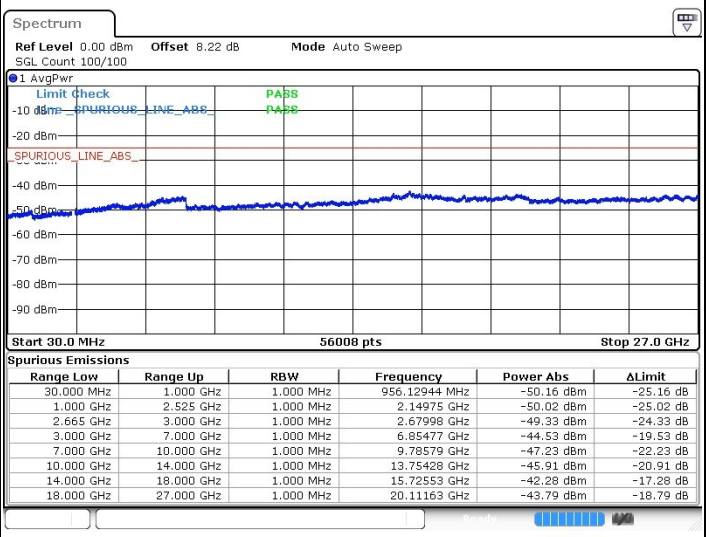

Spurious Emissions

Range Low	Range Up	RBW	Frequency	Power Abs	ΔLimit
30.000 MHz	1.000 GHz	1.000 MHz	956.12944 MHz	-50.16 dBm	-25.16 dB
1.000 GHz	2.525 GHz	1.000 MHz	2.14975 GHz	-50.02 dBm	-25.02 dB
2.665 GHz	3.000 GHz	1.000 MHz	2.67998 GHz	-49.33 dBm	-24.33 dB
3.000 GHz	7.000 GHz	1.000 MHz	6.85477 GHz	-44.53 dBm	-19.53 dB
7.000 GHz	10.000 GHz	1.000 MHz	9.78579 GHz	-47.23 dBm	-22.23 dB
10.000 GHz	14.000 GHz	1.000 MHz	13.75428 GHz	-45.91 dBm	-20.91 dB
14.000 GHz	18.000 GHz	1.000 MHz	15.72553 GHz	-42.28 dBm	-17.28 dB
18.000 GHz	27.000 GHz	1.000 MHz	20.11163 GHz	-43.79 dBm	-18.79 dB

Date: 29.JUL.2019 09:44:46

Highest Channel

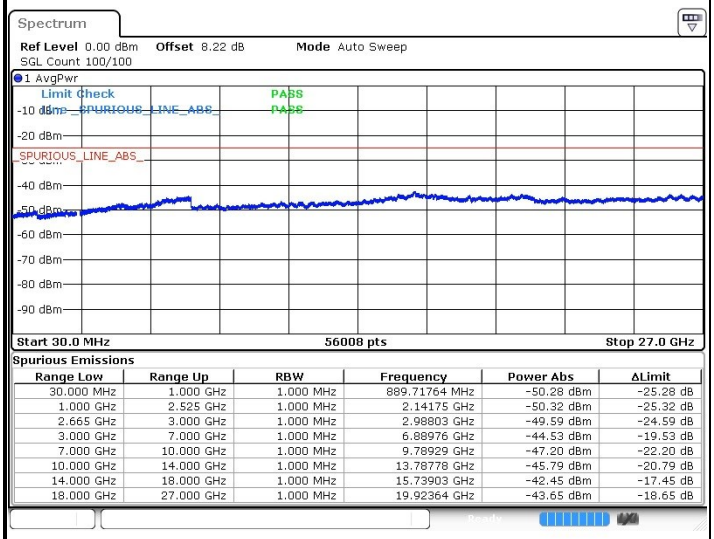

Spurious Emissions

Range Low	Range Up	RBW	Frequency	Power Abs	ΔLimit
30.000 MHz	1.000 GHz	1.000 MHz	889.71764 MHz	-50.28 dBm	-25.28 dB
1.000 GHz	2.525 GHz	1.000 MHz	2.14175 GHz	-50.32 dBm	-25.32 dB
2.665 GHz	3.000 GHz	1.000 MHz	2.98803 GHz	-49.59 dBm	-24.59 dB
3.000 GHz	7.000 GHz	1.000 MHz	6.88976 GHz	-44.53 dBm	-19.53 dB
7.000 GHz	10.000 GHz	1.000 MHz	9.78929 GHz	-47.20 dBm	-22.20 dB
10.000 GHz	14.000 GHz	1.000 MHz	13.78778 GHz	-45.79 dBm	-20.79 dB
14.000 GHz	18.000 GHz	1.000 MHz	15.73903 GHz	-42.45 dBm	-17.45 dB
18.000 GHz	27.000 GHz	1.000 MHz	19.92364 GHz	-43.65 dBm	-18.65 dB

Date: 29.JUL.2019 09:53:27

N/A

Frequency Stability

Test Conditions		LTE Band 2 (QPSK) / Middle Channel	Limit
Temperature (°C)	Voltage (Volt)	BW 10MHz	Note 2.
		Deviation (ppm)	Result
50	Normal Voltage	0.0003	PASS
40	Normal Voltage	0.0018	
30	Normal Voltage	0.0048	
20(Ref.)	Normal Voltage	0.0000	
10	Normal Voltage	0.0024	
0	Normal Voltage	0.0034	
-10	Normal Voltage	0.0052	
-20	Normal Voltage	0.0019	
-30	Normal Voltage	0.0010	
20	Maximum Voltage	0.0037	
20	Normal Voltage	0.0000	
20	Battery End Point	0.0012	

Note:

1. Normal Voltage =3.85 V.；Battery End Point (BEP) =3.5 V.；Maximum Voltage =4.4 V.
2. Note: The frequency fundamental emissions stay within the authorized frequency block.

Test Conditions		LTE Band 4 (QPSK) / Middle Channel	Limit
Temperature (°C)	Voltage (Volt)	BW 10MHz	Note 2.
		Deviation (ppm)	Result
50	Normal Voltage	0.0001	PASS
40	Normal Voltage	0.0012	
30	Normal Voltage	0.0024	
20(Ref.)	Normal Voltage	0.0000	
10	Normal Voltage	0.0016	
0	Normal Voltage	0.0019	
-10	Normal Voltage	0.0025	
-20	Normal Voltage	0.0023	
-30	Normal Voltage	0.0010	
20	Maximum Voltage	0.0026	
20	Normal Voltage	0.0000	
20	Battery End Point	0.0012	

Note:

1. Normal Voltage =3.85 V.；Battery End Point (BEP) =3.5 V.；Maximum Voltage =4.4 V.
2. Note: The frequency fundamental emissions stay within the authorized frequency block.

Test Conditions		LTE Band 5 (QPSK) / Middle Channel	Limit
Temperature (°C)	Voltage (Volt)	BW 10MHz	2.5ppm
		Deviation (ppm)	Result
50	Normal Voltage	0.0003	PASS
40	Normal Voltage	0.0021	
30	Normal Voltage	0.0048	
20(Ref.)	Normal Voltage	0.0000	
10	Normal Voltage	0.0056	
0	Normal Voltage	0.0059	
-10	Normal Voltage	0.0052	
-20	Normal Voltage	0.0022	
-30	Normal Voltage	0.0010	
20	Maximum Voltage	0.0057	
20	Normal Voltage	0.0000	
20	Battery End Point	0.0012	

Note: Normal Voltage =3.85 V.；Battery End Point (BEP) =3.5 V.；Maximum Voltage =4.4 V.

Test Conditions		LTE Band 7 (QPSK) / Middle Channel	Limit
Temperature (°C)	Voltage (Volt)	BW 10MHz	Note 2.
		Deviation (ppm)	Result
50	Normal Voltage	0.0026	PASS
40	Normal Voltage	0.0028	
30	Normal Voltage	0.0010	
20(Ref.)	Normal Voltage	0.0000	
10	Normal Voltage	0.0019	
0	Normal Voltage	0.0032	
-10	Normal Voltage	0.0002	
-20	Normal Voltage	0.0005	
-30	Normal Voltage	0.0018	
20	Maximum Voltage	0.0006	
20	Normal Voltage	0.0000	
20	Battery End Point	0.0028	

Note:

1. Normal Voltage =3.85 V.；Battery End Point (BEP) =3.5 V.；Maximum Voltage =4.4 V.
2. Note: The frequency fundamental emissions stay within the authorized frequency block.

Test Conditions		LTE Band 38 (QPSK) / Middle Channel	Limit
Temperature (°C)	Voltage (Volt)	BW 10MHz	Note 2.
		Deviation (ppm)	Result
50	Normal Voltage	0.0023	PASS
40	Normal Voltage	0.0009	
30	Normal Voltage	0.0028	
20(Ref.)	Normal Voltage	0.0000	
10	Normal Voltage	0.0003	
0	Normal Voltage	0.0020	
-10	Normal Voltage	0.0017	
-20	Normal Voltage	0.0002	
-30	Normal Voltage	0.0001	
20	Maximum Voltage	0.0010	
20	Normal Voltage	0.0000	
20	Battery End Point	0.0021	

Note:

1. Normal Voltage =3.85 V.；Battery End Point (BEP) =3.5 V.；Maximum Voltage =4.4 V.
2. Note: The frequency fundamental emissions stay within the authorized frequency block.

Appendix B. Test Results of Radiated Test

Radiated Spurious Emission

LTE Band 2 / 20MHz / QPSK								
Channel	Frequency (MHz)	EIRP (dBm)	Limit (dBm)	Over Limit (dB)	S.G. Power (dBm)	TX Cable loss (dB)	TX Antenna Gain (dBi)	Polarization (H/V)
Middle	3742	-56.81	-13	-43.81	-69.07	2.641	14.90	H
	5613	-49.25	-13	-36.25	-61.11	2.94	14.80	H
	7488	-49.43	-13	-36.43	-59.20	3.39	13.16	H
	3741	-56.70	-13	-43.70	-68.96	2.64	14.90	V
	5613	-53.42	-13	-40.42	-65.28	2.94	14.80	V
	7488	-49.41	-13	-36.41	-59.18	3.39	13.16	V

Remark: Spurious emissions within 30-1000MHz were found more than 20dB below limit line.

LTE Band 4 / 20MHz / QPSK								
Channel	Frequency (MHz)	EIRP (dBm)	Limit (dBm)	Over Limit (dB)	S.G. Power (dBm)	TX Cable loss (dB)	TX Antenna Gain (dBi)	Polarization (H/V)
Middle	3447	-53.36	-13	-40.36	-64.10	2.604	13.34	H
	5172	-50.07	-13	-37.07	-60.58	3.011	13.52	H
	6894	-51.69	-13	-38.69	-61.89	3.271	13.47	H
	3447	-52.99	-13	-39.99	-63.73	2.604	13.34	V
	5170	-49.76	-13	-36.76	-60.27	3.011	13.52	V
	6894	-48.84	-13	-35.84	-59.04	3.271	13.47	V

Remark: Spurious emissions within 30-1000MHz were found more than 20dB below limit line.

LTE Band 5 / 10MHz / QPSK								
Channel	Frequency (MHz)	ERP (dBm)	Limit (dBm)	Over Limit (dB)	S.G. Power (dBm)	TX Cable loss (dB)	TX Antenna Gain (dBi)	Polarization (H/V)
Middle	1664	-59.70	-13	-46.70	-66.67	1.58	10.70	H
	2496	-53.00	-13	-40.00	-61.25	2.102	12.50	H
	3330	-63.82	-13	-50.82	-72.71	2.856	13.90	H
	1664	-56.40	-13	-43.40	-63.37	1.58	10.70	V
	2496	-56.38	-13	-43.38	-64.63	2.10	12.50	V
	3330	-63.48	-13	-50.48	-72.37	2.86	13.90	V

Remark: Spurious emissions within 30-1000MHz were found more than 20dB below limit line.

LTE Band 7 / 20MHz / QPSK								
Channel	Frequency (MHz)	EIRP (dBm)	Limit (dBm)	Over Limit (dB)	S.G. Power (dBm)	TX Cable loss (dB)	TX Antenna Gain (dBi)	Polarization (H/V)
Middle	5052	-60.67	-25	-35.67	-70.88	3.03	13.24	H
	7580	-52.65	-25	-27.65	-62.10	3.56	13.01	H
	10100	-53.95	-25	-28.95	-63.47	3.92	13.44	H
	5052	-62.32	-25	-37.32	-72.53	3.03	13.24	V
	7580	-53.89	-25	-28.89	-63.34	3.56	13.01	V
	10100	-54.65	-25	-29.65	-64.17	3.92	13.44	V

Remark: Spurious emissions within 30-1000MHz were found more than 20dB below limit line.

LTE Band 38 / 20MHz / 16QAM								
Channel	Frequency (MHz)	EIRP (dBm)	Limit (dBm)	Over Limit (dB)	S.G. Power (dBm)	TX Cable loss (dB)	TX Antenna Gain (dBi)	Polarization (H/V)
Middle	5172	-58.33	-25	-33.33	-68.54	3.03	13.24	H
	7760	-49.30	-25	-24.30	-58.75	3.56	13.01	H
	10344	-55.58	-25	-30.58	-65.10	3.92	13.44	H
	12930	-52.49	-25	-27.49	-62.41	4.44	14.36	H
	5172	-61.29	-25	-36.29	-71.50	3.03	13.24	V
	7756	-54.96	-25	-29.96	-64.41	3.56	13.01	V
	10344	-50.30	-25	-25.30	-59.82	3.92	13.44	V
	12930	-55.18	-25	-30.18	-65.10	4.44	14.36	V

Remark: Spurious emissions within 30-1000MHz were found more than 20dB below limit line.

For CA:

LTE Band 7C_CA / 20M+20M / 16QAM								
Channel	Frequency (MHz)	EIRP (dBm)	Limit (dBm)	Over Limit (dB)	S.G. Power (dBm)	TX Cable loss (dB)	TX Antenna Gain (dBi)	Polarization (H/V)
Middle	5032	-63.42	-25	-38.42	-73.63	3.03	13.24	H
	7548	-57.12	-25	-32.12	-66.57	3.56	13.01	H
	10060	-56.60	-25	-31.60	-66.12	3.92	13.44	H
	5032	-65.57	-25	-40.57	-75.78	3.03	13.24	V
	7548	-57.95	-25	-32.95	-67.40	3.56	13.01	V
	10060	-58.44	-25	-33.44	-67.96	3.92	13.44	V

Remark: Spurious emissions within 30-1000MHz were found more than 20dB below limit line.

LTE Band 38C_CA / 20M+20M / QPSK								
Channel	Frequency (MHz)	EIRP (dBm)	Limit (dBm)	Over Limit (dB)	S.G. Power (dBm)	TX Cable loss (dB)	TX Antenna Gain (dBi)	Polarization (H/V)
Middle	5152	-65.11	-25	-40.11	-75.32	3.03	13.24	H
	7728	-60.33	-25	-35.33	-69.78	3.56	13.01	H
	10300	-57.55	-25	-32.55	-67.07	3.92	13.44	H
	5152	-65.53	-25	-40.53	-75.74	3.03	13.24	V
	7728	-58.93	-25	-33.93	-68.38	3.56	13.01	V
	10300	-57.59	-25	-32.59	-67.11	3.92	13.44	V

Remark: Spurious emissions within 30-1000MHz were found more than 20dB below limit line.