Add: No.51 Xueyuan Road, Haidian District, Beijing, 100191, China
Tel: +86-10-62304633-2512 Fax: +86-10-62304633-2504
E-mail: cttl@chinattl.com Http://www.chinattl.cn

Glossary:

TSL	tissue simulating liquid
NORMx,y,z	sensitivity in free space
ConvF	sensitivity in TSL / NORMx,y,z
DCP	diode compression point
CF	crest factor (1/duty_cycle) of the RF signal
A,B,C,D	modulation dependent linearization parameters
Polarization Φ	Φ rotation around probe axis
Polarization θ	θ rotation around an axis that is in the plane normal to probe axis (at measurement center), i θ=0 is normal to probe axis
Connector Angle	information used in DASY system to align probe sensor X to the robot coordinate system

Calibration is Performed According to the Following Standards:

a) IEEE Std 1528-2013, "IEEE Recommended Practice for Determining the Peak Spatial-Averaged Specific Absorption Rate (SAR) in the Human Head from Wireless Communications Devices: Measurement Techniques", June 2013

b) IEC 62209-1, "Measurement procedure for the assessment of Specific Absorption Rate (SAR) from hand-held and body-mounted devices used next to the ear (frequency range of 300 MHz to 6 GHz)", July 2016

c) IEC 62209-2, "Procedure to determine the Specific Absorption Rate (SAR) for wireless communication devices used in close proximity to the human body (frequency range of 30 MHz to 6 GHz)", March 2010

d) KDB 865664, "SAR Measurement Requirements for 100 MHz to 6 GHz"

Methods Applied and Interpretation of Parameters:

- *NORMx,y,z:* Assessed for E-field polarization θ=0 (f≤900MHz in TEM-cell; f>1800MHz: waveguide). NORMx,y,z are only intermediate values, i.e., the uncertainties of NORMx,y,z does not effect the E^2-field uncertainty inside TSL (see below ConvF).
- *NORM(f)x,y,z = NORMx,y,z* frequency_response* (see Frequency Response Chart). This linearization is implemented in DASY4 software versions later than 4.2. The uncertainty of the frequency response is included in the stated uncertainty of ConvF.
- *DCPx,y,z:* DCP are numerical linearization parameters assessed based on the data of power sweep (no uncertainty required). DCP does not depend on frequency nor media.
- PAR: PAR is the Peak to Average Ratio that is not calibrated but determined based on the signal characteristics.
- *Ax,y,z; Bx,y,z; Cx,y,z;VRx,y,z:*A,B,C are numerical linearization parameters assessed based on the data of power sweep for specific modulation signal. The parameters do not depend on frequency nor media. VR is the maximum calibration range expressed in RMS voltage across the diode.
- *ConvF and Boundary Effect Parameters:* Assessed in flat phantom using E-field (or Temperature Transfer Standard for f≤800MHz) and inside waveguide using analytical field distributions based on power measurements for f >800MHz. The same setups are used for assessment of the parameters applied for boundary compensation (alpha, depth) of which typical uncertainty valued are given. These parameters are used in DASY4 software to improve probe accuracy close to the boundary. The sensitivity in TSL corresponds to NORMx,y,z* ConvF whereby the uncertainty corresponds to that given for ConvF. A frequency dependent ConvF is used in DASY version 4.4 and higher which allows extending the validity from±50MHz to±100MHz.
- *Spherical isotropy (3D deviation from isotropy):* in a field of low gradients realized using a flat phantom exposed by a patch antenna.
- *Sensor Offset:* The sensor offset corresponds to the offset of virtual measurement center from the probe tip (on probe axis). No tolerance required.
- *Connector Angle:* The angle is assessed using the information gained by determining the *NORMx* (no uncertainty required).

In Collaboration with
s p e a g
CALIBRATION LABORATORY
Add: No.51 Xueyuan Road, Haidian District, Beijing, 100191, China
Tel: +86-10-62304633-2512 Fax: +86-10-62304633-2504
E-mail: cttl@chinattl.com Http://www.chinattl.cn

DASY/EASY – Parameters of Probe: EX3DV4 – SN:3748

Basic Calibration Parameters

	Sensor X	Sensor Y	Sensor Z	Unc (*k*=2)
Norm(μV/(V/m)²)[A]	0.40	0.51	0.44	±10.0%
DCP(mV)[B]	103.3	101.2	101.9	

Modulation Calibration Parameters

UID	Communication System Name		A dB	B dB√μV	C	D dB	VR mV	Unc[E] (*k*=2)
0	CW	X	0.0	0.0	1.0	0.00	156.9	±2.1%
		Y	0.0	0.0	1.0		181.6	
		Z	0.0	0.0	1.0		161.7	

The reported uncertainty of measurement is stated as the standard uncertainty of Measurement multiplied by the coverage factor *k*=2, which for a normal distribution Corresponds to a coverage probability of approximately 95%.

[A] The uncertainties of Norm X, Y, Z do not affect the E^2-field uncertainty inside TSL (see Page 4).
[B] Numerical linearization parameter: uncertainty not required.
[E] Uncertainly is determined using the max. deviation from linear response applying rectangular distribution and is expressed for the square of the field value.

In Collaboration with
s p e a g
CALIBRATION LABORATORY

Add: No.51 Xueyuan Road, Haidian District, Beijing, 100191, China
Tel: +86-10-62304633-2512 Fax: +86-10-62304633-2504
E-mail: cttl@chinattl.com Http://www.chinattl.cn

DASY/EASY – Parameters of Probe: EX3DV4 – SN:3748

Calibration Parameter Determined in Head Tissue Simulating Media

f [MHz][C]	Relative Permittivity [F]	Conductivity (S/m) [F]	ConvF X	ConvF Y	ConvF Z	Alpha[G]	Depth[G] (mm)	Unct. (*k*=2)
750	41.9	0.89	9.15	9.15	9.15	0.40	0.80	±12.1%
835	41.5	0.90	8.80	8.80	8.80	0.20	1.20	±12.1%
1750	40.1	1.37	7.68	7.68	7.68	0.25	1.00	±12.1%
1900	40.0	1.40	7.35	7.35	7.35	0.25	1.08	±12.1%
2100	39.8	1.49	7.33	7.33	7.33	0.23	1.17	±12.1%
2300	39.5	1.67	7.19	7.19	7.19	0.58	0.70	±12.1%
2450	39.2	1.80	7.00	7.00	7.00	0.60	0.71	±12.1%
2600	39.0	1.96	6.79	6.79	6.79	0.66	0.68	±12.1%
3500	37.9	2.91	6.14	6.14	6.14	0.47	0.97	±13.3%
3700	37.7	3.12	5.95	5.95	5.95	0.46	0.96	±13.3%
3900	37.5	3.32	6.06	6.06	6.06	0.40	1.15	±13.3%
4100	37.2	3.53	5.94	5.94	5.94	0.40	1.20	±13.3%
4200	37.1	3.63	5.85	5.85	5.85	0.40	1.25	±13.3%
4400	36.9	3.84	5.76	5.76	5.76	0.40	1.23	±13.3%
4600	36.7	4.04	5.66	5.66	5.66	0.40	1.35	±13.3%
4800	36.4	4.25	5.60	5.60	5.60	0.40	1.45	±13.3%
4950	36.3	4.40	5.32	5.32	5.32	0.40	1.45	±13.3%
5250	35.9	4.71	5.05	5.05	5.05	0.40	1.50	±13.3%
5600	35.5	5.07	4.64	4.64	4.64	0.45	1.45	±13.3%
5750	35.4	5.22	4.70	4.70	4.70	0.45	1.50	±13.3%

[C] Frequency validity above 300 MHz of ±100MHz only applies for DASY v4.4 and higher (Page 2), else it is restricted to ±50MHz. The uncertainty is the RSS of ConvF uncertainty at calibration frequency and the uncertainty for the indicated frequency band. Frequency validity below 300 MHz is ± 10, 25, 40, 50 and 70 MHz for ConvF assessments at 30, 64, 128, 150 and 220 MHz respectively. Above 5 GHz frequency validity can be extended to ± 110 MHz.

[F] At frequency below 3 GHz, the validity of tissue parameters (ε and σ) can be relaxed to ±10% if liquid compensation formula is applied to measured SAR values. At frequencies above 3 GHz, the validity of tissue parameters (ε and σ) is restricted to ±5%. The uncertainty is the RSS of the ConvF uncertainty for indicated target tissue parameters.

[G] Alpha/Depth are determined during calibration. SPEAG warrants that the remaining deviation due to the boundary effect after compensation is always less than ± 1% for frequencies below 3 GHz and below ± 2% for the frequencies between 3-6 GHz at any distance larger than half the probe tip diameter from the boundary.

In Collaboration with
speag
CALIBRATION LABORATORY
Add: No.51 Xueyuan Road, Haidian District, Beijing, 100191, China
Tel: +86-10-62304633-2512 Fax: +86-10-62304633-2504
E-mail: cttl@chinattl.com Http://www.chinattl.cn

Frequency Response of E-Field
(TEM-Cell: ifi110 EXX, Waveguide: R22)

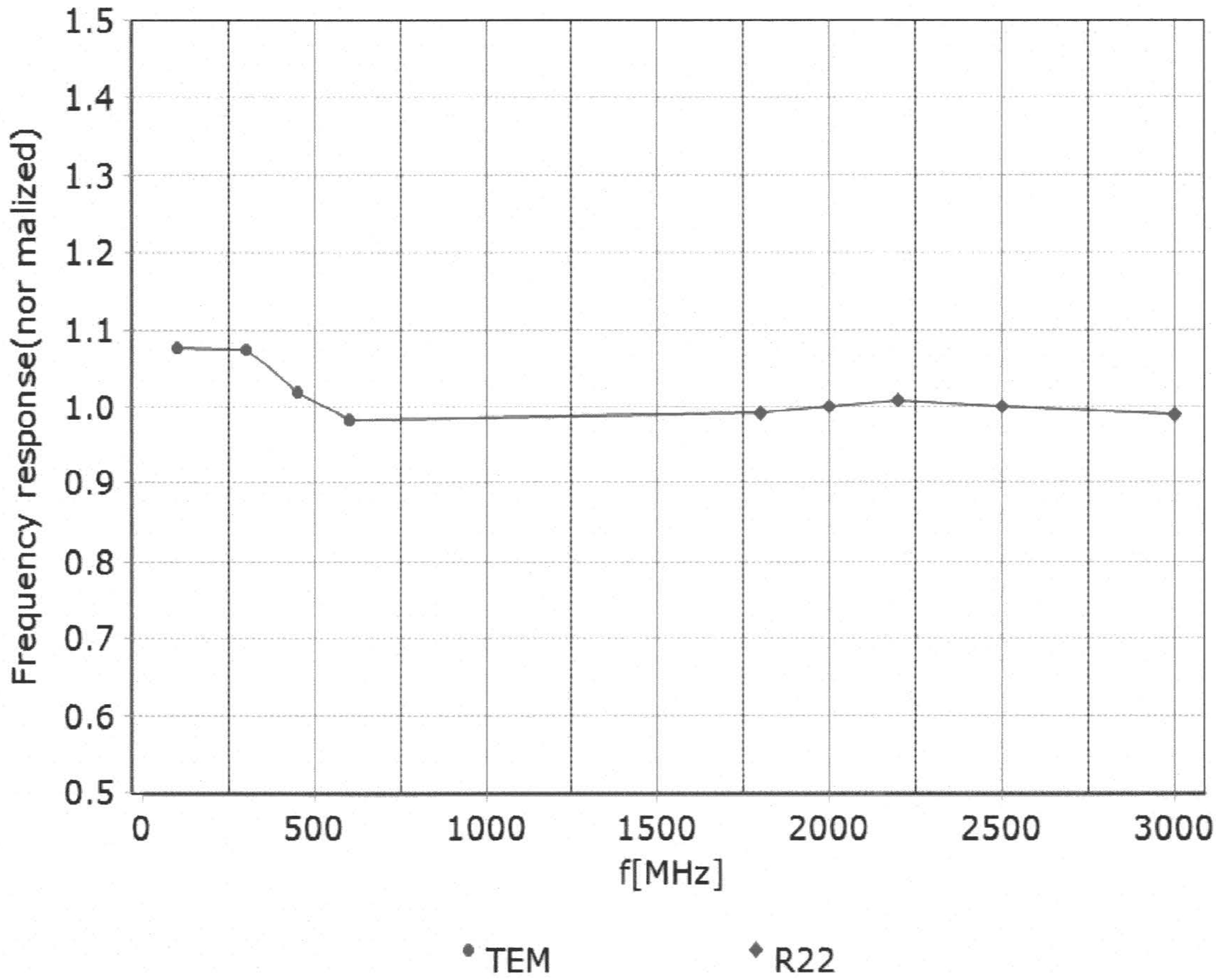

Uncertainty of Frequency Response of E-field: ±7.4% (*k*=2)

In Collaboration with
speag
CALIBRATION LABORATORY
Add: No.51 Xueyuan Road, Haidian District, Beijing, 100191, China
Tel: +86-10-62304633-2512 Fax: +86-10-62304633-2504
E-mail: cttl@chinattl.com Http://www.chinattl.cn

Receiving Pattern (Φ), θ=0°

f=600 MHz, TEM

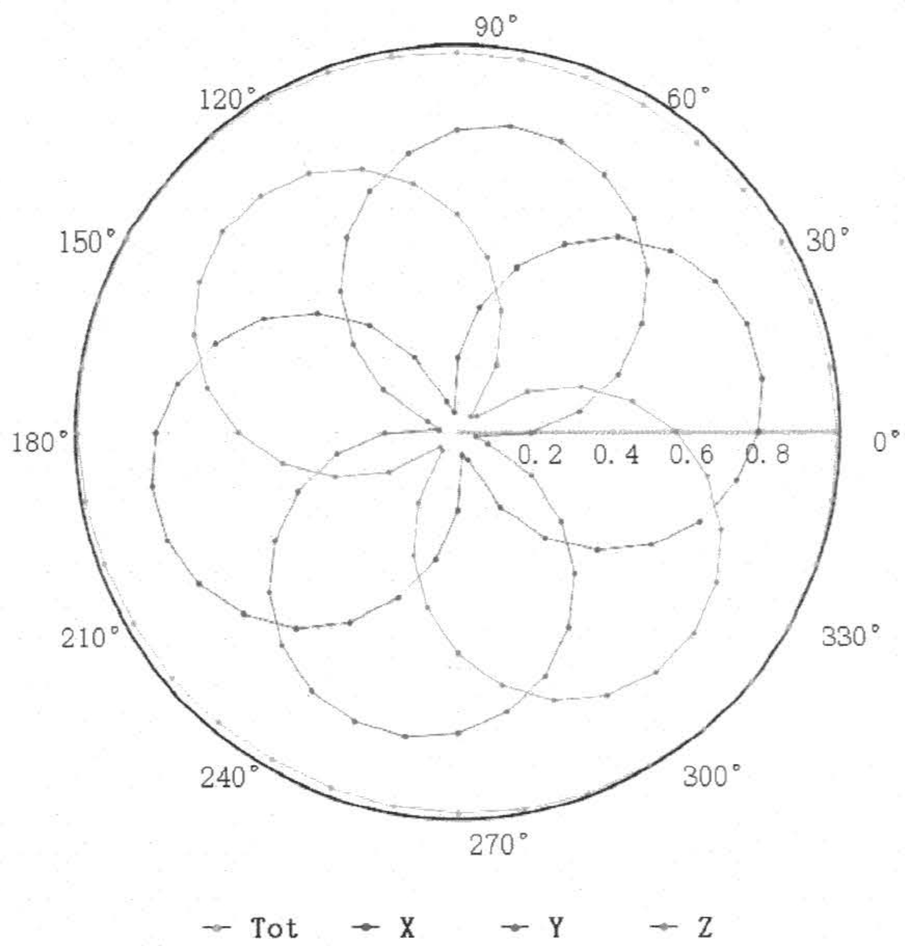

f=1800 MHz, R22

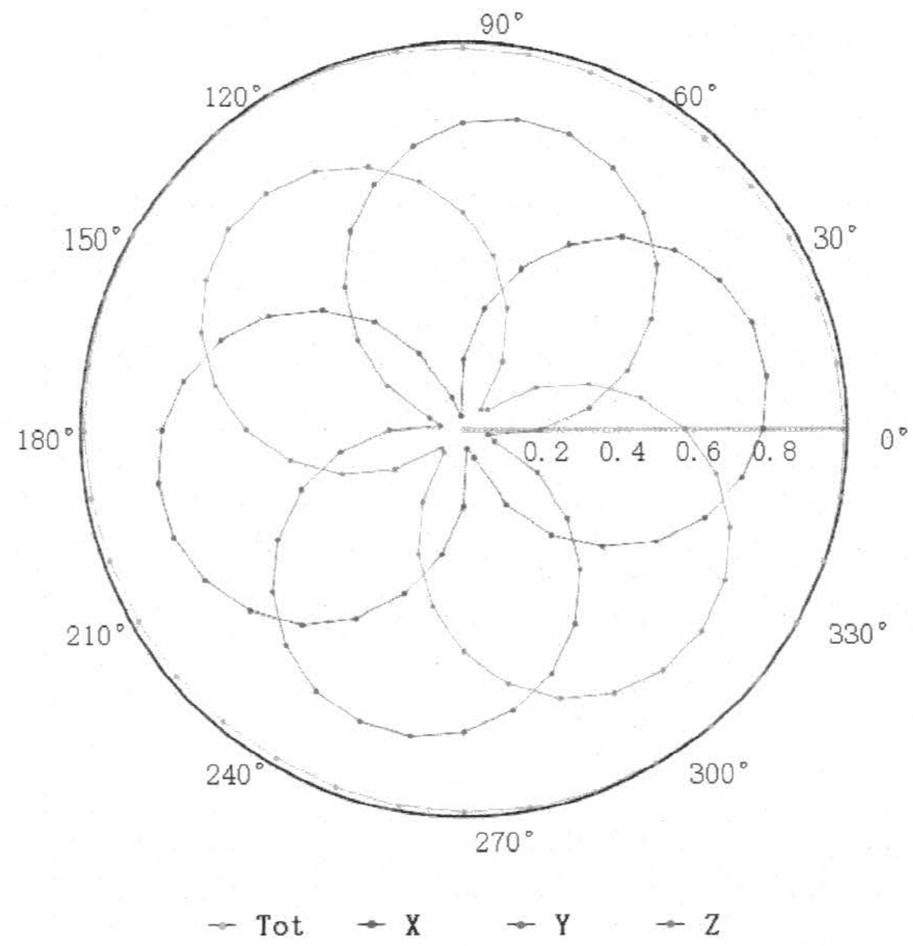

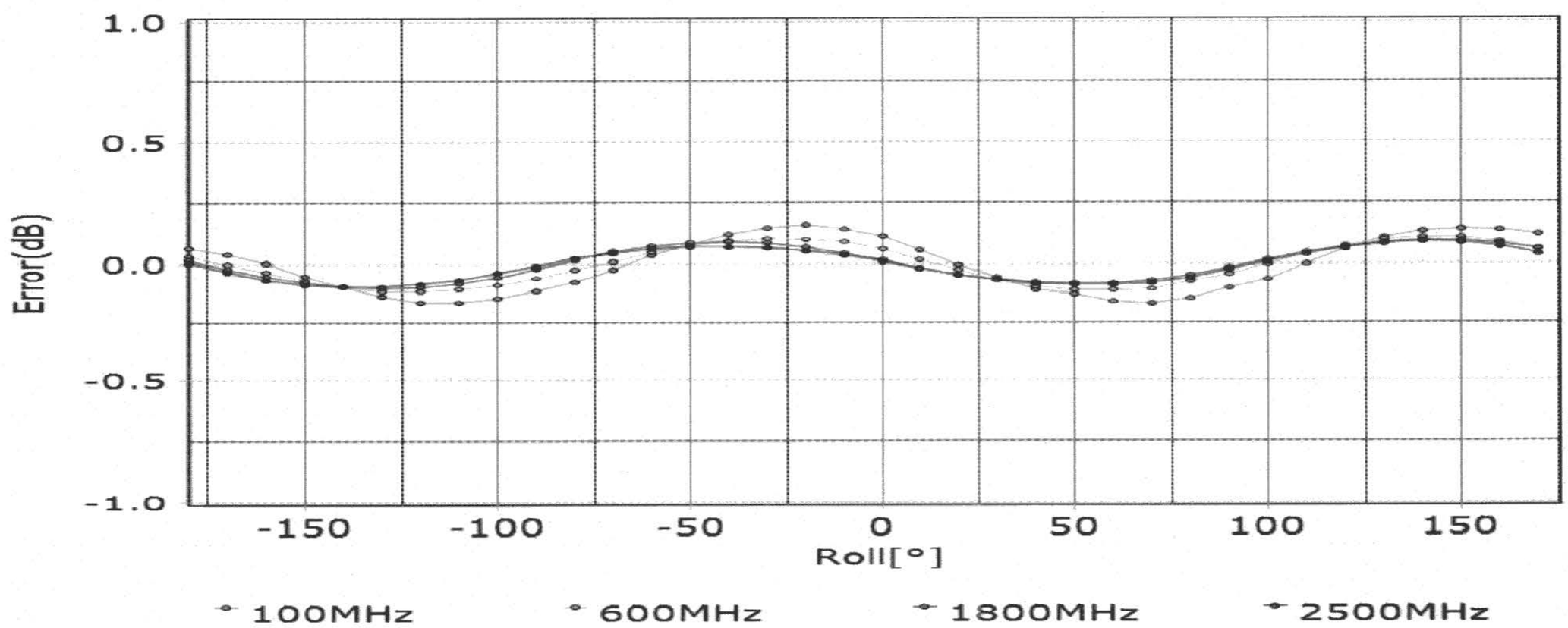

Uncertainty of Axial Isotropy Assessment: ±1.2% (*k*=2)

In Collaboration with
s p e a g
CALIBRATION LABORATORY

Add: No.51 Xueyuan Road, Haidian District, Beijing, 100191, China
Tel: +86-10-62304633-2512 Fax: +86-10-62304633-2504
E-mail: cttl@chinattl.com Http://www.chinattl.cn

Dynamic Range f(SAR_{head})
(TEM cell, f = 900 MHz)

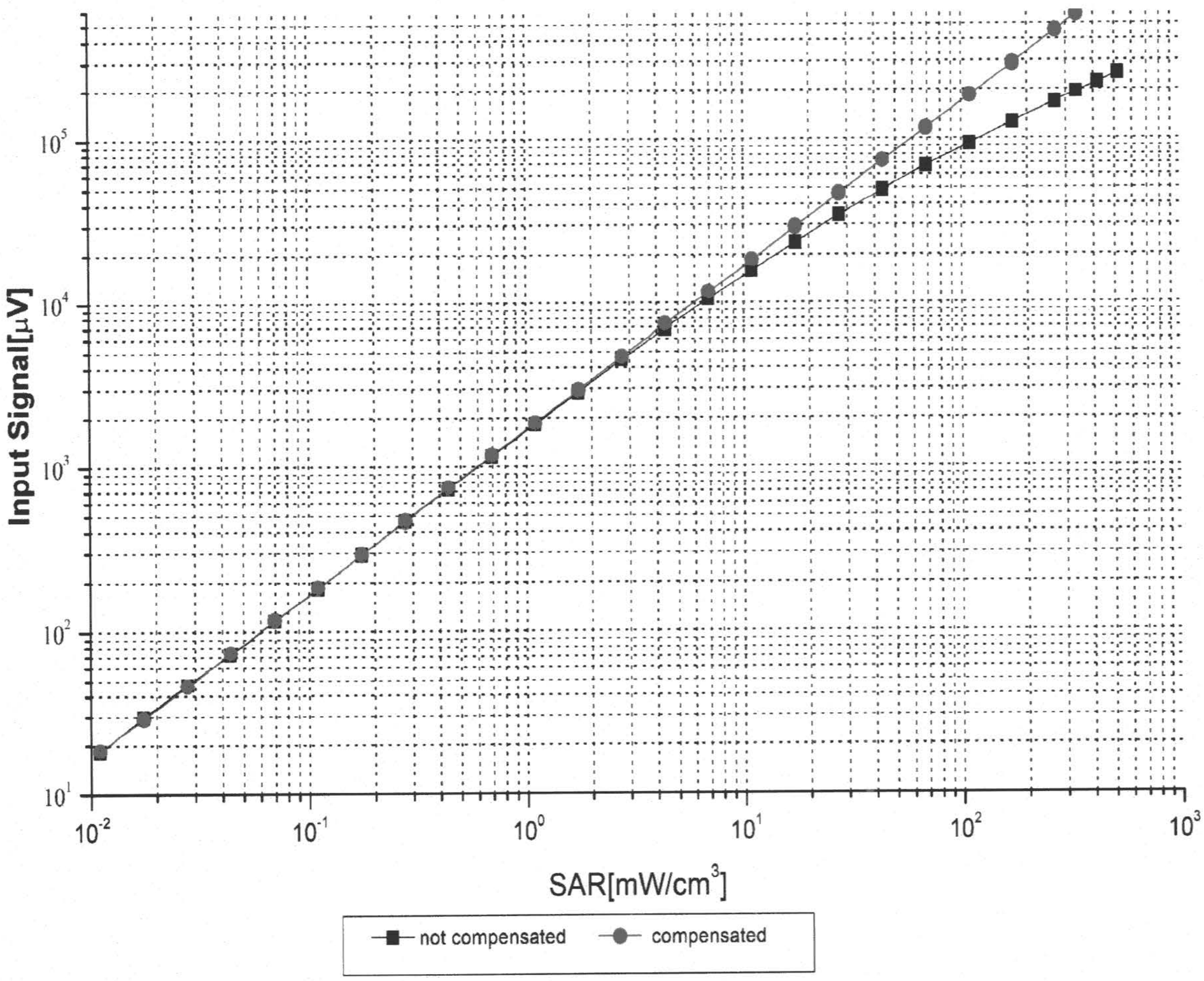

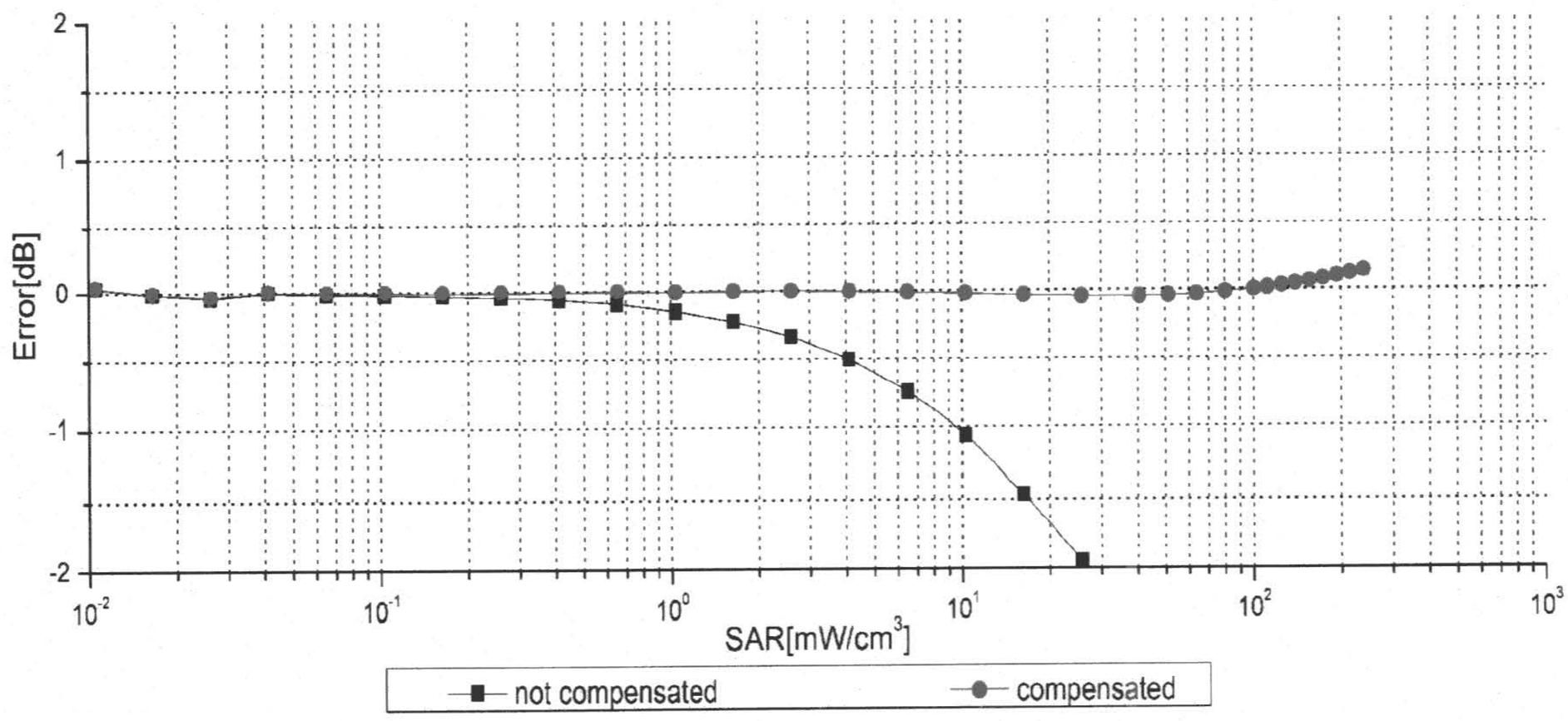

Uncertainty of Linearity Assessment: ±0.9% (*k*=2)

In Collaboration with
speag
CALIBRATION LABORATORY
Add: No.51 Xueyuan Road, Haidian District, Beijing, 100191, China
Tel: +86-10-62304633-2512 Fax: +86-10-62304633-2504
E-mail: cttl@chinattl.com Http://www.chinattl.cn

Conversion Factor Assessment

f=750 MHz,WGLS R9(H_convF)

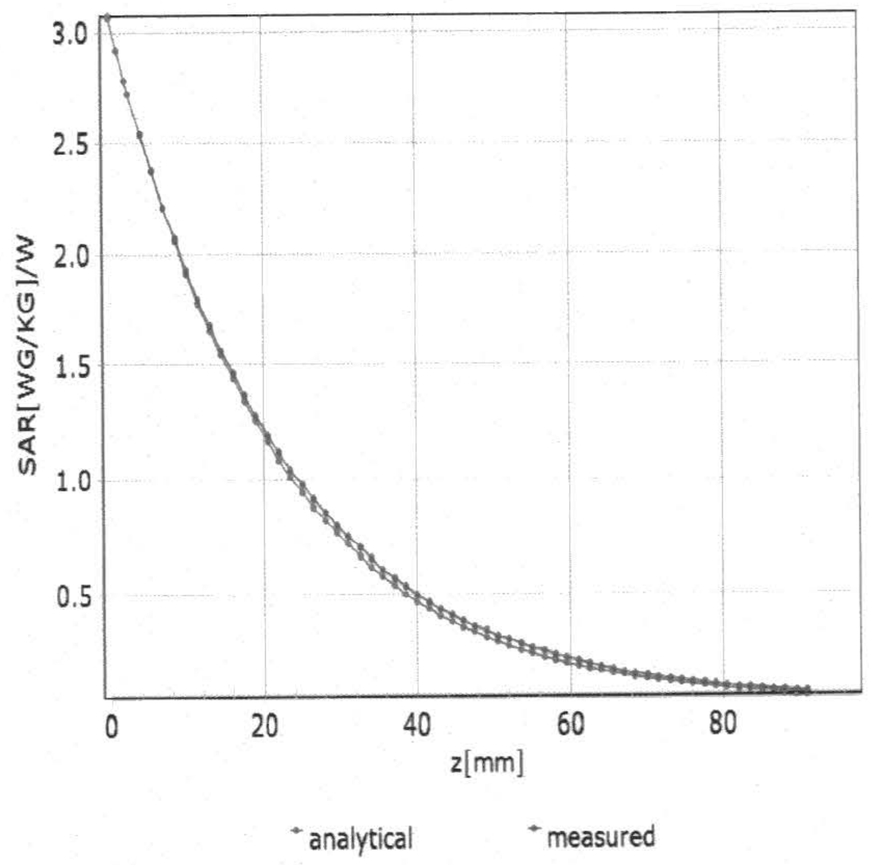

f=1750 MHz,WGLS R22(H_convF)

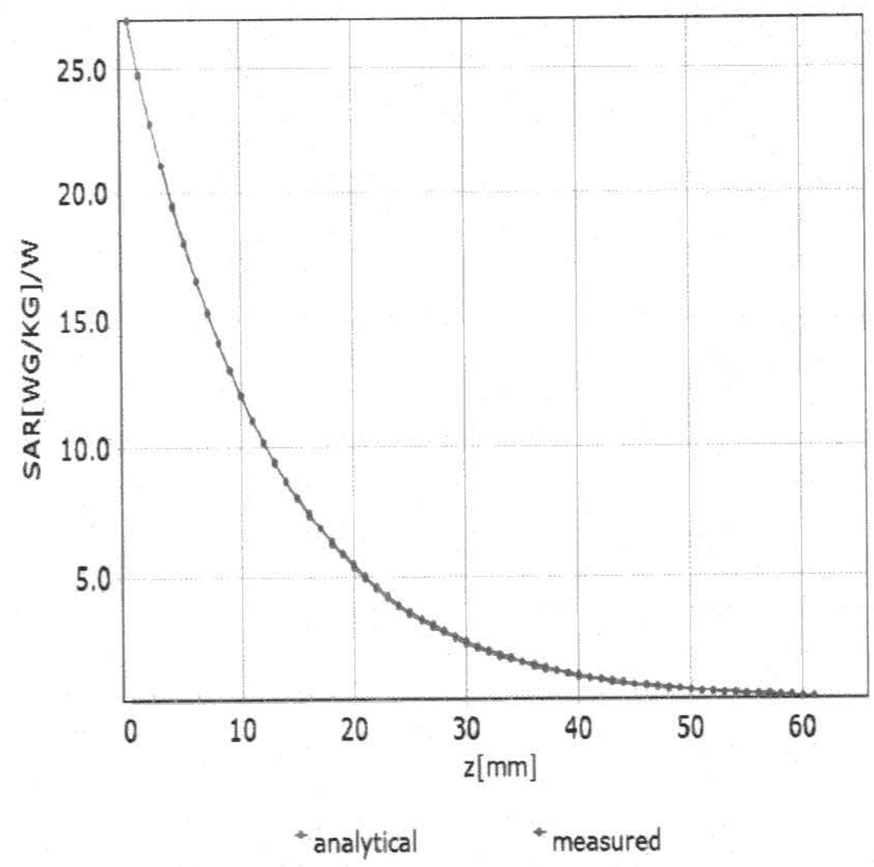

Deviation from Isotropy in Liquid

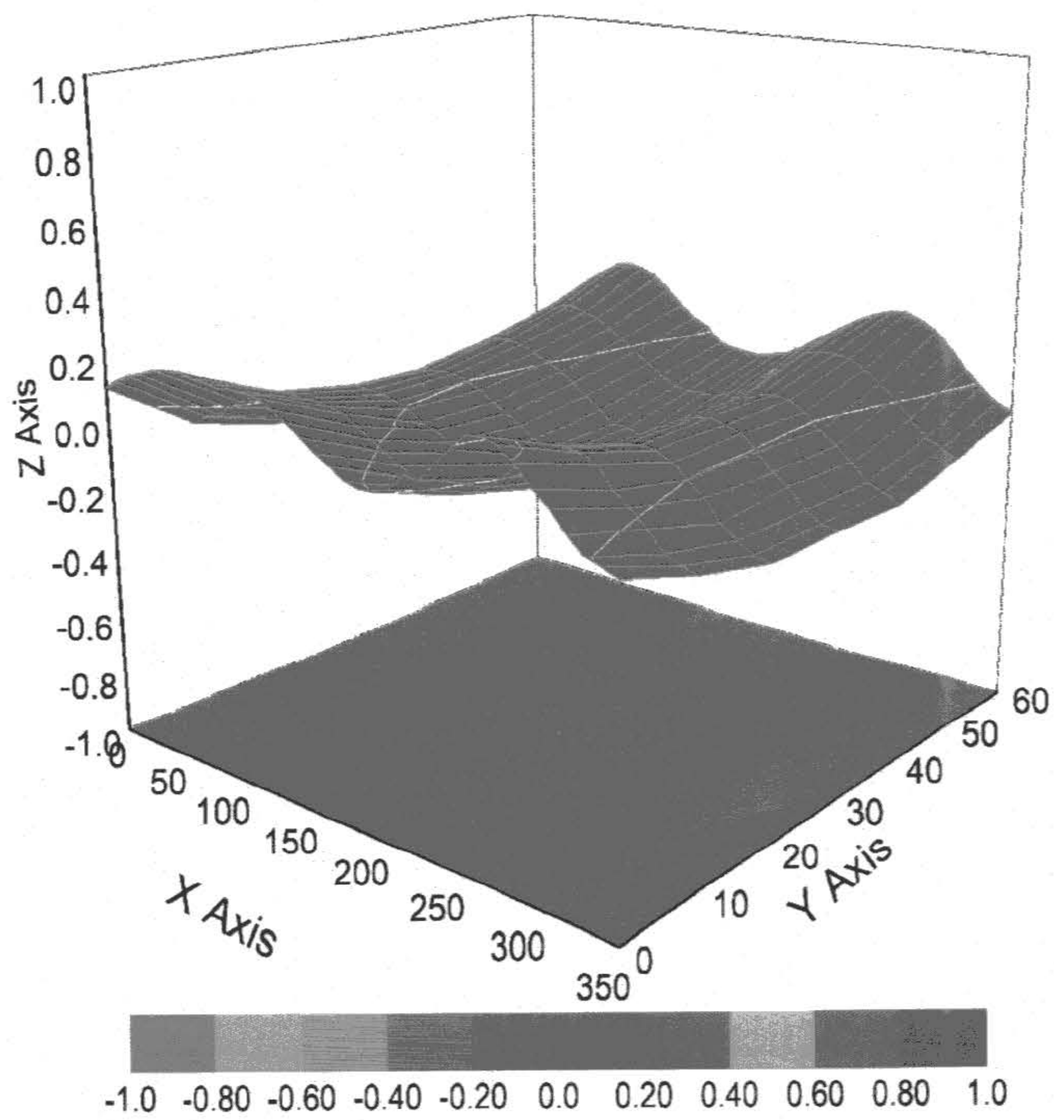

Uncertainty of Spherical Isotropy Assessment: ±3.2% (*k*=2)

In Collaboration with
s p e a g
CALIBRATION LABORATORY

Add: No.51 Xueyuan Road, Haidian District, Beijing, 100191, China
Tel: +86-10-62304633-2512 Fax: +86-10-62304633-2504
E-mail: cttl@chinattl.com Http://www.chinattl.cn

DASY/EASY – Parameters of Probe: EX3DV4 – SN:3748

Other Probe Parameters

Sensor Arrangement	Triangular
Connector Angle (°)	5.7
Mechanical Surface Detection Mode	enabled
Optical Surface Detection Mode	disable
Probe Overall Length	337mm
Probe Body Diameter	10mm
Tip Length	10mm
Tip Diameter	2.5mm
Probe Tip to Sensor X Calibration Point	1mm
Probe Tip to Sensor Y Calibration Point	1mm
Probe Tip to Sensor Z Calibration Point	1mm
Recommended Measurement Distance from Surface	1.4mm

Dipole D1750V2 SN 1149				
Head Liquid				
Date of Measurement	Return Loss(dB)	Δ %	Impedance (Ω)	ΔΩ
2019-05-21	-31.8	/	47.6	/
2020-05-20	-32.3	1.57%	48.9	1.3Ω

Dipole D2600V2 SN 1125				
Head Liquid				
Date of Measurement	Return Loss(dB)	Δ %	Impedance (Ω)	ΔΩ
2019-05-20	-25.7	/	48.9	/
2020-05-19	-26.6	3.50%	50.8	1.9Ω

Appendix E

Conducted RF Output Power Table

1	Measurement of RF conducted Power
1.1	Conducted Power of Main Antenna (Ant1)
1.2	Conducted Power of Main Antenna (Ant2)
2	Conducted Power of Uplink CA and Downlink CA
2.1	Uplink LTE CA Conducted Power of Ant1
2.2	Uplink LTE CA Conducted Power of Ant2
2.3	Downlink LTE CA Conducted Power of Ant1
2.4	Downlink LTE CA Conducted Power of Ant2
3	Conducted Power of WiFi and BT
3.1	Conducted Power of WiFi
3.2	Conducted Power of BT

1 Measurement of RF conducted Power

1.1 Conducted Power of Main Antenna (Ant1)

1.1.1 Conducted Power of GSM

GSM 850										
Burst Output Power(dBm)					Tune up	Division Factors	Frame-Average Output Power(dBm)			Tune up
Channel		128	190	251			975	38	124	
GSM(GMSK)	GSM	32.69	32.48	32.57	34.00	-9.19	23.50	23.29	23.38	24.81
GPRS/ EGPRS (GMSK)	1 TX Slot	32.68	32.47	32.56	34.00	-9.19	23.49	23.28	23.37	**24.81**
	2 TX Slots	29.51	29.08	29.09	30.50	-6.18	23.33	22.90	22.91	24.32
	3 TX Slots	27.79	27.30	27.31	29.00	-4.42	23.37	22.88	22.89	24.58
	4 TX Slots	26.08	25.62	25.55	27.50	-3.17	22.91	22.45	22.38	24.33
EGPRS (8PSK)	1 TX Slot	26.01	25.80	25.81	27.00	-9.19	16.82	16.61	16.62	17.81
	2 TX Slots	23.98	23.70	23.78	25.00	-6.18	17.80	17.52	17.60	18.82
	3 TX Slots	22.00	21.80	21.89	23.50	-4.42	17.58	17.38	17.47	19.08
	4 TX Slots	21.12	20.88	21.00	22.50	-3.17	17.95	17.71	17.83	19.33

GSM 1900										
Burst Output Power(dBm)					Tune up	Division Factors	Frame-Average Output Power(dBm)			Tune up
Channel		512	661	810			512	698	885	
GSM(GMSK)	GSM	29.55	29.94	30.33	31.00	-9.19	20.36	20.75	21.14	21.81
GPRS/ EGPRS (GMSK)	1 TX Slot	29.56	29.95	30.32	31.00	-9.19	20.37	20.76	21.13	**21.81**
	2 TX Slots	25.75	25.74	26.63	27.50	-6.18	19.57	19.56	20.45	21.32
	3 TX Slots	24.12	24.21	24.75	26.00	-4.42	19.70	19.79	20.33	21.58
	4 TX Slots	22.87	22.74	23.12	24.50	-3.17	19.70	19.57	19.95	21.33
EGPRS (8PSK)	1 TX Slot	24.74	24.50	24.76	26.00	-9.19	15.55	15.31	15.57	16.81
	2 TX Slots	22.65	22.42	22.76	24.00	-6.18	16.47	16.24	16.58	17.82
	3 TX Slots	20.55	20.38	20.76	22.00	-4.42	16.13	15.96	16.34	17.58
	4 TX Slots	19.32	19.12	19.54	21.00	-3.17	16.15	15.95	16.37	17.83

Table 1： Conducted Power of GSM

1.1.2 Conducted Power of WCDMA

WCDMA Band II Receiver on					
Average Conducted Power(dBm)					
Channel		9262	9400	9538	Tune up
WCDMA	12.2kbps RMC	23.98	23.95	24.08	25.00
	12.2kbps AMR	23.96	23.93	24.06	25.00
HSDPA	Subtest 1	22.90	22.88	23.04	24.00
	Subtest 2	22.87	22.84	23.00	24.00
	Subtest 3	22.48	22.36	22.56	23.50
	Subtest 4	22.44	22.39	22.50	23.50
HSUPA	Subtest 1	22.96	22.95	22.98	24.00
	Subtest 2	20.88	20.94	21.05	22.00
	Subtest 3	21.94	21.85	22.08	23.00
	Subtest 4	20.95	20.87	20.97	22.00
	Subtest 5	22.96	22.89	23.05	24.00
DC-HSDPA	Subtest 1	22.96	22.89	23.03	24.00
	Subtest 2	22.86	22.89	23.02	24.00
	Subtest 3	22.47	22.40	22.56	23.50
	Subtest 4	22.40	22.34	22.47	23.50
HSPA+	16QAM	22.77	22.82	22.91	24.00

WCDMA Band II Receiver off+Sensor on					
Average Conducted Power(dBm)					
Channel		9262	9400	9538	Tune up
WCDMA	12.2kbps RMC	20.92	20.92	21.10	22.00
	12.2kbps AMR	20.90	20.90	21.09	22.00
HSDPA	Subtest 1	19.90	19.87	19.99	21.00
	Subtest 2	19.80	19.80	19.98	21.00
	Subtest 3	19.42	19.27	19.49	20.50
	Subtest 4	19.40	19.39	19.40	20.50
HSUPA	Subtest 1	19.91	19.87	19.96	21.00
	Subtest 2	17.82	17.89	18.03	19.00
	Subtest 3	18.94	18.78	19.06	20.00
	Subtest 4	17.95	17.81	17.91	19.00
	Subtest 5	19.87	19.85	20.03	21.00
DC-HSDPA	Subtest 1	19.87	19.89	20.00	21.00
	Subtest 2	19.79	19.83	19.99	21.00
	Subtest 3	19.47	19.31	19.54	20.50
	Subtest 4	19.33	19.34	19.41	20.50
HSPA+	16QAM	19.82	19.80	19.86	21.00

WCDMA Band II Receiver off+Sensor off					
Average Conducted Power(dBm)					
Channel		9262	9400	9538	Tune up
WCDMA	12.2kbps RMC	22.85	22.98	22.75	24.00
	12.2kbps AMR	22.84	22.96	22.65	24.00
HSDPA	Subtest 1	21.90	21.82	21.94	23.00
	Subtest 2	21.77	21.74	21.91	23.00
	Subtest 3	21.43	21.35	21.53	22.50
	Subtest 4	21.41	21.39	21.41	22.50
HSUPA	Subtest 1	21.92	21.87	21.95	23.00
	Subtest 2	19.83	19.93	19.99	21.00
	Subtest 3	20.87	20.75	21.06	22.00
	Subtest 4	19.88	19.83	19.92	21.00
	Subtest 5	21.89	21.84	21.99	23.00
DC-HSDPA	Subtest 1	21.91	21.79	22.02	23.00
	Subtest 2	21.85	21.81	21.97	23.00
	Subtest 3	21.47	21.38	21.51	22.50
	Subtest 4	21.32	21.29	21.42	22.50
HSPA+	16QAM	21.80	21.81	21.83	23.00

WCDMA Band IV Receiver on					
Average Conducted Power(dBm)					
Channel		1312	1412	1513	Tune up
WCDMA	12.2kbps RMC	24.02	23.91	23.87	25.00
	12.2kbps AMR	24.00	23.87	23.85	25.00
HSDPA	Subtest 1	22.93	22.86	22.85	24.00
	Subtest 2	22.90	22.87	22.84	24.00
	Subtest 3	22.51	22.37	22.36	23.50
	Subtest 4	22.47	22.29	22.30	23.50
HSUPA	Subtest 1	23.01	22.87	22.82	24.00
	Subtest 2	20.99	20.80	20.79	22.00
	Subtest 3	21.98	21.86	21.80	23.00
	Subtest 4	20.99	20.77	20.79	22.00
	Subtest 5	23.00	22.85	22.77	24.00
DC-HSDPA	Subtest 1	23.02	22.86	22.87	24.00
	Subtest 2	23.00	22.79	22.82	24.00
	Subtest 3	22.44	22.32	22.30	23.50
	Subtest 4	22.47	22.27	22.33	23.50
HSPA+	16QAM	22.95	22.81	22.87	24.00

WCDMA Band IV Receiver off+Sensor on					
Average Conducted Power(dBm)					
Channel		1312	1412	1513	Tune up
WCDMA	12.2kbps RMC	19.13	19.01	18.86	20.00
	12.2kbps AMR	19.12	19.00	18.85	20.00
HSDPA	Subtest 1	17.92	17.83	17.78	19.00
	Subtest 2	17.85	17.85	17.79	19.00
	Subtest 3	17.50	17.31	17.28	18.50
	Subtest 4	17.40	17.19	17.20	18.50
HSUPA	Subtest 1	17.97	17.80	17.77	19.00
	Subtest 2	15.91	15.72	15.71	17.00
	Subtest 3	16.94	16.82	16.76	18.00
	Subtest 4	15.97	15.75	15.79	17.00
	Subtest 5	17.98	17.81	17.71	19.00
DC-HSDPA	Subtest 1	17.93	17.86	17.83	19.00
	Subtest 2	17.91	17.76	17.81	19.00
	Subtest 3	17.38	17.27	17.30	18.50
	Subtest 4	17.37	17.24	17.23	18.50
HSPA+	16QAM	17.90	17.78	17.70	19.00

WCDMA Band IV Receiver off+Sensor off					
Average Conducted Power(dBm)					
Channel		1312	1412	1513	Tune up
WCDMA	12.2kbps RMC	22.89	23.01	22.99	24.00
	12.2kbps AMR	22.84	22.89	22.87	24.00
HSDPA	Subtest 1	21.92	21.78	21.79	23.00
	Subtest 2	21.87	21.85	21.76	23.00
	Subtest 3	21.43	21.35	21.33	22.50
	Subtest 4	21.38	21.19	21.24	22.50
HSUPA	Subtest 1	21.95	21.83	21.73	23.00
	Subtest 2	19.92	19.71	19.73	21.00
	Subtest 3	20.91	20.83	20.76	22.00
	Subtest 4	19.99	19.74	19.72	21.00
	Subtest 5	21.95	21.76	21.73	23.00
DC-HSDPA	Subtest 1	22.02	21.77	21.81	23.00
	Subtest 2	21.95	21.79	21.76	23.00
	Subtest 3	21.40	21.22	21.20	22.50
	Subtest 4	21.43	21.25	21.27	22.50
HSPA+	16QAM	21.87	21.76	21.68	23.00

WCDMA Band V					
Average Conducted Power(dBm)					
Channel		4132	4182	4233	Tune up
WCDMA	12.2kbps RMC	24.14	24.15	24.04	25.00
	12.2kbps AMR	24.13	24.10	24.00	25.00
HSDPA	Subtest 1	23.16	23.25	23.22	24.00
	Subtest 2	23.23	23.26	23.21	24.00
	Subtest 3	22.69	22.72	22.69	23.50
	Subtest 4	22.68	22.38	22.72	23.50
HSUPA	Subtest 1	23.23	23.28	23.24	24.00
	Subtest 2	21.22	21.26	21.23	22.00
	Subtest 3	22.26	22.27	22.23	23.00
	Subtest 4	21.24	21.22	21.28	22.00
	Subtest 5	23.30	23.30	23.30	24.00
DC-HSDPA	Subtest 1	23.11	23.15	23.19	24.00
	Subtest 2	23.17	23.17	23.13	24.00
	Subtest 3	22.59	22.68	22.66	23.50
	Subtest 4	22.60	22.30	22.64	23.50
HSPA+	16QAM	23.17	23.16	23.11	24.00

Table 2： Conducted Power of WCDMA

1.1.3 Conducted Power of LTE

LTE Band 2 Receiver on/Receiver off/Sensor off				Conducted Power(dBm)			
Bandwidth	Modulation	RB size	RB offset	Channel 18607	Channel 18900	Channel 19193	Tune up
1.4MHz	QPSK	1	0	23.98	24.06	24.07	25.00
		1	2	23.94	24.00	24.02	25.00
		1	5	24.01	23.99	24.01	25.00
		3	0	23.03	23.09	23.34	25.00
		3	1	23.06	23.13	23.34	25.00
		3	3	23.03	23.03	23.37	25.00
		6	0	22.01	22.02	22.29	24.00
	16QAM	1	0	22.60	22.04	22.59	24.00
		1	2	22.31	22.33	22.79	24.00
		1	5	22.28	22.47	22.50	24.00
		3	0	22.06	22.18	22.28	24.00
		3	1	22.12	22.27	22.44	24.00
		3	3	22.06	22.07	22.39	24.00
		6	0	22.00	22.14	22.62	23.00
	64QAM	1	0	21.56	21.01	21.58	23.00
		1	2	21.20	21.28	21.66	23.00
		1	5	21.20	21.43	21.41	23.00
		3	0	21.08	21.15	21.28	23.00
		3	1	21.08	21.25	21.33	23.00
		3	3	21.05	21.04	21.39	23.00
		6	0	20.90	21.14	21.56	22.00
Bandwidth	Modulation	RB size	RB offset	Channel 18615	Channel 18900	Channel 19185	Tune up
3MHz	QPSK	1	0	24.05	24.01	24.05	25.00
		1	7	24.00	23.89	24.01	25.00
		1	14	23.99	24.05	24.06	25.00
		8	0	23.11	23.14	23.32	24.00
		8	4	23.14	23.08	23.40	24.00
		8	7	22.96	23.01	23.35	24.00
		15	0	23.00	23.08	23.37	24.00
	16QAM	1	0	23.74	23.68	23.74	24.00
		1	7	23.95	23.53	23.62	24.00
		1	14	23.61	22.97	23.47	24.00
		8	0	22.27	22.18	22.36	23.00
		8	4	22.12	22.11	22.34	23.00
		8	7	22.10	22.02	22.38	23.00
		15	0	22.10	22.21	22.43	23.00
	64QAM	1	0	22.64	22.59	22.61	23.00
		1	7	22.91	22.41	22.59	23.00
		1	14	22.51	21.97	22.44	23.00
		8	0	21.21	21.16	21.30	22.00
		8	4	21.10	20.99	21.25	22.00
		8	7	21.06	20.99	21.29	22.00
		15	0	20.99	21.16	21.36	22.00

Bandwidth	Modulation	RB size	RB offset	Channel 18625	Channel 18900	Channel 19175	Tune up
5MHz	QPSK	1	0	23.97	24.06	24.15	25.00
		1	13	23.95	23.95	24.02	25.00
		1	24	23.16	23.23	23.31	25.00
		12	0	23.00	23.08	23.40	24.00
		12	6	23.14	23.10	23.39	24.00
		12	13	23.06	23.10	23.42	24.00
		25	0	23.28	23.37	23.15	24.00
	16QAM	1	0	23.22	23.67	23.68	24.00
		1	13	22.73	23.42	23.29	24.00
		1	24	22.22	22.38	22.36	24.00
		12	0	21.95	22.17	22.49	23.00
		12	6	22.09	22.15	22.45	23.00
		12	13	21.91	22.11	22.43	23.00
		25	0	21.89	22.01	22.12	23.00
	64QAM	1	0	22.20	22.60	22.66	23.00
		1	13	21.68	22.31	22.17	23.00
		1	24	21.15	21.32	21.23	23.00
		12	0	20.93	21.07	21.49	22.00
		12	6	21.01	21.09	21.45	22.00
		12	13	20.86	21.05	21.33	22.00
		25	0	20.80	20.91	21.05	22.00
Bandwidth	Modulation	RB size	RB offset	Channel 18650	Channel 18900	Channel 19150	Tune up
10MHz	QPSK	1	0	23.95	24.10	24.12	25.00
		1	25	24.16	24.08	24.12	25.00
		1	49	23.66	24.12	23.57	25.00
		25	0	23.06	23.03	23.19	24.00
		25	13	23.04	23.06	23.25	24.00
		25	25	23.00	23.19	23.25	24.00
		50	0	23.03	23.05	23.41	24.00
	16QAM	1	0	23.52	23.44	23.75	24.00
		1	25	22.76	23.55	23.50	24.00
		1	49	23.15	22.63	22.50	24.00
		25	0	22.08	22.06	22.29	23.00
		25	13	22.00	22.01	22.26	23.00
		25	25	21.77	22.23	22.27	23.00
		50	0	22.21	22.03	22.28	23.00
	64QAM	1	0	22.48	22.44	22.63	23.00
		1	25	21.70	22.47	22.49	23.00
		1	49	22.13	21.57	21.48	23.00
		25	0	21.06	21.01	21.17	22.00
		25	13	20.97	20.99	21.23	22.00
		25	25	20.71	21.16	21.15	22.00
		50	0	21.08	21.03	21.24	22.00

Bandwidth	Modulation	RB size	RB offset	Channel 18675	Channel 18900	Channel 19125	Tune up
15MHz	QPSK	1	0	23.45	23.47	23.77	25.00
		1	38	23.97	24.00	23.95	25.00
		1	74	23.11	23.26	23.56	25.00
		36	0	22.57	22.63	22.73	24.00
		36	18	22.58	22.69	22.84	24.00
		36	39	22.52	22.66	22.90	24.00
		75	0	22.58	22.75	22.97	24.00
	16QAM	1	0	23.31	23.60	22.72	24.00
		1	38	22.43	22.71	22.46	24.00
		1	74	22.65	22.68	22.25	24.00
		36	0	21.57	21.67	21.81	23.00
		36	18	21.62	21.79	21.89	23.00
		36	39	21.53	21.62	21.95	23.00
		75	0	21.58	21.75	21.99	23.00
	64QAM	1	0	22.24	22.51	21.65	23.00
		1	38	21.41	21.62	21.38	23.00
		1	74	21.60	21.60	21.17	23.00
		36	0	20.45	20.66	20.71	22.00
		36	18	20.60	20.75	20.88	22.00
		36	39	20.49	20.62	20.90	22.00
		75	0	20.48	20.68	20.88	22.00
Bandwidth	Modulation	RB size	RB offset	Channel 18700	Channel 18900	Channel 19100	Tune up
20MHz	QPSK	1	0	23.25	23.36	23.45	25.00
		1	50	**23.90**	**24.26**	**24.03**	25.00
		1	99	23.15	23.25	23.24	25.00
		50	0	**22.52**	**22.74**	**22.71**	24.00
		50	25	22.44	22.56	22.62	24.00
		50	50	22.29	22.37	22.34	24.00
		100	0	22.38	**22.78**	22.47	24.00
	16QAM	1	0	22.41	22.57	22.79	24.00
		1	50	22.71	22.36	22.51	24.00
		1	99	22.33	22.36	22.25	24.00
		50	0	21.42	21.55	21.60	23.00
		50	25	21.47	21.56	21.64	23.00
		50	50	21.28	21.48	21.66	23.00
		100	0	21.40	21.42	21.65	23.00
	64QAM	1	0	21.39	21.52	21.79	23.00
		1	50	21.62	21.24	21.42	23.00
		1	99	21.28	21.32	21.15	23.00
		50	0	20.30	20.43	20.56	22.00
		50	25	20.41	20.44	20.62	22.00
		50	50	20.22	20.38	20.57	22.00
		100	0	20.34	20.33	20.55	22.00

LTE Band 2 Sensor on				Conducted Power(dBm)			
Bandwidth	Modulation	RB size	RB offset	Channel 18607	Channel 18900	Channel 19193	Tune up
1.4MHz	QPSK	1	0	19.28	19.09	18.95	20.50
		1	2	19.44	19.33	19.13	20.50
		1	5	19.36	19.14	19.13	20.50
		3	0	19.15	19.33	19.12	20.50
		3	1	19.29	19.34	19.14	20.50
		3	3	19.37	19.26	19.04	20.50
		6	0	19.23	19.41	18.97	20.50
	16QAM	1	0	19.20	19.19	18.60	20.50
		1	2	19.20	19.28	19.15	20.50
		1	5	18.85	18.54	19.36	20.50
		3	0	18.74	18.78	19.05	20.50
		3	1	18.87	18.74	19.02	20.50
		3	3	18.72	18.56	19.03	20.50
		6	0	18.68	18.64	18.99	20.50
	64QAM	1	0	19.17	19.13	18.53	20.50
		1	2	19.18	19.23	19.09	20.50
		1	5	18.80	18.53	19.26	20.50
		3	0	18.65	18.78	19.00	20.50
		3	1	18.83	18.72	18.90	20.50
		3	3	18.59	18.56	19.03	20.50
		6	0	18.56	18.58	18.94	20.50
Bandwidth	Modulation	RB size	RB offset	Channel 18615	Channel 18900	Channel 19185	Tune up
3MHz	QPSK	1	0	19.19	19.16	19.51	20.50
		1	7	19.19	19.36	19.15	20.50
		1	14	19.12	19.13	19.53	20.50
		8	0	19.31	19.38	19.54	20.50
		8	4	19.18	19.31	19.15	20.50
		8	7	19.20	19.23	19.14	20.50
		15	0	19.25	19.30	19.15	20.50
	16QAM	1	0	18.73	19.15	19.15	20.50
		1	7	18.77	19.00	19.24	20.50
		1	14	19.03	18.99	19.15	20.50
		8	0	18.96	18.81	19.22	20.50
		8	4	18.81	18.90	19.19	20.50
		8	7	18.61	18.68	19.23	20.50
		15	0	18.77	18.85	19.05	20.50
	64QAM	1	0	18.66	19.15	19.04	20.50
		1	7	18.77	18.89	19.23	20.50
		1	14	18.99	18.99	19.03	20.50
		8	0	18.89	18.71	19.16	20.50
		8	4	18.80	18.85	19.06	20.50
		8	7	18.58	18.63	19.21	20.50
		15	0	18.68	18.83	19.03	20.50

Bandwidth	Modulation	RB size	RB offset	Channel 18625	Channel 18900	Channel 19175	Tune up
5MHz	QPSK	1	0	18.74	18.80	19.18	20.50
		1	13	18.87	18.70	19.09	20.50
		1	24	18.67	19.01	19.12	20.50
		12	0	18.85	18.89	19.13	20.50
		12	6	18.73	18.85	19.10	20.50
		12	13	18.89	18.91	19.08	20.50
		25	0	18.75	18.88	19.09	20.50
	16QAM	1	0	18.61	18.94	19.15	20.50
		1	13	18.90	19.14	18.96	20.50
		1	24	18.94	19.08	19.07	20.50
		12	0	18.92	18.94	19.11	20.50
		12	6	18.87	18.86	19.15	20.50
		12	13	18.80	18.86	19.17	20.50
		25	0	18.73	18.72	19.16	20.50
	64QAM	1	0	18.61	18.84	19.09	20.50
		1	13	18.82	19.10	18.85	20.50
		1	24	18.88	19.05	18.94	20.50
		12	0	18.79	18.81	19.03	20.50
		12	6	18.76	18.74	19.03	20.50
		12	13	18.76	18.73	19.05	20.50
		25	0	18.68	18.71	19.14	20.50
Bandwidth	Modulation	RB size	RB offset	Channel 18650	Channel 18900	Channel 19150	Tune up
10MHz	QPSK	1	0	19.12	19.27	19.30	20.50
		1	25	19.05	19.22	19.46	20.50
		1	49	18.62	19.18	18.53	20.50
		25	0	19.28	19.30	19.47	20.50
		25	13	19.27	19.32	19.42	20.50
		25	25	19.12	19.35	19.15	20.50
		50	0	19.25	19.30	19.14	20.50
	16QAM	1	0	18.82	19.14	19.14	20.50
		1	25	19.05	19.15	19.14	20.50
		1	49	18.56	19.00	18.52	20.50
		25	0	19.30	19.31	19.05	20.50
		25	13	19.23	19.15	19.15	20.50
		25	25	19.01	19.43	19.42	20.50
		50	0	19.17	19.21	19.40	20.50
	64QAM	1	0	18.72	19.06	19.08	20.50
		1	25	19.02	19.13	19.08	20.50
		1	49	18.53	18.94	18.56	20.50
		25	0	19.29	19.26	19.00	20.50
		25	13	19.17	19.10	19.09	20.50
		25	25	18.93	19.43	19.34	20.50
		50	0	19.06	19.14	19.40	20.50

Bandwidth	Modulation	RB size	RB offset	Channel 18675	Channel 18900	Channel 19125	Tune up
15MHz	QPSK	1	0	18.99	19.19	19.24	20.50
		1	38	18.67	18.92	18.58	20.50
		1	74	18.56	18.90	18.91	20.50
		36	0	18.85	18.85	19.05	20.50
		36	18	18.95	18.83	18.85	20.50
		36	39	18.84	18.82	19.16	20.50
		75	0	18.79	18.88	18.97	20.50
	16QAM	1	0	19.26	19.04	19.15	20.50
		1	38	19.24	19.02	19.27	20.50
		1	74	18.53	18.90	19.15	20.50
		36	0	18.89	18.79	18.95	20.50
		36	18	18.83	19.00	19.01	20.50
		36	39	18.77	18.96	18.87	20.50
		75	0	18.88	18.97	19.24	20.50
	64QAM	1	0	19.16	19.03	19.12	20.50
		1	38	19.14	18.93	19.26	20.50
		1	74	18.53	18.84	19.08	20.50
		36	0	18.79	18.66	18.92	20.50
		36	18	18.79	18.95	18.93	20.50
		36	39	18.66	18.93	18.77	20.50
		75	0	18.79	18.89	19.15	20.50
Bandwidth	Modulation	RB size	RB offset	Channel 18700	Channel 18900	Channel 19100	Tune up
20MHz	QPSK	1	0	19.28	19.31	18.92	20.50
		1	50	19.35	19.55	19.17	20.50
		1	99	19.15	19.14	19.15	20.50
		50	0	18.93	**19.11**	19.08	20.50
		50	25	18.84	18.86	19.02	20.50
		50	50	18.70	18.79	18.96	20.50
		100	0	18.75	19.22	18.75	20.50
	16QAM	1	0	19.15	19.11	18.91	20.50
		1	50	19.04	18.57	18.81	20.50
		1	99	18.58	18.59	18.75	20.50
		50	0	18.77	18.87	18.95	20.50
		50	25	18.98	19.01	19.01	20.50
		50	50	18.53	18.75	18.51	20.50
		100	0	18.81	18.81	19.02	20.50
	64QAM	1	0	19.10	19.09	18.81	20.50
		1	50	18.99	18.58	18.68	20.50
		1	99	18.50	18.52	18.65	20.50
		50	0	18.66	18.75	18.92	20.50
		50	25	18.94	18.93	18.95	20.50
		50	50	18.52	18.68	18.54	20.50
		100	0	18.73	18.78	18.92	20.50

LTE Band 4 Receiver on&Receiver off+Sensor off				Conducted Power(dBm)			
Bandwidth	Modulation	RB size	RB offset	Channel 19957	Channel 20175	Channel 20393	Tune up
1.4MHz	QPSK	1	0	23.83	23.65	23.67	25.00
		1	2	24.00	23.61	23.63	25.00
		1	5	23.85	23.78	23.44	25.00
		3	0	23.70	23.76	23.72	25.00
		3	1	23.81	23.68	23.56	25.00
		3	3	23.66	23.59	23.44	25.00
		6	0	22.64	23.05	23.15	24.00
	16QAM	1	0	23.00	23.25	22.94	24.00
		1	2	23.08	22.94	22.82	24.00
		1	5	22.86	22.90	22.79	24.00
		3	0	22.73	22.49	22.49	24.00
		3	1	22.76	22.81	22.50	24.00
		3	3	22.90	22.24	22.39	24.00
		6	0	22.07	21.89	21.62	23.00
	64QAM	1	0	22.78	22.56	22.66	23.00
		1	2	22.97	22.55	22.57	23.00
		1	5	22.79	22.67	22.33	23.00
		3	0	22.69	22.69	22.64	23.00
		3	1	22.78	22.57	22.46	23.00
		3	3	22.65	22.50	22.33	23.00
		6	0	21.52	21.82	21.83	22.00
Bandwidth	Modulation	RB size	RB offset	Channel 19965	Channel 20175	Channel 20385	Tune up
3MHz	QPSK	1	0	23.90	23.57	23.60	25.00
		1	7	23.85	23.53	23.76	25.00
		1	14	23.83	23.72	23.57	25.00
		8	0	23.10	22.83	22.75	24.00
		8	4	22.94	22.81	22.62	24.00
		8	7	22.91	22.76	22.66	24.00
		15	0	22.89	22.78	22.61	24.00
	16QAM	1	0	23.58	23.24	23.03	24.00
		1	7	23.12	23.13	23.26	24.00
		1	14	22.72	22.90	22.68	24.00
		8	0	22.00	21.85	21.78	23.00
		8	4	21.99	21.87	21.74	23.00
		8	7	21.90	21.86	21.68	23.00
		15	0	21.93	21.85	21.39	23.00
	64QAM	1	0	22.83	22.44	22.57	23.00
		1	7	22.76	22.51	22.75	23.00
		1	14	22.73	22.62	22.56	23.00
		8	0	21.98	21.73	21.65	22.00
		8	4	21.85	21.79	21.61	22.00
		8	7	21.91	21.75	21.60	22.00
		15	0	21.88	21.72	21.54	22.00

Bandwidth	Modulation	RB size	RB offset	Channel 19975	Channel 20175	Channel 20375	Tune up
5MHz	QPSK	1	0	23.83	23.97	23.77	25.00
		1	13	24.03	23.85	23.90	25.00
		1	24	23.91	23.80	23.15	25.00
		12	0	23.03	22.95	22.71	24.00
		12	6	22.94	22.96	22.52	24.00
		12	13	22.90	22.94	22.54	24.00
		25	0	22.98	22.94	22.83	24.00
	16QAM	1	0	23.03	23.02	23.30	24.00
		1	13	23.40	23.17	23.08	24.00
		1	24	23.29	23.12	22.54	24.00
		12	0	22.20	21.94	21.77	23.00
		12	6	22.03	21.92	21.81	23.00
		12	13	22.06	21.86	21.58	23.00
		25	0	21.98	21.83	21.59	23.00
	64QAM	1	0	22.81	22.89	22.66	23.00
		1	13	23.00	22.72	22.81	23.00
		1	24	22.86	22.67	22.14	23.00
		12	0	21.93	21.86	21.65	22.00
		12	6	21.84	21.86	21.46	22.00
		12	13	21.82	21.90	21.47	22.00
		25	0	21.90	21.85	21.83	22.00
Bandwidth	Modulation	RB size	RB offset	Channel 20000	Channel 20175	Channel 20350	Tune up
10MHz	QPSK	1	0	24.05	24.04	23.92	25.00
		1	25	23.94	23.87	23.71	25.00
		1	49	23.95	23.83	23.80	25.00
		25	0	23.01	22.99	22.86	24.00
		25	13	23.00	22.88	22.83	24.00
		25	25	22.95	23.00	22.84	24.00
		50	0	23.04	22.95	22.84	24.00
	16QAM	1	0	23.05	23.30	23.15	24.00
		1	25	23.50	23.48	23.26	24.00
		1	49	23.00	22.81	22.03	24.00
		25	0	22.14	22.05	21.88	23.00
		25	13	21.95	22.01	21.77	23.00
		25	25	22.06	21.86	21.82	23.00
		50	0	22.02	21.98	22.15	23.00
	64QAM	1	0	22.96	22.98	22.84	23.00
		1	25	22.84	22.81	22.61	23.00
		1	49	22.85	22.81	22.67	23.00
		25	0	21.94	21.94	21.84	22.00
		25	13	21.99	21.76	21.70	22.00
		25	25	21.87	21.90	21.82	22.00
		50	0	21.99	21.91	21.73	22.00

Bandwidth	Modulation	RB size	RB offset	Channel 20025	Channel 20175	Channel 20325	Tune up
15MHz	QPSK	1	0	24.06	23.93	23.87	25.00
		1	38	23.42	23.40	23.34	25.00
		1	74	23.55	23.41	23.19	25.00
		36	0	22.30	22.44	22.52	24.00
		36	18	22.39	22.49	22.42	24.00
		36	39	22.43	22.35	22.24	24.00
		75	0	22.46	22.44	22.19	24.00
	16QAM	1	0	22.52	22.68	23.37	24.00
		1	38	23.28	22.87	22.60	24.00
		1	74	22.65	22.47	22.30	24.00
		36	0	21.30	21.43	21.54	23.00
		36	18	21.47	21.47	21.43	23.00
		36	39	21.49	21.35	21.23	23.00
		75	0	21.43	21.34	21.36	23.00
	64QAM	1	0	22.99	22.85	22.76	23.00
		1	38	22.30	22.40	22.22	23.00
		1	74	22.49	22.28	22.10	23.00
		36	0	21.28	21.44	21.45	22.00
		36	18	21.26	21.40	21.41	22.00
		36	39	21.34	21.24	21.15	22.00
		75	0	21.36	21.43	21.11	22.00
Bandwidth	Modulation	RB size	RB offset	Channel 20050	Channel 20175	Channel 20300	Tune up
20MHz	QPSK	1	0	23.85	23.65	23.65	25.00
		1	50	**23.96**	**24.10**	**24.09**	25.00
		1	99	23.43	23.45	23.25	25.00
		50	0	**22.42**	**22.56**	**22.49**	24.00
		50	25	22.41	22.39	22.16	24.00
		50	50	22.38	22.38	22.25	24.00
		100	0	22.39	**22.61**	22.36	24.00
	16QAM	1	0	22.24	22.25	22.45	24.00
		1	50	22.35	22.43	22.29	24.00
		1	99	22.28	22.25	22.36	24.00
		50	0	21.23	21.43	21.32	23.00
		50	25	21.41	21.33	21.28	23.00
		50	50	21.32	21.39	21.23	23.00
		100	0	21.50	21.41	21.22	23.00
	64QAM	1	0	22.82	22.63	22.60	23.00
		1	50	22.85	23.00	22.84	23.00
		1	99	22.39	22.44	22.12	23.00
		50	0	21.39	21.50	21.42	22.00
		50	25	21.37	21.34	21.09	22.00
		50	50	21.38	21.25	21.17	22.00
		100	0	21.31	21.61	21.23	22.00

LTE Band 4 Receiver off+Sensor on				Conducted Power(dBm)			
Bandwidth	Modulation	RB size	RB offset	Channel 19957	Channel 20175	Channel 20393	Tune up
1.4MHz	QPSK	1	0	18.86	18.52	18.60	20.00
		1	2	19.13	18.69	18.42	20.00
		1	5	18.98	18.66	18.23	20.00
		3	0	18.76	18.75	18.55	20.00
		3	1	18.96	18.77	18.58	20.00
		3	3	18.89	18.70	18.57	20.00
		6	0	18.77	18.64	18.45	20.00
	16QAM	1	0	19.20	19.16	18.99	20.00
		1	2	19.00	19.13	18.80	20.00
		1	5	19.09	19.11	18.52	20.00
		3	0	19.00	18.50	18.70	20.00
		3	1	19.00	18.82	18.70	20.00
		3	3	19.05	18.74	18.68	20.00
		6	0	18.89	18.80	18.76	20.00
	64QAM	1	0	18.82	18.44	18.52	20.00
		1	2	19.06	18.65	18.38	20.00
		1	5	18.89	18.63	18.10	20.00
		3	0	18.65	18.71	18.43	20.00
		3	1	18.88	18.76	18.52	20.00
		3	3	18.76	18.59	18.55	20.00
		6	0	18.73	18.52	18.35	20.00
Bandwidth	Modulation	RB size	RB offset	Channel 19965	Channel 20175	Channel 20385	Tune up
3MHz	QPSK	1	0	18.79	18.58	18.42	20.00
		1	7	18.88	18.68	18.47	20.00
		1	14	18.71	18.67	18.24	20.00
		8	0	19.01	18.66	18.59	20.00
		8	4	18.83	18.73	18.60	20.00
		8	7	18.81	18.68	18.58	20.00
		15	0	18.78	18.79	18.58	20.00
	16QAM	1	0	19.11	19.10	18.71	20.00
		1	7	18.85	19.15	18.68	20.00
		1	14	18.76	19.16	18.53	20.00
		8	0	19.05	18.69	18.76	20.00
		8	4	18.89	18.97	18.68	20.00
		8	7	18.91	18.79	18.66	20.00
		15	0	18.86	18.81	18.62	20.00
	64QAM	1	0	18.72	18.45	18.30	20.00
		1	7	18.80	18.59	18.45	20.00
		1	14	18.63	18.65	18.22	20.00
		8	0	19.00	18.64	18.47	20.00
		8	4	18.81	18.69	18.51	20.00
		8	7	18.71	18.59	18.51	20.00
		15	0	18.76	18.68	18.48	20.00

Bandwidth	Modulation	RB size	RB offset	Channel 19975	Channel 20175	Channel 20375	Tune up
5MHz	QPSK	1	0	18.94	18.70	18.64	20.00
		1	13	18.93	18.75	18.58	20.00
		1	24	18.77	18.66	18.29	20.00
		12	0	18.93	18.81	18.65	20.00
		12	6	18.86	18.77	18.69	20.00
		12	13	18.84	18.78	18.51	20.00
		25	0	18.88	18.85	18.66	20.00
	16QAM	1	0	18.92	18.88	18.79	20.00
		1	13	18.76	18.94	18.90	20.00
		1	24	19.19	18.64	18.05	20.00
		12	0	19.11	18.98	18.65	20.00
		12	6	18.93	18.87	18.77	20.00
		12	13	18.93	18.79	18.65	20.00
		25	0	19.01	18.77	18.55	20.00
	64QAM	1	0	18.94	18.61	18.63	20.00
		1	13	18.86	18.71	18.55	20.00
		1	24	18.77	18.64	18.26	20.00
		12	0	18.84	18.68	18.53	20.00
		12	6	18.82	18.65	18.60	20.00
		12	13	18.82	18.70	18.44	20.00
		25	0	18.78	18.74	18.53	20.00
Bandwidth	Modulation	RB size	RB offset	Channel 20000	Channel 20175	Channel 20350	Tune up
10MHz	QPSK	1	0	19.20	18.84	18.54	20.00
		1	25	18.98	18.79	18.49	20.00
		1	49	18.89	18.35	18.70	20.00
		25	0	18.99	18.88	18.76	20.00
		25	13	18.84	18.81	18.72	20.00
		25	25	18.77	18.75	18.67	20.00
		50	0	18.85	18.76	18.70	20.00
	16QAM	1	0	19.15	18.94	19.04	20.00
		1	25	18.95	19.19	19.01	20.00
		1	49	18.96	18.54	18.06	20.00
		25	0	18.86	18.88	18.71	20.00
		25	13	18.99	18.84	18.70	20.00
		25	25	18.85	18.67	18.57	20.00
		50	0	18.93	18.88	18.74	20.00
	64QAM	1	0	19.11	18.82	18.41	20.00
		1	25	18.95	18.71	18.41	20.00
		1	49	18.83	18.31	18.62	20.00
		25	0	18.87	18.87	18.66	20.00
		25	13	18.79	18.74	18.72	20.00
		25	25	18.68	18.69	18.61	20.00
		50	0	18.84	18.73	18.62	20.00

Bandwidth	Modulation	RB size	RB offset	Channel 20025	Channel 20175	Channel 20325	Tune up
15MHz	QPSK	1	0	18.76	19.10	18.94	20.00
		1	38	18.61	18.11	18.27	20.00
		1	74	18.55	18.08	18.12	20.00
		36	0	18.49	18.36	18.11	20.00
		36	18	18.32	18.20	18.09	20.00
		36	39	18.31	18.23	18.07	20.00
		75	0	18.27	18.31	18.04	20.00
	16QAM	1	0	18.96	18.98	18.56	20.00
		1	38	18.56	18.97	18.69	20.00
		1	74	18.82	18.82	18.92	20.00
		36	0	18.52	18.19	18.12	20.00
		36	18	18.25	18.15	18.13	20.00
		36	39	18.36	18.32	18.14	20.00
		75	0	18.20	18.25	18.07	20.00
	64QAM	1	0	18.75	18.99	18.91	20.00
		1	38	18.60	18.08	18.22	20.00
		1	74	18.45	18.05	18.09	20.00
		36	0	18.43	18.35	18.01	20.00
		36	18	18.27	18.12	18.09	20.00
		36	39	18.19	18.14	18.04	20.00
		75	0	18.21	18.19	18.06	20.00
Bandwidth	Modulation	RB size	RB offset	Channel 20050	Channel 20175	Channel 20300	Tune up
20MHz	QPSK	1	0	18.88	18.77	19.12	20.00
		1	50	19.15	**19.21**	19.20	20.00
		1	99	18.94	18.86	18.86	20.00
		50	0	19.00	**19.09**	18.85	20.00
		50	25	18.86	18.93	18.63	20.00
		50	50	18.91	18.75	18.76	20.00
		100	0	19.06	19.07	18.83	20.00
	16QAM	1	0	18.89	18.92	18.88	20.00
		1	50	18.82	18.89	18.81	20.00
		1	99	18.80	18.81	18.89	20.00
		50	0	18.82	18.70	18.59	20.00
		50	25	18.44	18.50	18.35	20.00
		50	50	18.77	18.55	18.34	20.00
		100	0	18.74	18.52	18.42	20.00
	64QAM	1	0	18.84	18.69	19.02	20.00
		1	50	19.06	19.11	19.17	20.00
		1	99	18.85	18.83	18.80	20.00
		50	0	18.92	19.03	18.79	20.00
		50	25	18.81	18.90	18.51	20.00
		50	50	18.85	18.67	18.66	20.00
		100	0	19.04	18.94	18.77	20.00

LTE Band 5				Conducted Power(dBm)			
Bandwidth	Modulation	RB size	RB offset	Channel 20407	Channel 20525	Channel 20643	Tune up
1.4MHz	QPSK	1	0	23.64	23.88	23.67	25.00
		1	2	23.82	23.65	23.87	25.00
		1	5	23.46	23.64	23.66	25.00
		3	0	22.71	22.59	22.45	24.00
		3	2	22.80	22.69	22.87	24.00
		3	3	22.70	22.66	22.64	24.00
		6	0	22.45	22.65	22.55	24.00
	16QAM	1	0	22.45	22.50	22.45	24.00
		1	2	22.27	22.44	22.30	24.00
		1	5	22.31	22.49	22.35	24.00
		3	0	22.09	22.05	22.05	23.00
		3	2	22.31	22.02	21.91	23.00
		3	3	22.07	22.04	21.75	23.00
		6	0	22.04	22.00	22.16	23.00
	64QAM	1	0	21.93	21.97	21.94	23.00
		1	2	21.73	21.89	21.79	23.00
		1	5	21.79	21.96	21.83	23.00
		3	0	21.54	21.55	21.51	23.00
		3	2	21.76	21.52	21.37	23.00
		3	3	21.55	21.53	21.24	23.00
		6	0	21.51	21.46	21.66	22.00
Bandwidth	Modulation	RB size	RB offset	Channel 20415	Channel 20525	Channel 20635	Tune up
3MHz	QPSK	1	0	23.72	23.98	24.01	25.00
		1	7	23.98	23.78	23.88	25.00
		1	14	23.65	23.86	23.79	25.00
		8	0	22.79	22.67	22.81	24.00
		8	4	22.74	22.79	22.86	24.00
		8	7	22.73	22.69	22.78	24.00
		15	0	23.11	23.10	23.12	24.00
	16QAM	1	0	23.31	22.99	23.64	24.00
		1	7	23.05	23.03	23.22	24.00
		1	14	23.00	23.11	23.34	24.00
		8	0	22.25	22.06	22.16	23.00
		8	4	22.17	22.10	22.23	23.00
		8	7	22.19	22.08	22.10	23.00
		15	0	22.27	22.11	22.04	23.00
	64QAM	1	0	21.90	21.95	21.93	23.00
		1	7	21.76	21.94	21.75	23.00
		1	14	21.77	21.99	21.82	23.00
		8	0	21.55	21.53	21.50	22.00
		8	4	21.78	21.48	21.41	22.00
		8	7	21.56	21.50	21.24	22.00
		15	0	21.49	21.45	21.66	22.00

Bandwidth	Modulation	RB size	RB offset	Channel 20425	Channel 20525	Channel 20625	Tune up
5MHz	QPSK	1	0	23.85	23.73	23.99	25.00
		1	13	23.73	23.88	23.89	25.00
		1	24	23.79	23.66	23.59	25.00
		12	0	22.78	22.73	22.65	24.00
		12	6	22.70	22.71	22.72	24.00
		12	13	22.72	22.76	22.75	24.00
		25	0	23.07	23.14	23.13	24.00
	16QAM	1	0	23.13	23.16	23.36	24.00
		1	13	23.29	23.16	23.72	24.00
		1	24	23.58	23.47	23.36	24.00
		12	0	22.15	21.97	22.09	23.00
		12	6	22.16	22.04	22.20	23.00
		12	13	22.19	22.06	22.07	23.00
		25	0	22.18	22.01	22.12	23.00
	64QAM	1	0	21.91	22.00	21.95	23.00
		1	13	21.73	21.94	21.76	23.00
		1	24	21.77	21.96	21.84	23.00
		12	0	21.57	21.52	21.50	22.00
		12	6	21.76	21.50	21.37	22.00
		12	13	21.57	21.53	21.25	22.00
		25	0	21.53	21.45	21.62	22.00
Bandwidth	Modulation	RB size	RB offset	Channel 20450	Channel 20525	Channel 20600	Tune up
10MHz	QPSK	1	0	24.06	23.89	23.93	25.00
		1	25	24.07	**24.10**	23.95	25.00
		1	49	23.97	23.62	24.05	25.00
		25	0	23.15	**23.16**	22.84	24.00
		25	13	22.78	22.81	22.78	24.00
		25	25	22.73	22.89	22.94	24.00
		50	0	23.04	23.13	23.16	24.00
	16QAM	1	0	23.39	22.99	23.25	24.00
		1	25	23.34	23.41	23.25	24.00
		1	49	23.44	22.72	23.20	24.00
		25	0	22.17	22.22	22.13	23.00
		25	13	22.09	22.15	22.20	23.00
		25	25	22.19	22.19	22.22	23.00
		50	0	21.99	22.18	22.20	23.00
	64QAM	1	0	21.90	21.99	21.90	23.00
		1	25	21.73	21.91	21.78	23.00
		1	49	21.81	21.95	21.85	23.00
		25	0	21.59	21.54	21.53	22.00
		25	13	21.81	21.49	21.36	22.00
		25	25	21.57	21.54	21.23	22.00
		50	0	21.50	21.47	21.61	22.00

LTE Band 7 Receiver on&Receiver off+Sensor off				Conducted Power(dBm)			
Bandwidth	Modulation	RB size	RB offset	Channel 20775	Channel 21100	Channel 21425	Tune up
5MHz	QPSK	1	0	23.35	23.32	23.45	25.00
		1	13	23.35	23.58	23.87	25.00
		1	24	23.88	23.41	23.24	25.00
		12	0	22.51	22.48	22.09	24.00
		12	6	22.65	22.41	22.24	24.00
		12	13	22.37	22.38	22.87	24.00
		25	0	22.29	22.45	22.26	24.00
	16QAM	1	0	22.78	23.14	22.34	24.00
		1	13	22.81	22.88	22.26	24.00
		1	24	22.62	22.51	22.64	24.00
		12	0	21.54	21.39	21.08	23.00
		12	6	21.38	21.42	21.20	23.00
		12	13	21.36	21.45	21.25	23.00
		25	0	21.32	21.45	21.06	23.00
	64QAM	1	0	21.94	21.90	21.60	23.00
		1	13	21.84	21.87	21.91	23.00
		1	24	21.73	21.74	21.56	23.00
		12	0	20.73	20.78	20.62	22.00
		12	6	20.81	20.66	20.64	22.00
		12	13	20.74	20.72	20.52	22.00
		25	0	20.75	20.71	20.55	22.00
Bandwidth	Modulation	RB size	RB offset	Channel 20800	Channel 21100	Channel 21400	Tune up
10MHz	QPSK	1	0	23.77	23.50	23.17	25.00
		1	25	23.24	23.43	23.24	25.00
		1	49	23.50	23.53	23.73	25.00
		25	0	22.35	22.42	22.30	24.00
		25	13	22.36	22.38	22.19	24.00
		25	25	22.61	22.46	22.03	24.00
		50	0	22.21	22.46	22.23	24.00
	16QAM	1	0	22.58	22.83	22.58	24.00
		1	25	22.23	22.95	22.60	24.00
		1	49	22.85	22.75	22.32	24.00
		25	0	21.62	21.47	21.35	23.00
		25	13	21.35	21.34	21.17	23.00
		25	25	21.18	21.45	21.44	23.00
		50	0	21.36	21.43	21.26	23.00
	64QAM	1	0	21.98	21.90	21.62	23.00
		1	25	21.88	21.87	21.89	23.00
		1	49	21.75	21.73	21.54	23.00
		25	0	20.73	20.78	20.59	22.00
		25	13	20.83	20.66	20.66	22.00
		25	25	20.75	20.74	20.56	22.00
		50	0	20.74	20.67	20.57	22.00

Bandwidth	Modulation	RB size	RB offset	Channel 20825	Channel 21100	Channel 21375	Tune up
15MHz	QPSK	1	0	23.81	23.21	23.27	25.00
		1	38	23.40	23.31	23.54	25.00
		1	74	23.56	23.55	23.45	25.00
		36	0	22.44	22.30	22.18	24.00
		36	18	22.32	22.25	22.20	24.00
		36	39	22.45	22.18	22.08	24.00
		75	0	22.24	22.31	22.17	24.00
	16QAM	1	0	22.88	22.50	22.50	24.00
		1	38	22.60	22.60	22.25	24.00
		1	74	22.65	22.62	22.10	24.00
		36	0	21.26	21.33	21.17	23.00
		36	18	21.32	21.27	21.22	23.00
		36	39	21.48	21.17	21.08	23.00
		75	0	21.45	21.31	21.19	23.00
	64QAM	1	0	21.99	21.91	21.61	23.00
		1	38	21.87	21.89	21.94	23.00
		1	74	21.74	21.73	21.56	23.00
		36	0	20.70	20.81	20.58	22.00
		36	18	20.82	20.68	20.69	22.00
		36	39	20.74	20.73	20.57	22.00
		75	0	20.74	20.66	20.55	22.00
Bandwidth	Modulation	RB size	RB offset	Channel 20850	Channel 21100	Channel 21350	Tune up
20MHz	QPSK	1	0	23.87	23.26	23.29	25.00
		1	50	23.42	**23.87**	23.55	25.00
		1	99	23.59	23.59	23.49	25.00
		50	0	22.44	**23.05**	22.23	24.00
		50	25	22.33	22.29	22.20	24.00
		50	50	22.49	22.20	22.11	24.00
		100	0	22.25	22.36	22.19	24.00
	16QAM	1	0	22.93	22.51	22.52	24.00
		1	50	22.88	22.91	22.94	24.00
		1	99	22.75	22.75	22.56	24.00
		50	0	21.73	21.83	21.63	23.00
		50	25	21.85	21.71	21.69	23.00
		50	50	21.79	21.74	21.57	23.00
		100	0	21.75	21.71	21.58	23.00
	64QAM	1	0	21.99	21.90	21.59	23.00
		1	50	21.85	21.90	21.93	23.00
		1	99	21.75	21.71	21.51	23.00
		50	0	20.71	20.78	20.59	22.00
		50	25	20.85	20.68	20.68	22.00
		50	50	20.79	20.74	20.52	22.00
		100	0	20.74	20.70	20.54	22.00