U-NII-2C, 802.11n HT20, Channel No.: 100

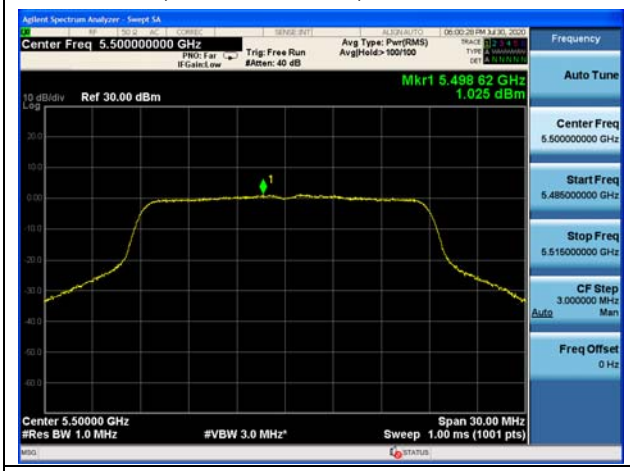


U-NII-2C, 802.11ac VHT20, Channel No.: 100

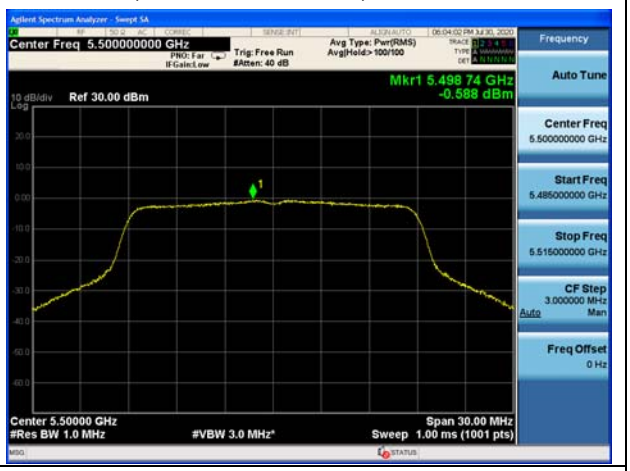


U-NII-2C, 802.11n HT20, Channel No.: 120

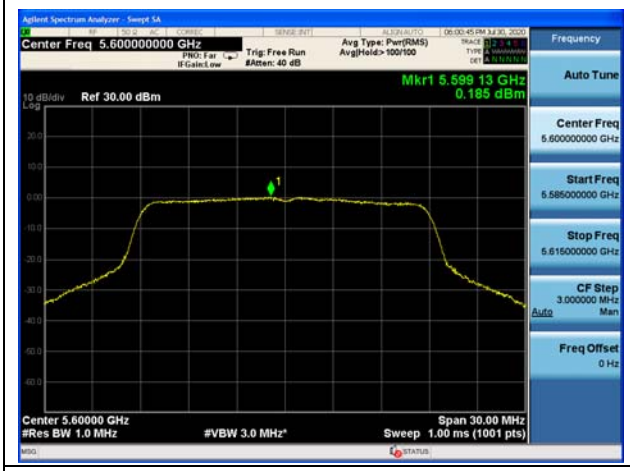


U-NII-2C, 802.11ac VHT20, Channel No.: 120

U-NII-2C, 802.11n HT20, Channel No.: 140

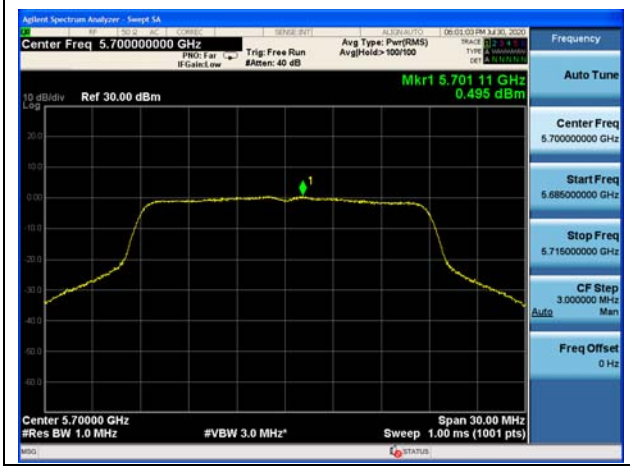


U-NII-2C, 802.11ac VHT20, Channel No.: 140

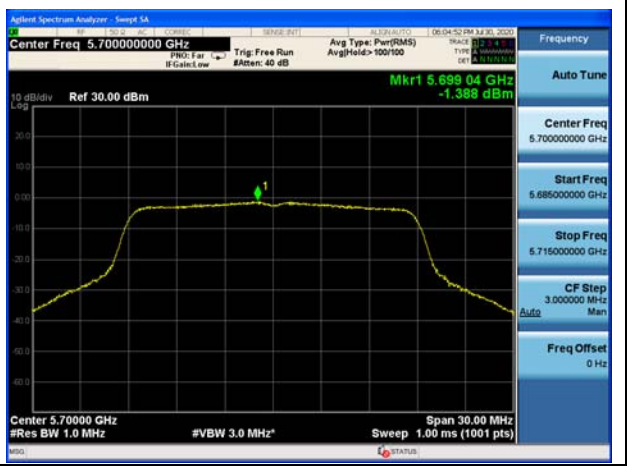



*This report shall not be reproduced except in full, without the written approval of TA Technology (Shanghai) Co., Ltd.*

U-NII-2C, 802.11n HT20, Channel No.: 144

U-NII-2C, 802.11ac VHT20, Channel No.: 144

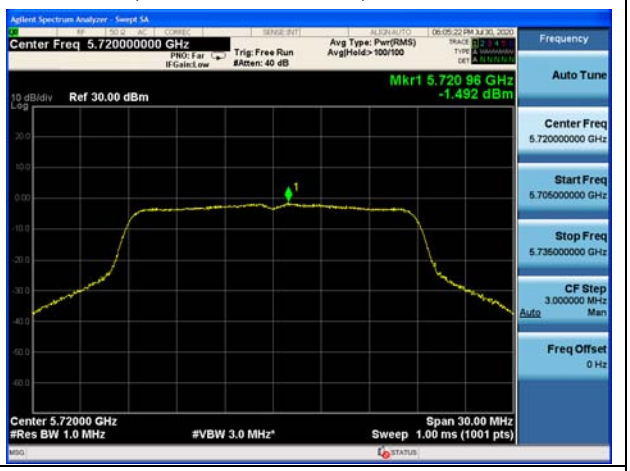


U-NII-2C, 802.11n HT40, Channel No.: 102

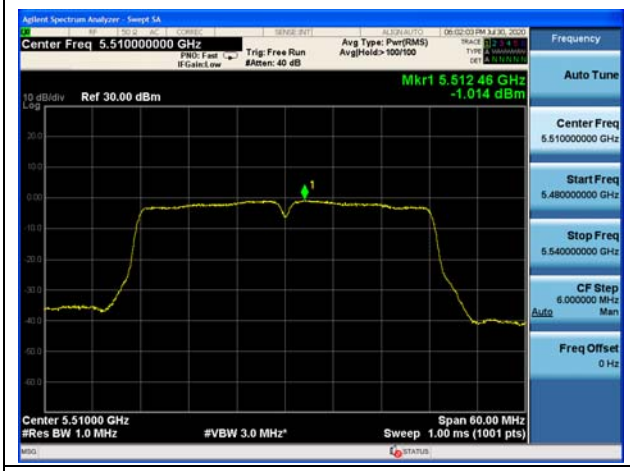


U-NII-2C, 802.11ac VHT40, Channel No.: 102

U-NII-2C, 802.11n HT40, Channel No.: 118

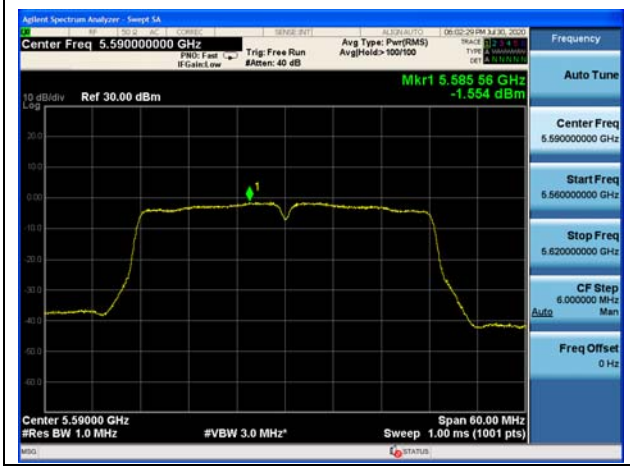


U-NII-2C, 802.11ac VHT40, Channel No.: 118

*This report shall not be reproduced except in full, without the written approval of TA Technology (Shanghai) Co., Ltd.*

U-NII-2C, 802.11n HT40, Channel No.: 134

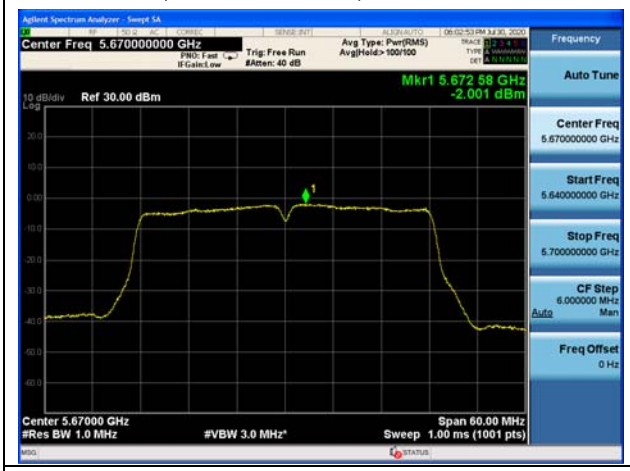


U-NII-2C, 802.11ac VHT40, Channel No.: 134

U-NII-2C, 802.11n HT40, Channel No.: 142

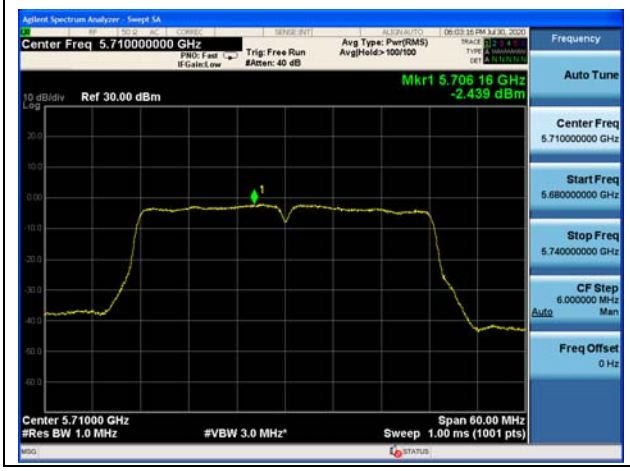


U-NII-2C, 802.11ac VHT40, Channel No.: 142

*This report shall not be reproduced except in full, without the written approval of TA Technology (Shanghai) Co., Ltd.*

U-NII-2C, 802.11ac VHT80, Channel No.: 106

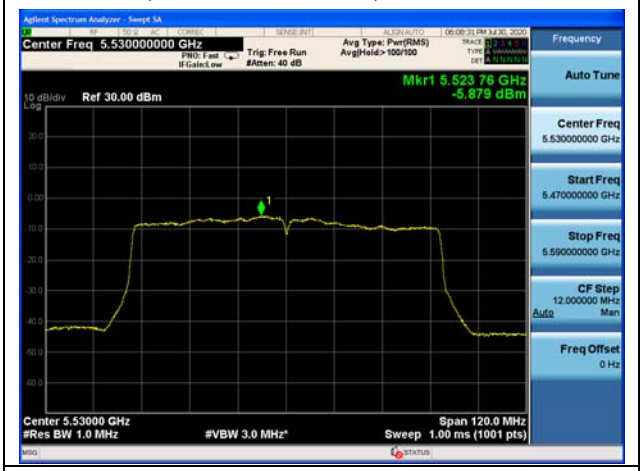


U-NII-2C, 802.11ac VHT80, Channel No.: 122

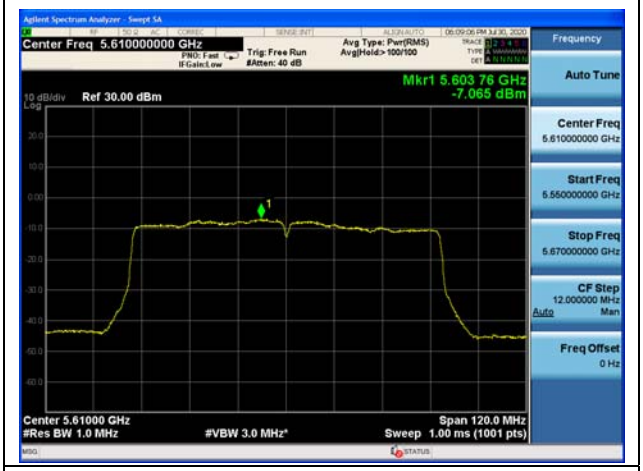


U-NII-2C, 802.11ac VHT80, Channel No.: 138

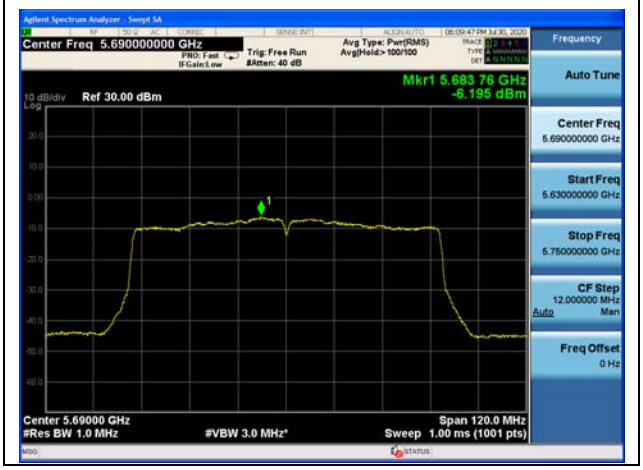



*This report shall not be reproduced except in full, without the written approval of TA Technology (Shanghai) Co., Ltd.*

U-NII-3, 802.11n HT20, Channel No.: 149

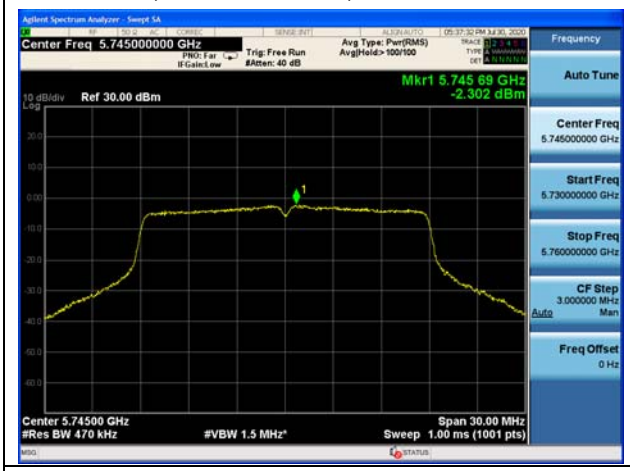


U-NII-3, 802.11ac VHT20, Channel No.: 149

U-NII-3, 802.11n HT20, Channel No.: 157

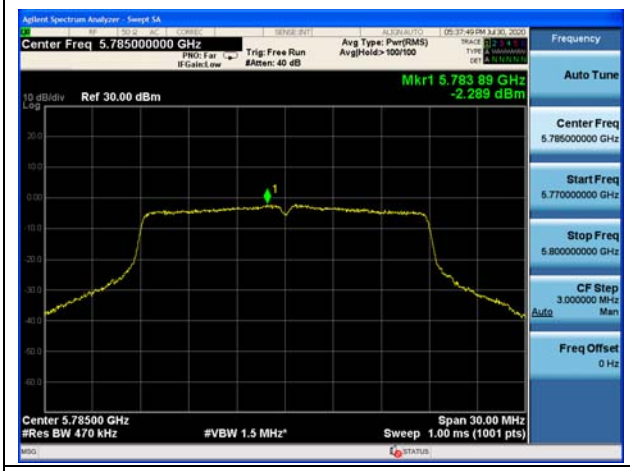


U-NII-3, 802.11ac VHT20, Channel No.: 157

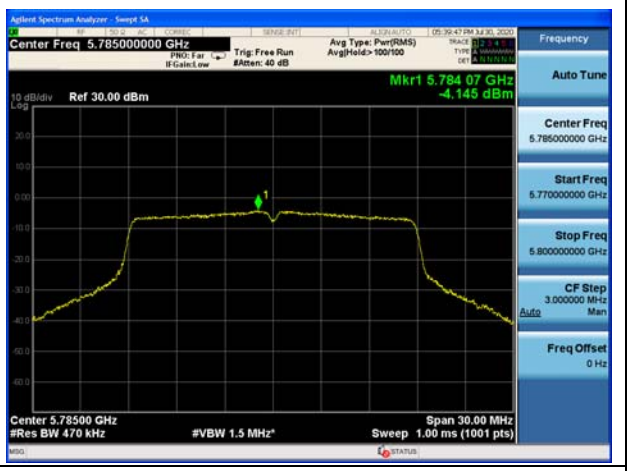


U-NII-3, 802.11n HT20, Channel No.: 165

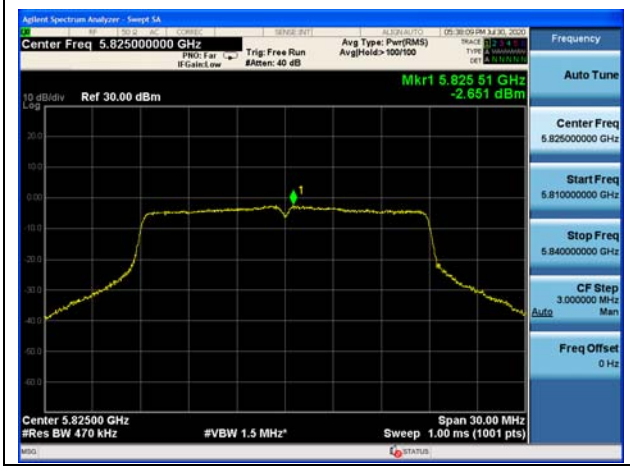


U-NII-3, 802.11ac VHT20, Channel No.: 165

*This report shall not be reproduced except in full, without the written approval of TA Technology (Shanghai) Co., Ltd.*

U-NII-3, 802.11n HT40, Channel No.: 151

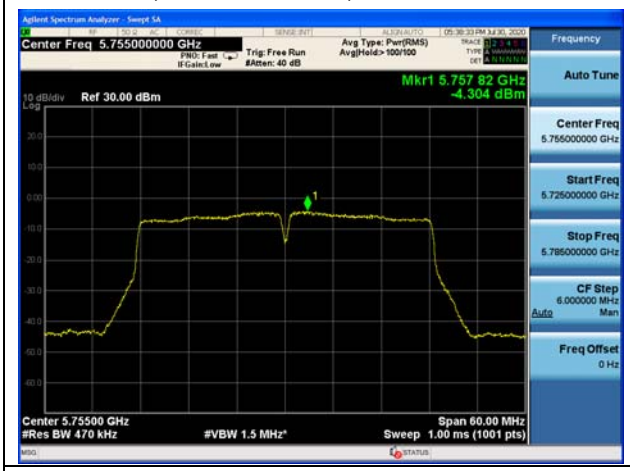


U-NII-3, 802.11ac VHT40, Channel No.: 151

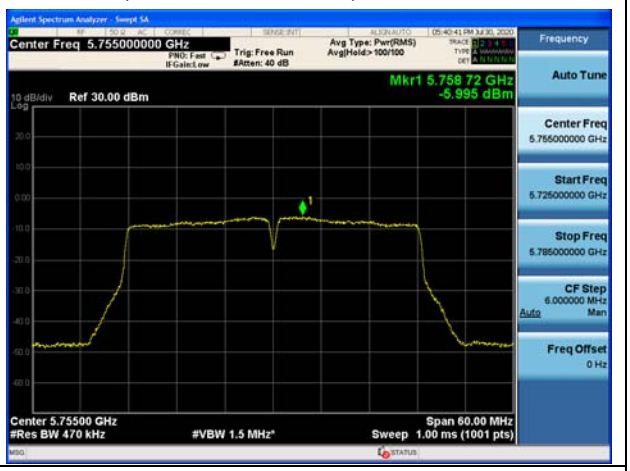


U-NII-3, 802.11n HT40, Channel No.: 159

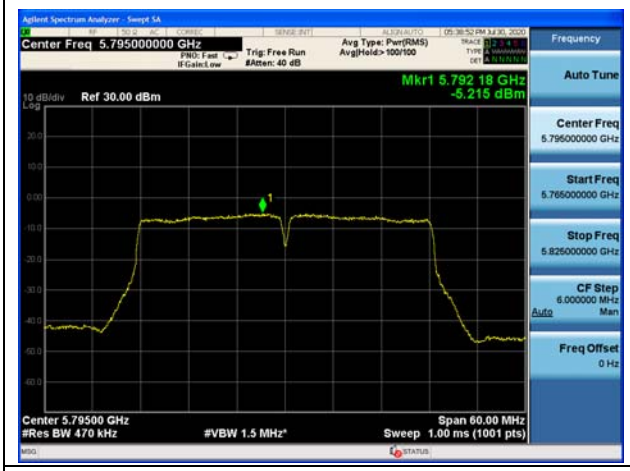


U-NII-3, 802.11ac VHT40, Channel No.: 159

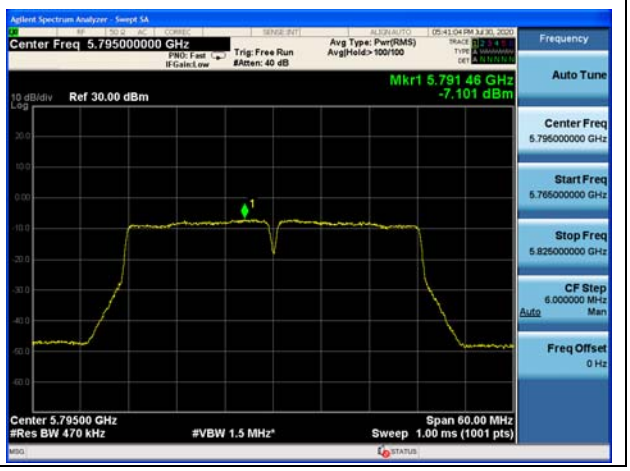


U-NII-3, 802.11ac VHT80, Channel No.: 155

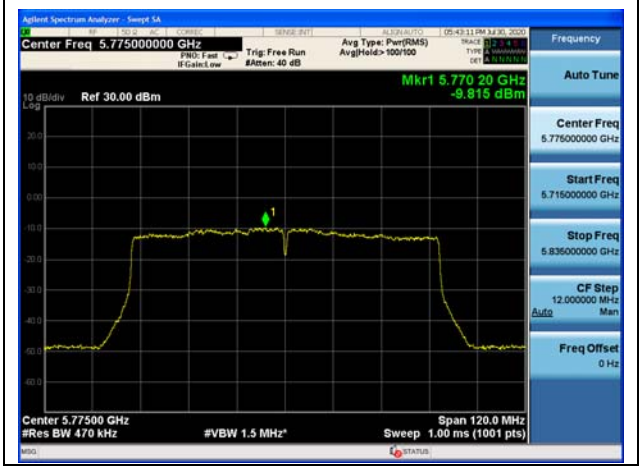



*This report shall not be reproduced except in full, without the written approval of TA Technology (Shanghai) Co., Ltd.*

## MIMO Antenna 2 with Beamforming

U-NII-1, 802.11n HT20, Channel No.: 36

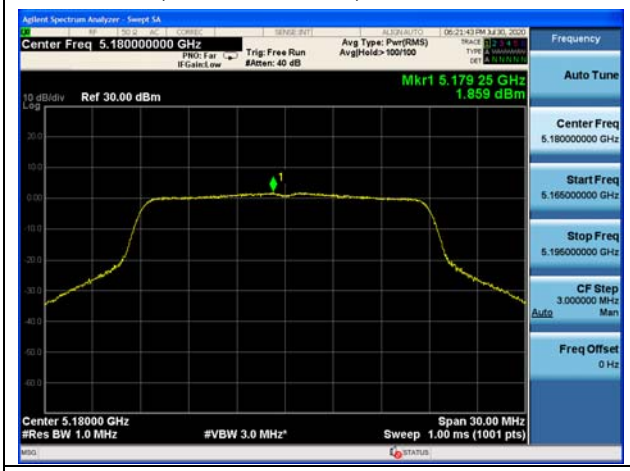


U-NII-1, 802.11ac VHT20, Channel No.: 36

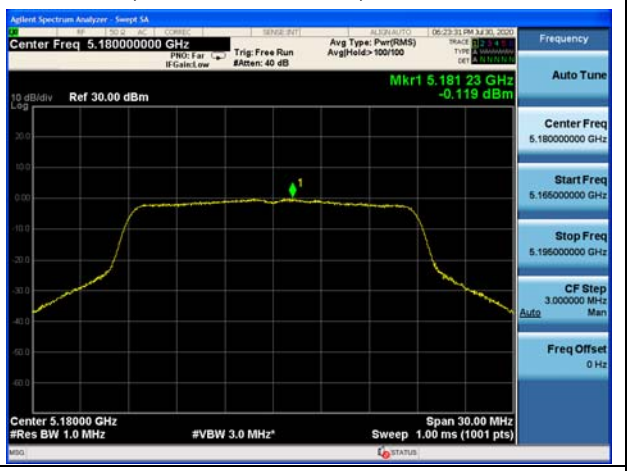


U-NII-1, 802.11n HT20, Channel No.: 40

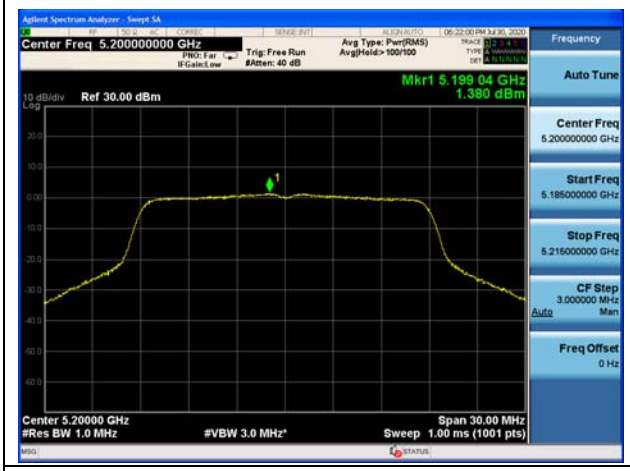


U-NII-1, 802.11ac VHT20, Channel No.: 40

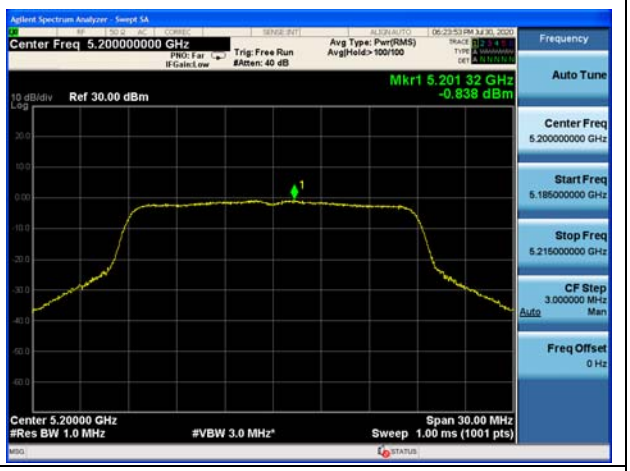


U-NII-1, 802.11n HT20, Channel No.: 48

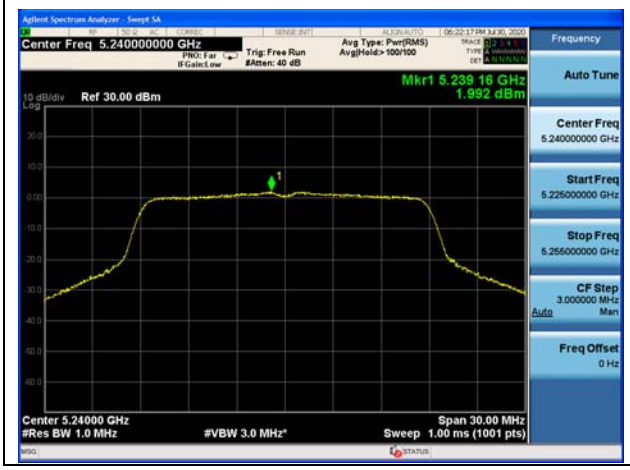


U-NII-1, 802.11ac VHT20, Channel No.: 48

*This report shall not be reproduced except in full, without the written approval of TA Technology (Shanghai) Co., Ltd.*

U-NII-1, 802.11n HT40, Channel No.: 38

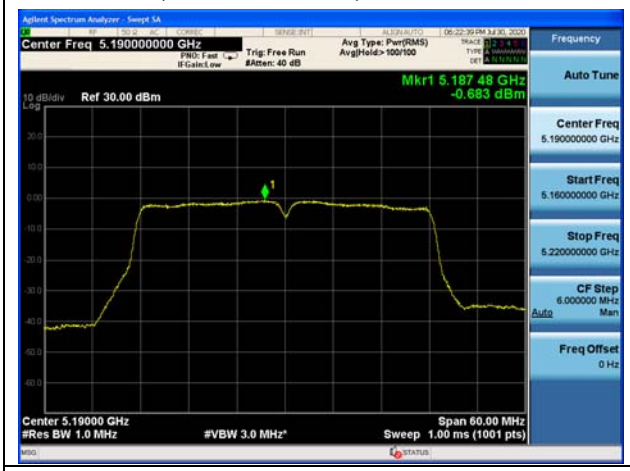


U-NII-1, 802.11ac VHT40, Channel No.: 38

U-NII-1, 802.11n HT40, Channel No.: 46

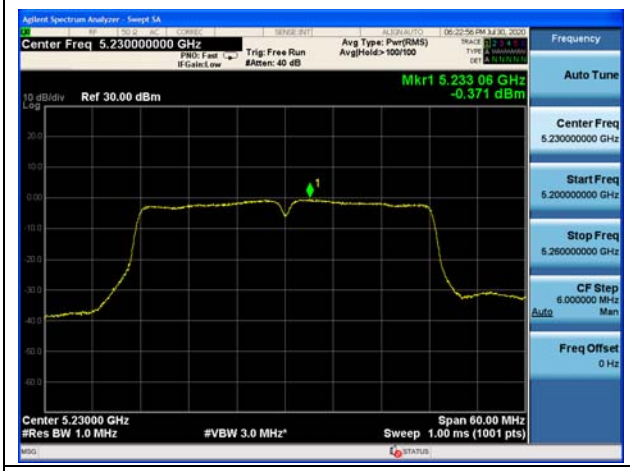


U-NII-1, 802.11ac VHT40, Channel No.: 46

U-NII-1, 802.11ac VHT80, Channel No.: 42

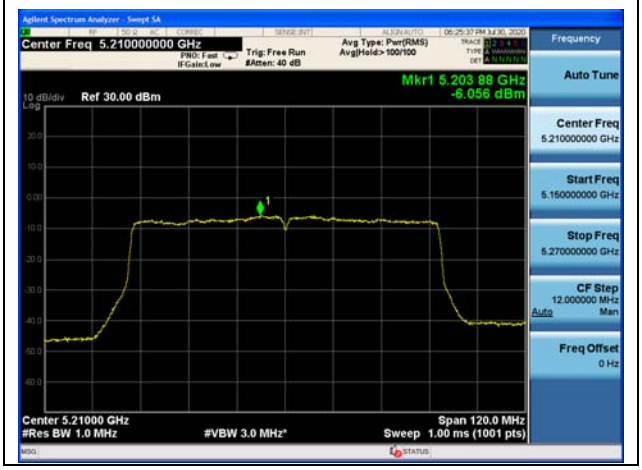



*This report shall not be reproduced except in full, without the written approval of TA Technology (Shanghai) Co., Ltd.*

U-NII-2A, 802.11n HT20, Channel No.: 52

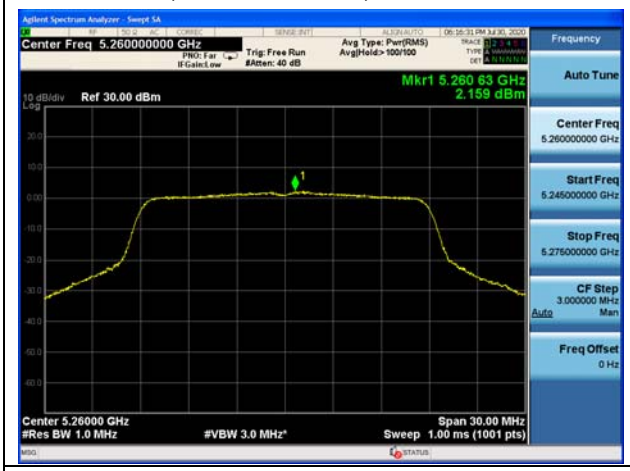


U-NII-2A, 802.11ac VHT20, Channel No.:52

U-NII-2A, 802.11n HT20, Channel No.: 60

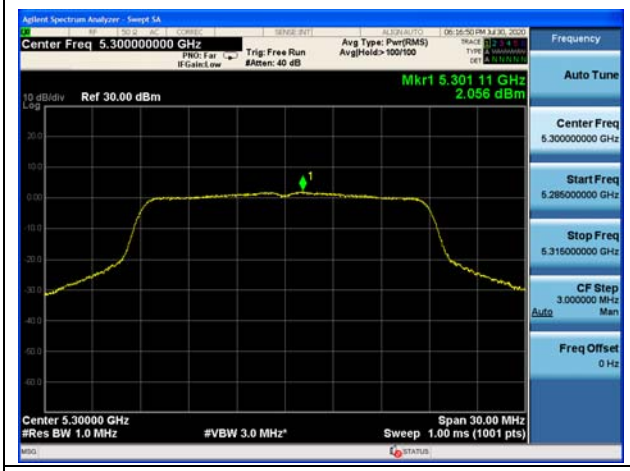


U-NII-2A, 802.11ac VHT20, Channel No.: 60

U-NII-2A, 802.11n HT20, Channel No.: 64

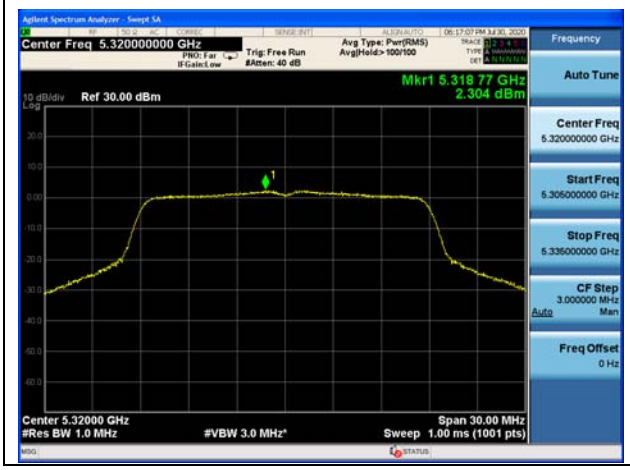


U-NII-2A, 802.11ac VHT20, Channel No.: 64

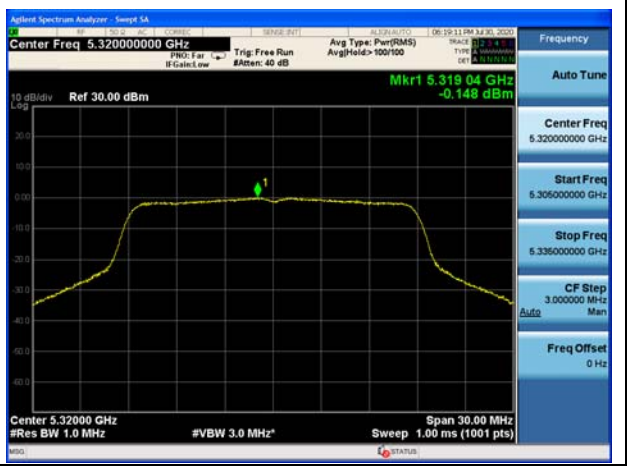



*This report shall not be reproduced except in full, without the written approval of TA Technology (Shanghai) Co., Ltd.*

U-NII-2A, 802.11n HT40, Channel No.: 54

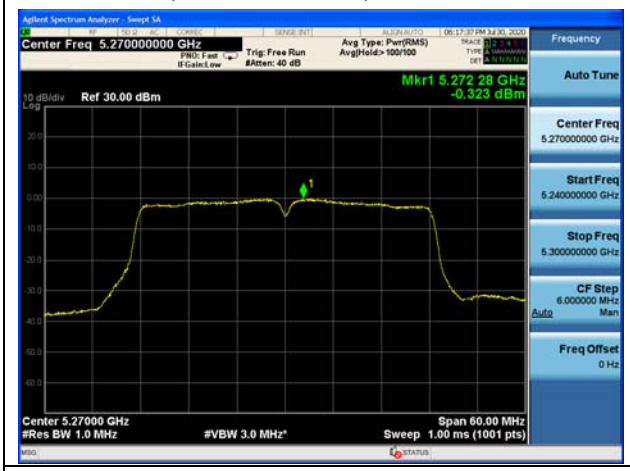


U-NII-2A, 802.11ac VHT40, Channel No.: 54

U-NII-2A, 802.11n HT40, Channel No.: 62

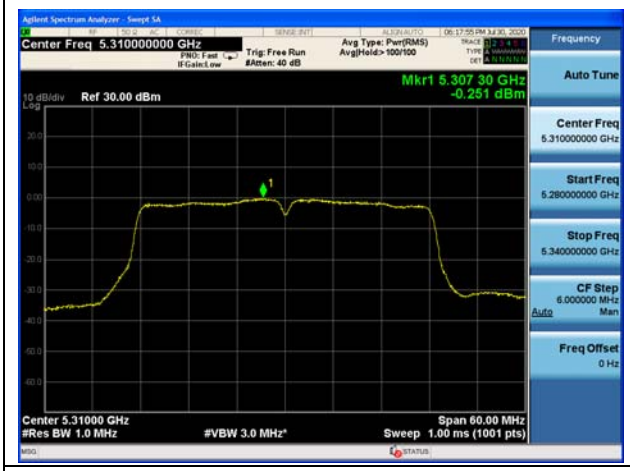


U-NII-2A, 802.11ac VHT40, Channel No.: 62

U-NII-2A, 802.11ac VHT80, Channel No.: 58

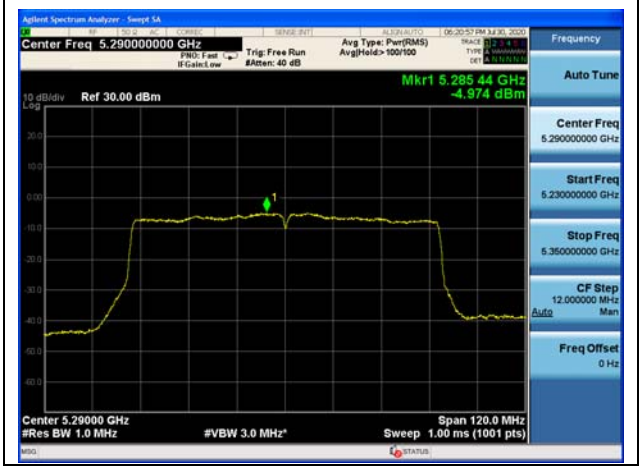



*This report shall not be reproduced except in full, without the written approval of TA Technology (Shanghai) Co., Ltd.*

U-NII-2C, 802.11n HT20, Channel No.: 100

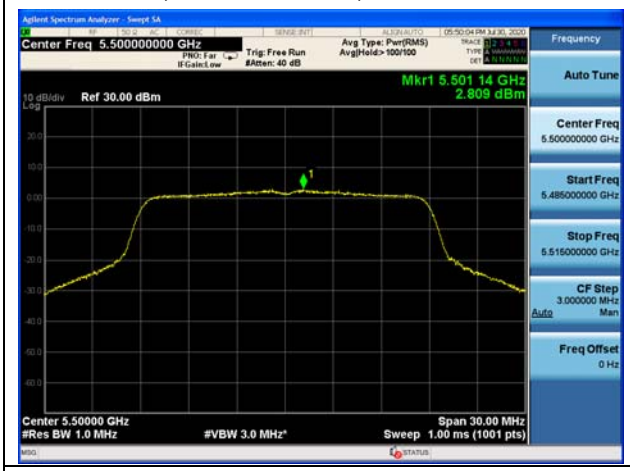


U-NII-2C, 802.11ac VHT20, Channel No.: 100

U-NII-2C, 802.11n HT20, Channel No.: 120

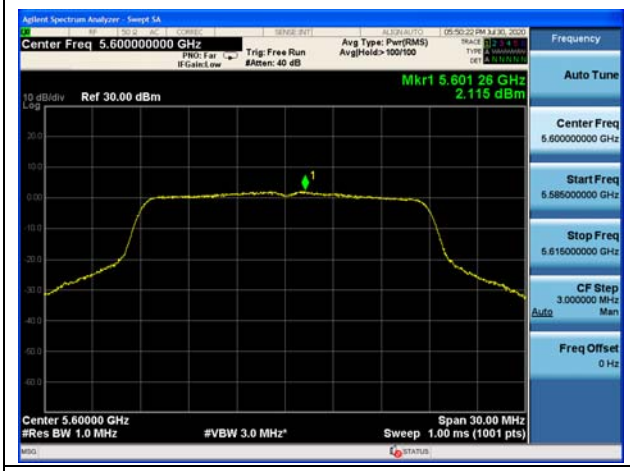


U-NII-2C, 802.11ac VHT20, Channel No.: 120

U-NII-2C, 802.11n HT20, Channel No.: 140

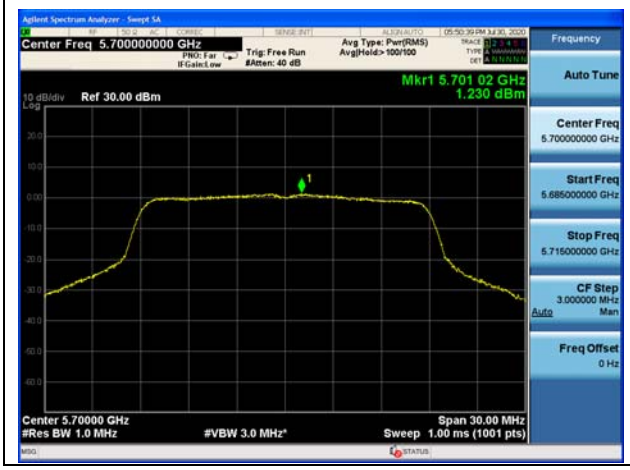


U-NII-2C, 802.11ac VHT20, Channel No.: 140

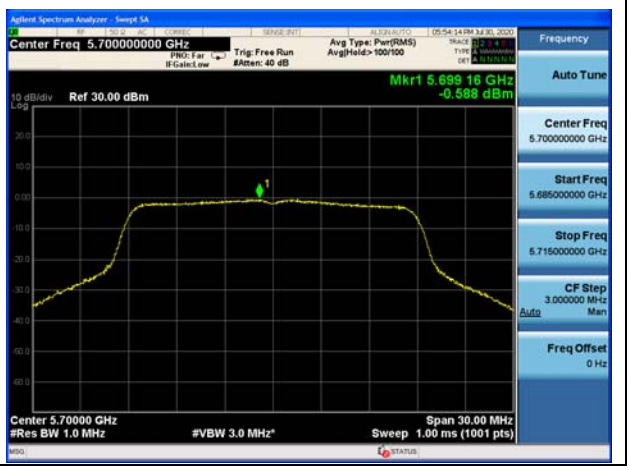



*This report shall not be reproduced except in full, without the written approval of TA Technology (Shanghai) Co., Ltd.*

U-NII-2C, 802.11n HT20, Channel No.: 144

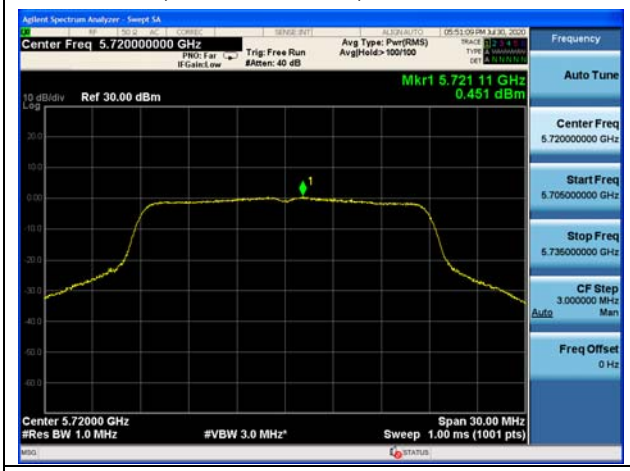


U-NII-2C, 802.11ac VHT20, Channel No.: 144

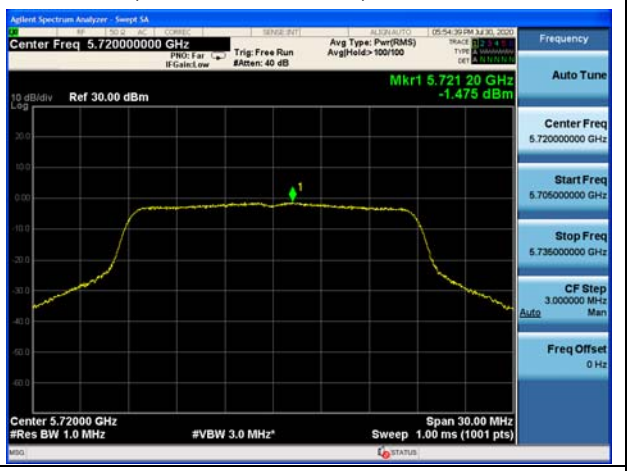


U-NII-2C, 802.11n HT40, Channel No.: 102

U-NII-2C, 802.11ac VHT40, Channel No.: 102

U-NII-2C, 802.11n HT40, Channel No.: 118

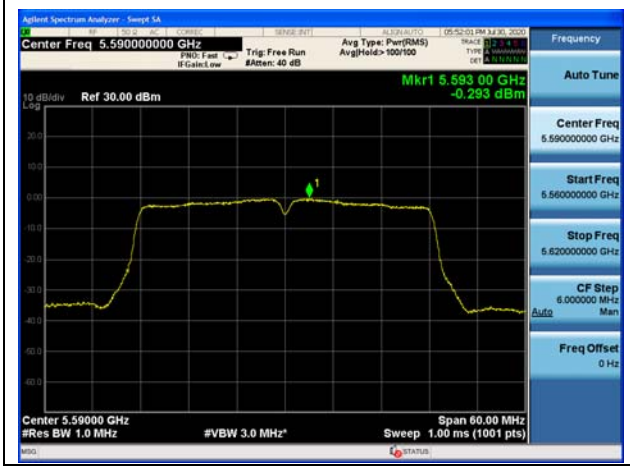


U-NII-2C, 802.11ac VHT40, Channel No.: 118

*This report shall not be reproduced except in full, without the written approval of TA Technology (Shanghai) Co., Ltd.*

U-NII-2C, 802.11n HT40, Channel No.: 134

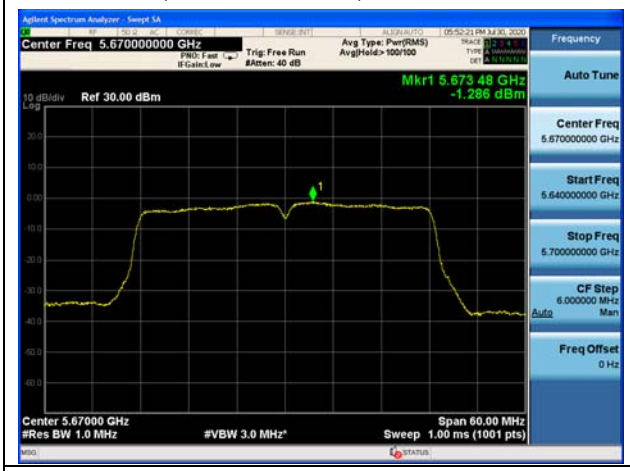


U-NII-2C, 802.11ac VHT40, Channel No.: 134

U-NII-2C, 802.11n HT40, Channel No.: 142

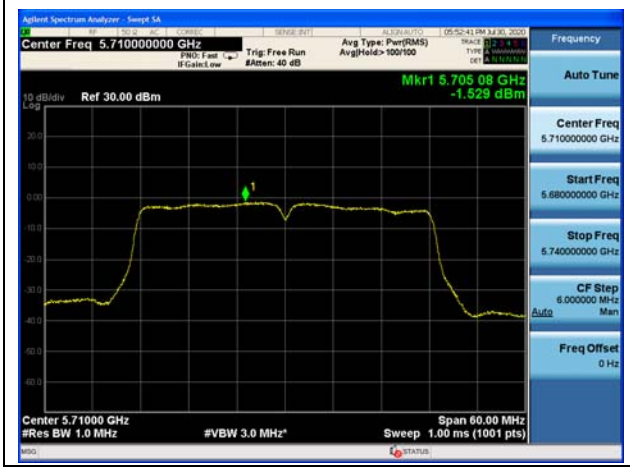


U-NII-2C, 802.11ac VHT40, Channel No.: 142

*This report shall not be reproduced except in full, without the written approval of TA Technology (Shanghai) Co., Ltd.*

U-NII-2C, 802.11ac VHT80, Channel No.: 106

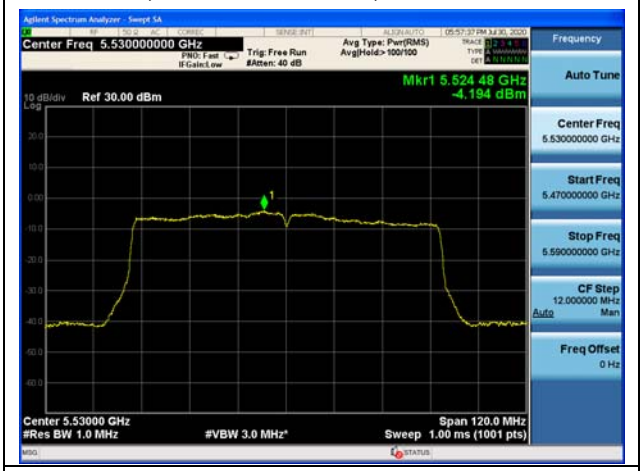


U-NII-2C, 802.11ac VHT80, Channel No.: 122

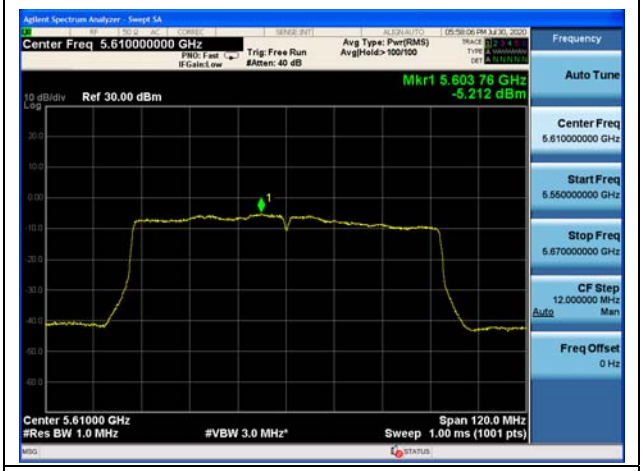


U-NII-2C, 802.11ac VHT80, Channel No.: 138

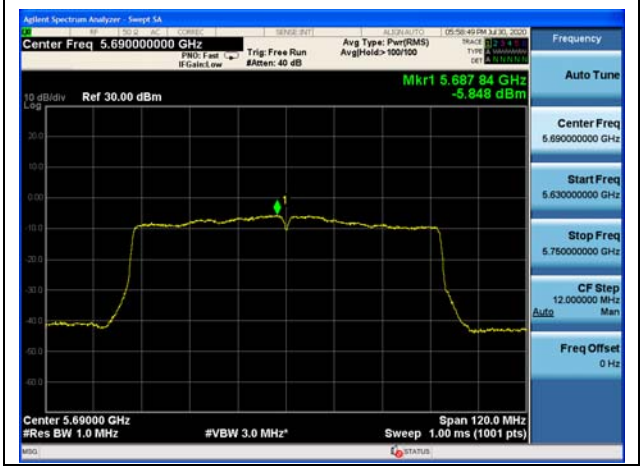



*This report shall not be reproduced except in full, without the written approval of TA Technology (Shanghai) Co., Ltd.*

U-NII-3, 802.11n HT20, Channel No.: 149

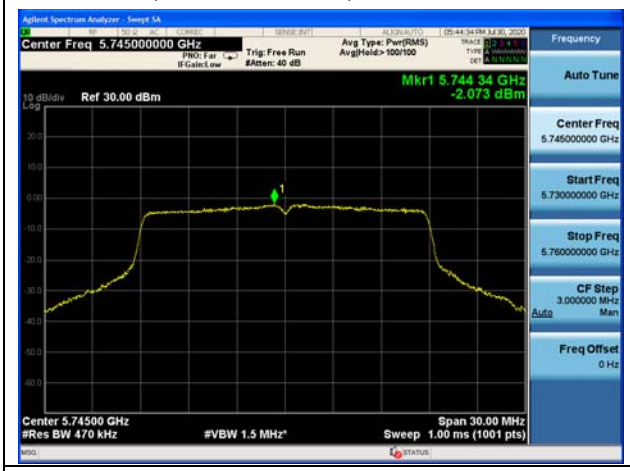


U-NII-3, 802.11ac VHT20, Channel No.: 149

U-NII-3, 802.11n HT20, Channel No.: 157

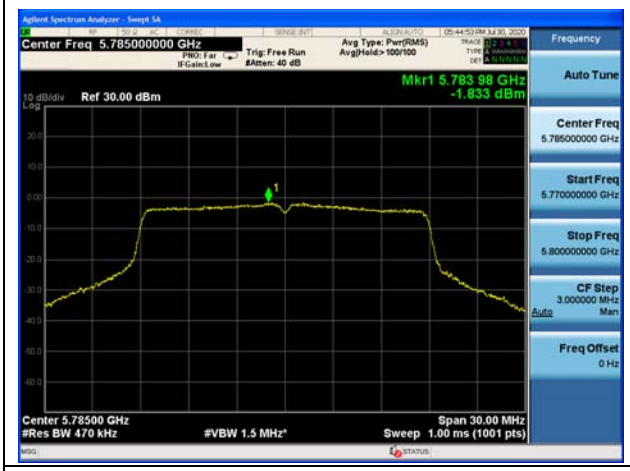


U-NII-3, 802.11ac VHT20, Channel No.: 157

U-NII-3, 802.11n HT20, Channel No.: 165

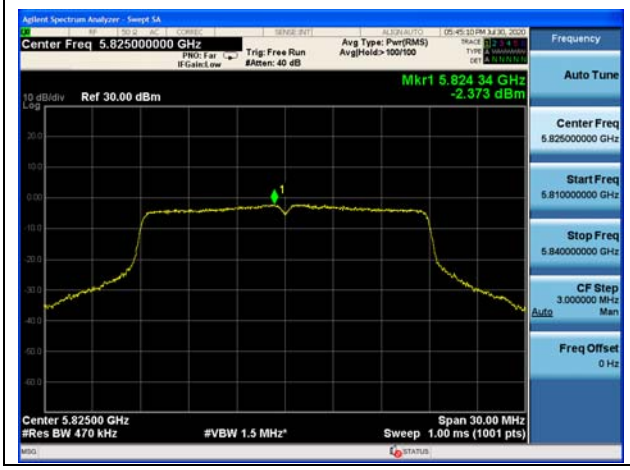


U-NII-3, 802.11ac VHT20, Channel No.: 165

*This report shall not be reproduced except in full, without the written approval of TA Technology (Shanghai) Co., Ltd.*

U-NII-3, 802.11n HT40, Channel No.: 151

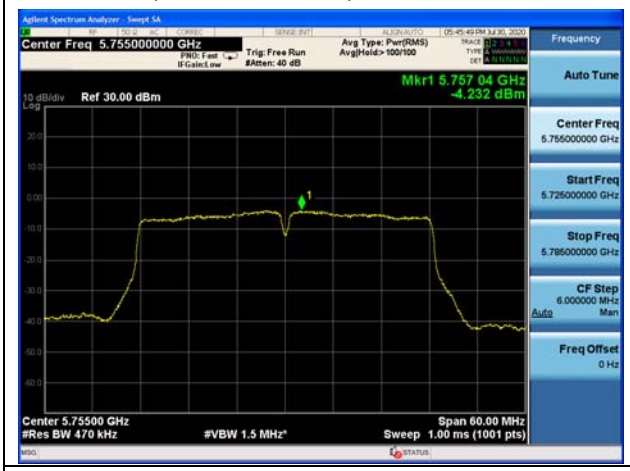


U-NII-3, 802.11ac VHT40, Channel No.: 151

U-NII-3, 802.11n HT40, Channel No.: 159

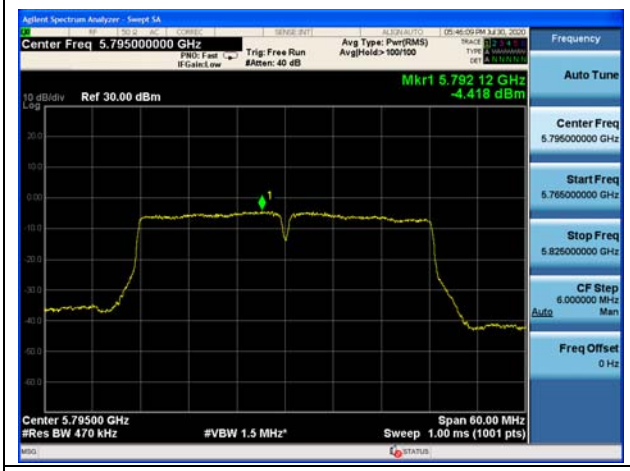


U-NII-3, 802.11ac VHT40, Channel No.: 159

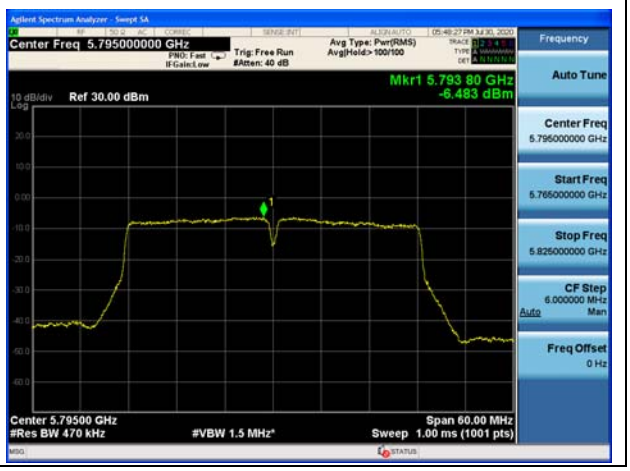


U-NII-3, 802.11ac VHT80, Channel No.: 155

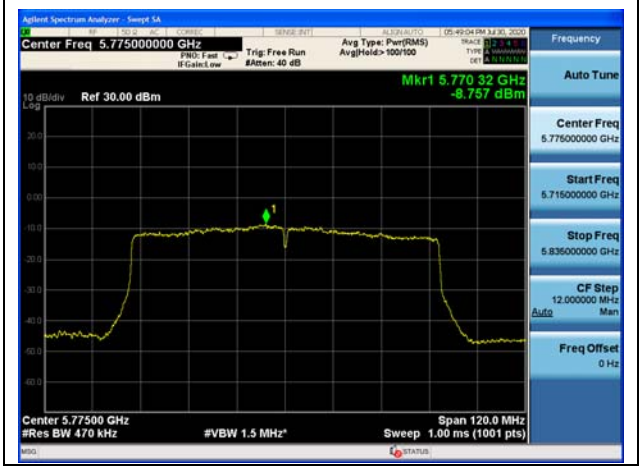



*This report shall not be reproduced except in full, without the written approval of TA Technology (Shanghai) Co., Ltd.*

## 5.5. Unwanted Emission

**Ambient condition**

| Temperature | Relative humidity | Pressure |
|---|---|---|
| 23°C ~25°C | 45%~50% | 101.5kPa |

**Method of Measurement**

The test set-up was made in accordance to the general provisions of ANSI C63.10-2013. The Equipment Under Test (EUT) was set up on a non-conductive table in the semi-anechoic chamber. The test was performed at the distance of 3 m between the EUT and the receiving antenna. The radiated emissions measurements were made in a typical installation configuration.
Sweep the whole frequency band range from 9kHz to the 10th harmonic of the carrier, and the emissions less than 20 dB below the permissible value are reported.

During the test, the height of receive antenna shall be moved from 1 to 4 meters, and the antenna shall be performed under horizontal and vertical polarization. The turntable shall be rotated from 0 to 360 degrees for detecting the maximum of radiated spurious signal level. The measurements shall be repeated with orthogonal polarization of the test antenna. The data of cable loss and antenna factor has been calibrated in full testing frequency range before the testing.
Set the spectrum analyzer in the following:
9kHz~150 kHz
RBW=200Hz, VBW=1kHz/ Sweep=AUTO
150 kHz~30MHz
RBW=9KHz, VBW=30KHz,/ Sweep=AUTO
Below 1GHz
RBW=100kHz / VBW=300kHz / Sweep=AUTO
a) Peak emission levels are measured by setting the instrument as follows:
Above 1GHz
PEAK: RBW=1MHz VBW=3MHz/ Sweep=AUTO
b) Average emission levels are measured by setting the instrument as follows:
Above 1GHz
AVERAGE: RBW=1MHz / VBW=3MHz / Sweep=AUTO
c) Detector: The measurements employing a CISPR quasi-peak detector except for the frequency bands 9-90 kHz, 110-490 kHz and above 1000 MHz. Radiated emission limits in these three bands are based on measurements employing an average detector.
d) Averaging type = power (i.e., rms) (As an alternative, the detector and averaging type may be set for linear voltage averaging. Some instruments require linear display mode to use linear voltage averaging. Log or dB averaging shall not be used.)
e) Sweep time = auto.
f) Perform a trace average of at least 100 traces if the transmission is continuous. If the transmission is not continuous, then the number of traces shall be increased by a factor of 1 / D, where D is the duty cycle. For example, with 50% duty cycle, at least 200 traces shall be averaged. (If a specific


*This report shall not be reproduced except in full, without the written approval of TA Technology (Shanghai) Co., Ltd.*

emission is demonstrated to be continuous—i.e., 100% duty cycle—then rather than turning ON and OFF with the transmit cycle, at least 100 traces shall be averaged.)

g) If tests are performed with the EUT transmitting at a duty cycle less than 98%, then a correction factor shall be added to the measurement results prior to comparing with the emission limit, to compute the emission level that would have been measured had the test been performed at 100% duty cycle. The correction factor is computed as follows:

1) If power averaging (rms) mode was used in the preceding step e), then the correction factor is [10 log (1 / D)], where D is the duty cycle. For example, if the transmit duty cycle was 50%, then 3 dB shall be added to the measured emission levels.

2) If linear voltage averaging mode was used in the preceding step e), then the correction factor is [20 log (1 / D)], where D is the duty cycle. For example, if the transmit duty cycle was 50%, then 6 dB shall be added to the measured emission levels.

3) If a specific emission is demonstrated to be continuous (100% duty cycle) rather than turning ON and OFF with the transmit cycle, then no duty cycle correction is required for that emission.

Reduce the video bandwidth until no significant variations in the displayed signal are observed in subsequent traces, provided the video bandwidth is no less than 1 Hz. For regulatory requirements that specify averaging only over the transmit duration (e.g., digital transmission system [DTS] and Unlicensed National Information Infrastructure [U-NII]), the video bandwidth shall be greater than [1 / (minimum transmitter on time)] and no less than 1 Hz.

The field strength of spurious emission was measured in the following position: EUT stand-up position (Z axis), lie-down position (X, Y axis). The worst emission was found in stand-up position (Z axis) and the loop antenna is vertical, others antenna are vertical and horizontal.

The test is in transmitting mode.


*This report shall not be reproduced except in full, without the written approval of TA Technology (Shanghai) Co., Ltd.*

**9KHz~~~30MHz**

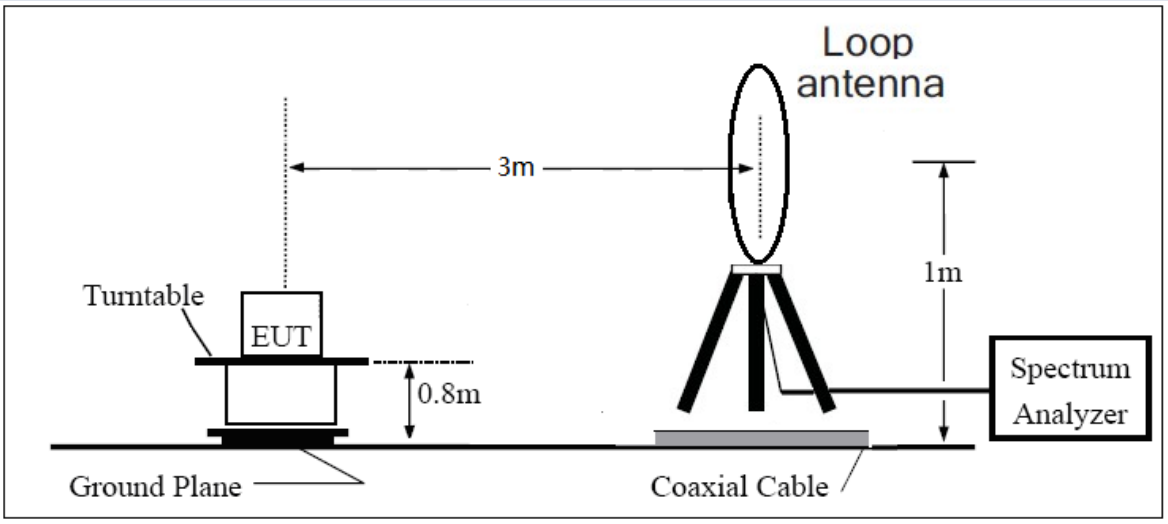


**30MHz~~~ 1GHz**

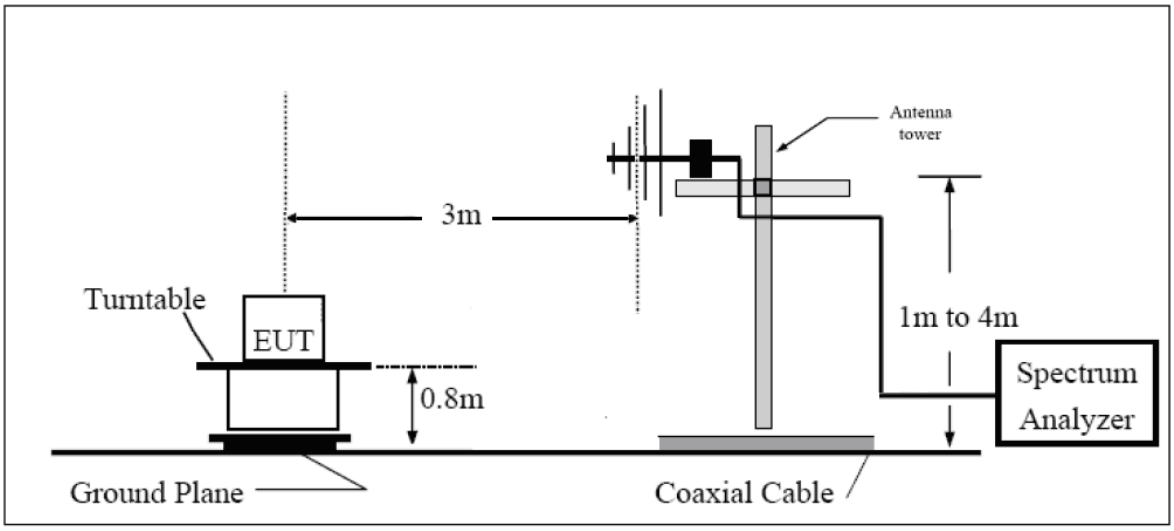


**Above 1GHz**

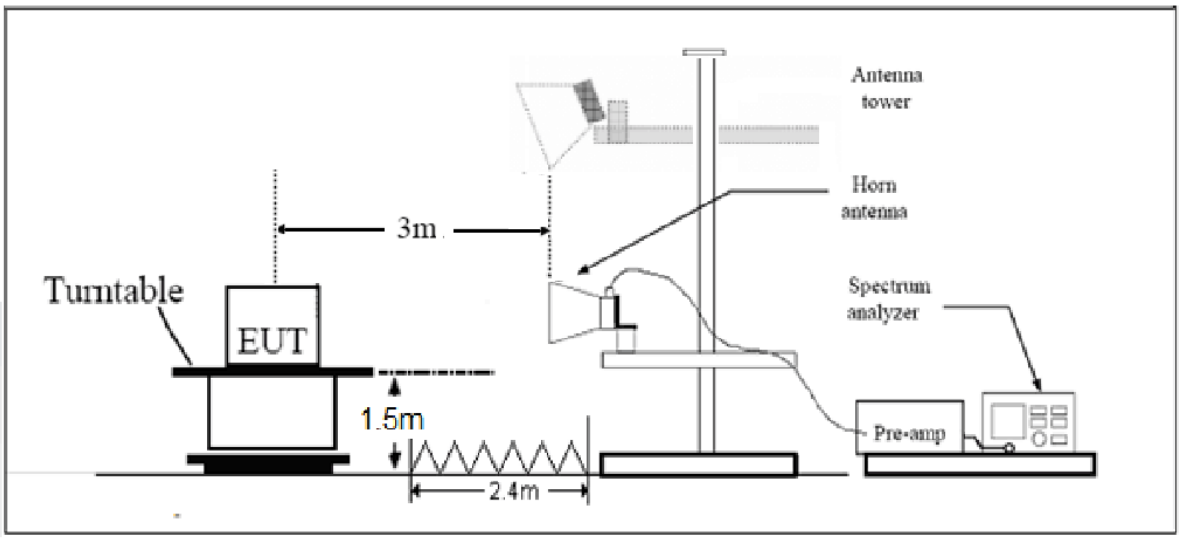


Note: Area side:2.4mX3.6m


*This report shall not be reproduced except in full, without the written approval of TA Technology (Shanghai) Co., Ltd.*

**Limits**

(1) For transmitters operating in the 5725-5850 MHz band: All emissions shall be limited to a level of −27 dBm/MHz at 75 MHz or more above or below the band edge increasing linearly to 10 dBm/MHz at 25 MHz above or below the band edge, and from 25 MHz above or below the band edge increasing linearly to a level of 15.6 dBm/MHz at 5 MHz above or below the band edge, and from 5 MHz above or below the band edge increasing linearly to a level of 27 dBm/MHz at the band edge.

(2) For transmitters operating in the 5.15-5.25 GHz band: All emissions outside of the 5.15-5.35 GHz band shall not exceed an e.i.r.p. of −27 dBm/MHz(68.2dBμV/m).

(3) For transmitters operating in the 5.25-5.35 GHz band: All emissions outside of the 5.15-5.35 GHz band shall not exceed an e.i.r.p. of −27 dBm/MHz(68.2dBμV/m).

(4) For transmitters operating in the 5.47-5.725 GHz band: All emissions outside of the 5.47-5.725 GHz band shall not exceed an e.i.r.p. of −27 dBm/MHz(68.2dBμV/m).

Note: the following formula is used to convert the EIRP to field strength

§1、E[dBμV/m] = EIRP[dBm] - 20 log(d[meters]) + 104.77, where E = field strength and

d = distance at which field strength limit is specified in the rules;

§2、E[dBμV/m] = EIRP[dBm] + 95.2, for d = 3 meters

(5) Unwanted spurious emissions fallen in restricted bands per FCC Part15.205 shall comply with the general field strength limits set forth in § 15.209 as below table.

| Frequency of emission (MHz) | Field strength(uV/m) | Field strength(dBuV/m) |
|---|---|---|
| 0.009–0.490 | 2400/F(kHz) | / |
| 0.490–1.705 | 24000/F(kHz) | / |
| 1.705–30.0 | 30 | / |
| 30-88 | 100 | 40 |
| 88-216 | 150 | 43.5 |
| 216-960 | 200 | 46 |
| Above960 | 500 | 54 |


*This report shall not be reproduced except in full, without the written approval of TA Technology (Shanghai) Co., Ltd.*

| MHz | MHz | MHz | GHz |
|---|---|---|---|
| 0.090 - 0.110 | 16.42 - 16.423 | 399.9 - 410 | 4.5 - 5.15 |
| [1]0.495 - 0.505 | 16.69475 - 16.69525 | 608 - 614 | 5.35 - 5.46 |
| 2.1735 - 2.1905 | 16.80425 - 16.80475 | 960 - 1240 | 7.25 - 7.75 |
| 4.125 - 4.128 | 25.5 - 25.67 | 1300 - 1427 | 8.025 - 8.5 |
| 4.17725 - 4.17775 | 37.5 - 38.25 | 1435 - 1626.5 | 9.0 - 9.2 |
| 4.20725 - 4.20775 | 73 - 74.6 | 1645.5 - 1646.5 | 9.3 - 9.5 |
| 6.215 - 6.218 | 74.8 - 75.2 | 1660 - 1710 | 10.6 - 12.7 |
| 6.26775 - 6.26825 | 108 - 121.94 | 1718.8 - 1722.2 | 13.25 - 13.4 |
| 6.31175 - 6.31225 | 123 - 138 | 2200 - 2300 | 14.47 - 14.5 |
| 8.291 - 8.294 | 149.9 - 150.05 | 2310 - 2390 | 15.35 - 16.2 |
| 8.362 - 8.366 | 156.52475 - 156.52525 | 2483.5 - 2500 | 17.7 - 21.4 |
| 8.37625 - 8.38675 | 156.7 - 156.9 | 2690 - 2900 | 22.01 - 23.12 |
| 8.41425 - 8.41475 | 162.0125 - 167.17 | 3260 - 3267 | 23.6 - 24.0 |
| 12.29 - 12.293 | 167.72 - 173.2 | 3332 - 3339 | 31.2 - 31.8 |
| 12.51975 - 12.52025 | 240 - 285 | 3345.8 - 3358 | 36.43 - 36.5 |
| 12.57675 - 12.57725 | 322 - 335.4 | 3600 - 4400 | ([2]) |
| 13.36 - 13.41 | | | |

**Measurement Uncertainty**

The assessed measurement uncertainty to ensure 95% confidence level for the normal distribution is with the coverage factor *k* = 1.96.

| Frequency | Uncertainty |
|---|---|
| 9KHz-30MHz | 3.55 dB |
| 30MHz-200MHz | 4.17 dB |
| 200MHz-1GHz | 4.84 dB |
| 1-18GHz | 4.35 dB |
| 18-26.5GHz | 5.90 dB |
| 26.5GHz~40GHz | 5.92 dB |


*This report shall not be reproduced except in full, without the written approval of TA Technology (Shanghai) Co., Ltd.*

**Test Results:**

The modulation and bandwidth are similar for 802.11n mode for 20MHz/40MHz and 802.11ac mode for V20MHz/V40MHz, therefore investigated worst case to representative mode in test report.

**The signal beyond the limit is carrier.**

**U-NII-1**

**802.11a-Channel 36: Peak**

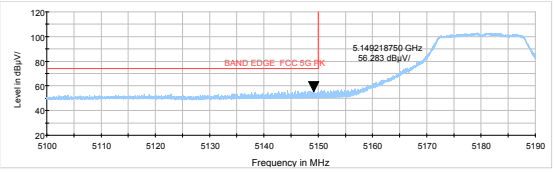


**802.11a-Channel 48: Peak**

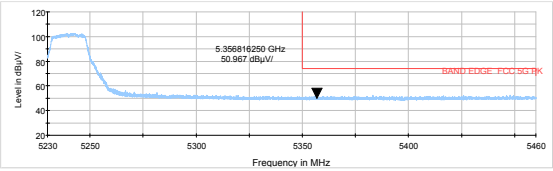


**802.11a-Channel 36: Average**

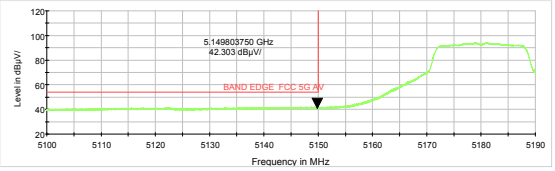


**802.11a-Channel 48: Average**

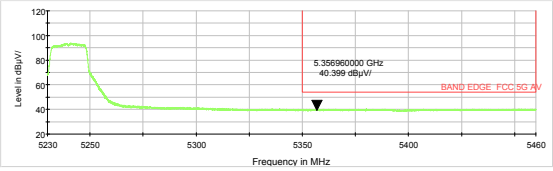


**802.11n HT20-Channel 36: Peak**

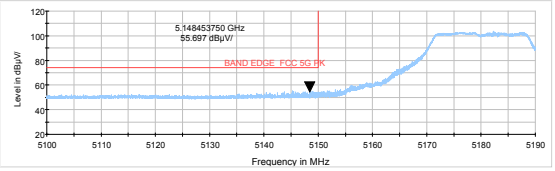


**802.11n HT20-Channel 48: Peak**

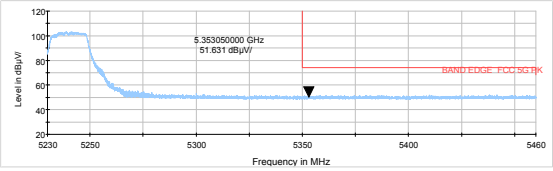


**802.11n HT20-Channel 36: Average**

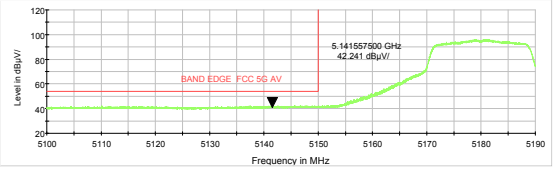


**802.11n HT20-Channel 48: Average**

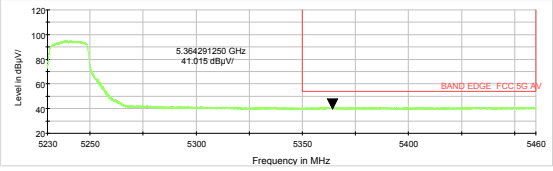



*This report shall not be reproduced except in full, without the written approval of TA Technology (Shanghai) Co., Ltd.*

| 802.11n HT40-Channel 38: Peak | 802.11n HT40-Channel 46: Peak |
|---|---|
| 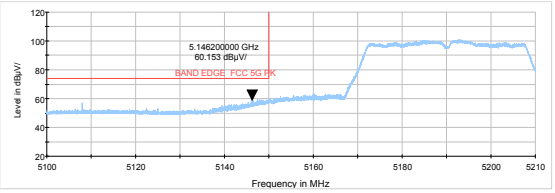 | 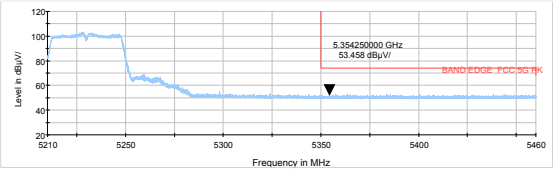 |
| **802.11n HT40-Channel 38: Average** | **802.11n HT40-Channel 46: Average** |
| 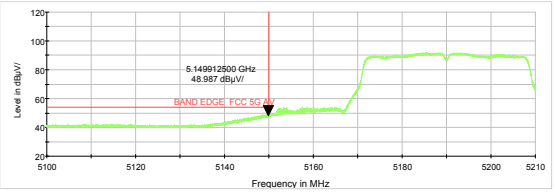 | 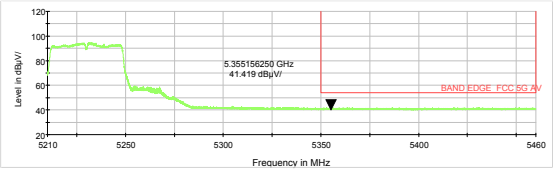 |
| **802.11ac VHT80 –Channel 42: Peak** | **802.11ac VHT80- Channel 42: Average** |
| 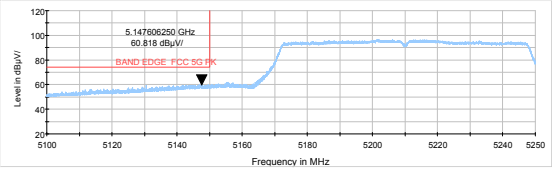 | 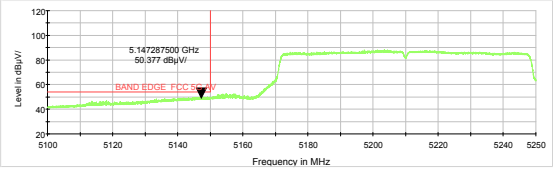 |


*This report shall not be reproduced except in full, without the written approval of TA Technology (Shanghai) Co., Ltd.*

## U-NII-2A

### 802.11a-Channel 52: Peak

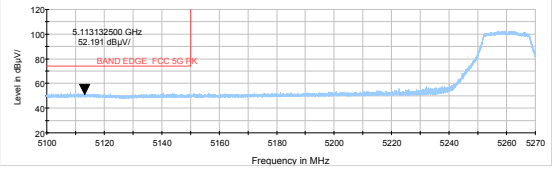


### 802.11a-Channel 64: Peak

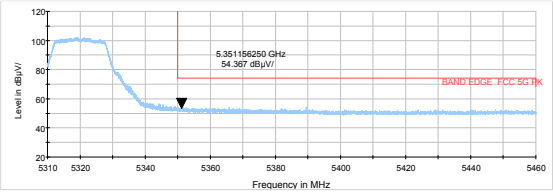


### 802.11a-Channel 52: Average

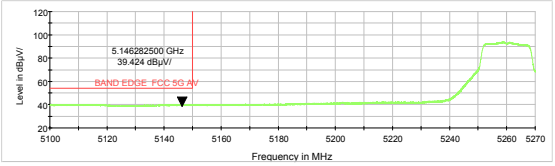


### 802.11a-Channel 64: Average

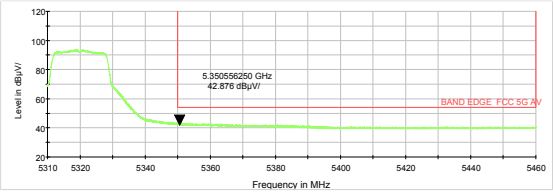


### 802.11n HT20-Channel 52: Peak

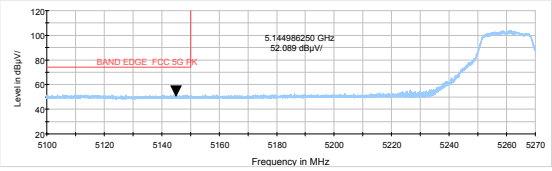


### 802.11n HT20-Channel 64: Peak

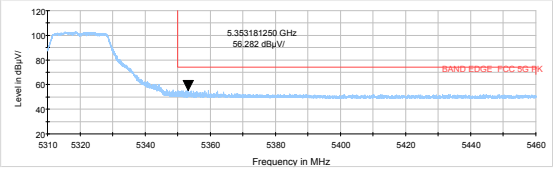


### 802.11n HT20-Channel 52: Average

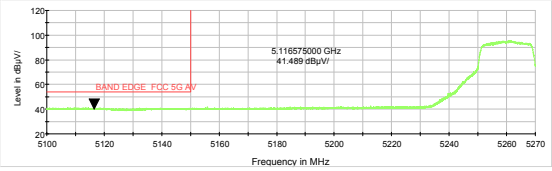


### 802.11n HT20-Channel 64: Average

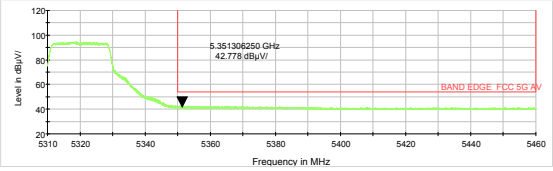



*This report shall not be reproduced except in full, without the written approval of TA Technology (Shanghai) Co., Ltd.*

## 802.11n HT40-Channel 54: Peak

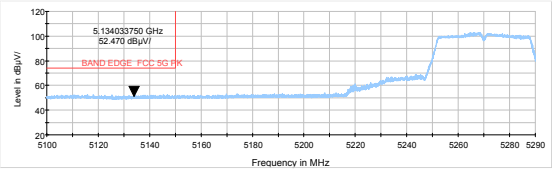


## 802.11n HT40-Channel 62: Peak

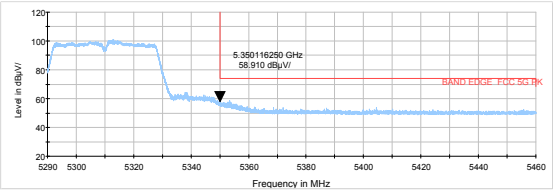


## 802.11n HT40-Channel 54: Average

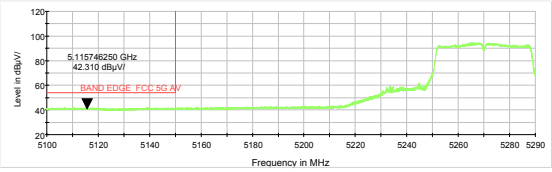


## 802.11n HT40-Channel 62: Average

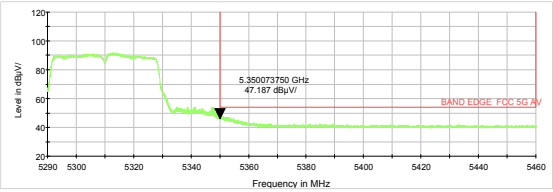


## 802.11ac VHT80 –Channel 58: Peak

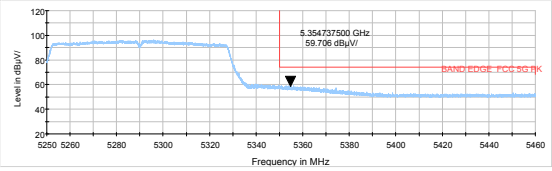


## 802.11ac VHT80- Channel 58: Average

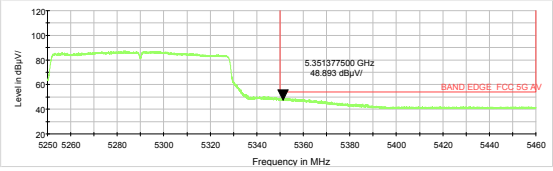



*This report shall not be reproduced except in full, without the written approval of TA Technology (Shanghai) Co., Ltd.*

## U-NII-2C

### 802.11a-Channel 100: Peak

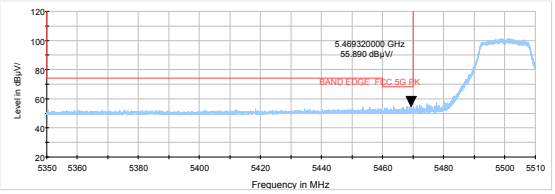


### 802.11n HT20-Channel 100: Peak

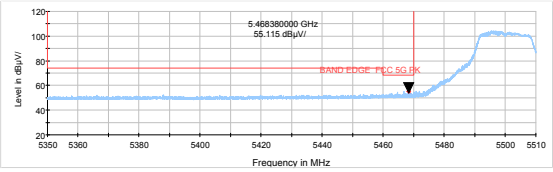


### 802.11a-Channel 100: Average

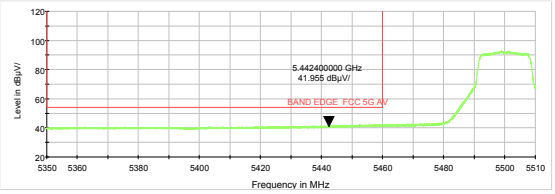


### 802.11n HT20-Channel 100: Average

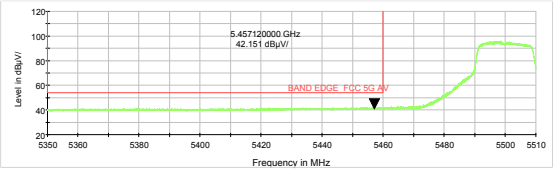


### 802.11a-Channel 140: Peak

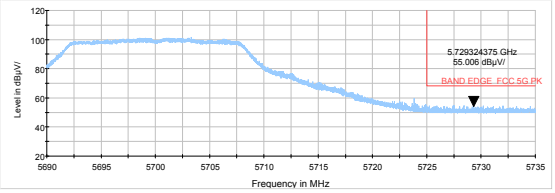


### 802.11n HT20-Channel 140: Peak

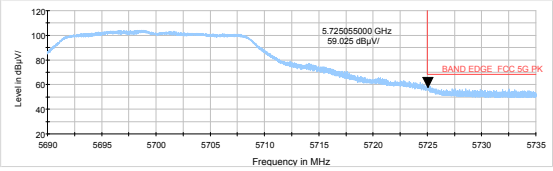



*This report shall not be reproduced except in full, without the written approval of TA Technology (Shanghai) Co., Ltd.*

## 802.11n HT40-Channel 102: Peak

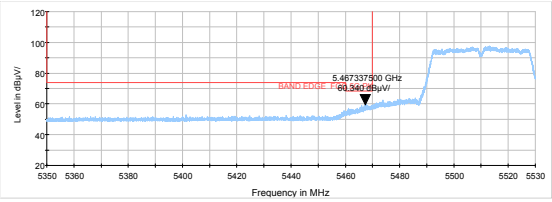


## 802.11ac VHT80 –Channel 106: Peak

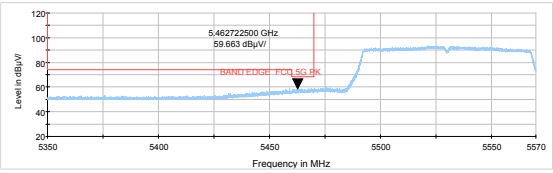


## 802.11n HT40-Channel 102: Average

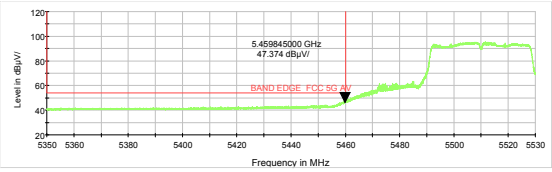


## 802.11ac VHT80- Channel 106: Average

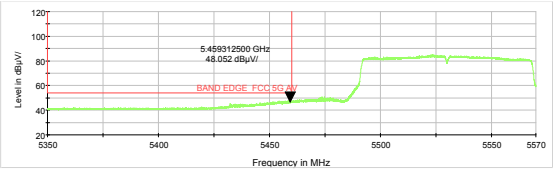


## 802.11n HT40-Channel 134: Peak

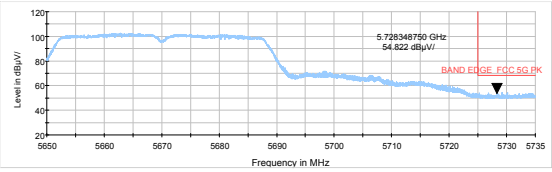


## 802.11ac VHT80-Channel 122: Peak

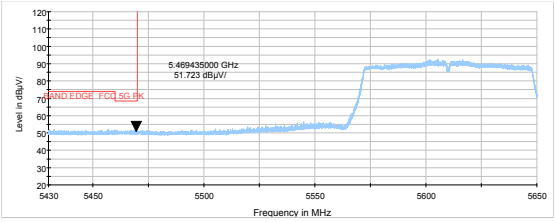



*This report shall not be reproduced except in full, without the written approval of TA Technology (Shanghai) Co., Ltd.*

## U-NII-3

### 802.11a-Channel 149: Peak

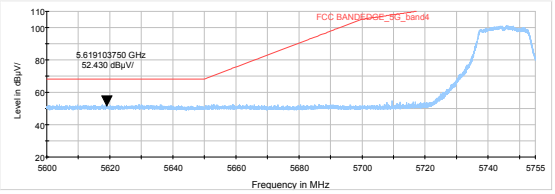


### 802.11a-Channel 165: Peak

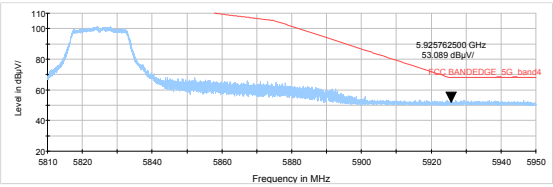


### 802.11n HT20-Channel 149: Peak

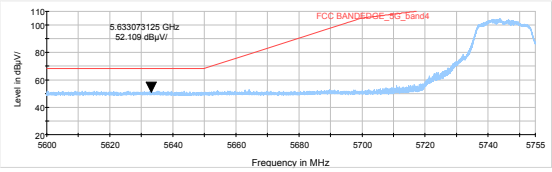


### 802.11n HT20-Channel 165: Peak

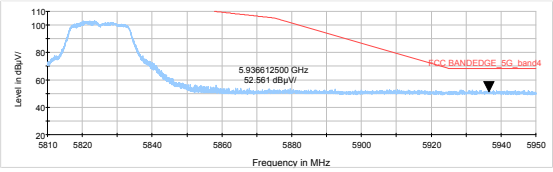


### 802.11n HT40-Channel 151: Peak

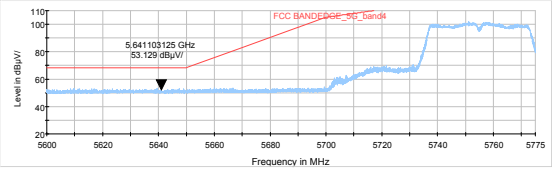


### 802.11n HT40-Channel 159: Peak

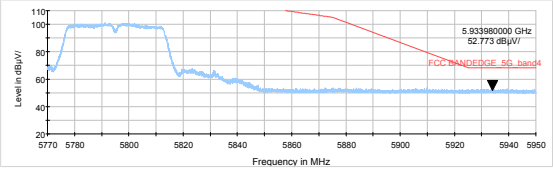


### 802.11ac VHT80- Channel 155: Peak

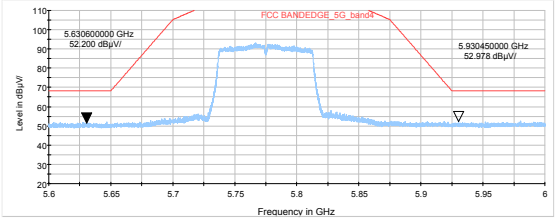



*This report shall not be reproduced except in full, without the written approval of TA Technology (Shanghai) Co., Ltd.*

**Result of RE**

**Test result**

Sweep the whole frequency band through the range from 9kHz to the 10th harmonic of the carrier, the Emissions in the frequency band 9kHz-30MHz and 26.5GHz-40GHz are more than 20dB below the limit are not reported.

**After the pretest, MIMO was selected as the worst antenna.**

During the test, the Radiates Emission from 30MHz to 1GHz was performed in all modes with all channels, 802.11a, Channel 36 are selected as the worst condition. The test data of the worst-case condition was recorded in this report.

**Continuous TX mode:**

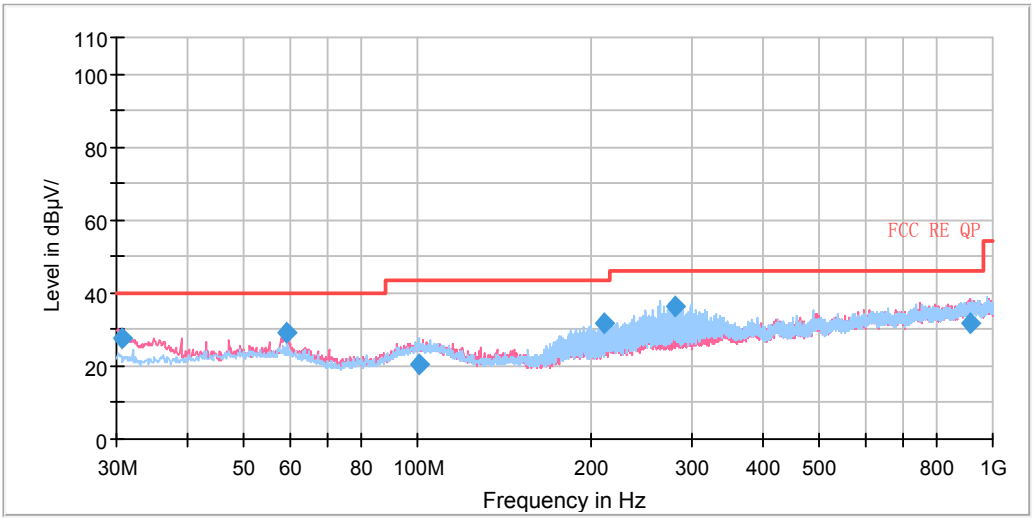


Radiates Emission from 30MHz to 1GHz

| Frequency (MHz) | Quasi-Peak (dBuV/m) | Height (cm) | Polarization | Azimuth (deg) | Correct Factor (dB) | Margin (dB) | Limit (dBuV/m) |
|---|---|---|---|---|---|---|---|
| 30.720000 | 27.48 | 100.0 | V | 190.0 | -4.5 | 12.52 | 40.00 |
| 59.382500 | 29.19 | 100.0 | V | 0.0 | -5.6 | 10.81 | 40.00 |
| 100.527500 | 20.66 | 112.0 | H | 0.0 | -4.6 | 22.84 | 43.50 |
| 210.945000 | 31.80 | 125.0 | H | 83.0 | -6.2 | 11.70 | 43.50 |
| 280.588750 | 36.44 | 100.0 | H | 110.0 | -3.7 | 9.56 | 46.00 |
| 913.705000 | 31.56 | 109.0 | V | 0.0 | 7.3 | 14.44 | 46.00 |

**Remark: 1. Correction Factor = Antenna factor+ Insertion loss(cable loss+amplifier gain)**

**2. Margin = Limit – Quasi-Peak**


*This report shall not be reproduced except in full, without the written approval of TA Technology (Shanghai) Co., Ltd.*

**802.11a CH36**

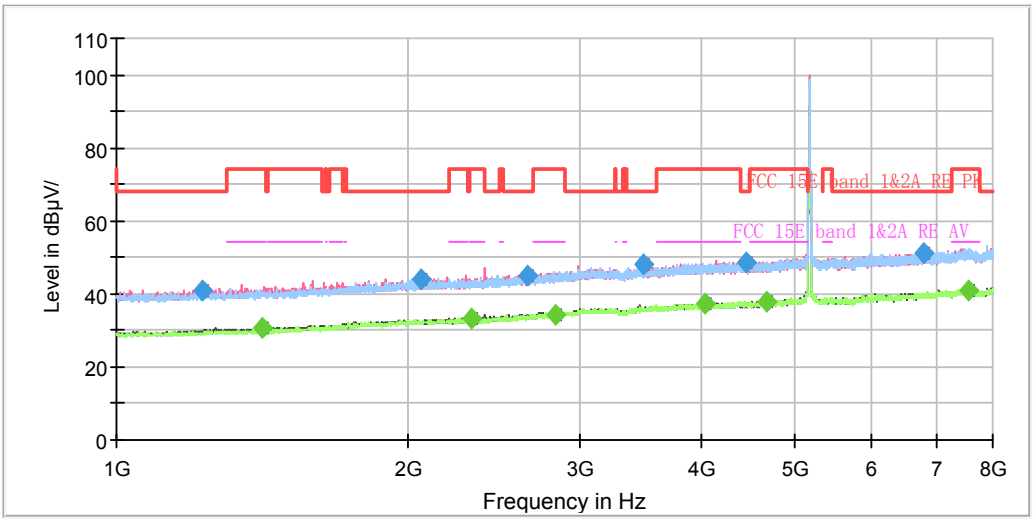


Note: The signal beyond the limit is carrier.

Radiates Emission from 1GHz to 8GHz

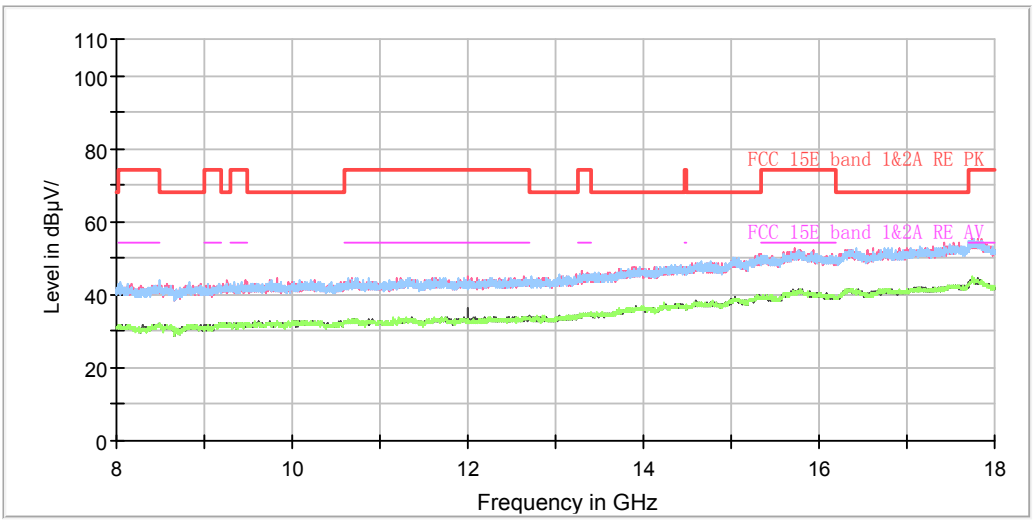


Radiates Emission from 8GHz to 18GHz


*This report shall not be reproduced except in full, without the written approval of TA Technology (Shanghai) Co., Ltd.*

| Frequency (MHz) | MaxPeak (dB μ V/m) | Average (dB μ V/m) | Limit (dB μ V/m) | Margin (dB) | Height (cm) | Pol | Azimuth (deg) | Corr. (dB) |
|---|---|---|---|---|---|---|---|---|
| 1225.750000 | 40.75 | --- | 68.20 | 27.45 | 200.0 | H | 2.0 | -7.7 |
| 1413.000000 | --- | 30.48 | 54.00 | 23.52 | 200.0 | V | 255.0 | -6.6 |
| 2062.250000 | 43.97 | --- | 68.20 | 24.23 | 100.0 | H | 275.0 | -3.1 |
| 2323.875000 | --- | 33.02 | 54.00 | 20.98 | 100.0 | V | 288.0 | -2.2 |
| 2650.250000 | 44.90 | --- | 68.20 | 23.30 | 100.0 | H | 243.0 | -0.8 |
| 2828.750000 | --- | 34.47 | 54.00 | 19.53 | 100.0 | V | 256.0 | 0.2 |
| 3496.375000 | 47.98 | --- | 68.20 | 20.22 | 100.0 | H | 59.0 | 2.3 |
| 4049.375000 | --- | 37.13 | 54.00 | 16.87 | 200.0 | V | 4.0 | 4.1 |
| 4449.250000 | 48.46 | --- | 68.20 | 19.74 | 100.0 | H | 11.0 | 4.9 |
| 4675.875000 | --- | 37.61 | 54.00 | 16.39 | 100.0 | V | 324.0 | 5.5 |
| 6789.875000 | 51.04 | --- | 68.20 | 17.16 | 200.0 | V | 197.0 | 9.0 |
| 7555.500000 | --- | 41.01 | 54.00 | 12.99 | 100.0 | V | 307.0 | 10.0 |

**Remark: 1. Correction Factor = Antenna factor+ Insertion loss (cable loss + amplifier gain)**


*This report shall not be reproduced except in full, without the written approval of TA Technology (Shanghai) Co., Ltd.*

**802.11a CH40**

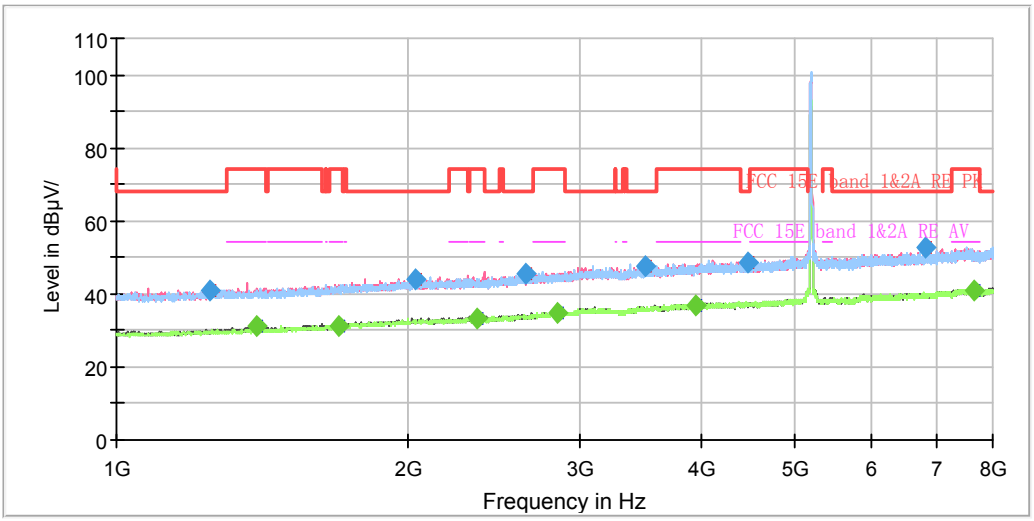


Note: The signal beyond the limit is carrier.

Radiates Emission from 1GHz to 8GHz

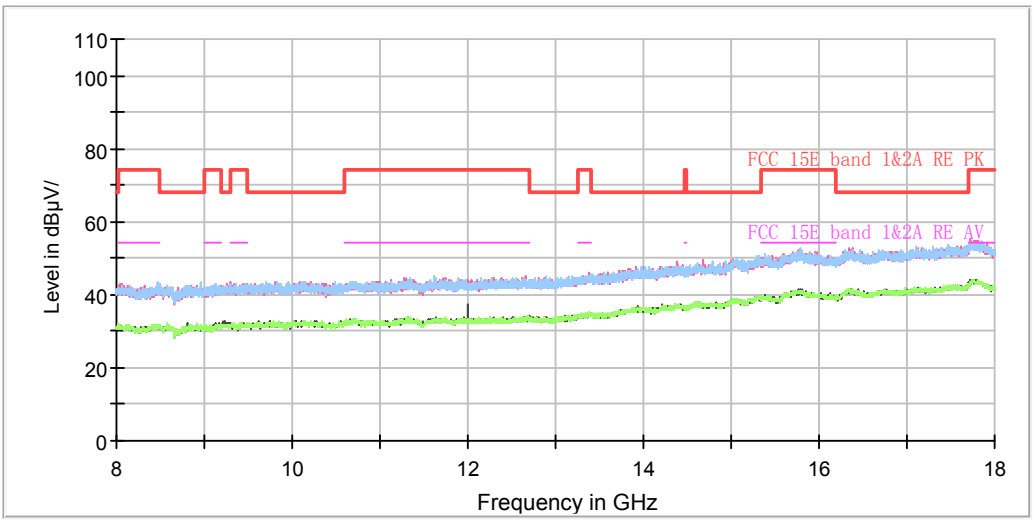


Radiates Emission from 8GHz to 18GHz


*This report shall not be reproduced except in full, without the written approval of TA Technology (Shanghai) Co., Ltd.*

| Frequency (MHz) | MaxPeak (dB μ V/m) | Average (dB μ V/m) | Limit (dB μ V/m) | Margin (dB) | Height (cm) | Pol | Azimuth (deg) | Corr. (dB) |
|---|---|---|---|---|---|---|---|---|
| 1250.250000 | 41.12 | --- | 68.20 | 27.08 | 200.0 | V | 348.0 | -7.5 |
| 1397.250000 | --- | 31.04 | 54.00 | 22.96 | 200.0 | V | 271.0 | -6.7 |
| 1697.375000 | --- | 31.41 | 54.00 | 22.59 | 200.0 | V | 341.0 | -5.0 |
| 2034.250000 | 44.16 | --- | 68.20 | 24.04 | 100.0 | V | 286.0 | -3.2 |
| 2357.125000 | --- | 33.42 | 54.00 | 20.58 | 200.0 | V | 119.0 | -2.1 |
| 2641.500000 | 45.43 | --- | 68.20 | 22.77 | 200.0 | V | 253.0 | -0.8 |
| 2841.875000 | --- | 35.00 | 54.00 | 19.00 | 200.0 | V | 303.0 | 0.3 |
| 3502.500000 | 47.79 | --- | 68.20 | 20.41 | 200.0 | H | 242.0 | 2.3 |
| 3954.000000 | --- | 36.93 | 54.00 | 17.07 | 100.0 | V | 6.0 | 3.9 |
| 4477.250000 | 48.54 | --- | 68.20 | 19.66 | 200.0 | V | 246.0 | 4.9 |
| 6824.000000 | 52.48 | --- | 68.20 | 15.72 | 100.0 | H | 291.0 | 9.1 |
| 7643.875000 | --- | 40.96 | 54.00 | 13.04 | 100.0 | V | 305.0 | 10.2 |

**Remark: 1. Correction Factor = Antenna factor+ Insertion loss (cable loss + amplifier gain)**


*This report shall not be reproduced except in full, without the written approval of TA Technology (Shanghai) Co., Ltd.*

**802.11a CH48**

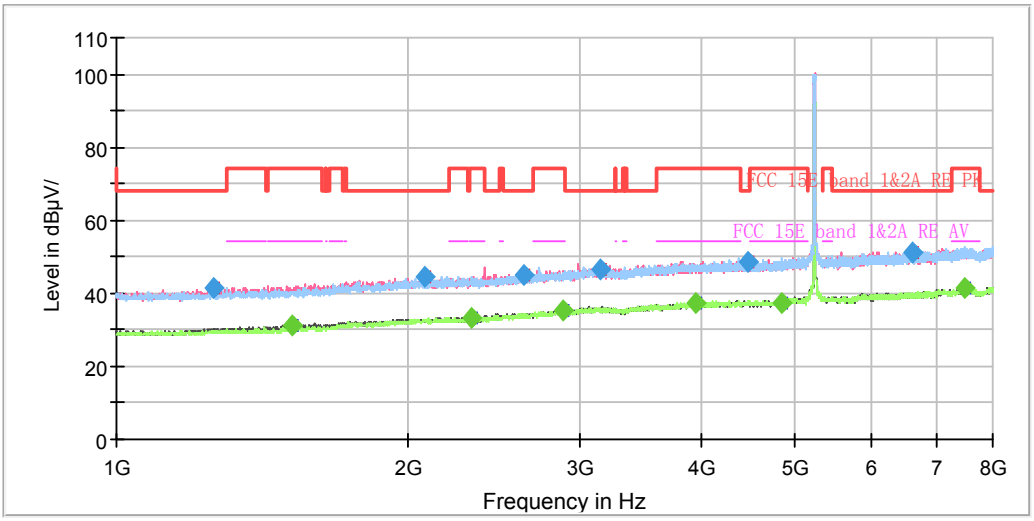


Note: The signal beyond the limit is carrier.

Radiates Emission from 1GHz to 8GHz

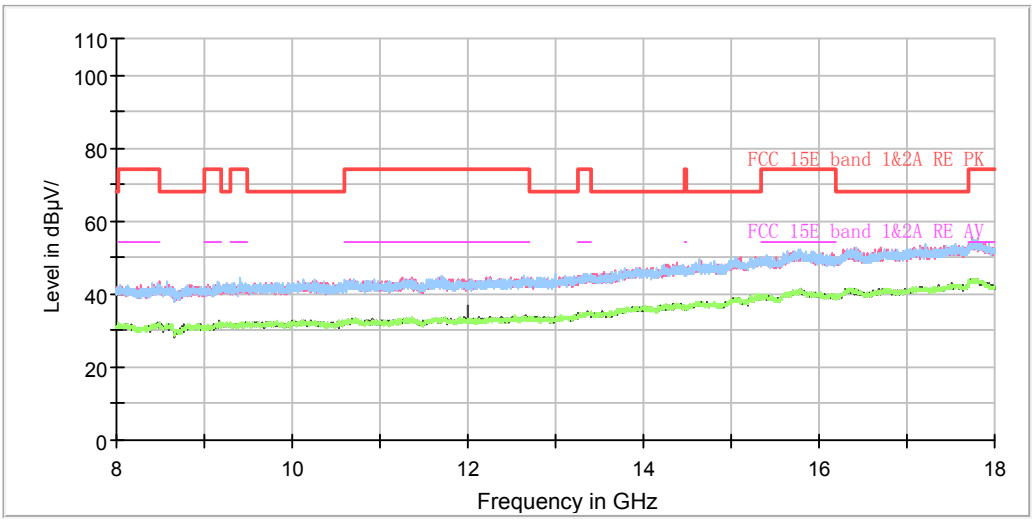


Radiates Emission from 8GHz to 18GHz


*This report shall not be reproduced except in full, without the written approval of TA Technology (Shanghai) Co., Ltd.*

| Frequency (MHz) | MaxPeak (dB μ V/m) | Average (dB μ V/m) | Limit (dB μ V/m) | Margin (dB) | Height (cm) | Pol | Azimuth (deg) | Corr. (dB) |
|---|---|---|---|---|---|---|---|---|
| 1261.625000 | 41.65 | --- | 68.20 | 26.55 | 200.0 | H | 72.0 | -7.5 |
| 1516.250000 | --- | 30.99 | 54.00 | 23.01 | 200.0 | V | 244.0 | -6.1 |
| 2075.375000 | 44.42 | --- | 68.20 | 23.78 | 100.0 | H | 322.0 | -3.1 |
| 2324.750000 | --- | 33.18 | 54.00 | 20.82 | 200.0 | V | 231.0 | -2.2 |
| 2631.000000 | 44.96 | --- | 68.20 | 23.24 | 100.0 | V | 270.0 | -0.8 |
| 2883.000000 | --- | 35.49 | 54.00 | 18.51 | 200.0 | H | 120.0 | 0.5 |
| 3149.000000 | 46.47 | --- | 68.20 | 21.73 | 200.0 | H | 239.0 | 1.6 |
| 3949.625000 | --- | 37.52 | 54.00 | 16.48 | 100.0 | V | 41.0 | 3.9 |
| 4483.375000 | 48.60 | --- | 68.20 | 19.60 | 100.0 | V | 0.0 | 4.9 |
| 4839.500000 | --- | 37.48 | 54.00 | 16.52 | 100.0 | V | 129.0 | 6.0 |
| 6618.375000 | 51.12 | --- | 68.20 | 17.08 | 200.0 | V | 206.0 | 8.7 |
| 7474.125000 | --- | 41.46 | 54.00 | 12.54 | 200.0 | V | 56.0 | 9.8 |

**Remark: 1. Correction Factor = Antenna factor+ Insertion loss (cable loss + amplifier gain)**


*This report shall not be reproduced except in full, without the written approval of TA Technology (Shanghai) Co., Ltd.*

**802.11a CH52**

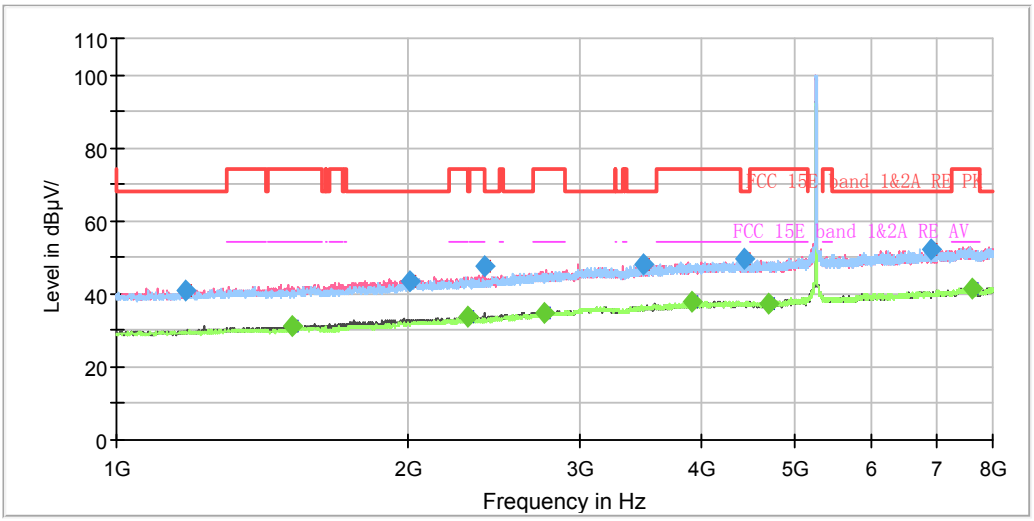


Note: The signal beyond the limit is carrier.

Radiates Emission from 1GHz to 8GHz

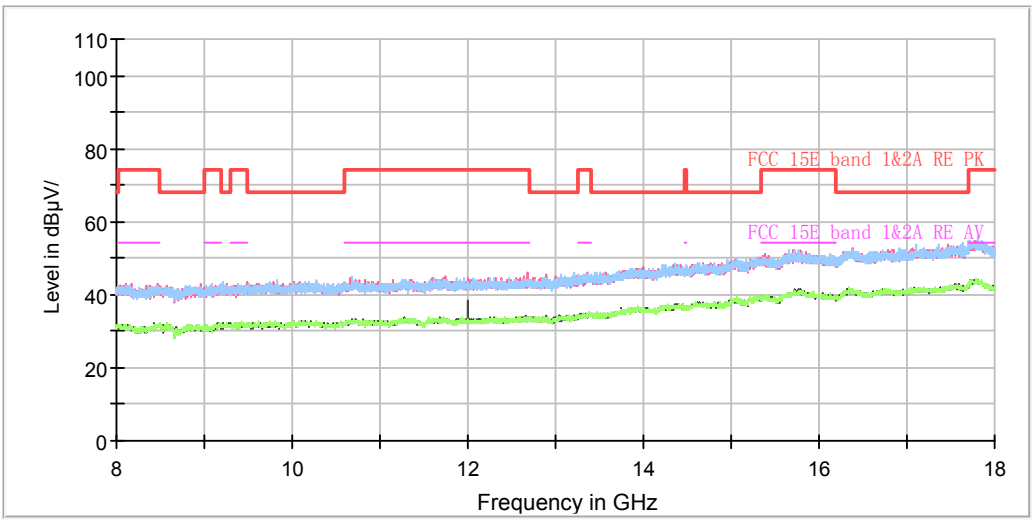


Radiates Emission from 8GHz to 18GHz


*This report shall not be reproduced except in full, without the written approval of TA Technology (Shanghai) Co., Ltd.*

| Frequency (MHz) | MaxPeak (dB μ V/m) | Average (dB μ V/m) | Limit (dB μ V/m) | Margin (dB) | Height (cm) | Pol | Azimuth (deg) | Corr. (dB) |
|---|---|---|---|---|---|---|---|---|
| 1180.250000 | 41.12 | --- | 68.20 | 27.08 | 100.0 | V | 229.0 | -7.9 |
| 1515.375000 | --- | 31.26 | 54.00 | 22.74 | 200.0 | V | 45.0 | -6.1 |
| 2005.375000 | 43.28 | --- | 68.20 | 24.92 | 100.0 | V | 329.0 | -3.4 |
| 2299.375000 | --- | 33.59 | 54.00 | 20.41 | 100.0 | V | 114.0 | -2.2 |
| 2394.750000 | 47.60 | --- | 68.20 | 20.60 | 200.0 | V | 279.0 | -2.0 |
| 2764.000000 | --- | 34.92 | 54.00 | 19.08 | 200.0 | V | 349.0 | -0.1 |
| 3487.625000 | 48.30 | --- | 68.20 | 19.90 | 200.0 | V | 0.0 | 2.2 |
| 3912.000000 | --- | 37.78 | 54.00 | 16.22 | 100.0 | V | 279.0 | 3.8 |
| 4426.500000 | 49.45 | --- | 68.20 | 18.75 | 100.0 | H | 4.0 | 4.9 |
| 4703.000000 | --- | 37.51 | 54.00 | 16.49 | 200.0 | V | 330.0 | 5.6 |
| 6897.500000 | 52.00 | --- | 68.20 | 16.20 | 100.0 | H | 100.0 | 9.1 |
| 7611.500000 | --- | 41.36 | 54.00 | 12.64 | 100.0 | V | 317.0 | 10.2 |

**Remark: 1. Correction Factor = Antenna factor+ Insertion loss (cable loss + amplifier gain)**


*This report shall not be reproduced except in full, without the written approval of TA Technology (Shanghai) Co., Ltd.*

**802.11a CH60**

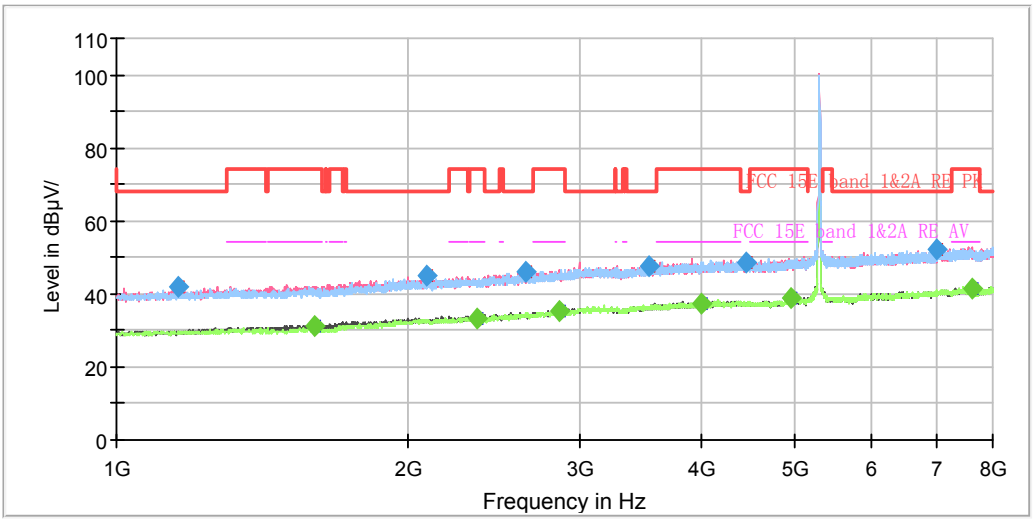


Note: The signal beyond the limit is carrier.
Radiates Emission from 1GHz to 8GHz

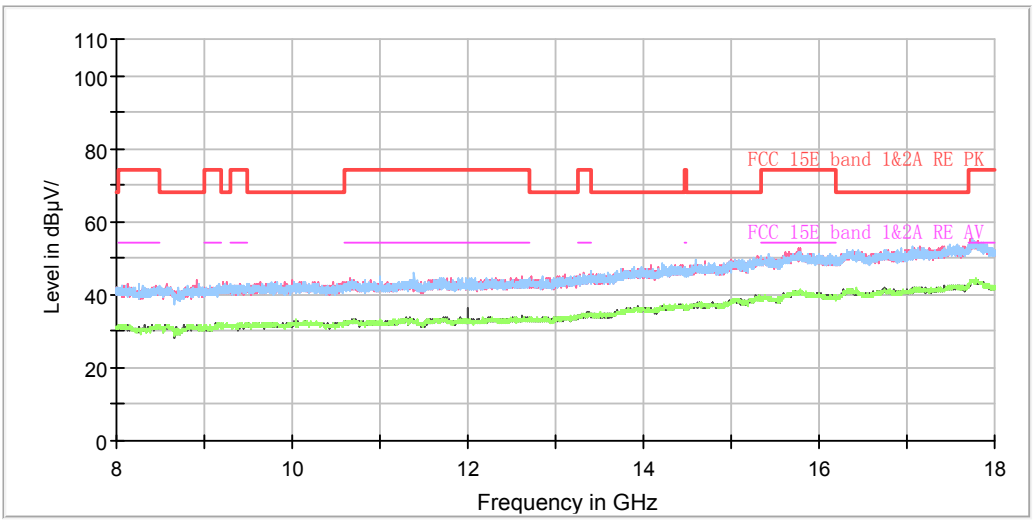


Radiates Emission from 8GHz to 18GHz


*This report shall not be reproduced except in full, without the written approval of TA Technology (Shanghai) Co., Ltd.*

| Frequency (MHz) | MaxPeak (dB μ V/m) | Average (dB μ V/m) | Limit (dB μ V/m) | Margin (dB) | Height (cm) | Pol | Azimuth (deg) | Corr. (dB) |
|---|---|---|---|---|---|---|---|---|
| 1155.750000 | 41.79 | --- | 68.20 | 26.41 | 200.0 | H | 251.0 | -8.0 |
| 1600.250000 | --- | 31.19 | 54.00 | 22.81 | 200.0 | V | 276.0 | -5.6 |
| 2085.000000 | 44.85 | --- | 68.20 | 23.35 | 100.0 | V | 241.0 | -3.1 |
| 2357.125000 | --- | 33.45 | 54.00 | 20.55 | 100.0 | V | 298.0 | -2.1 |
| 2636.250000 | 46.08 | --- | 68.20 | 22.12 | 200.0 | V | 125.0 | -0.8 |
| 2862.000000 | --- | 35.26 | 54.00 | 18.74 | 200.0 | V | 264.0 | 0.5 |
| 3534.000000 | 47.72 | --- | 68.20 | 20.48 | 100.0 | H | 50.0 | 2.5 |
| 4008.250000 | --- | 37.54 | 54.00 | 16.46 | 200.0 | H | 26.0 | 4.1 |
| 4461.500000 | 48.81 | --- | 68.20 | 19.39 | 200.0 | H | 223.0 | 4.9 |
| 4960.250000 | --- | 38.74 | 54.00 | 15.26 | 200.0 | V | 63.0 | 6.5 |
| 6993.750000 | 52.01 | --- | 68.20 | 16.19 | 100.0 | V | 342.0 | 9.2 |
| 7607.125000 | --- | 41.31 | 54.00 | 12.69 | 200.0 | V | 0.0 | 10.1 |

**Remark: 1. Correction Factor = Antenna factor+ Insertion loss (cable loss + amplifier gain)**


*This report shall not be reproduced except in full, without the written approval of TA Technology (Shanghai) Co., Ltd.*

**802.11a CH64**

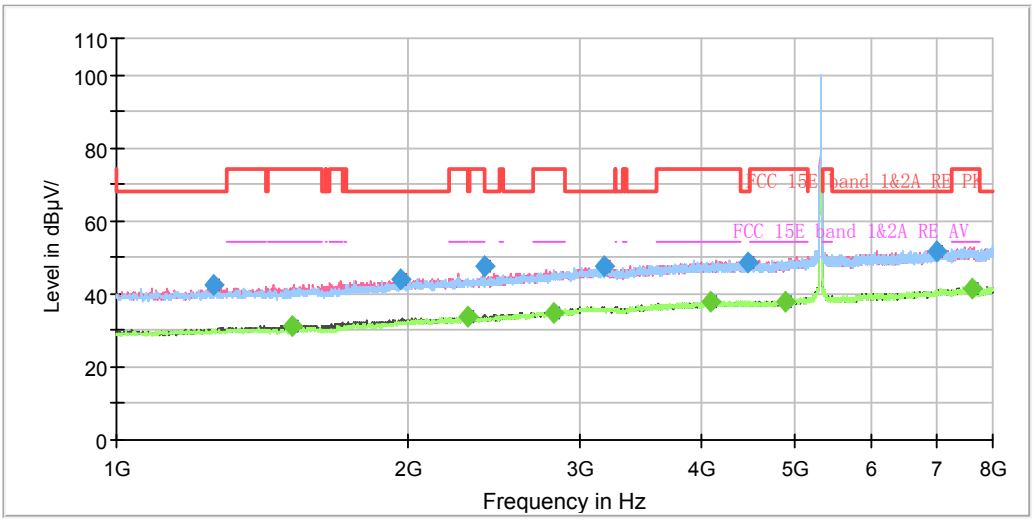


Note: The signal beyond the limit is carrier.
Radiates Emission from 1GHz to 8GHz

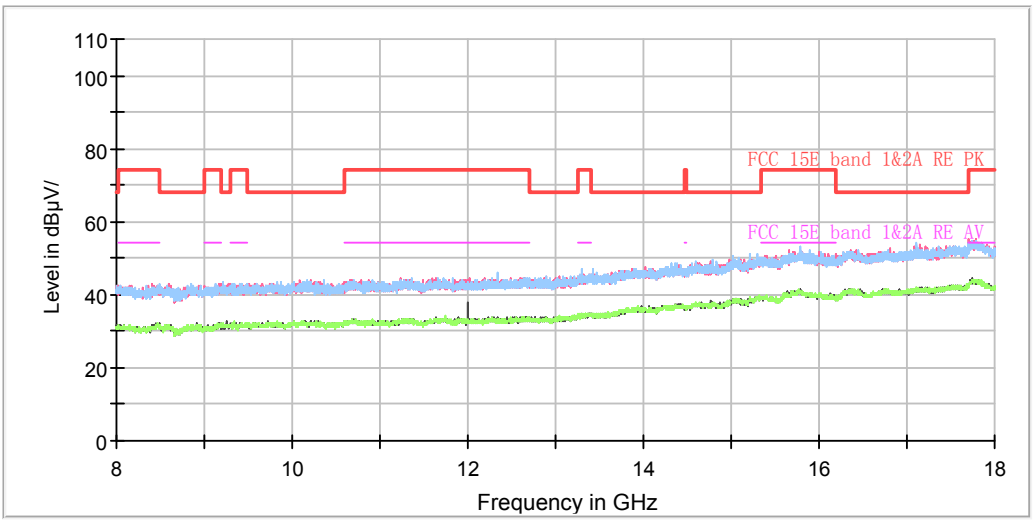


Radiates Emission from 8GHz to 18GHz


*This report shall not be reproduced except in full, without the written approval of TA Technology (Shanghai) Co., Ltd.*

| Frequency (MHz) | MaxPeak (dB μ V/m) | Average (dB μ V/m) | Limit (dB μ V/m) | Margin (dB) | Height (cm) | Pol | Azimuth (deg) | Corr. (dB) |
|---|---|---|---|---|---|---|---|---|
| 1259.000000 | 42.61 | --- | 68.20 | 25.59 | 200.0 | V | 6.0 | -7.5 |
| 1518.000000 | --- | 31.09 | 54.00 | 22.91 | 100.0 | V | 352.0 | -6.0 |
| 1962.500000 | 44.00 | --- | 68.20 | 24.20 | 100.0 | V | 226.0 | -3.5 |
| 2299.375000 | --- | 33.71 | 54.00 | 20.29 | 200.0 | V | 76.0 | -2.2 |
| 2393.875000 | 47.43 | --- | 68.20 | 20.77 | 200.0 | H | 299.0 | -2.0 |
| 2818.250000 | --- | 35.01 | 54.00 | 18.99 | 200.0 | H | 217.0 | 0.2 |
| 3177.875000 | 47.45 | --- | 68.20 | 20.75 | 200.0 | H | 151.0 | 1.6 |
| 4104.500000 | --- | 37.61 | 54.00 | 16.39 | 200.0 | H | 119.0 | 4.2 |
| 4467.625000 | 48.64 | --- | 68.20 | 19.56 | 200.0 | V | 39.0 | 4.9 |
| 4879.750000 | --- | 37.90 | 54.00 | 16.10 | 100.0 | H | 149.0 | 6.3 |
| 7006.875000 | 51.59 | --- | 68.20 | 16.61 | 200.0 | V | 127.0 | 9.2 |
| 7605.375000 | --- | 41.33 | 54.00 | 12.67 | 100.0 | V | 301.0 | 10.1 |

**Remark: 1. Correction Factor = Antenna factor+ Insertion loss (cable loss + amplifier gain)**


*This report shall not be reproduced except in full, without the written approval of TA Technology (Shanghai) Co., Ltd.*

**802.11a CH100**

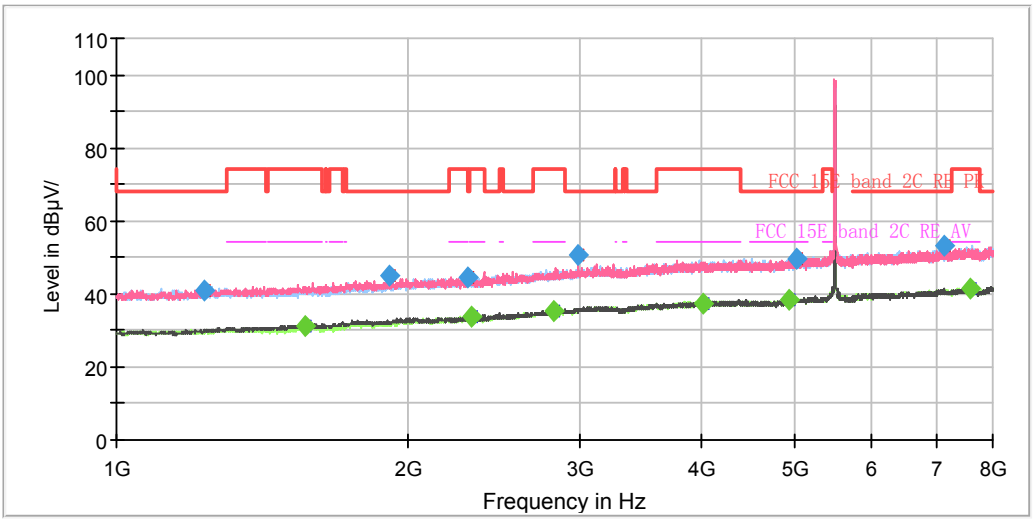


Note: The signal beyond the limit is carrier.
Radiates Emission from 1GHz to 8GHz

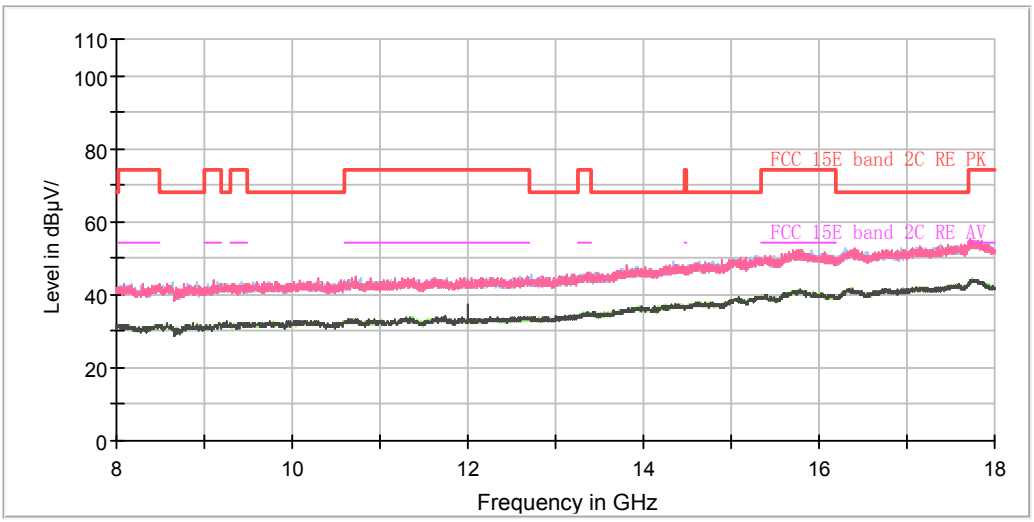


Radiates Emission from 8GHz to 18GHz


*This report shall not be reproduced except in full, without the written approval of TA Technology (Shanghai) Co., Ltd.*

| Frequency (MHz) | MaxPeak (dB μ V/m) | Average (dB μ V/m) | Limit (dB μ V/m) | Margin (dB) | Height (cm) | Pol | Azimuth (deg) | Corr. (dB) |
|---|---|---|---|---|---|---|---|---|
| 1231.875000 | 40.72 | --- | 68.20 | 27.48 | 200.0 | H | 73.0 | -7.6 |
| 1563.500000 | --- | 31.14 | 54.00 | 22.86 | 200.0 | V | 115.0 | -5.8 |
| 1910.875000 | 45.05 | --- | 68.20 | 23.15 | 200.0 | H | 104.0 | -3.9 |
| 2306.375000 | 44.69 | --- | 68.20 | 23.51 | 100.0 | V | 160.0 | -2.2 |
| 2324.750000 | --- | 33.64 | 54.00 | 20.36 | 100.0 | H | 292.0 | -2.2 |
| 2823.500000 | --- | 35.51 | 54.00 | 18.49 | 100.0 | H | 185.0 | 0.2 |
| 2993.250000 | 50.87 | --- | 68.20 | 17.33 | 200.0 | V | 121.0 | 1.1 |
| 4029.250000 | --- | 37.55 | 54.00 | 16.45 | 200.0 | H | 252.0 | 4.1 |
| 4939.250000 | --- | 38.31 | 54.00 | 15.69 | 100.0 | H | 311.0 | 6.5 |
| 5025.000000 | 49.80 | --- | 68.20 | 18.40 | 100.0 | V | 135.0 | 6.6 |
| 7115.375000 | 53.09 | --- | 68.20 | 15.11 | 200.0 | H | 15.0 | 9.4 |
| 7591.375000 | --- | 41.35 | 54.00 | 12.65 | 200.0 | H | 192.0 | 10.1 |

**Remark: 1. Correction Factor = Antenna factor+ Insertion loss (cable loss + amplifier gain)**


*This report shall not be reproduced except in full, without the written approval of TA Technology (Shanghai) Co., Ltd.*

**802.11a CH116**

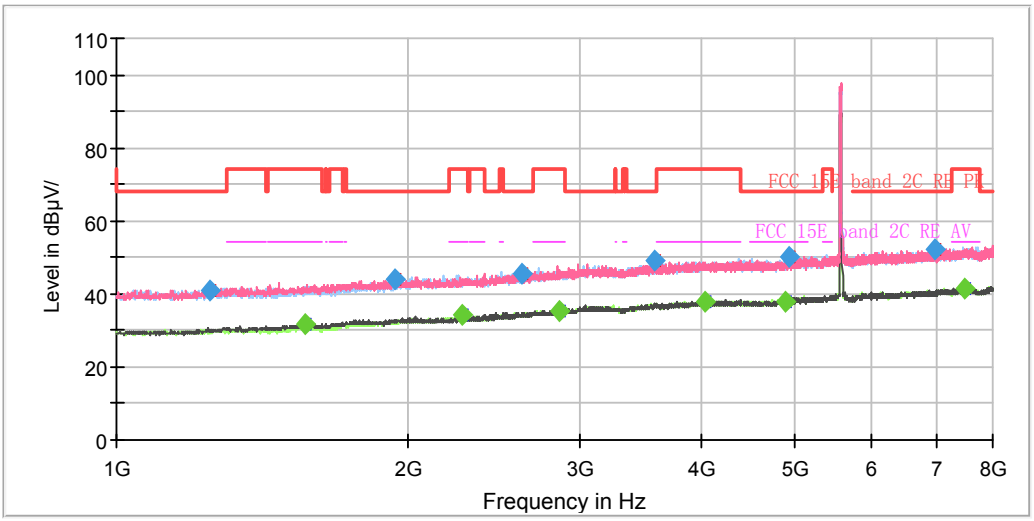


Note: The signal beyond the limit is carrier.

Radiates Emission from 1GHz to 8GHz

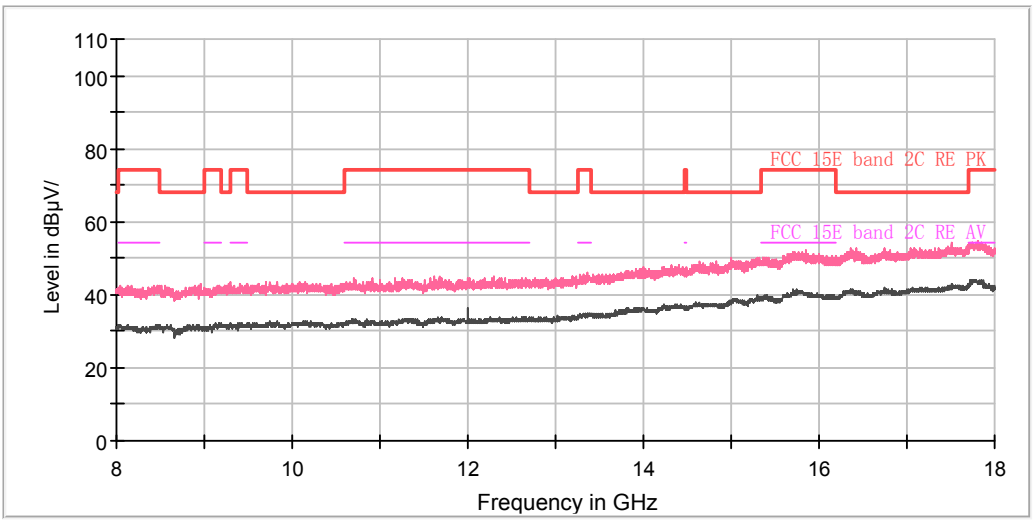


Radiates Emission from 8GHz to 18GHz


*This report shall not be reproduced except in full, without the written approval of TA Technology (Shanghai) Co., Ltd.*

| Frequency (MHz) | MaxPeak (dB μ V/m) | Average (dB μ V/m) | Limit (dB μ V/m) | Margin (dB) | Height (cm) | Pol | Azimuth (deg) | Corr. (dB) |
|---|---|---|---|---|---|---|---|---|
| 1246.750000 | 40.77 | --- | 68.20 | 27.43 | 200.0 | V | 341.0 | -7.5 |
| 1565.250000 | --- | 31.47 | 54.00 | 22.53 | 200.0 | V | 347.0 | -5.8 |
| 1937.125000 | 44.05 | --- | 68.20 | 24.15 | 100.0 | H | 134.0 | -3.8 |
| 2275.750000 | --- | 34.22 | 54.00 | 19.78 | 200.0 | V | 140.0 | -2.3 |
| 2613.500000 | 45.65 | --- | 68.20 | 22.55 | 100.0 | V | 157.0 | -0.9 |
| 2859.375000 | --- | 35.43 | 54.00 | 18.57 | 100.0 | V | 62.0 | 0.4 |
| 3590.875000 | 49.18 | --- | 68.20 | 19.02 | 100.0 | V | 164.0 | 3.0 |
| 4044.125000 | --- | 37.67 | 54.00 | 16.33 | 200.0 | H | 83.0 | 4.1 |
| 4890.250000 | --- | 38.11 | 54.00 | 15.89 | 100.0 | H | 261.0 | 6.4 |
| 4935.750000 | 49.95 | --- | 68.20 | 18.25 | 200.0 | V | 179.0 | 6.4 |
| 6963.125000 | 52.13 | --- | 68.20 | 16.07 | 100.0 | V | 36.0 | 9.1 |
| 7474.125000 | --- | 41.38 | 54.00 | 12.62 | 100.0 | H | 299.0 | 9.8 |

**Remark: 1. Correction Factor = Antenna factor+ Insertion loss (cable loss + amplifier gain)**


*This report shall not be reproduced except in full, without the written approval of TA Technology (Shanghai) Co., Ltd.*

**802.11a CH140**

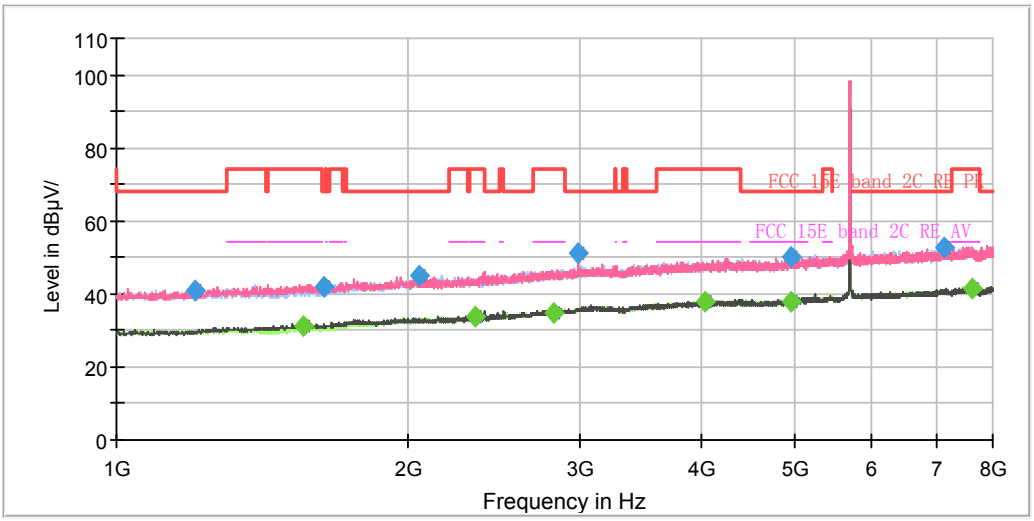


Note: The signal beyond the limit is carrier.
Radiates Emission from 1GHz to 8GHz

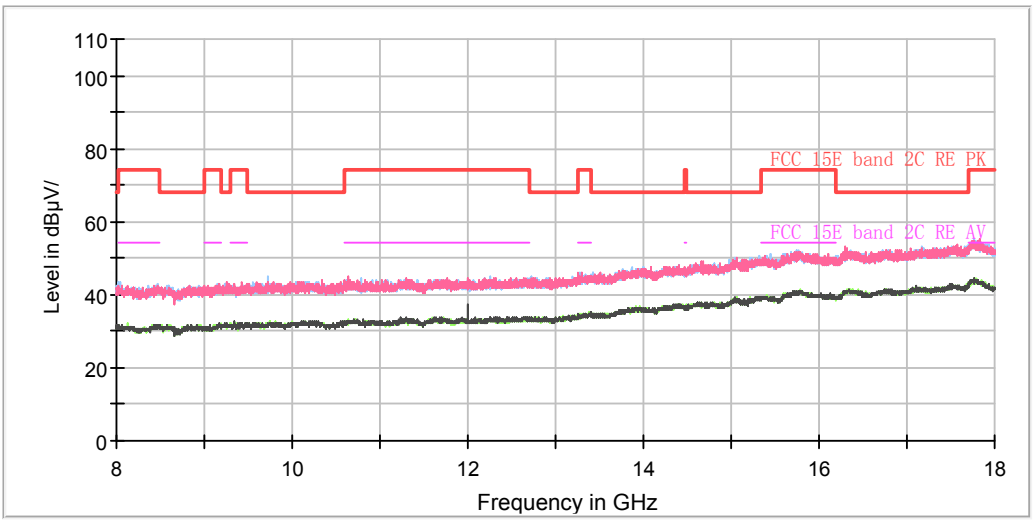


Radiates Emission from 8GHz to 18GHz


*This report shall not be reproduced except in full, without the written approval of TA Technology (Shanghai) Co., Ltd.*

| Frequency (MHz) | MaxPeak (dB μ V/m) | Average (dB μ V/m) | Limit (dB μ V/m) | Margin (dB) | Height (cm) | Pol | Azimuth (deg) | Corr. (dB) |
|---|---|---|---|---|---|---|---|---|
| 1206.500000 | 41.04 | --- | 68.20 | 27.16 | 200.0 | V | 315.0 | -7.8 |
| 1559.125000 | --- | 31.28 | 54.00 | 22.72 | 100.0 | V | 254.0 | -5.8 |
| 1634.375000 | 41.89 | --- | 68.20 | 26.31 | 200.0 | H | 50.0 | -5.4 |
| 2050.000000 | 45.11 | --- | 68.20 | 23.09 | 100.0 | V | 76.0 | -3.2 |
| 2342.250000 | --- | 33.63 | 54.00 | 20.37 | 200.0 | H | 87.0 | -2.1 |
| 2822.625000 | --- | 34.94 | 54.00 | 19.06 | 100.0 | H | 154.0 | 0.2 |
| 2993.250000 | 50.91 | --- | 68.20 | 17.29 | 200.0 | V | 135.0 | 1.1 |
| 4045.875000 | --- | 37.92 | 54.00 | 16.08 | 100.0 | V | 211.0 | 4.1 |
| 4946.250000 | 49.94 | --- | 68.20 | 18.26 | 100.0 | H | 148.0 | 6.5 |
| 4948.875000 | --- | 37.84 | 54.00 | 16.16 | 200.0 | H | 189.0 | 6.5 |
| 7138.125000 | 52.58 | --- | 68.20 | 15.62 | 100.0 | V | 49.0 | 9.5 |
| 7608.875000 | --- | 41.42 | 54.00 | 12.58 | 100.0 | H | 0.0 | 10.1 |

**Remark: 1. Correction Factor = Antenna factor+ Insertion loss (cable loss + amplifier gain)**


*This report shall not be reproduced except in full, without the written approval of TA Technology (Shanghai) Co., Ltd.*

**802.11a CH149**

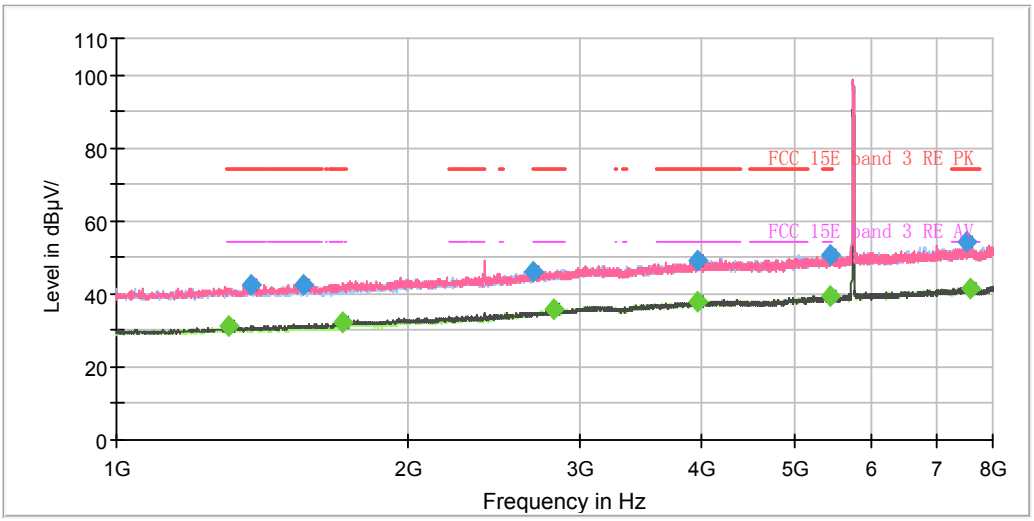


Note: The signal beyond the limit is carrier.
Radiates Emission from 1GHz to 8GHz

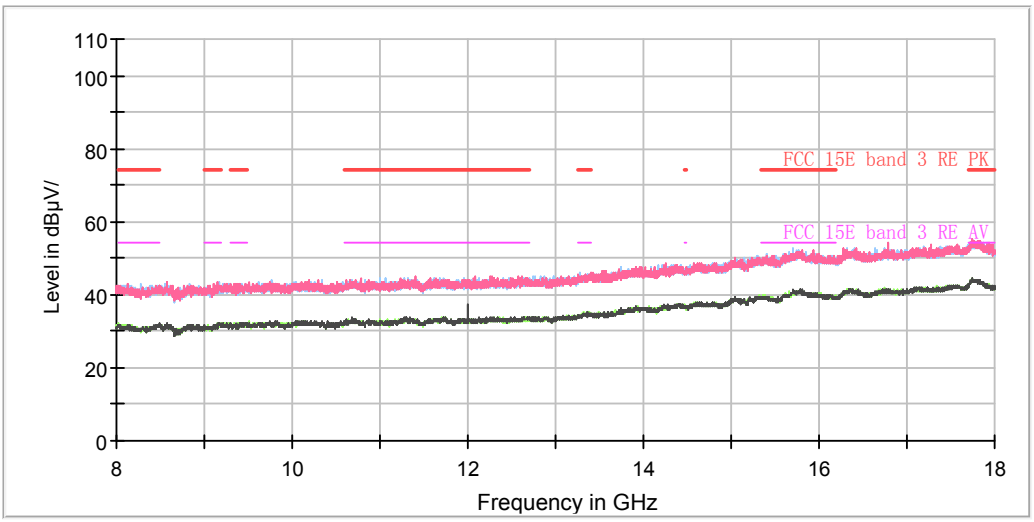


Radiates Emission from 8GHz to 18GHz


*This report shall not be reproduced except in full, without the written approval of TA Technology (Shanghai) Co., Ltd.*

| Frequency (MHz) | MaxPeak (dB μ V/m) | Average (dB μ V/m) | Limit (dB μ V/m) | Margin (dB) | Height (cm) | Pol | Azimuth (deg) | Corr. (dB) |
|---|---|---|---|---|---|---|---|---|
| 1303.625000 | --- | 31.25 | 54.00 | 22.75 | 100.0 | V | 128.0 | -7.2 |
| 1378.875000 | 42.31 | --- | 74.00 | 31.69 | 100.0 | H | 216.0 | -6.8 |
| 1560.000000 | 42.64 | --- | 74.00 | 31.36 | 200.0 | V | 97.0 | -5.8 |
| 1707.875000 | --- | 32.01 | 54.00 | 21.99 | 200.0 | V | 18.0 | -5.0 |
| 2690.500000 | 46.29 | --- | 74.00 | 27.71 | 100.0 | V | 230.0 | -0.5 |
| 2822.625000 | --- | 35.58 | 54.00 | 18.42 | 200.0 | V | 267.0 | 0.2 |
| 3976.750000 | 48.95 | --- | 74.00 | 25.05 | 200.0 | H | 29.0 | 3.9 |
| 3977.625000 | --- | 37.90 | 54.00 | 16.10 | 200.0 | V | 355.0 | 4.0 |
| 5433.625000 | --- | 39.42 | 54.00 | 14.58 | 100.0 | H | 266.0 | 7.2 |
| 5451.125000 | 50.59 | --- | 74.00 | 23.41 | 200.0 | V | 355.0 | 7.3 |
| 7534.500000 | 54.00 | --- | 74.00 | 20.00 | 200.0 | H | 347.0 | 10.0 |
| 7590.500000 | --- | 41.62 | 54.00 | 12.38 | 200.0 | H | 102.0 | 10.1 |

**Remark: 1. Correction Factor = Antenna factor+ Insertion loss (cable loss + amplifier gain)**


*This report shall not be reproduced except in full, without the written approval of TA Technology (Shanghai) Co., Ltd.*

**802.11a CH157**

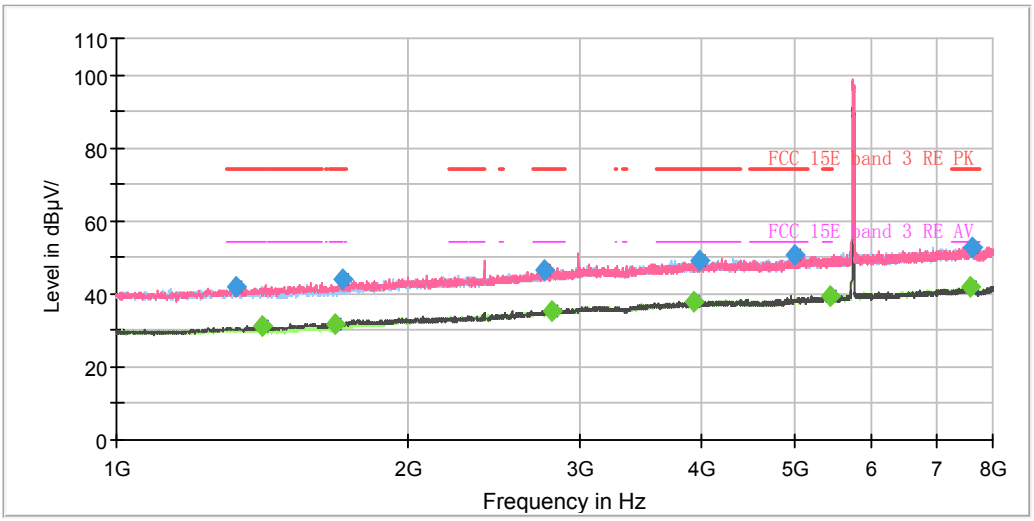


Note: The signal beyond the limit is carrier.
Radiates Emission from 1GHz to 8GHz

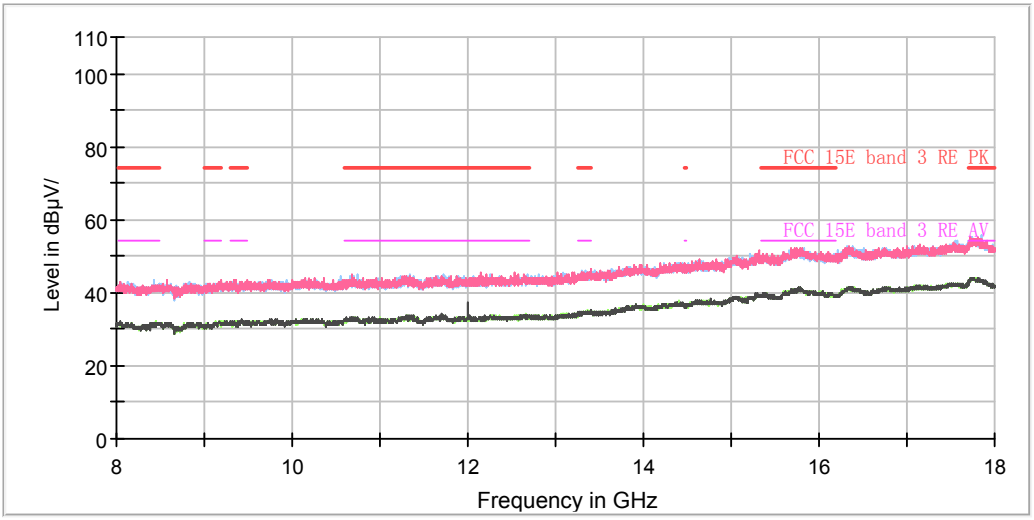


Radiates Emission from 8GHz to 18GHz


*This report shall not be reproduced except in full, without the written approval of TA Technology (Shanghai) Co., Ltd.*

| Frequency (MHz) | MaxPeak (dB μ V/m) | Average (dB μ V/m) | Limit (dB μ V/m) | Margin (dB) | Height (cm) | Pol | Azimuth (deg) | Corr. (dB) |
|---|---|---|---|---|---|---|---|---|
| 1328.125000 | 42.01 | --- | 74.00 | 31.99 | 100.0 | V | 0.0 | -7.1 |
| 1411.250000 | --- | 31.11 | 54.00 | 22.89 | 200.0 | V | 353.0 | -6.7 |
| 1678.125000 | --- | 31.97 | 54.00 | 22.03 | 200.0 | V | 174.0 | -5.1 |
| 1708.750000 | 43.85 | --- | 74.00 | 30.15 | 200.0 | V | 316.0 | -5.0 |
| 2754.375000 | 46.70 | --- | 74.00 | 27.30 | 100.0 | V | 320.0 | -0.2 |
| 2806.875000 | --- | 35.39 | 54.00 | 18.61 | 100.0 | V | 232.0 | 0.1 |
| 3936.500000 | --- | 37.89 | 54.00 | 16.11 | 100.0 | V | 8.0 | 3.9 |
| 3996.875000 | 49.24 | --- | 74.00 | 24.76 | 100.0 | V | 128.0 | 4.0 |
| 5004.875000 | 50.81 | --- | 74.00 | 23.19 | 100.0 | H | 329.0 | 6.6 |
| 5451.125000 | --- | 39.51 | 54.00 | 14.49 | 200.0 | H | 241.0 | 7.3 |
| 7586.125000 | --- | 41.71 | 54.00 | 12.29 | 100.0 | V | 16.0 | 10.1 |
| 7615.875000 | 52.84 | --- | 74.00 | 21.16 | 100.0 | V | 187.0 | 10.2 |

**Remark: 1. Correction Factor = Antenna factor+ Insertion loss (cable loss + amplifier gain)**


*This report shall not be reproduced except in full, without the written approval of TA Technology (Shanghai) Co., Ltd.*

**802.11a CH165**

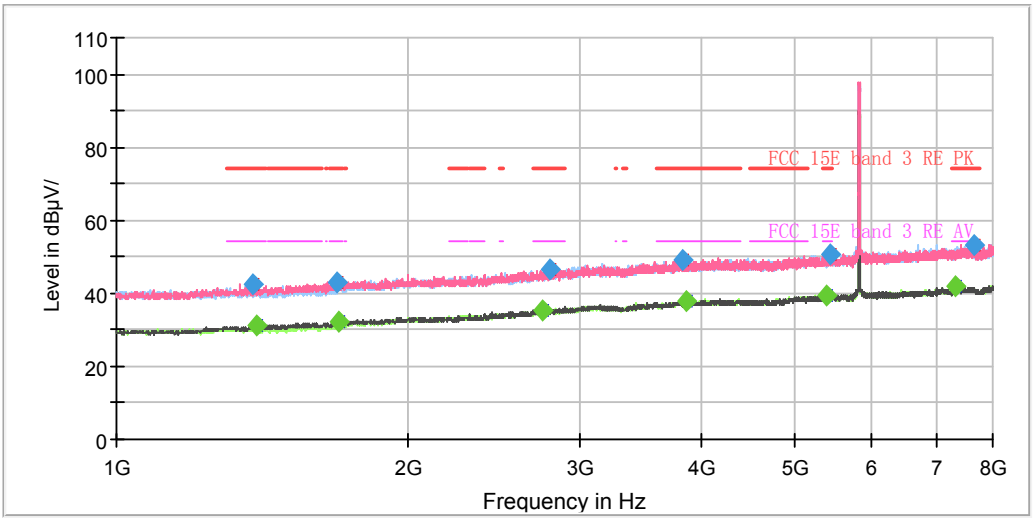


Note: The signal beyond the limit is carrier.

Radiates Emission from 1GHz to 8GHz

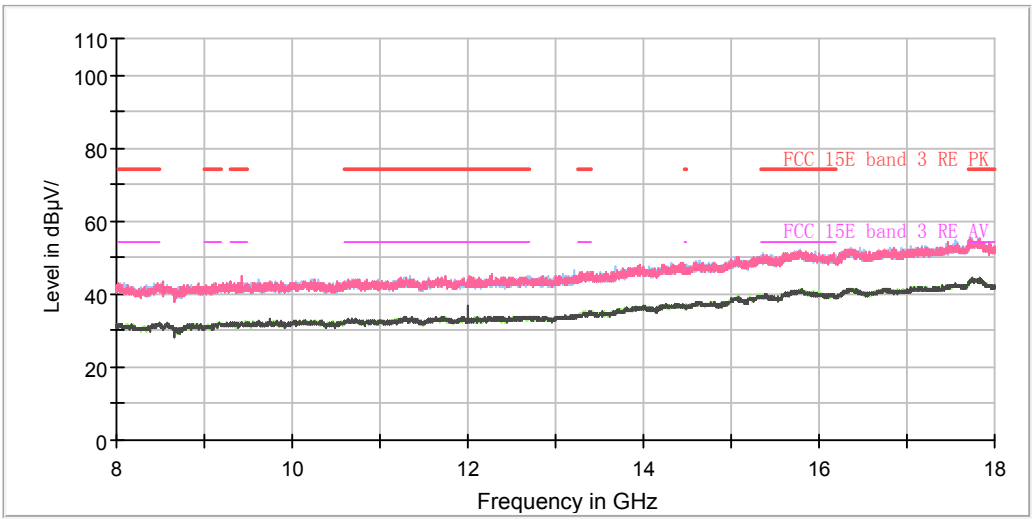


Radiates Emission from 8GHz to 18GHz


*This report shall not be reproduced except in full, without the written approval of TA Technology (Shanghai) Co., Ltd.*

| Frequency (MHz) | MaxPeak (dB μ V/m) | Average (dB μ V/m) | Limit (dB μ V/m) | Margin (dB) | Height (cm) | Pol | Azimuth (deg) | Corr. (dB) |
|---|---|---|---|---|---|---|---|---|
| 1379.750000 | 42.56 | --- | 74.00 | 31.44 | 100.0 | V | 40.0 | -6.8 |
| 1392.000000 | --- | 31.03 | 54.00 | 22.97 | 200.0 | V | 0.0 | -6.7 |
| 1690.375000 | 42.72 | --- | 74.00 | 31.28 | 100.0 | V | 3.0 | -5.1 |
| 1695.625000 | --- | 32.00 | 54.00 | 22.00 | 200.0 | V | 317.0 | -5.1 |
| 2743.875000 | --- | 35.49 | 54.00 | 18.51 | 200.0 | H | 338.0 | -0.2 |
| 2795.500000 | 46.55 | --- | 74.00 | 27.45 | 200.0 | V | 294.0 | 0.1 |
| 3839.375000 | 49.01 | --- | 74.00 | 24.99 | 100.0 | H | 261.0 | 3.7 |
| 3863.000000 | --- | 37.87 | 54.00 | 16.13 | 100.0 | V | 55.0 | 3.7 |
| 5382.875000 | --- | 39.48 | 54.00 | 14.52 | 100.0 | V | 112.0 | 7.0 |
| 5431.875000 | 50.43 | --- | 74.00 | 23.58 | 200.0 | V | 250.0 | 7.2 |
| 7335.000000 | --- | 41.79 | 54.00 | 12.21 | 200.0 | H | 296.0 | 9.7 |
| 7662.250000 | 52.99 | --- | 74.00 | 21.01 | 100.0 | V | 221.0 | 10.2 |

**Remark: 1. Correction Factor = Antenna factor+ Insertion loss (cable loss + amplifier gain)**


*This report shall not be reproduced except in full, without the written approval of TA Technology (Shanghai) Co., Ltd.*

**802.11n (HT20) CH36**

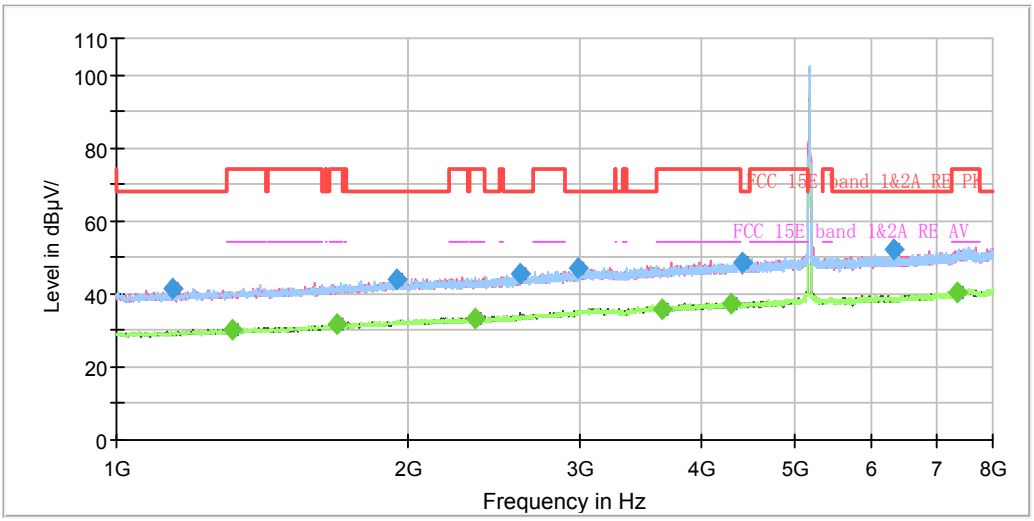


Note: The signal beyond the limit is carrier.

Radiates Emission from 1GHz to 8GHz

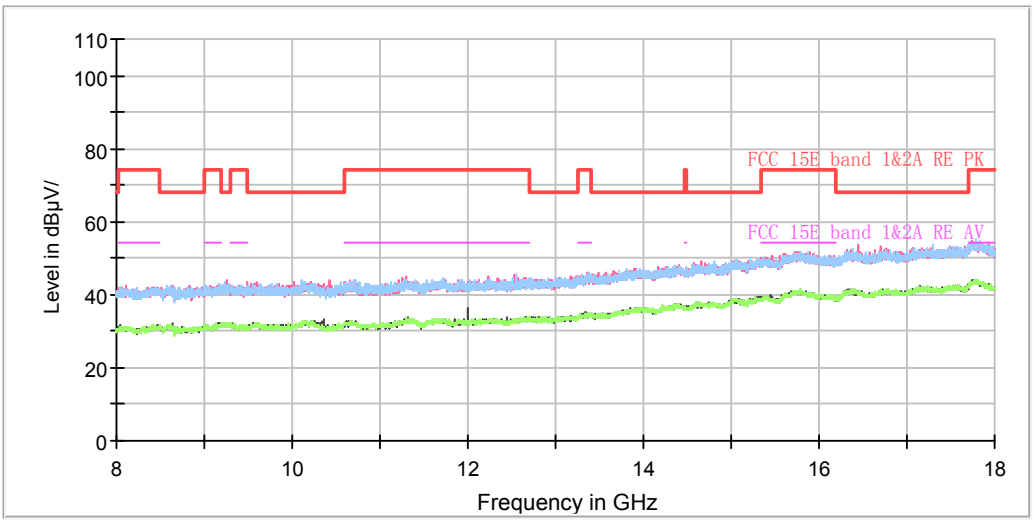


Radiates Emission from 8GHz to 18GHz


*This report shall not be reproduced except in full, without the written approval of TA Technology (Shanghai) Co., Ltd.*

| Frequency (MHz) | MaxPeak (dB μ V/m) | Average (dB μ V/m) | Limit (dB μ V/m) | Margin (dB) | Height (cm) | Pol | Azimuth (deg) | Corr. (dB) |
|---|---|---|---|---|---|---|---|---|
| 1143.500000 | 41.57 | --- | 68.20 | 26.63 | 200.0 | H | 67.0 | -8.1 |
| 1315.875000 | --- | 30.11 | 54.00 | 23.89 | 200.0 | V | 279.0 | -7.2 |
| 1689.500000 | --- | 31.64 | 54.00 | 22.36 | 100.0 | V | 282.0 | -5.1 |
| 1942.375000 | 44.00 | --- | 68.20 | 24.20 | 200.0 | V | 172.0 | -3.7 |
| 2343.125000 | --- | 33.09 | 54.00 | 20.91 | 200.0 | V | 1.0 | -2.1 |
| 2609.125000 | 45.50 | --- | 68.20 | 22.70 | 100.0 | H | 98.0 | -0.9 |
| 2986.250000 | 46.97 | --- | 68.20 | 21.23 | 100.0 | V | 111.0 | 1.0 |
| 3656.500000 | --- | 35.99 | 54.00 | 18.01 | 100.0 | V | 142.0 | 2.9 |
| 4307.500000 | --- | 37.47 | 54.00 | 16.53 | 200.0 | V | 346.0 | 4.5 |
| 4419.500000 | 48.65 | --- | 68.20 | 19.55 | 100.0 | V | 344.0 | 4.9 |
| 6315.625000 | 52.25 | --- | 68.20 | 15.95 | 100.0 | V | 268.0 | 8.2 |
| 7349.875000 | --- | 40.46 | 54.00 | 13.54 | 200.0 | H | 282.0 | 9.8 |

**Remark: 1. Correction Factor = Antenna factor+ Insertion loss (cable loss + amplifier gain)**


*This report shall not be reproduced except in full, without the written approval of TA Technology (Shanghai) Co., Ltd.*

## 802.11n (HT20) CH40

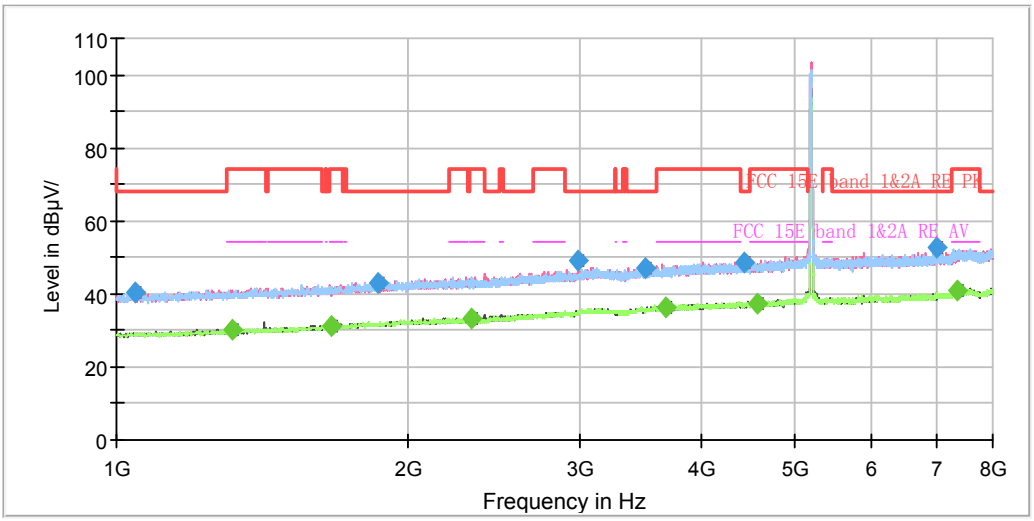


Note: The signal beyond the limit is carrier.

Radiates Emission from 1GHz to 8GHz

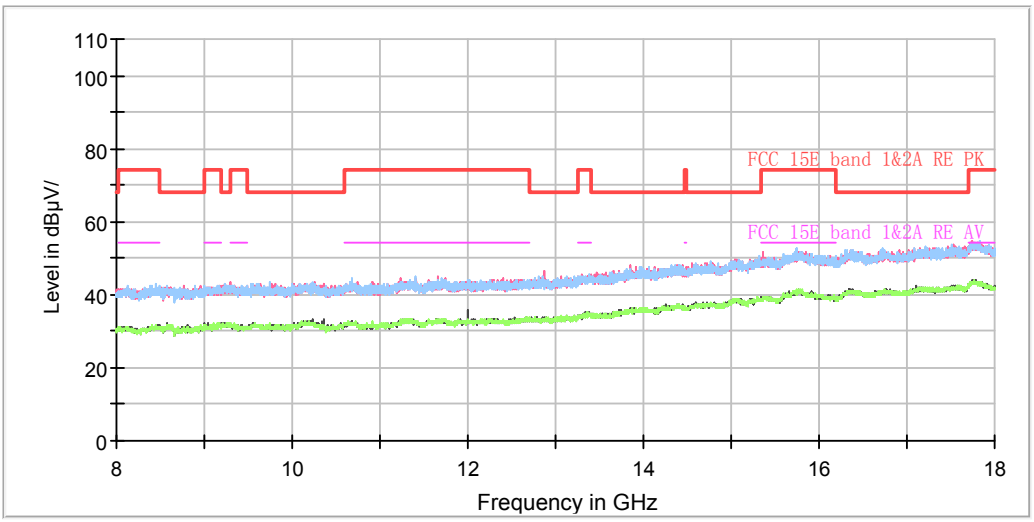


Radiates Emission from 8GHz to 18GHz


*This report shall not be reproduced except in full, without the written approval of TA Technology (Shanghai) Co., Ltd.*

| Frequency (MHz) | MaxPeak (dB μ V/m) | Average (dB μ V/m) | Limit (dB μ V/m) | Margin (dB) | Height (cm) | Pol | Azimuth (deg) | Corr. (dB) |
|---|---|---|---|---|---|---|---|---|
| 1044.625000 | 40.56 | --- | 68.20 | 27.64 | 200.0 | V | 115.0 | -8.6 |
| 1316.750000 | --- | 29.98 | 54.00 | 24.02 | 200.0 | H | 201.0 | -7.1 |
| 1665.875000 | --- | 31.45 | 54.00 | 22.55 | 200.0 | V | 197.0 | -5.2 |
| 1860.125000 | 43.08 | --- | 68.20 | 25.12 | 200.0 | H | 157.0 | -4.2 |
| 2321.250000 | --- | 33.46 | 54.00 | 20.54 | 100.0 | H | 218.0 | -2.2 |
| 2988.875000 | 49.02 | --- | 68.20 | 19.18 | 200.0 | V | 27.0 | 1.0 |
| 3509.500000 | 47.08 | --- | 68.20 | 21.12 | 100.0 | V | 143.0 | 2.3 |
| 3675.750000 | --- | 36.51 | 54.00 | 17.49 | 200.0 | H | 283.0 | 3.0 |
| 4444.875000 | 48.49 | --- | 68.20 | 19.71 | 200.0 | H | 341.0 | 4.9 |
| 4571.750000 | --- | 37.45 | 54.00 | 16.55 | 200.0 | H | 264.0 | 5.2 |
| 7001.625000 | 52.47 | --- | 68.20 | 15.73 | 200.0 | V | 184.0 | 9.2 |
| 7363.875000 | --- | 41.03 | 54.00 | 12.97 | 200.0 | H | 1.0 | 9.8 |

**Remark: 1. Correction Factor = Antenna factor+ Insertion loss (cable loss + amplifier gain)**


*This report shall not be reproduced except in full, without the written approval of TA Technology (Shanghai) Co., Ltd.*

**802.11n (HT20) CH48**

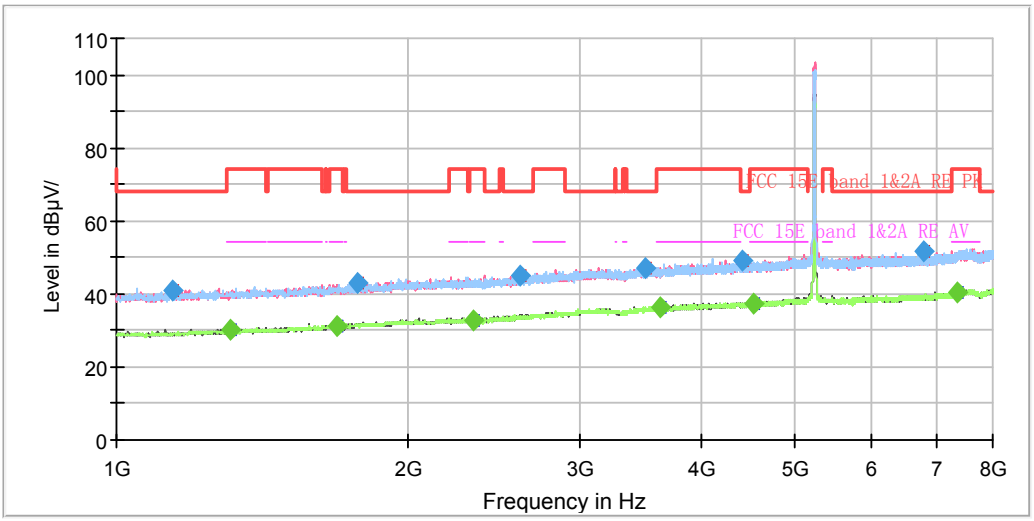


Note: The signal beyond the limit is carrier.

Radiates Emission from 1GHz to 8GHz

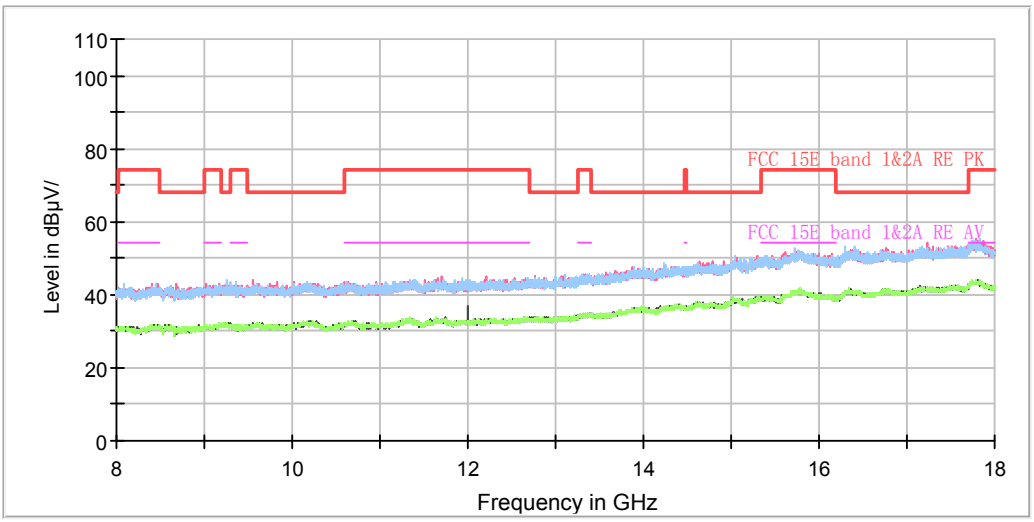


Radiates Emission from 8GHz to 18GHz


*This report shall not be reproduced except in full, without the written approval of TA Technology (Shanghai) Co., Ltd.*

| Frequency (MHz) | MaxPeak (dB μ V/m) | Average (dB μ V/m) | Limit (dB μ V/m) | Margin (dB) | Height (cm) | Pol | Azimuth (deg) | Corr. (dB) |
|---|---|---|---|---|---|---|---|---|
| 1143.500000 | 40.68 | --- | 68.20 | 27.52 | 200.0 | V | 127.0 | -8.1 |
| 1313.250000 | --- | 29.94 | 54.00 | 24.06 | 200.0 | V | 232.0 | -7.2 |
| 1686.000000 | --- | 30.99 | 54.00 | 23.01 | 100.0 | V | 143.0 | -5.1 |
| 1769.125000 | 43.16 | --- | 68.20 | 25.04 | 200.0 | V | 121.0 | -4.6 |
| 2333.500000 | --- | 32.93 | 54.00 | 21.07 | 100.0 | H | 44.0 | -2.2 |
| 2604.750000 | 45.15 | --- | 68.20 | 23.05 | 200.0 | H | 240.0 | -0.9 |
| 3511.250000 | 47.01 | --- | 68.20 | 21.19 | 100.0 | H | 330.0 | 2.4 |
| 3635.500000 | --- | 36.23 | 54.00 | 17.77 | 100.0 | V | 0.0 | 2.7 |
| 4415.125000 | 49.05 | --- | 68.20 | 19.15 | 100.0 | V | 327.0 | 4.9 |
| 4544.625000 | --- | 37.42 | 54.00 | 16.58 | 200.0 | V | 182.0 | 5.1 |
| 6800.375000 | 51.46 | --- | 68.20 | 16.74 | 200.0 | H | 355.0 | 9.1 |
| 7355.125000 | --- | 40.45 | 54.00 | 13.55 | 100.0 | V | 0.0 | 9.8 |

**Remark: 1. Correction Factor = Antenna factor+ Insertion loss (cable loss + amplifier gain)**


*This report shall not be reproduced except in full, without the written approval of TA Technology (Shanghai) Co., Ltd.*

**802.11n (HT20) CH52**

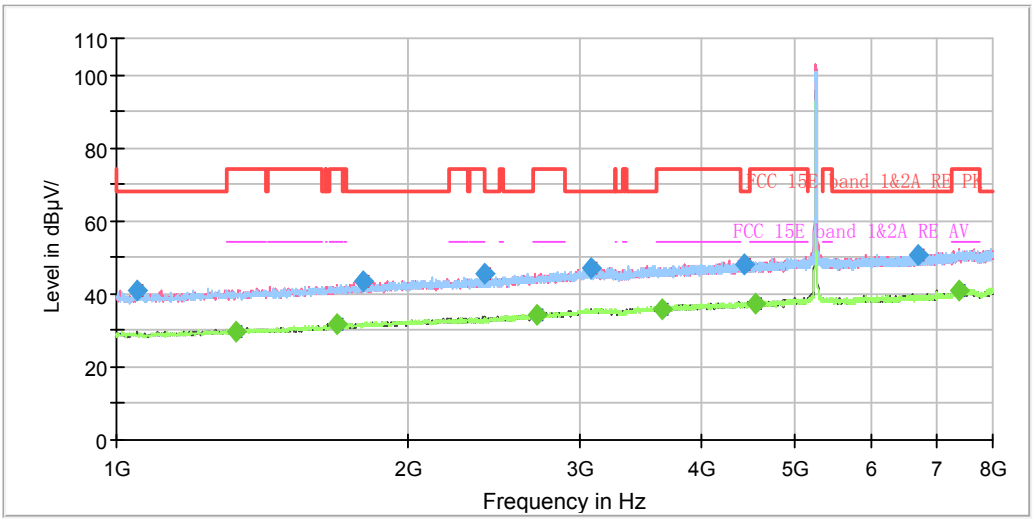


Note: The signal beyond the limit is carrier.

Radiates Emission from 1GHz to 8GHz

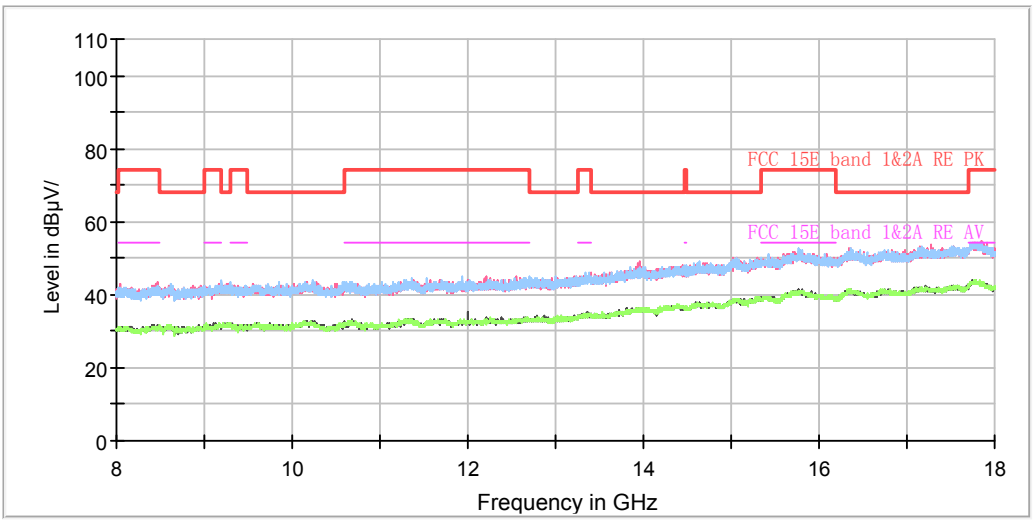


Radiates Emission from 8GHz to 18GHz


*This report shall not be reproduced except in full, without the written approval of TA Technology (Shanghai) Co., Ltd.*

| Frequency (MHz) | MaxPeak (dB μ V/m) | Average (dB μ V/m) | Limit (dB μ V/m) | Margin (dB) | Height (cm) | Pol | Azimuth (deg) | Corr. (dB) |
|---|---|---|---|---|---|---|---|---|
| 1051.625000 | 40.98 | --- | 68.20 | 27.22 | 200.0 | H | 331.0 | -8.6 |
| 1325.500000 | --- | 29.92 | 54.00 | 24.08 | 100.0 | V | 81.0 | -7.1 |
| 1689.500000 | --- | 31.60 | 54.00 | 22.40 | 100.0 | V | 241.0 | -5.1 |
| 1797.125000 | 43.38 | --- | 68.20 | 24.82 | 200.0 | V | 29.0 | -4.5 |
| 2394.750000 | 45.47 | --- | 68.20 | 22.73 | 100.0 | V | 279.0 | -2.0 |
| 2711.500000 | --- | 34.45 | 54.00 | 19.55 | 200.0 | V | 4.0 | -0.4 |
| 3088.625000 | 46.85 | --- | 68.20 | 21.35 | 200.0 | V | 62.0 | 1.5 |
| 3647.750000 | --- | 35.93 | 54.00 | 18.07 | 200.0 | V | 0.0 | 2.8 |
| 4426.500000 | 47.97 | --- | 68.20 | 20.23 | 100.0 | H | 234.0 | 4.9 |
| 4563.000000 | --- | 37.58 | 54.00 | 16.42 | 100.0 | V | 169.0 | 5.1 |
| 6698.875000 | 50.56 | --- | 68.20 | 17.64 | 200.0 | V | 106.0 | 8.8 |
| 7375.250000 | --- | 41.01 | 54.00 | 12.99 | 100.0 | H | 29.0 | 9.8 |

**Remark: 1. Correction Factor = Antenna factor+ Insertion loss (cable loss + amplifier gain)**


*This report shall not be reproduced except in full, without the written approval of TA Technology (Shanghai) Co., Ltd.*

**802.11n (HT20) CH60**

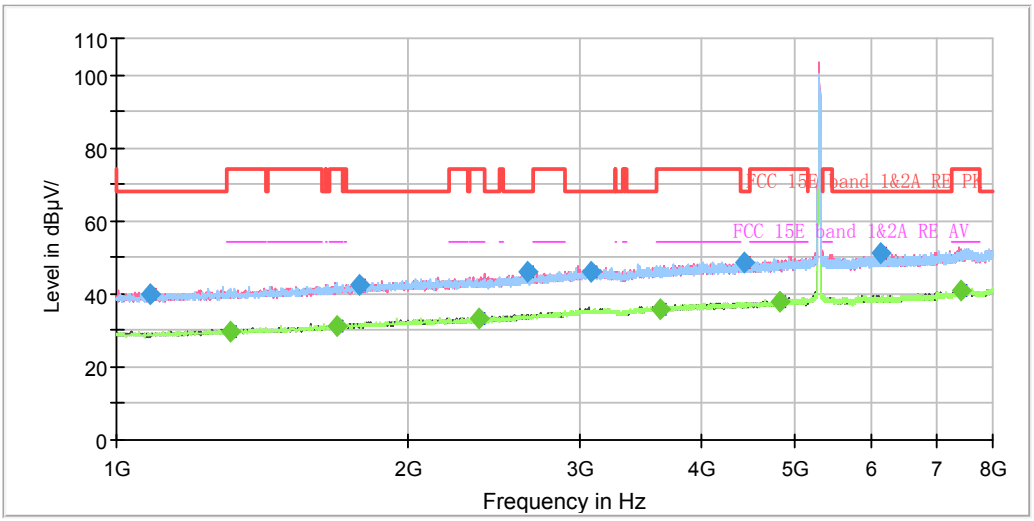


Note: The signal beyond the limit is carrier.

Radiates Emission from 1GHz to 8GHz

Radiates Emission from 8GHz to 18GHz


*This report shall not be reproduced except in full, without the written approval of TA Technology (Shanghai) Co., Ltd.*

| Frequency (MHz) | MaxPeak (dB μ V/m) | Average (dB μ V/m) | Limit (dB μ V/m) | Margin (dB) | Height (cm) | Pol | Azimuth (deg) | Corr. (dB) |
|---|---|---|---|---|---|---|---|---|
| 1084.875000 | 39.98 | --- | 68.20 | 28.22 | 200.0 | V | 85.0 | -8.4 |
| 1308.000000 | --- | 29.90 | 54.00 | 24.10 | 100.0 | V | 282.0 | -7.2 |
| 1688.625000 | --- | 31.43 | 54.00 | 22.57 | 100.0 | V | 219.0 | -5.1 |
| 1776.125000 | 42.50 | --- | 68.20 | 25.70 | 100.0 | V | 320.0 | -4.6 |
| 2358.875000 | --- | 33.44 | 54.00 | 20.56 | 100.0 | V | 332.0 | -2.1 |
| 2656.375000 | 46.04 | --- | 68.20 | 22.16 | 200.0 | H | 285.0 | -0.7 |
| 3089.500000 | 46.29 | --- | 68.20 | 21.91 | 100.0 | V | 0.0 | 1.5 |
| 3641.625000 | --- | 35.96 | 54.00 | 18.04 | 100.0 | V | 219.0 | 2.8 |
| 4437.875000 | 48.61 | --- | 68.20 | 19.59 | 100.0 | V | 231.0 | 4.9 |
| 4834.250000 | --- | 37.95 | 54.00 | 16.05 | 100.0 | V | 358.0 | 6.0 |
| 6131.000000 | 51.18 | --- | 68.20 | 17.02 | 100.0 | H | 255.0 | 8.1 |
| 7403.250000 | --- | 41.13 | 54.00 | 12.87 | 200.0 | H | 324.0 | 9.8 |

**Remark: 1. Correction Factor = Antenna factor+ Insertion loss (cable loss + amplifier gain)**


*This report shall not be reproduced except in full, without the written approval of TA Technology (Shanghai) Co., Ltd.*

**802.11n (HT20) CH64**

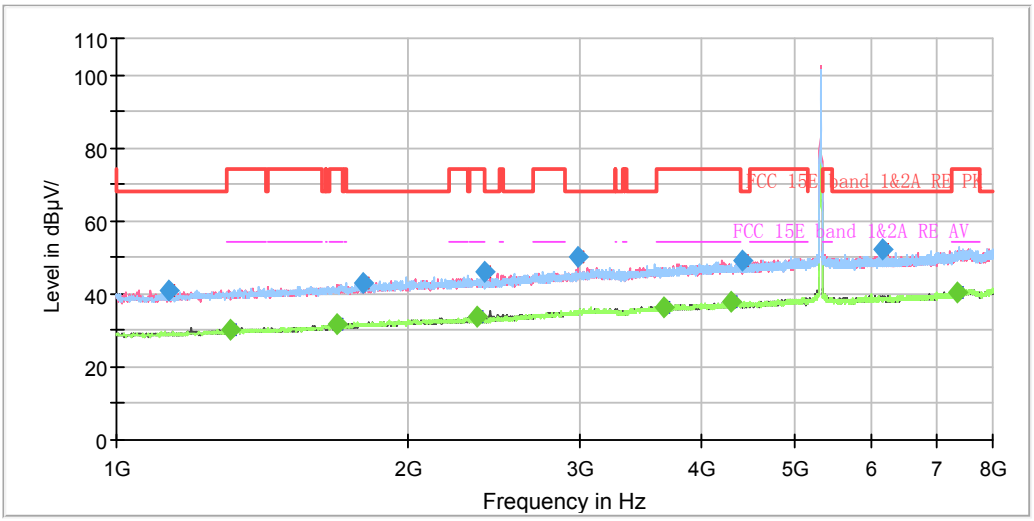


Note: The signal beyond the limit is carrier.

Radiates Emission from 1GHz to 8GHz

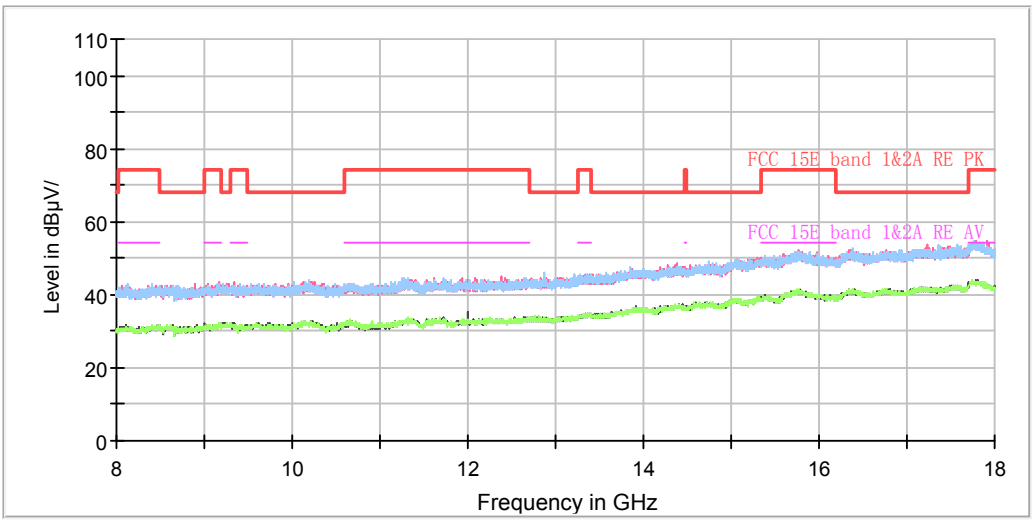


Radiates Emission from 8GHz to 18GHz


*This report shall not be reproduced except in full, without the written approval of TA Technology (Shanghai) Co., Ltd.*

| Frequency (MHz) | MaxPeak (dB μ V/m) | Average (dB μ V/m) | Limit (dB μ V/m) | Margin (dB) | Height (cm) | Pol | Azimuth (deg) | Corr. (dB) |
|---|---|---|---|---|---|---|---|---|
| 1133.875000 | 40.68 | --- | 68.20 | 27.52 | 100.0 | H | 33.0 | -8.2 |
| 1308.875000 | --- | 29.99 | 54.00 | 24.01 | 200.0 | V | 222.0 | -7.2 |
| 1687.750000 | --- | 31.66 | 54.00 | 22.34 | 100.0 | V | 17.0 | -5.1 |
| 1796.250000 | 43.20 | --- | 68.20 | 25.00 | 100.0 | V | 339.0 | -4.5 |
| 2353.625000 | --- | 34.01 | 54.00 | 19.99 | 200.0 | V | 272.0 | -2.1 |
| 2394.750000 | 46.00 | --- | 68.20 | 22.20 | 200.0 | V | 40.0 | -2.0 |
| 2990.625000 | 50.11 | --- | 68.20 | 18.09 | 200.0 | V | 115.0 | 1.1 |
| 3666.125000 | --- | 36.24 | 54.00 | 17.76 | 100.0 | V | 333.0 | 2.9 |
| 4304.875000 | --- | 37.64 | 54.00 | 16.36 | 200.0 | V | 309.0 | 4.5 |
| 4412.500000 | 49.00 | --- | 68.20 | 19.20 | 200.0 | V | 171.0 | 4.9 |
| 6155.500000 | 52.03 | --- | 68.20 | 16.17 | 200.0 | V | 128.0 | 8.1 |
| 7347.250000 | --- | 40.50 | 54.00 | 13.50 | 100.0 | H | 231.0 | 9.8 |

**Remark: 1. Correction Factor = Antenna factor+ Insertion loss (cable loss + amplifier gain)**


*This report shall not be reproduced except in full, without the written approval of TA Technology (Shanghai) Co., Ltd.*

**802.11n (HT20) CH100**

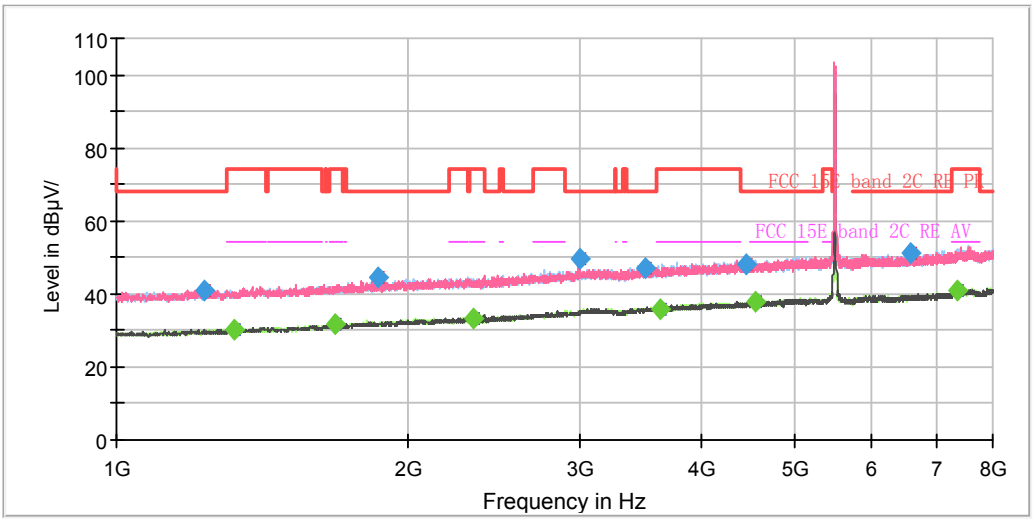


Note: The signal beyond the limit is carrier.

Radiates Emission from 1GHz to 8GHz

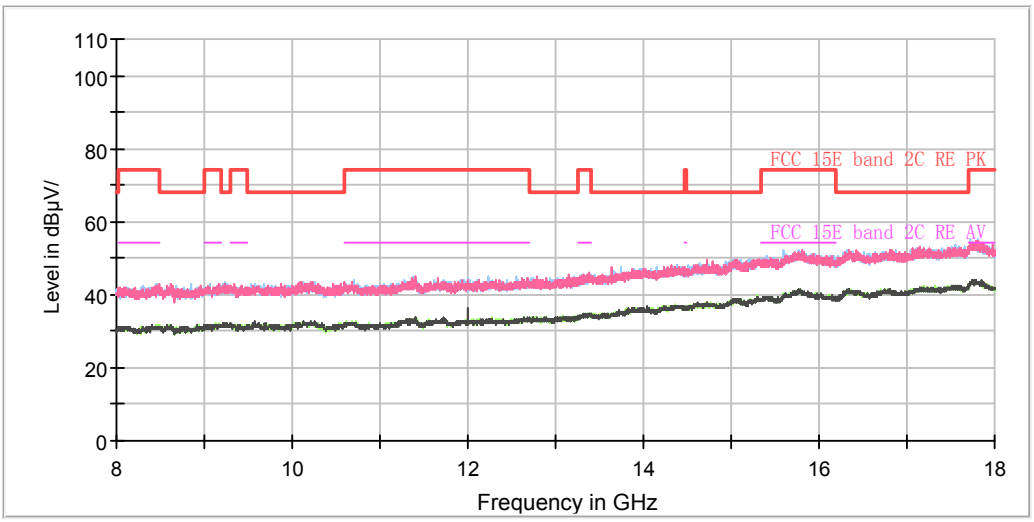


Radiates Emission from 8GHz to 18GHz


*This report shall not be reproduced except in full, without the written approval of TA Technology (Shanghai) Co., Ltd.*

| Frequency (MHz) | MaxPeak (dB μ V/m) | Average (dB μ V/m) | Limit (dB μ V/m) | Margin (dB) | Height (cm) | Pol | Azimuth (deg) | Corr. (dB) |
|---|---|---|---|---|---|---|---|---|
| 1230.125000 | 40.99 | --- | 68.20 | 27.21 | 200.0 | V | 108.0 | -7.6 |
| 1319.375000 | --- | 30.09 | 54.00 | 23.91 | 200.0 | H | 37.0 | -7.1 |
| 1680.750000 | --- | 31.66 | 54.00 | 22.34 | 100.0 | H | 43.0 | -5.1 |
| 1863.625000 | 44.48 | --- | 68.20 | 23.72 | 200.0 | V | 342.0 | -4.1 |
| 2328.250000 | --- | 33.50 | 54.00 | 20.50 | 100.0 | H | 38.0 | -2.2 |
| 2997.625000 | 49.47 | --- | 68.20 | 18.73 | 200.0 | V | 114.0 | 1.1 |
| 3508.625000 | 47.14 | --- | 68.20 | 21.06 | 100.0 | H | 352.0 | 2.3 |
| 3639.875000 | --- | 35.94 | 54.00 | 18.06 | 200.0 | H | 221.0 | 2.8 |
| 4459.750000 | 48.25 | --- | 68.20 | 19.95 | 100.0 | H | 307.0 | 4.9 |
| 4559.500000 | --- | 37.68 | 54.00 | 16.32 | 200.0 | V | 0.0 | 5.1 |
| 6572.000000 | 51.04 | --- | 68.20 | 17.16 | 200.0 | V | 273.0 | 8.6 |
| 7350.750000 | --- | 40.88 | 54.00 | 13.12 | 100.0 | H | 320.0 | 9.8 |

**Remark: 1. Correction Factor = Antenna factor+ Insertion loss (cable loss + amplifier gain)**


*This report shall not be reproduced except in full, without the written approval of TA Technology (Shanghai) Co., Ltd.*

## 802.11n (HT20) CH116

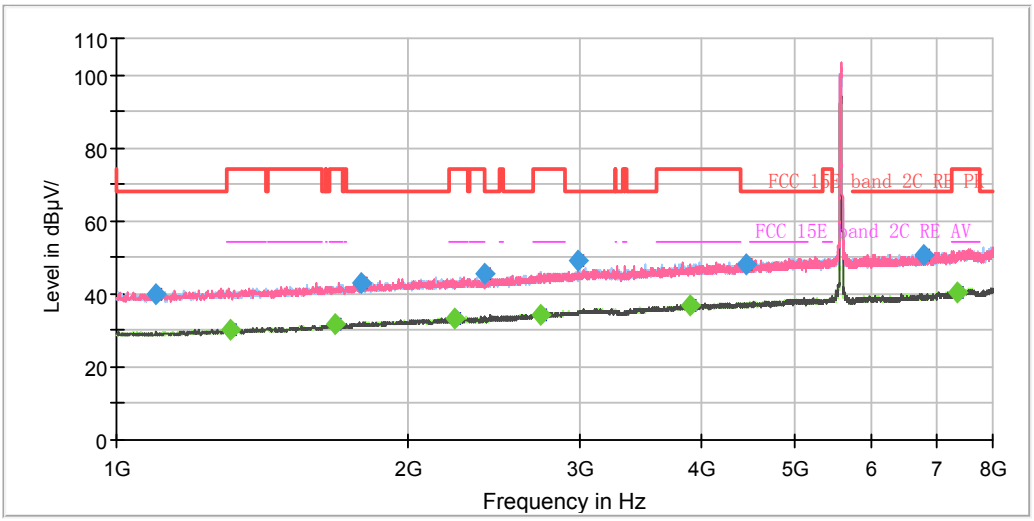


Note: The signal beyond the limit is carrier.

Radiates Emission from 1GHz to 8GHz

Radiates Emission from 8GHz to 18GHz


*This report shall not be reproduced except in full, without the written approval of TA Technology (Shanghai) Co., Ltd.*

| Frequency (MHz) | MaxPeak (dB μ V/m) | Average (dB μ V/m) | Limit (dB μ V/m) | Margin (dB) | Height (cm) | Pol | Azimuth (deg) | Corr. (dB) |
|---|---|---|---|---|---|---|---|---|
| 1096.250000 | 40.01 | --- | 68.20 | 28.19 | 100.0 | V | 242.0 | -8.4 |
| 1308.000000 | --- | 30.11 | 54.00 | 23.89 | 200.0 | H | 271.0 | -7.2 |
| 1678.125000 | --- | 31.71 | 54.00 | 22.29 | 100.0 | H | 195.0 | -5.1 |
| 1791.000000 | 43.02 | --- | 68.20 | 25.18 | 100.0 | V | 222.0 | -4.5 |
| 2229.375000 | --- | 33.07 | 54.00 | 20.93 | 100.0 | H | 270.0 | -2.6 |
| 2394.750000 | 45.49 | --- | 68.20 | 22.71 | 200.0 | V | 198.0 | -2.0 |
| 2730.750000 | --- | 34.41 | 54.00 | 19.59 | 100.0 | V | 321.0 | -0.3 |
| 2993.250000 | 49.00 | --- | 68.20 | 19.20 | 100.0 | V | 247.0 | 1.1 |
| 3901.500000 | --- | 36.98 | 54.00 | 17.02 | 200.0 | H | 325.0 | 3.8 |
| 4451.875000 | 48.17 | --- | 68.20 | 20.03 | 200.0 | H | 0.0 | 4.9 |
| 6788.125000 | 50.77 | --- | 68.20 | 17.43 | 200.0 | H | 71.0 | 9.0 |
| 7360.375000 | --- | 40.53 | 54.00 | 13.47 | 200.0 | H | 253.0 | 9.8 |

**Remark: 1. Correction Factor = Antenna factor+ Insertion loss (cable loss + amplifier gain)**


*This report shall not be reproduced except in full, without the written approval of TA Technology (Shanghai) Co., Ltd.*

**802.11n (HT20) CH140**

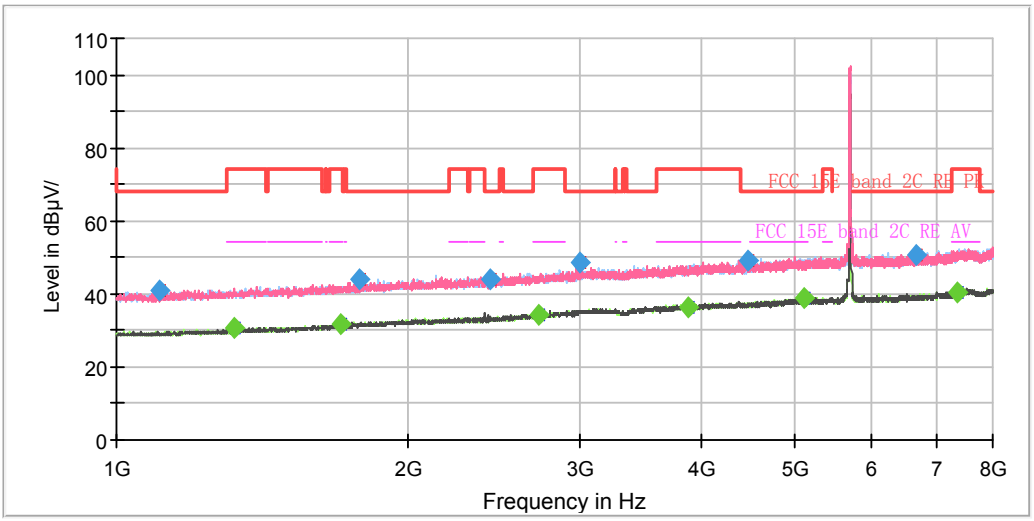


Note: The signal beyond the limit is carrier.

Radiates Emission from 1GHz to 8GHz

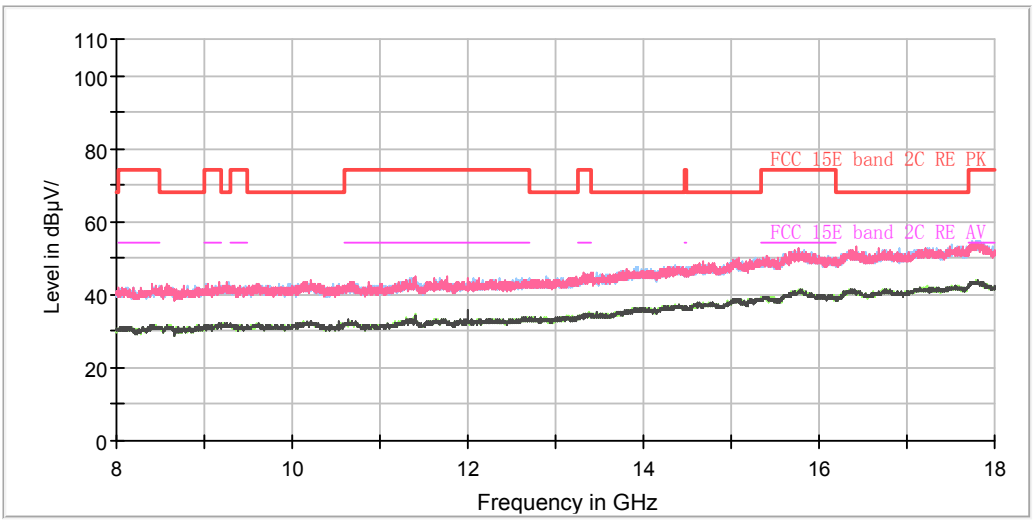


Radiates Emission from 8GHz to 18GHz


*This report shall not be reproduced except in full, without the written approval of TA Technology (Shanghai) Co., Ltd.*

| Frequency (MHz) | MaxPeak (dB μ V/m) | Average (dB μ V/m) | Limit (dB μ V/m) | Margin (dB) | Height (cm) | Pol | Azimuth (deg) | Corr. (dB) |
|---|---|---|---|---|---|---|---|---|
| 1105.000000 | 40.86 | --- | 68.20 | 27.34 | 100.0 | H | 81.0 | -8.3 |
| 1324.625000 | --- | 30.66 | 54.00 | 23.34 | 100.0 | H | 236.0 | -7.1 |
| 1700.875000 | --- | 31.51 | 54.00 | 22.49 | 200.0 | V | 358.0 | -5.0 |
| 1776.125000 | 44.16 | --- | 68.20 | 24.04 | 100.0 | V | 70.0 | -4.6 |
| 2429.750000 | 44.18 | --- | 68.20 | 24.02 | 200.0 | V | 289.0 | -1.8 |
| 2722.000000 | --- | 34.53 | 54.00 | 19.47 | 200.0 | V | 0.0 | -0.4 |
| 2998.500000 | 48.39 | --- | 68.20 | 19.81 | 200.0 | V | 319.0 | 1.1 |
| 3876.125000 | --- | 36.45 | 54.00 | 17.55 | 200.0 | V | 263.0 | 3.7 |
| 4481.625000 | 48.92 | --- | 68.20 | 19.28 | 200.0 | H | 0.0 | 4.9 |
| 5106.375000 | --- | 38.68 | 54.00 | 15.32 | 100.0 | H | 249.0 | 6.6 |
| 6666.500000 | 50.74 | --- | 68.20 | 17.46 | 100.0 | V | 250.0 | 8.8 |
| 7344.625000 | --- | 40.45 | 54.00 | 13.55 | 200.0 | H | 221.0 | 9.8 |

**Remark: 1. Correction Factor = Antenna factor+ Insertion loss (cable loss + amplifier gain)**


*This report shall not be reproduced except in full, without the written approval of TA Technology (Shanghai) Co., Ltd.*

**802.11n (HT20) CH149**

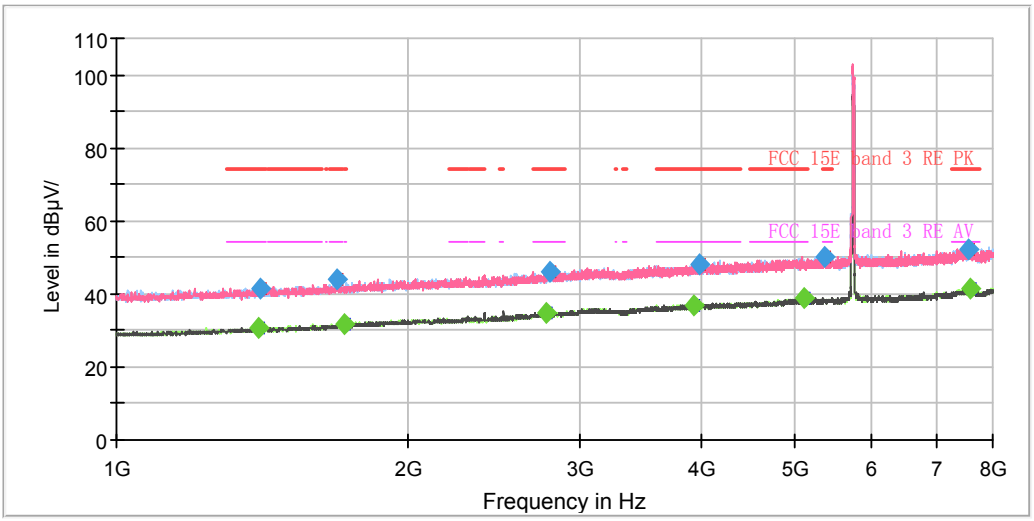


Note: The signal beyond the limit is carrier.
Radiates Emission from 1GHz to 8GHz

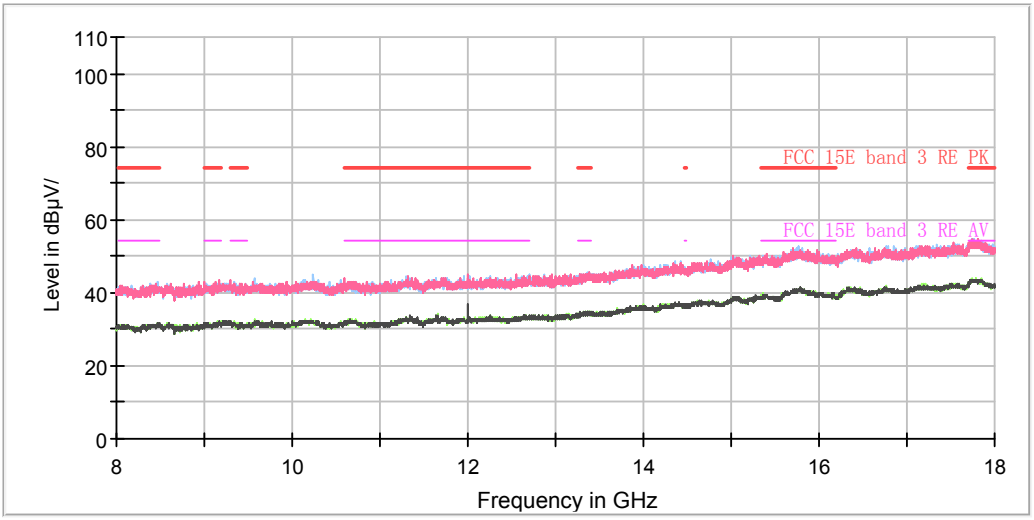


Radiates Emission from 8GHz to 18GHz


*This report shall not be reproduced except in full, without the written approval of TA Technology (Shanghai) Co., Ltd.*

| Frequency (MHz) | MaxPeak (dB μ V/m) | Average (dB μ V/m) | Limit (dB μ V/m) | Margin (dB) | Height (cm) | Pol | Azimuth (deg) | Corr. (dB) |
|---|---|---|---|---|---|---|---|---|
| 1403.375000 | --- | 30.87 | 54.00 | 23.13 | 100.0 | V | 149.0 | -6.7 |
| 1406.000000 | 41.47 | --- | 74.00 | 32.53 | 200.0 | V | 44.0 | -6.7 |
| 1688.625000 | 44.01 | --- | 74.00 | 29.99 | 200.0 | H | 135.0 | -5.1 |
| 1719.250000 | --- | 31.79 | 54.00 | 22.21 | 100.0 | H | 38.0 | -4.9 |
| 2768.375000 | --- | 34.87 | 54.00 | 19.13 | 200.0 | V | 214.0 | -0.1 |
| 2803.375000 | 46.06 | --- | 74.00 | 27.94 | 200.0 | V | 220.0 | 0.1 |
| 3939.125000 | --- | 36.94 | 54.00 | 17.06 | 100.0 | H | 167.0 | 3.9 |
| 3996.875000 | 48.09 | --- | 74.00 | 25.91 | 200.0 | V | 226.0 | 4.0 |
| 5112.500000 | --- | 38.69 | 54.00 | 15.31 | 200.0 | V | 0.0 | 6.6 |
| 5371.500000 | 50.27 | --- | 74.00 | 23.73 | 200.0 | H | 28.0 | 7.0 |
| 7568.625000 | 52.35 | --- | 74.00 | 21.65 | 100.0 | V | 16.0 | 10.1 |
| 7572.125000 | --- | 41.19 | 54.00 | 12.81 | 200.0 | V | 296.0 | 10.1 |

**Remark: 1. Correction Factor = Antenna factor+ Insertion loss (cable loss + amplifier gain)**


*This report shall not be reproduced except in full, without the written approval of TA Technology (Shanghai) Co., Ltd.*

**802.11n (HT20) CH157**

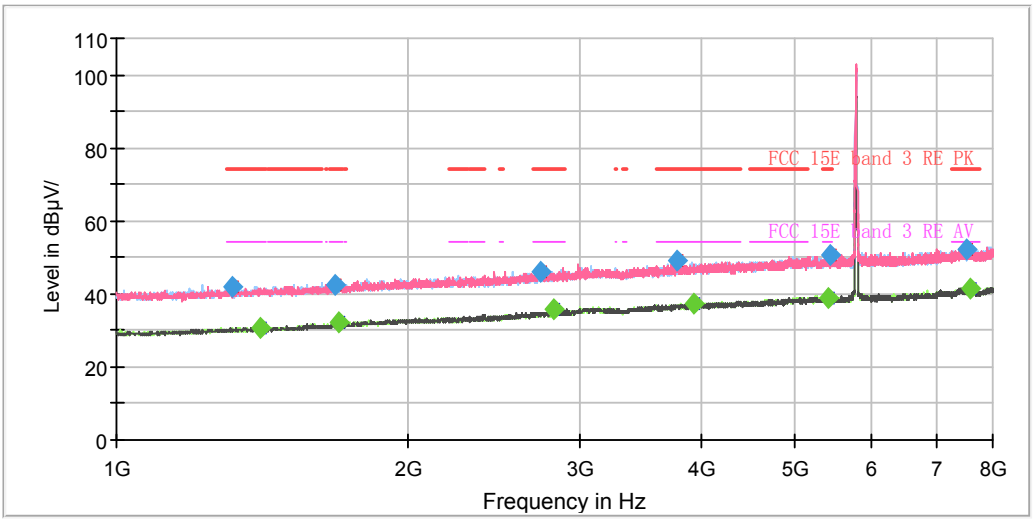


Note: The signal beyond the limit is carrier.
Radiates Emission from 1GHz to 8GHz

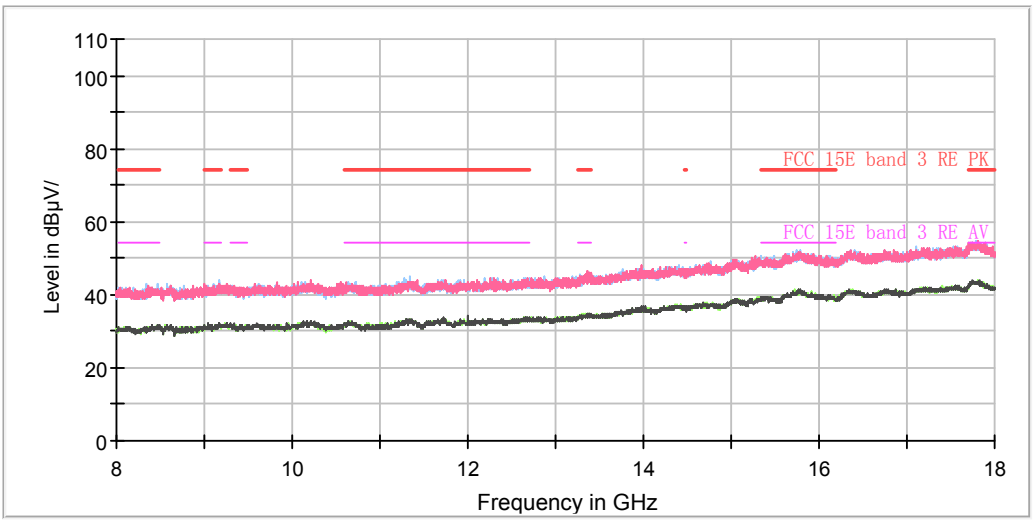


Radiates Emission from 8GHz to 18GHz


*This report shall not be reproduced except in full, without the written approval of TA Technology (Shanghai) Co., Ltd.*

| Frequency (MHz) | MaxPeak (dB μ V/m) | Average (dB μ V/m) | Limit (dB μ V/m) | Margin (dB) | Height (cm) | Pol | Azimuth (deg) | Corr. (dB) |
|---|---|---|---|---|---|---|---|---|
| 1318.500000 | 42.02 | --- | 74.00 | 31.98 | 100.0 | V | 41.0 | -7.1 |
| 1407.750000 | --- | 30.95 | 54.00 | 23.05 | 100.0 | H | 242.0 | -6.7 |
| 1681.625000 | 42.65 | --- | 74.00 | 31.35 | 100.0 | H | 116.0 | -5.1 |
| 1697.375000 | --- | 32.22 | 54.00 | 21.78 | 200.0 | H | 292.0 | -5.0 |
| 2737.750000 | 46.22 | --- | 74.00 | 27.78 | 200.0 | V | 289.0 | -0.3 |
| 2823.500000 | --- | 35.64 | 54.00 | 18.36 | 200.0 | V | 289.0 | 0.2 |
| 3777.250000 | 48.87 | --- | 74.00 | 25.13 | 200.0 | V | 171.0 | 3.4 |
| 3943.500000 | --- | 37.33 | 54.00 | 16.67 | 200.0 | H | 182.0 | 3.9 |
| 5424.875000 | --- | 38.94 | 54.00 | 15.06 | 200.0 | V | 158.0 | 7.1 |
| 5451.125000 | 50.40 | --- | 74.00 | 23.60 | 100.0 | H | 229.0 | 7.3 |
| 7502.125000 | 52.23 | --- | 74.00 | 21.77 | 200.0 | H | 29.0 | 9.9 |
| 7583.500000 | --- | 41.39 | 54.00 | 12.61 | 200.0 | H | 220.0 | 10.1 |

**Remark: 1. Correction Factor = Antenna factor+ Insertion loss (cable loss + amplifier gain)**


*This report shall not be reproduced except in full, without the written approval of TA Technology (Shanghai) Co., Ltd.*

**802.11n (HT20) CH165**

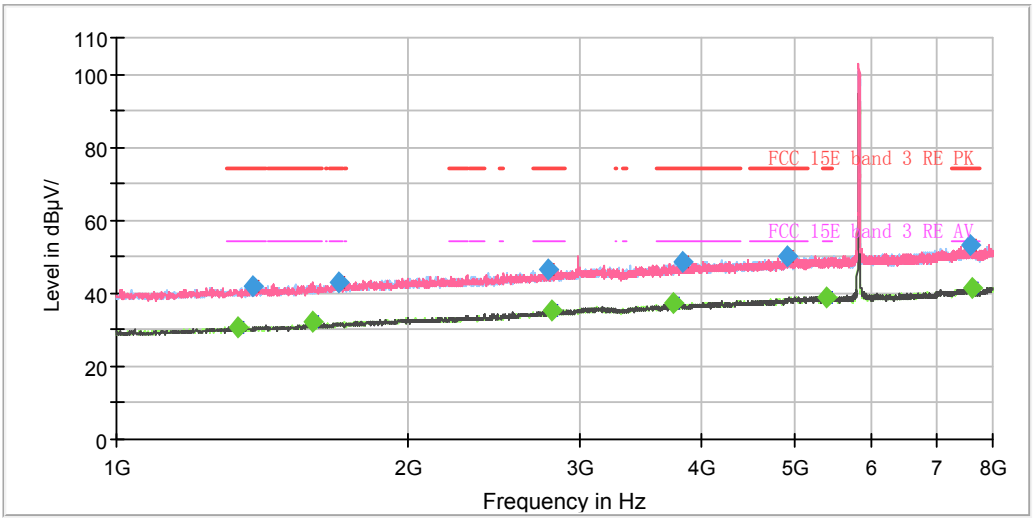


Note: The signal beyond the limit is carrier.

Radiates Emission from 1GHz to 8GHz

Radiates Emission from 8GHz to 18GHz


*This report shall not be reproduced except in full, without the written approval of TA Technology (Shanghai) Co., Ltd.*

| Frequency (MHz) | MaxPeak (dB μ V/m) | Average (dB μ V/m) | Limit (dB μ V/m) | Margin (dB) | Height (cm) | Pol | Azimuth (deg) | Corr. (dB) |
|---|---|---|---|---|---|---|---|---|
| 1333.375000 | --- | 30.95 | 54.00 | 23.05 | 200.0 | V | 296.0 | -7.1 |
| 1381.500000 | 42.10 | --- | 74.00 | 31.90 | 200.0 | H | 231.0 | -6.8 |
| 1594.125000 | --- | 32.04 | 54.00 | 21.96 | 200.0 | V | 315.0 | -5.6 |
| 1692.125000 | 43.19 | --- | 74.00 | 30.81 | 100.0 | H | 221.0 | -5.1 |
| 2788.500000 | 46.66 | --- | 74.00 | 27.34 | 100.0 | H | 357.0 | 0.0 |
| 2805.125000 | --- | 35.37 | 54.00 | 18.63 | 100.0 | H | 357.0 | 0.1 |
| 3751.875000 | --- | 37.15 | 54.00 | 16.85 | 100.0 | V | 51.0 | 3.2 |
| 3829.750000 | 48.37 | --- | 74.00 | 25.63 | 100.0 | V | 165.0 | 3.6 |
| 4903.375000 | 50.30 | --- | 74.00 | 23.70 | 100.0 | H | 0.0 | 6.4 |
| 5380.250000 | --- | 38.96 | 54.00 | 15.04 | 100.0 | H | 14.0 | 7.0 |
| 7593.125000 | 53.09 | --- | 74.00 | 20.91 | 200.0 | H | 314.0 | 10.1 |
| 7620.250000 | --- | 41.31 | 54.00 | 12.69 | 200.0 | V | 238.0 | 10.2 |

**Remark: 1. Correction Factor = Antenna factor+ Insertion loss (cable loss + amplifier gain)**


*This report shall not be reproduced except in full, without the written approval of TA Technology (Shanghai) Co., Ltd.*

**802.11n (HT40) CH38**

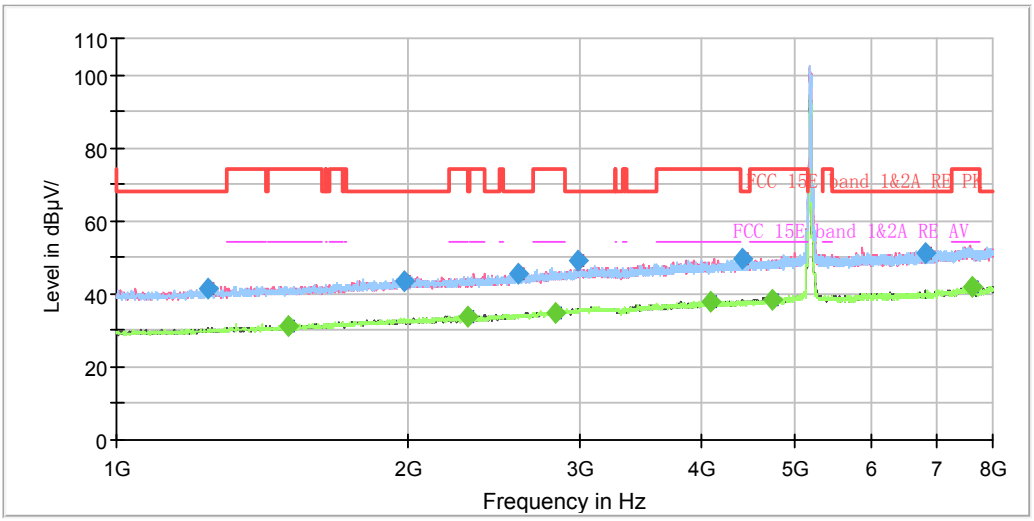


Note: The signal beyond the limit is carrier.

Radiates Emission from 1GHz to 8GHz

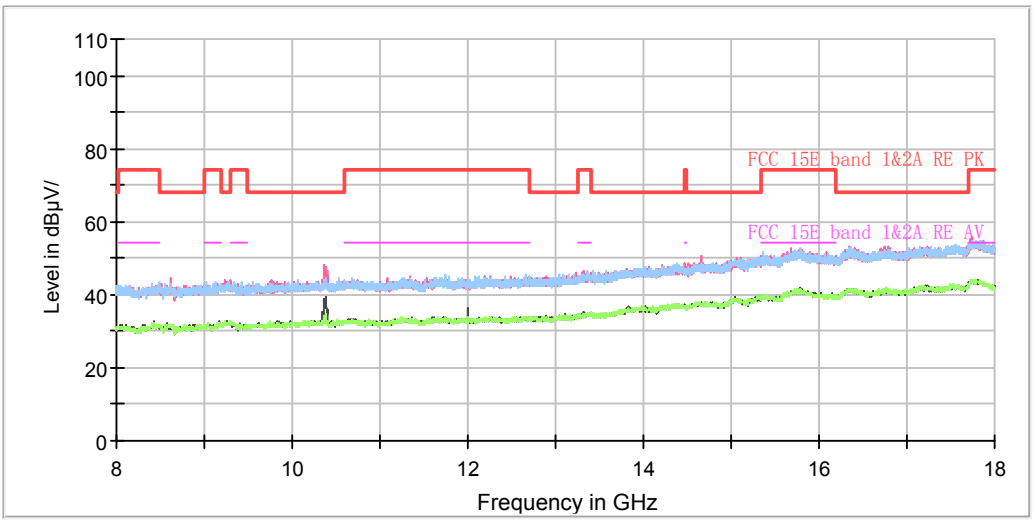


Radiates Emission from 8GHz to 18GHz


*This report shall not be reproduced except in full, without the written approval of TA Technology (Shanghai) Co., Ltd.*

| Frequency (MHz) | MaxPeak (dB μ V/m) | Average (dB μ V/m) | Limit (dB μ V/m) | Margin (dB) | Height (cm) | Pol | Azimuth (deg) | Corr. (dB) |
|---|---|---|---|---|---|---|---|---|
| 1240.625000 | 41.22 | --- | 68.20 | 26.98 | 100.0 | H | 39.0 | -7.6 |
| 1504.000000 | --- | 31.00 | 54.00 | 23.00 | 200.0 | V | 14.0 | -6.2 |
| 1979.125000 | 43.53 | --- | 68.20 | 24.67 | 200.0 | V | 201.0 | -3.5 |
| 2298.500000 | --- | 33.91 | 54.00 | 20.09 | 200.0 | V | 222.0 | -2.2 |
| 2598.625000 | 45.74 | --- | 68.20 | 22.46 | 200.0 | V | 267.0 | -1.0 |
| 2828.750000 | --- | 35.01 | 54.00 | 18.99 | 200.0 | V | 80.0 | 0.2 |
| 2993.250000 | 49.33 | --- | 68.20 | 18.87 | 100.0 | V | 248.0 | 1.1 |
| 4096.625000 | --- | 37.96 | 54.00 | 16.04 | 100.0 | H | 96.0 | 4.2 |
| 4425.625000 | 49.40 | --- | 68.20 | 18.80 | 100.0 | V | 22.0 | 4.9 |
| 4751.125000 | --- | 38.46 | 54.00 | 15.54 | 200.0 | H | 282.0 | 5.8 |
| 6809.125000 | 51.17 | --- | 68.20 | 17.03 | 200.0 | H | 306.0 | 9.1 |
| 7617.625000 | --- | 42.07 | 54.00 | 11.93 | 200.0 | H | 0.0 | 10.2 |

**Remark: 1. Correction Factor = Antenna factor+ Insertion loss (cable loss + amplifier gain)**


*This report shall not be reproduced except in full, without the written approval of TA Technology (Shanghai) Co., Ltd.*

**802.11n (HT40) CH46**

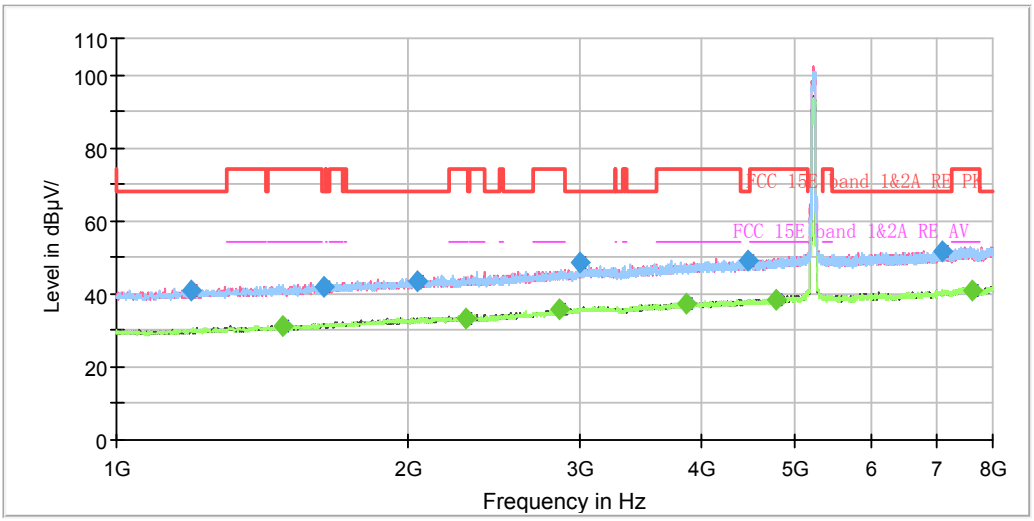


Note: The signal beyond the limit is carrier.

Radiates Emission from 1GHz to 8GHz

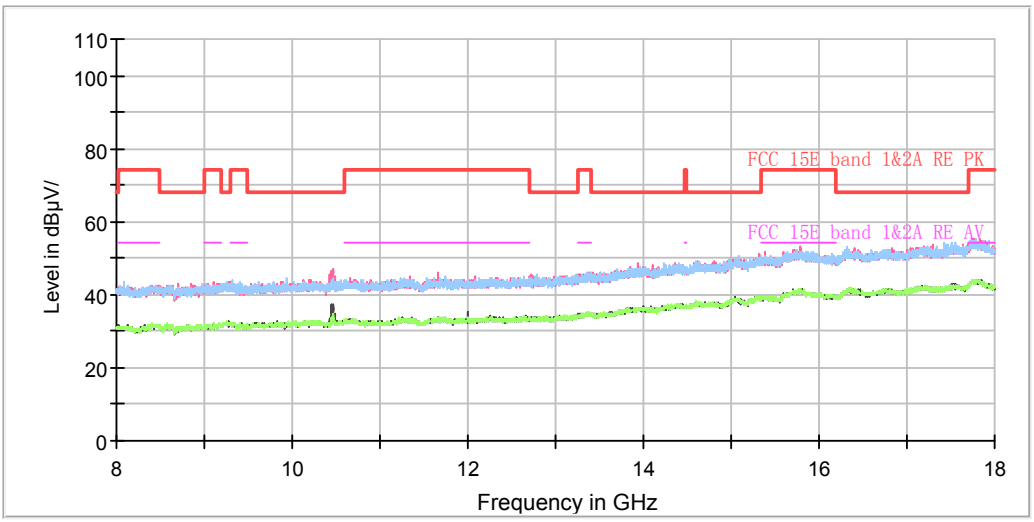


Radiates Emission from 8GHz to 18GHz


*This report shall not be reproduced except in full, without the written approval of TA Technology (Shanghai) Co., Ltd.*

| Frequency (MHz) | MaxPeak (dB μ V/m) | Average (dB μ V/m) | Limit (dB μ V/m) | Margin (dB) | Height (cm) | Pol | Azimuth (deg) | Corr. (dB) |
|---|---|---|---|---|---|---|---|---|
| 1194.250000 | 40.81 | --- | 68.20 | 27.39 | 200.0 | V | 96.0 | -7.8 |
| 1481.250000 | --- | 31.45 | 54.00 | 22.55 | 200.0 | H | 198.0 | -6.3 |
| 1634.375000 | 42.14 | --- | 68.20 | 26.06 | 100.0 | V | 29.0 | -5.4 |
| 2040.375000 | 43.72 | --- | 68.20 | 24.48 | 100.0 | V | 228.0 | -3.2 |
| 2295.875000 | --- | 33.45 | 54.00 | 20.55 | 200.0 | V | 275.0 | -2.2 |
| 2855.000000 | --- | 35.65 | 54.00 | 18.35 | 200.0 | H | 1.0 | 0.4 |
| 2998.500000 | 48.82 | --- | 68.20 | 19.38 | 200.0 | V | 60.0 | 1.1 |
| 3866.500000 | --- | 37.42 | 54.00 | 16.58 | 200.0 | H | 205.0 | 3.7 |
| 4483.375000 | 49.29 | --- | 68.20 | 18.91 | 200.0 | V | 337.0 | 4.9 |
| 4773.000000 | --- | 38.56 | 54.00 | 15.44 | 100.0 | H | 334.0 | 5.8 |
| 7097.875000 | 51.78 | --- | 68.20 | 16.42 | 200.0 | H | 110.0 | 9.3 |
| 7626.375000 | --- | 40.99 | 54.00 | 13.01 | 100.0 | V | 148.0 | 10.2 |

**Remark: 1. Correction Factor = Antenna factor+ Insertion loss (cable loss + amplifier gain)**


*This report shall not be reproduced except in full, without the written approval of TA Technology (Shanghai) Co., Ltd.*

**802.11n (HT40) CH54**

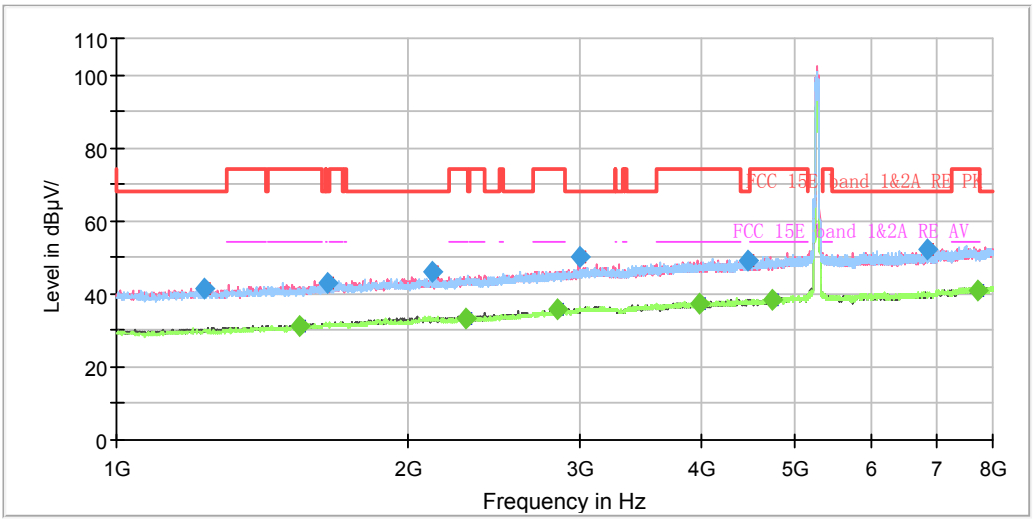


Note: The signal beyond the limit is carrier.

Radiates Emission from 1GHz to 8GHz

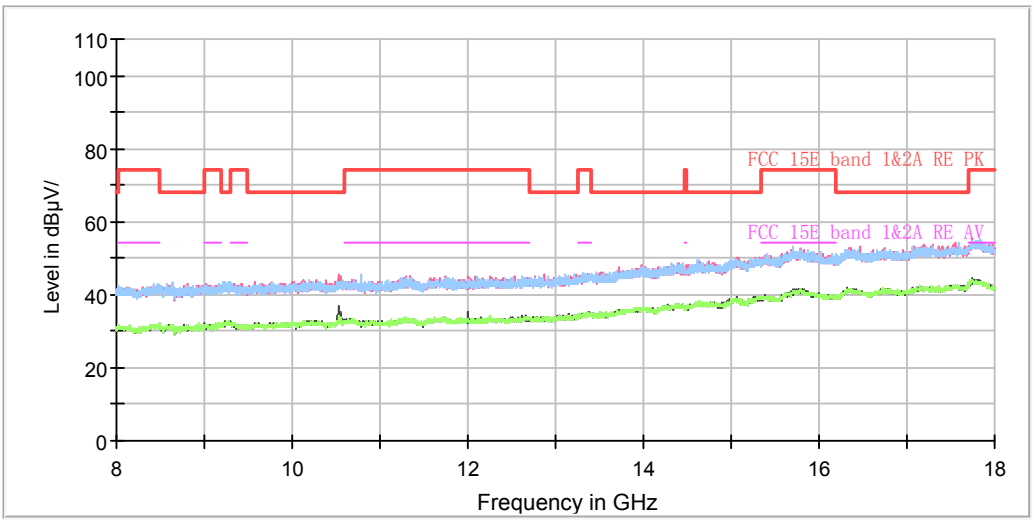


Radiates Emission from 8GHz to 18GHz


*This report shall not be reproduced except in full, without the written approval of TA Technology (Shanghai) Co., Ltd.*

| Frequency (MHz) | MaxPeak (dB μ V/m) | Average (dB μ V/m) | Limit (dB μ V/m) | Margin (dB) | Height (cm) | Pol | Azimuth (deg) | Corr. (dB) |
|---|---|---|---|---|---|---|---|---|
| 1231.000000 | 41.51 | --- | 68.20 | 26.69 | 200.0 | H | 306.0 | -7.6 |
| 1541.625000 | --- | 31.41 | 54.00 | 22.59 | 200.0 | V | 107.0 | -6.0 |
| 1649.250000 | 42.87 | --- | 68.20 | 25.33 | 100.0 | H | 30.0 | -5.3 |
| 2113.000000 | 45.99 | --- | 68.20 | 22.21 | 100.0 | H | 0.0 | -2.9 |
| 2294.125000 | --- | 33.46 | 54.00 | 20.54 | 200.0 | V | 330.0 | -2.2 |
| 2849.750000 | --- | 35.58 | 54.00 | 18.42 | 200.0 | V | 152.0 | 0.4 |
| 2996.750000 | 50.11 | --- | 68.20 | 18.09 | 100.0 | V | 105.0 | 1.1 |
| 3982.875000 | --- | 37.44 | 54.00 | 16.56 | 100.0 | H | 110.0 | 4.0 |
| 4468.500000 | 48.87 | --- | 68.20 | 19.33 | 100.0 | H | 153.0 | 4.9 |
| 4738.000000 | --- | 38.51 | 54.00 | 15.49 | 100.0 | V | 340.0 | 5.7 |
| 6845.875000 | 52.04 | --- | 68.20 | 16.16 | 100.0 | H | 0.0 | 9.1 |
| 7719.125000 | --- | 40.95 | 54.00 | 13.05 | 100.0 | V | 197.0 | 10.2 |

**Remark: 1. Correction Factor = Antenna factor+ Insertion loss (cable loss + amplifier gain)**


*This report shall not be reproduced except in full, without the written approval of TA Technology (Shanghai) Co., Ltd.*

**802.11n (HT40) CH62**

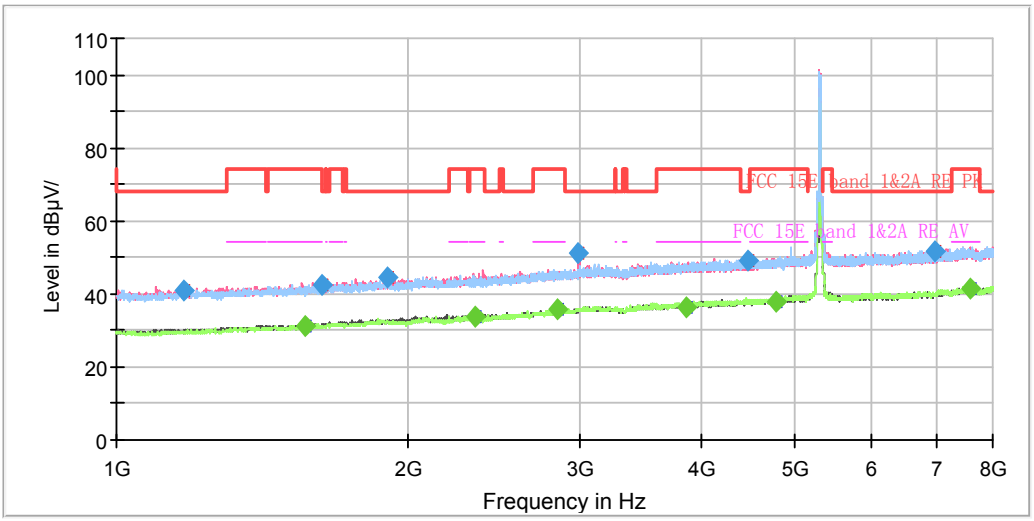


Note: The signal beyond the limit is carrier.

Radiates Emission from 1GHz to 8GHz

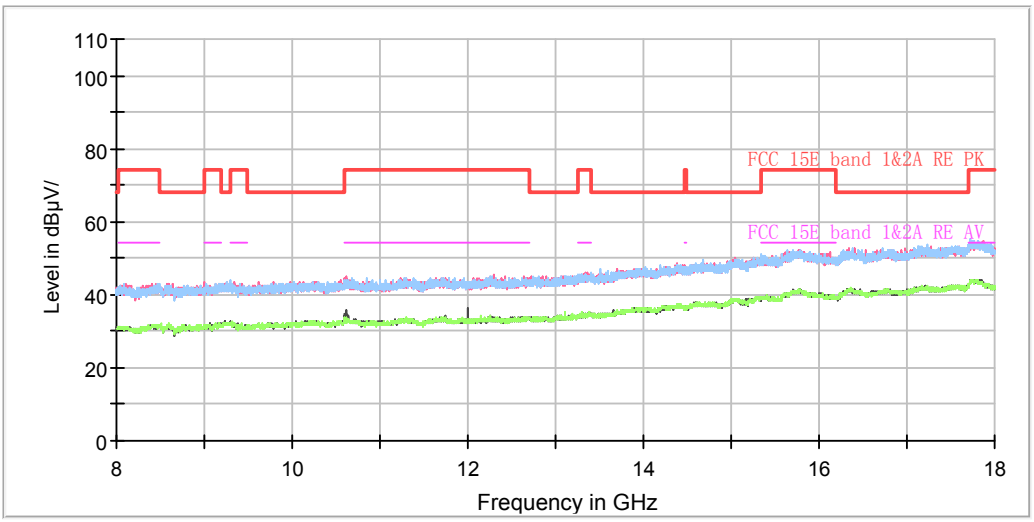


Radiates Emission from 8GHz to 18GHz


*This report shall not be reproduced except in full, without the written approval of TA Technology (Shanghai) Co., Ltd.*

| Frequency (MHz) | MaxPeak (dB μ V/m) | Average (dB μ V/m) | Limit (dB μ V/m) | Margin (dB) | Height (cm) | Pol | Azimuth (deg) | Corr. (dB) |
|---|---|---|---|---|---|---|---|---|
| 1175.000000 | 41.17 | --- | 68.20 | 27.03 | 100.0 | H | 117.0 | -7.9 |
| 1567.875000 | --- | 31.43 | 54.00 | 22.57 | 100.0 | V | 268.0 | -5.8 |
| 1630.000000 | 42.56 | --- | 68.20 | 25.64 | 100.0 | H | 51.0 | -5.4 |
| 1900.375000 | 44.56 | --- | 68.20 | 23.64 | 100.0 | V | 36.0 | -3.9 |
| 2338.750000 | --- | 33.73 | 54.00 | 20.27 | 200.0 | V | 21.0 | -2.2 |
| 2841.000000 | --- | 35.62 | 54.00 | 18.38 | 200.0 | H | 275.0 | 0.3 |
| 2986.250000 | 51.18 | --- | 68.20 | 17.02 | 200.0 | V | 94.0 | 1.0 |
| 3870.000000 | --- | 36.53 | 54.00 | 17.47 | 200.0 | V | 0.0 | 3.7 |
| 4474.625000 | 48.88 | --- | 68.20 | 19.32 | 100.0 | H | 16.0 | 4.9 |
| 4785.250000 | --- | 37.63 | 54.00 | 16.37 | 100.0 | V | 18.0 | 5.8 |
| 6980.625000 | 51.62 | --- | 68.20 | 16.58 | 100.0 | V | 311.0 | 9.2 |
| 7585.250000 | --- | 41.52 | 54.00 | 12.48 | 200.0 | V | 15.0 | 10.1 |

**Remark: 1. Correction Factor = Antenna factor+ Insertion loss (cable loss + amplifier gain)**


*This report shall not be reproduced except in full, without the written approval of TA Technology (Shanghai) Co., Ltd.*

**802.11n (HT40) CH102**

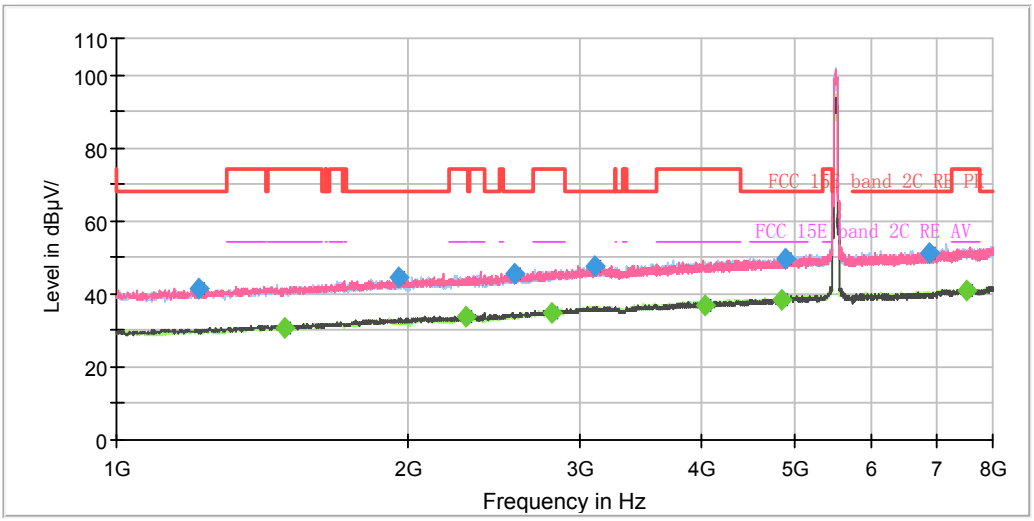


Note: The signal beyond the limit is carrier.
Radiates Emission from 1GHz to 8GHz

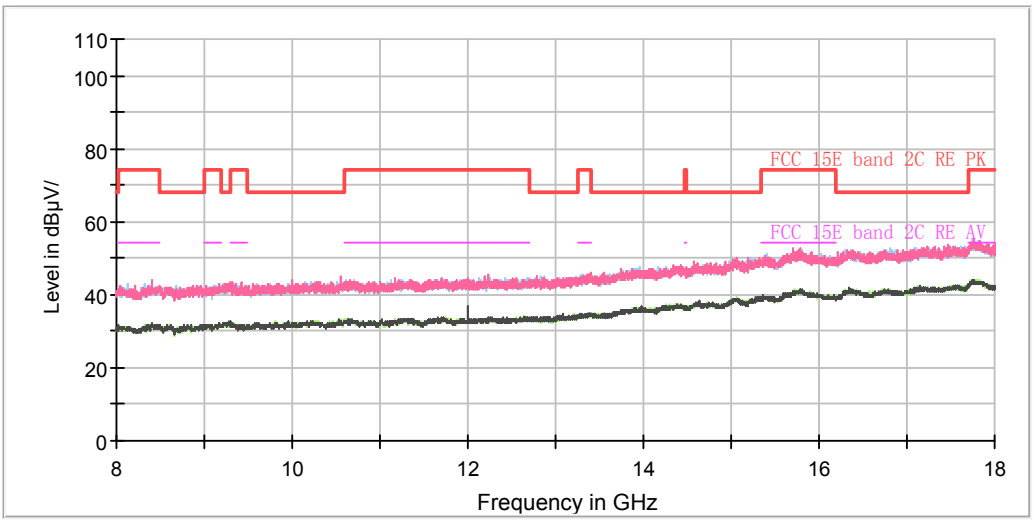


Radiates Emission from 8GHz to 18GHz


*This report shall not be reproduced except in full, without the written approval of TA Technology (Shanghai) Co., Ltd.*

| Frequency (MHz) | MaxPeak (dB μ V/m) | Average (dB μ V/m) | Limit (dB μ V/m) | Margin (dB) | Height (cm) | Pol | Azimuth (deg) | Corr. (dB) |
|---|---|---|---|---|---|---|---|---|
| 1213.500000 | 41.33 | --- | 68.20 | 26.87 | 100.0 | V | 127.0 | -7.7 |
| 1488.250000 | --- | 30.93 | 54.00 | 23.07 | 200.0 | V | 172.0 | -6.2 |
| 1957.250000 | 44.33 | --- | 68.20 | 23.87 | 200.0 | H | 160.0 | -3.5 |
| 2293.250000 | --- | 33.91 | 54.00 | 20.09 | 200.0 | V | 317.0 | -2.2 |
| 2576.750000 | 45.28 | --- | 68.20 | 22.92 | 100.0 | H | 74.0 | -1.1 |
| 2804.250000 | --- | 34.92 | 54.00 | 19.08 | 100.0 | H | 320.0 | 0.1 |
| 3111.375000 | 47.65 | --- | 68.20 | 20.55 | 100.0 | V | 156.0 | 1.6 |
| 4035.375000 | --- | 36.78 | 54.00 | 17.22 | 200.0 | V | 0.0 | 4.1 |
| 4847.375000 | --- | 38.27 | 54.00 | 15.73 | 200.0 | H | 145.0 | 6.1 |
| 4895.500000 | 49.72 | --- | 68.20 | 18.48 | 100.0 | H | 271.0 | 6.4 |
| 6880.000000 | 51.12 | --- | 68.20 | 17.08 | 100.0 | H | 0.0 | 9.1 |
| 7529.250000 | --- | 40.98 | 54.00 | 13.02 | 200.0 | H | 48.0 | 9.9 |

**Remark: 1. Correction Factor = Antenna factor+ Insertion loss (cable loss + amplifier gain)**


*This report shall not be reproduced except in full, without the written approval of TA Technology (Shanghai) Co., Ltd.*

## 802.11n (HT40) CH118

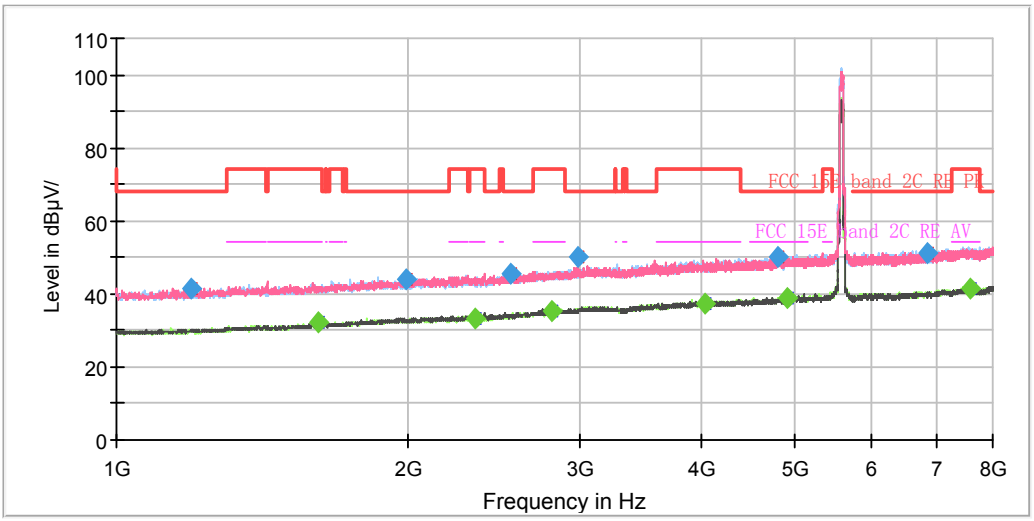


Note: The signal beyond the limit is carrier.

Radiates Emission from 1GHz to 8GHz

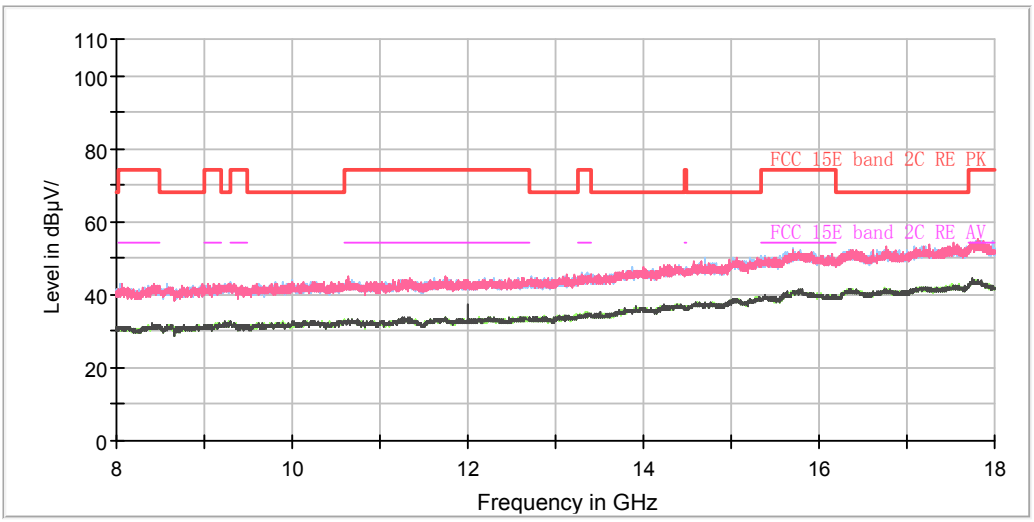


Radiates Emission from 8GHz to 18GHz


*This report shall not be reproduced except in full, without the written approval of TA Technology (Shanghai) Co., Ltd.*

| Frequency (MHz) | MaxPeak (dB μ V/m) | Average (dB μ V/m) | Limit (dB μ V/m) | Margin (dB) | Height (cm) | Pol | Azimuth (deg) | Corr. (dB) |
|---|---|---|---|---|---|---|---|---|
| 1191.625000 | 41.66 | --- | 68.20 | 26.54 | 200.0 | H | 253.0 | -7.8 |
| 1616.875000 | --- | 32.01 | 54.00 | 21.99 | 100.0 | V | 243.0 | -5.5 |
| 1984.375000 | 43.93 | --- | 68.20 | 24.27 | 200.0 | H | 150.0 | -3.5 |
| 2337.875000 | --- | 33.50 | 54.00 | 20.50 | 200.0 | H | 55.0 | -2.2 |
| 2554.000000 | 45.33 | --- | 68.20 | 22.87 | 200.0 | V | 318.0 | -1.2 |
| 2804.250000 | --- | 35.06 | 54.00 | 18.94 | 200.0 | H | 194.0 | 0.1 |
| 2987.125000 | 50.29 | --- | 68.20 | 17.91 | 200.0 | V | 196.0 | 1.0 |
| 4039.750000 | --- | 37.48 | 54.00 | 16.52 | 100.0 | H | 233.0 | 4.1 |
| 4800.125000 | 50.06 | --- | 68.20 | 18.14 | 200.0 | V | 218.0 | 5.9 |
| 4917.375000 | --- | 39.00 | 54.00 | 15.00 | 100.0 | H | 344.0 | 6.4 |
| 6846.750000 | 51.07 | --- | 68.20 | 17.13 | 100.0 | V | 90.0 | 9.1 |
| 7581.750000 | --- | 41.52 | 54.00 | 12.48 | 200.0 | H | 0.0 | 10.1 |

**Remark: 1. Correction Factor = Antenna factor+ Insertion loss (cable loss + amplifier gain)**


*This report shall not be reproduced except in full, without the written approval of TA Technology (Shanghai) Co., Ltd.*

**802.11n (HT40) CH134**

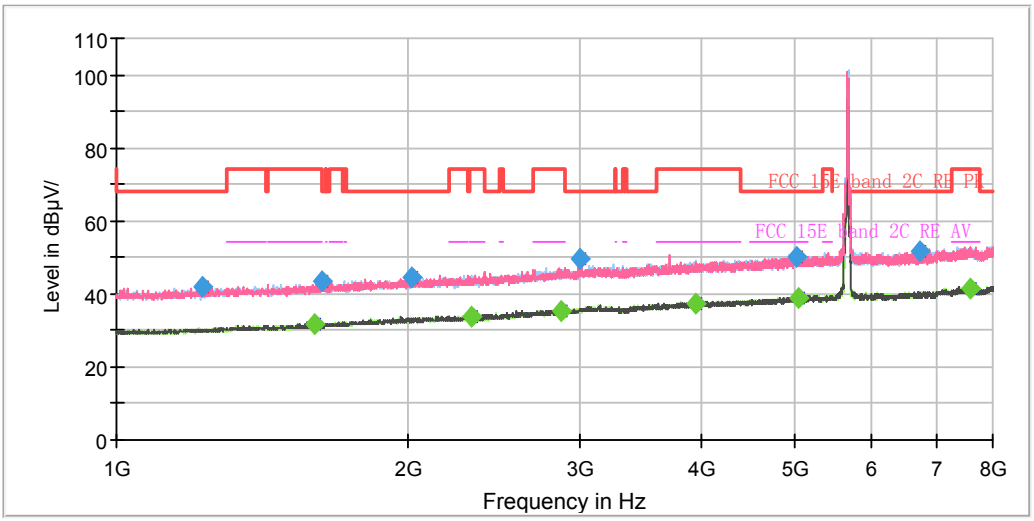


Note: The signal beyond the limit is carrier.

Radiates Emission from 1GHz to 8GHz

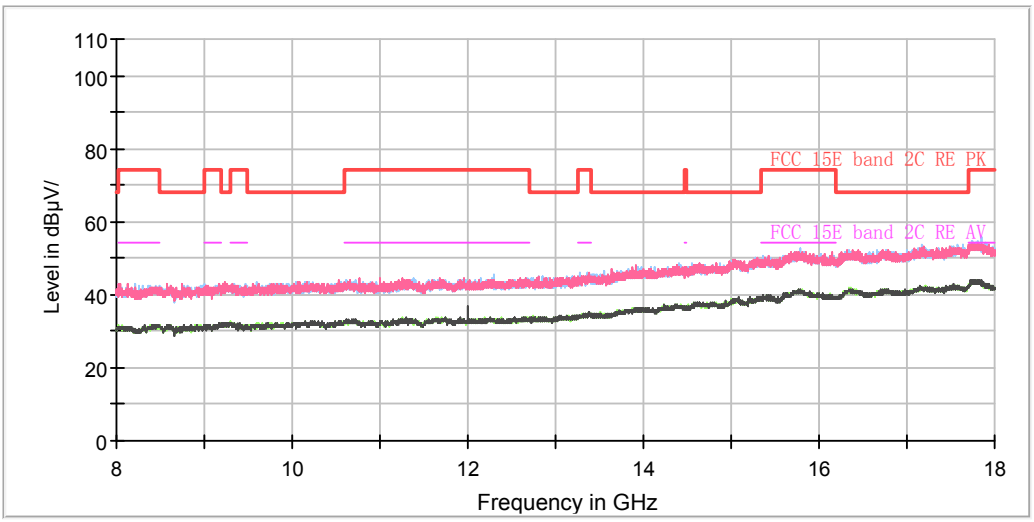


Radiates Emission from 8GHz to 18GHz


*This report shall not be reproduced except in full, without the written approval of TA Technology (Shanghai) Co., Ltd.*

| Frequency (MHz) | MaxPeak (dB μ V/m) | Average (dB μ V/m) | Limit (dB μ V/m) | Margin (dB) | Height (cm) | Pol | Azimuth (deg) | Corr. (dB) |
|---|---|---|---|---|---|---|---|---|
| 1224.000000 | 41.85 | --- | 68.20 | 26.35 | 200.0 | V | 320.0 | -7.7 |
| 1596.750000 | --- | 31.95 | 54.00 | 22.05 | 200.0 | V | 290.0 | -5.6 |
| 1631.750000 | 43.25 | --- | 68.20 | 24.95 | 200.0 | H | 91.0 | -5.4 |
| 2015.000000 | 44.41 | --- | 68.20 | 23.79 | 200.0 | V | 218.0 | -3.3 |
| 2319.500000 | --- | 33.66 | 54.00 | 20.34 | 200.0 | V | 71.0 | -2.2 |
| 2873.375000 | --- | 35.11 | 54.00 | 18.89 | 200.0 | H | 0.0 | 0.5 |
| 2998.500000 | 49.67 | --- | 68.20 | 18.53 | 200.0 | V | 313.0 | 1.1 |
| 3945.250000 | --- | 37.44 | 54.00 | 16.56 | 200.0 | V | 0.0 | 3.9 |
| 5017.125000 | 50.13 | --- | 68.20 | 18.07 | 100.0 | V | 148.0 | 6.6 |
| 5050.375000 | --- | 38.98 | 54.00 | 15.02 | 200.0 | H | 310.0 | 6.6 |
| 6735.625000 | 51.61 | --- | 68.20 | 16.59 | 100.0 | V | 290.0 | 8.8 |
| 7570.375000 | --- | 41.46 | 54.00 | 12.54 | 200.0 | H | 69.0 | 10.1 |

**Remark: 1. Correction Factor = Antenna factor+ Insertion loss (cable loss + amplifier gain)**


*This report shall not be reproduced except in full, without the written approval of TA Technology (Shanghai) Co., Ltd.*

## 802.11n (HT40) CH151

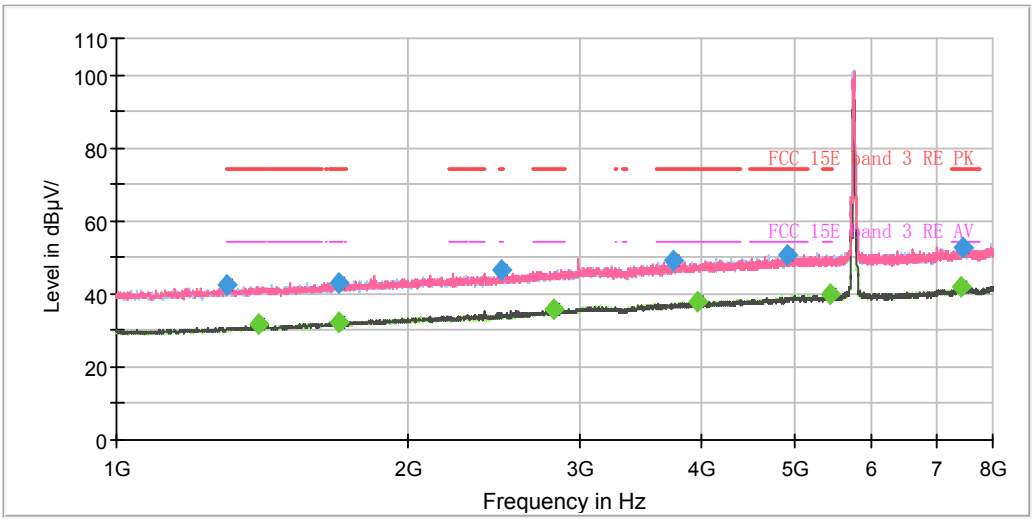


Note: The signal beyond the limit is carrier.
Radiates Emission from 1GHz to 8GHz

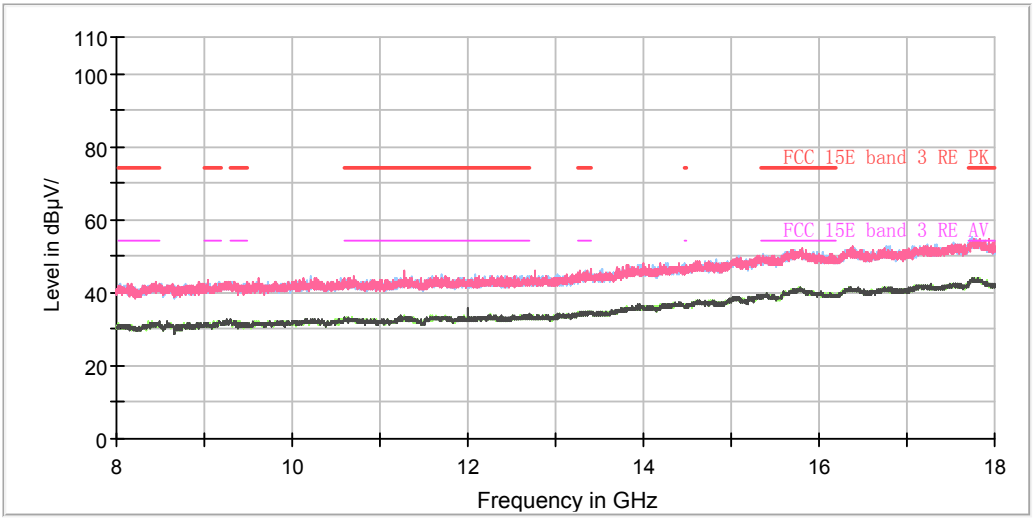


Radiates Emission from 8GHz to 18GHz


*This report shall not be reproduced except in full, without the written approval of TA Technology (Shanghai) Co., Ltd.*

| Frequency (MHz) | MaxPeak (dB μ V/m) | Average (dB μ V/m) | Limit (dB μ V/m) | Margin (dB) | Height (cm) | Pol | Azimuth (deg) | Corr. (dB) |
|---|---|---|---|---|---|---|---|---|
| 1300.125000 | 42.52 | --- | 74.00 | 31.48 | 200.0 | H | 262.0 | -7.2 |
| 1399.875000 | --- | 31.53 | 54.00 | 22.47 | 100.0 | V | 166.0 | -6.7 |
| 1694.750000 | --- | 32.22 | 54.00 | 21.78 | 200.0 | H | 115.0 | -5.1 |
| 1698.250000 | 43.07 | --- | 74.00 | 30.93 | 200.0 | V | 230.0 | -5.0 |
| 2494.500000 | 46.48 | --- | 74.00 | 27.52 | 100.0 | H | 139.0 | -1.5 |
| 2827.000000 | --- | 35.83 | 54.00 | 18.17 | 100.0 | H | 86.0 | 0.2 |
| 3743.125000 | 49.34 | --- | 74.00 | 24.66 | 100.0 | H | 100.0 | 3.2 |
| 3973.250000 | --- | 37.86 | 54.00 | 16.14 | 100.0 | H | 11.0 | 3.9 |
| 4920.875000 | 50.82 | --- | 74.00 | 23.18 | 100.0 | H | 53.0 | 6.4 |
| 5451.125000 | --- | 39.86 | 54.00 | 14.14 | 100.0 | H | 239.0 | 7.3 |
| 7416.375000 | --- | 41.86 | 54.00 | 12.14 | 200.0 | H | 315.0 | 9.8 |
| 7443.500000 | 52.65 | --- | 74.00 | 21.35 | 100.0 | H | 318.0 | 9.8 |

**Remark: 1. Correction Factor = Antenna factor+ Insertion loss (cable loss + amplifier gain)**


*This report shall not be reproduced except in full, without the written approval of TA Technology (Shanghai) Co., Ltd.*

**802.11n (HT40) CH159**

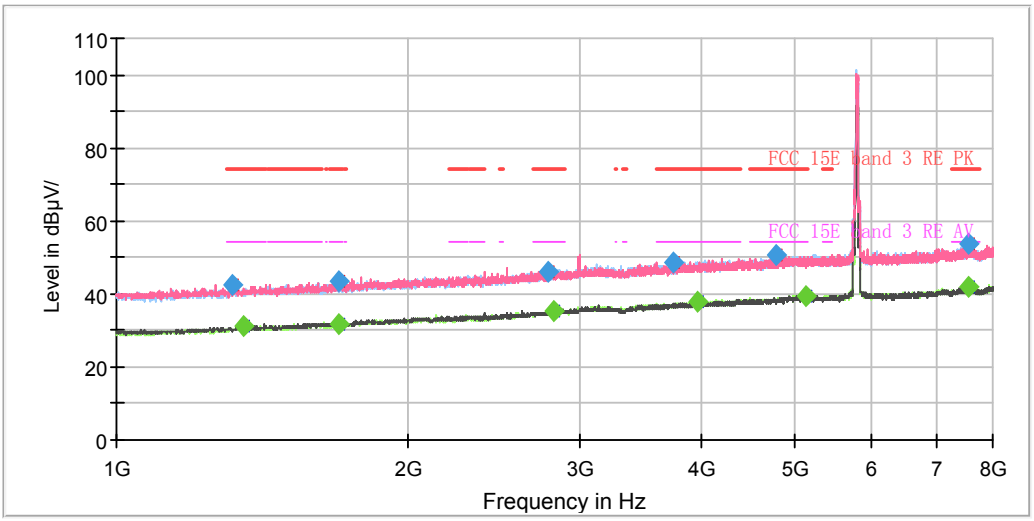


Note: The signal beyond the limit is carrier.

Radiates Emission from 1GHz to 8GHz

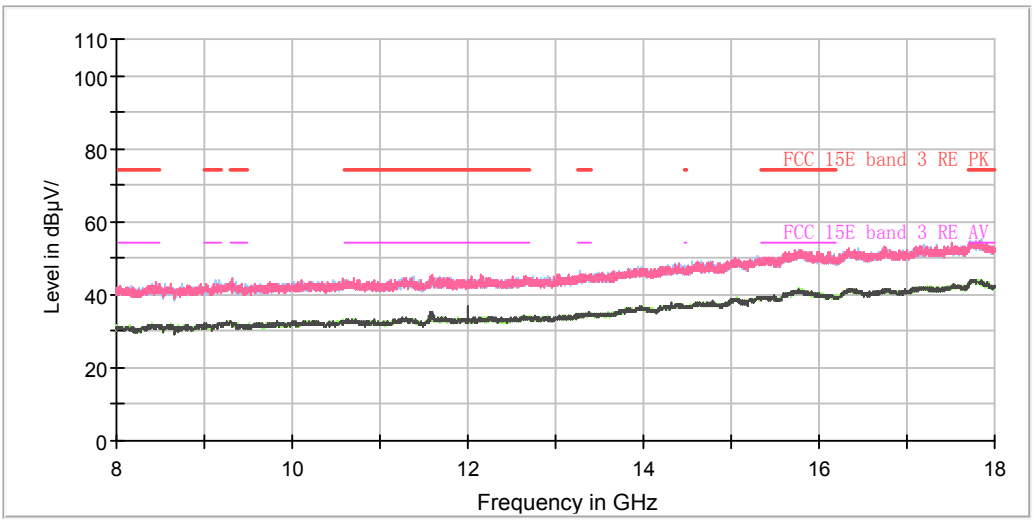


Radiates Emission from 8GHz to 18GHz


*This report shall not be reproduced except in full, without the written approval of TA Technology (Shanghai) Co., Ltd.*

| Frequency (MHz) | MaxPeak (dB μ V/m) | Average (dB μ V/m) | Limit (dB μ V/m) | Margin (dB) | Height (cm) | Pol | Azimuth (deg) | Corr. (dB) |
|---|---|---|---|---|---|---|---|---|
| 1316.750000 | 42.52 | --- | 74.00 | 31.48 | 200.0 | V | 0.0 | -7.1 |
| 1349.125000 | --- | 31.00 | 54.00 | 23.00 | 100.0 | H | 218.0 | -7.0 |
| 1693.875000 | --- | 31.97 | 54.00 | 22.03 | 100.0 | H | 57.0 | -5.1 |
| 1695.625000 | 43.67 | --- | 74.00 | 30.33 | 200.0 | H | 297.0 | -5.1 |
| 2781.500000 | 46.18 | --- | 74.00 | 27.82 | 100.0 | H | 348.0 | 0.0 |
| 2827.000000 | --- | 35.46 | 54.00 | 18.54 | 200.0 | H | 330.0 | 0.2 |
| 3745.750000 | 48.69 | --- | 74.00 | 25.31 | 100.0 | H | 1.0 | 3.2 |
| 3972.375000 | --- | 37.93 | 54.00 | 16.07 | 200.0 | V | 149.0 | 3.9 |
| 4773.875000 | 50.43 | --- | 74.00 | 23.57 | 200.0 | V | 228.0 | 5.8 |
| 5145.750000 | --- | 39.51 | 54.00 | 14.49 | 200.0 | H | 245.0 | 6.7 |
| 7556.375000 | 53.49 | --- | 74.00 | 20.51 | 200.0 | H | 349.0 | 10.0 |
| 7566.875000 | --- | 41.80 | 54.00 | 12.20 | 100.0 | H | 48.0 | 10.0 |

**Remark: 1. Correction Factor = Antenna factor+ Insertion loss (cable loss + amplifier gain)**


*This report shall not be reproduced except in full, without the written approval of TA Technology (Shanghai) Co., Ltd.*

**802.11ac (HT80) CH42**

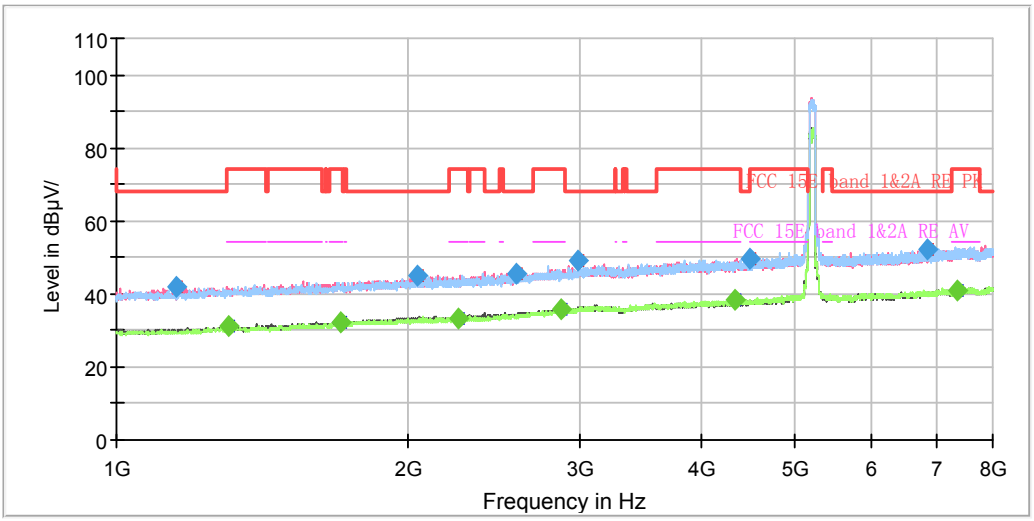


Note: The signal beyond the limit is carrier.

Radiates Emission from 1GHz to 8GHz

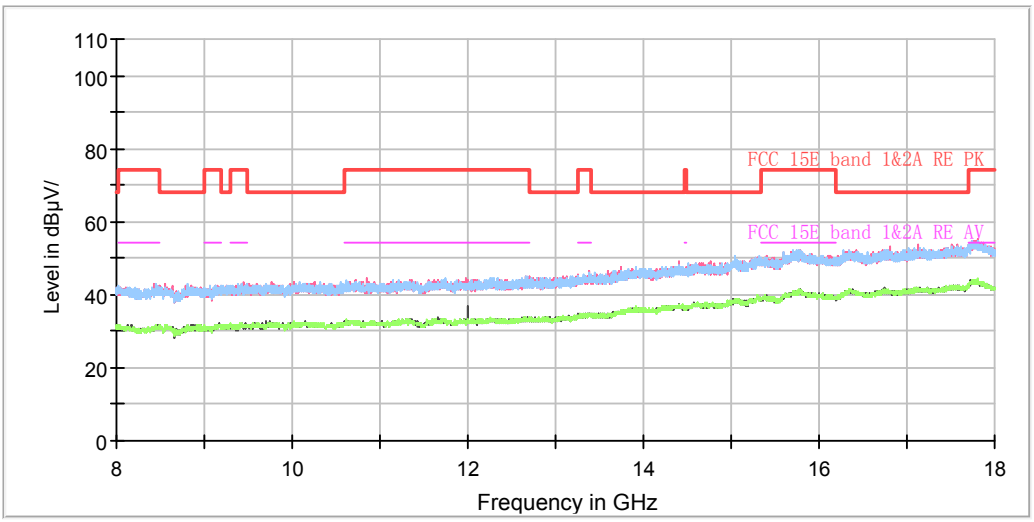


Radiates Emission from 8GHz to 18GHz


*This report shall not be reproduced except in full, without the written approval of TA Technology (Shanghai) Co., Ltd.*

| Frequency (MHz) | MaxPeak (dB μ V/m) | Average (dB μ V/m) | Limit (dB μ V/m) | Margin (dB) | Height (cm) | Pol | Azimuth (deg) | Corr. (dB) |
|---|---|---|---|---|---|---|---|---|
| 1152.250000 | 41.79 | --- | 68.20 | 26.41 | 200.0 | V | 43.0 | -8.1 |
| 1307.125000 | --- | 31.04 | 54.00 | 22.96 | 200.0 | V | 269.0 | -7.2 |
| 1704.375000 | --- | 32.05 | 54.00 | 21.95 | 100.0 | V | 84.0 | -5.0 |
| 2041.250000 | 45.10 | --- | 68.20 | 23.10 | 100.0 | V | 7.0 | -3.2 |
| 2248.625000 | --- | 33.42 | 54.00 | 20.58 | 200.0 | V | 289.0 | -2.4 |
| 2581.125000 | 45.56 | --- | 68.20 | 22.64 | 200.0 | V | 269.0 | -1.0 |
| 2875.125000 | --- | 35.60 | 54.00 | 18.40 | 200.0 | V | 190.0 | 0.5 |
| 2993.250000 | 49.17 | --- | 68.20 | 19.03 | 200.0 | V | 25.0 | 1.1 |
| 4339.875000 | --- | 38.18 | 54.00 | 15.82 | 200.0 | H | 193.0 | 4.7 |
| 4496.500000 | 49.77 | --- | 68.20 | 18.43 | 100.0 | H | 246.0 | 5.0 |
| 6853.750000 | 52.07 | --- | 68.20 | 16.13 | 200.0 | V | 60.0 | 9.1 |
| 7360.375000 | --- | 41.03 | 54.00 | 12.97 | 100.0 | V | 19.0 | 9.8 |

**Remark: 1. Correction Factor = Antenna factor+ Insertion loss (cable loss + amplifier gain)**


*This report shall not be reproduced except in full, without the written approval of TA Technology (Shanghai) Co., Ltd.*

**802.11ac (HT80) CH58**

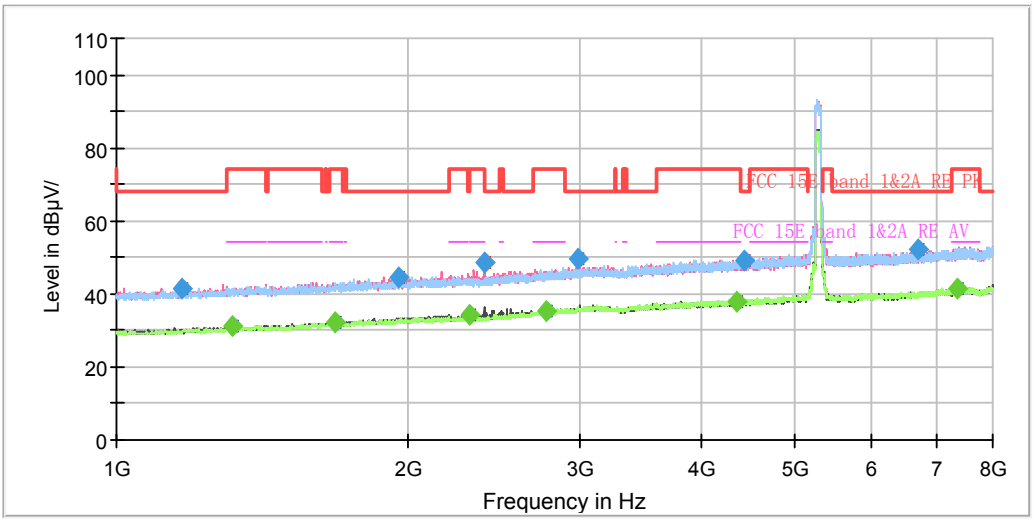


Note: The signal beyond the limit is carrier.

Radiates Emission from 1GHz to 8GHz

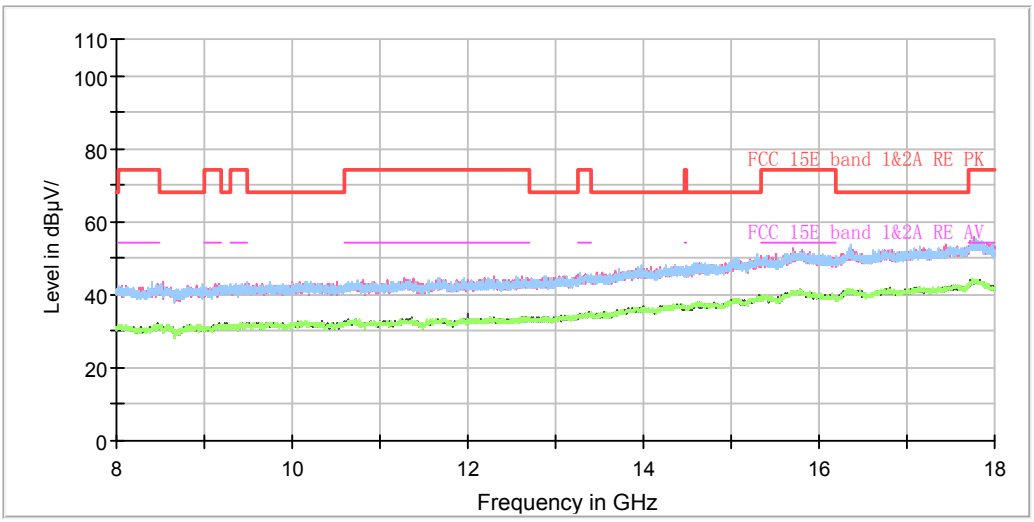


Radiates Emission from 8GHz to 18GHz


*This report shall not be reproduced except in full, without the written approval of TA Technology (Shanghai) Co., Ltd.*

| Frequency (MHz) | MaxPeak (dB μ V/m) | Average (dB μ V/m) | Limit (dB μ V/m) | Margin (dB) | Height (cm) | Pol | Azimuth (deg) | Corr. (dB) |
|---|---|---|---|---|---|---|---|---|
| 1165.375000 | 41.48 | --- | 68.20 | 26.72 | 100.0 | V | 194.0 | -8.0 |
| 1316.750000 | --- | 31.23 | 54.00 | 22.77 | 100.0 | H | 50.0 | -7.1 |
| 1677.250000 | --- | 32.01 | 54.00 | 21.99 | 200.0 | V | 223.0 | -5.1 |
| 1954.625000 | 44.57 | --- | 68.20 | 23.63 | 200.0 | V | 317.0 | -3.6 |
| 2316.000000 | --- | 34.32 | 54.00 | 19.68 | 200.0 | V | 191.0 | -2.2 |
| 2396.500000 | 48.71 | --- | 68.20 | 19.49 | 200.0 | V | 191.0 | -2.0 |
| 2770.125000 | --- | 35.47 | 54.00 | 18.53 | 200.0 | V | 324.0 | -0.1 |
| 2993.250000 | 49.75 | --- | 68.20 | 18.45 | 200.0 | V | 11.0 | 1.1 |
| 4364.375000 | --- | 37.94 | 54.00 | 16.06 | 200.0 | V | 229.0 | 4.8 |
| 4444.000000 | 49.16 | --- | 68.20 | 19.04 | 200.0 | V | 107.0 | 4.9 |
| 6712.000000 | 52.00 | --- | 68.20 | 16.20 | 100.0 | V | 221.0 | 8.8 |
| 7366.500000 | --- | 41.46 | 54.00 | 12.54 | 200.0 | H | 179.0 | 9.8 |

**Remark: 1. Correction Factor = Antenna factor+ Insertion loss (cable loss + amplifier gain)**


*This report shall not be reproduced except in full, without the written approval of TA Technology (Shanghai) Co., Ltd.*

**802.11ac (HT80) CH106**

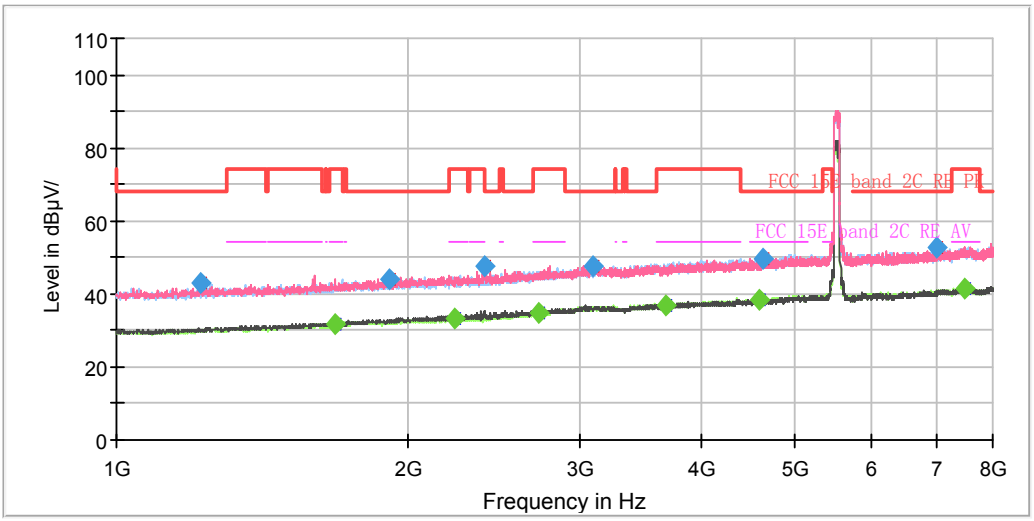


Note: The signal beyond the limit is carrier.
Radiates Emission from 1GHz to 8GHz

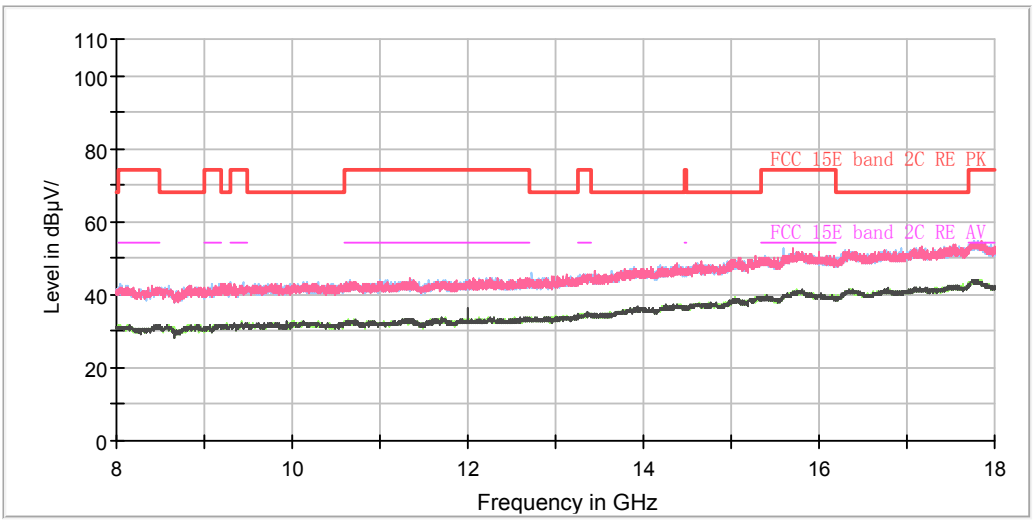


Radiates Emission from 8GHz to 18GHz


*This report shall not be reproduced except in full, without the written approval of TA Technology (Shanghai) Co., Ltd.*

| Frequency (MHz) | MaxPeak (dB μ V/m) | Average (dB μ V/m) | Limit (dB μ V/m) | Margin (dB) | Height (cm) | Pol | Azimuth (deg) | Corr. (dB) |
|---|---|---|---|---|---|---|---|---|
| 1221.375000 | 42.76 | --- | 68.20 | 25.44 | 100.0 | V | 238.0 | -7.7 |
| 1676.375000 | --- | 31.97 | 54.00 | 22.03 | 100.0 | V | 14.0 | -5.1 |
| 1913.500000 | 44.01 | --- | 68.20 | 24.19 | 100.0 | V | 251.0 | -3.9 |
| 2227.625000 | --- | 33.45 | 54.00 | 20.55 | 200.0 | V | 188.0 | -2.6 |
| 2395.625000 | 47.78 | --- | 68.20 | 20.42 | 200.0 | V | 175.0 | -2.0 |
| 2728.125000 | --- | 34.96 | 54.00 | 19.04 | 100.0 | H | 149.0 | -0.4 |
| 3098.250000 | 47.80 | --- | 68.20 | 20.40 | 200.0 | V | 28.0 | 1.5 |
| 3681.000000 | --- | 36.92 | 54.00 | 17.08 | 200.0 | H | 272.0 | 3.0 |
| 4595.375000 | --- | 38.53 | 54.00 | 15.47 | 200.0 | H | 330.0 | 5.2 |
| 4643.500000 | 49.49 | --- | 68.20 | 18.71 | 200.0 | V | 86.0 | 5.4 |
| 7010.375000 | 52.55 | --- | 68.20 | 15.65 | 200.0 | H | 195.0 | 9.2 |
| 7470.625000 | --- | 41.45 | 54.00 | 12.55 | 100.0 | V | 220.0 | 9.8 |

**Remark: 1. Correction Factor = Antenna factor+ Insertion loss (cable loss + amplifier gain)**


*This report shall not be reproduced except in full, without the written approval of TA Technology (Shanghai) Co., Ltd.*

**802.11ac (HT80) CH122**

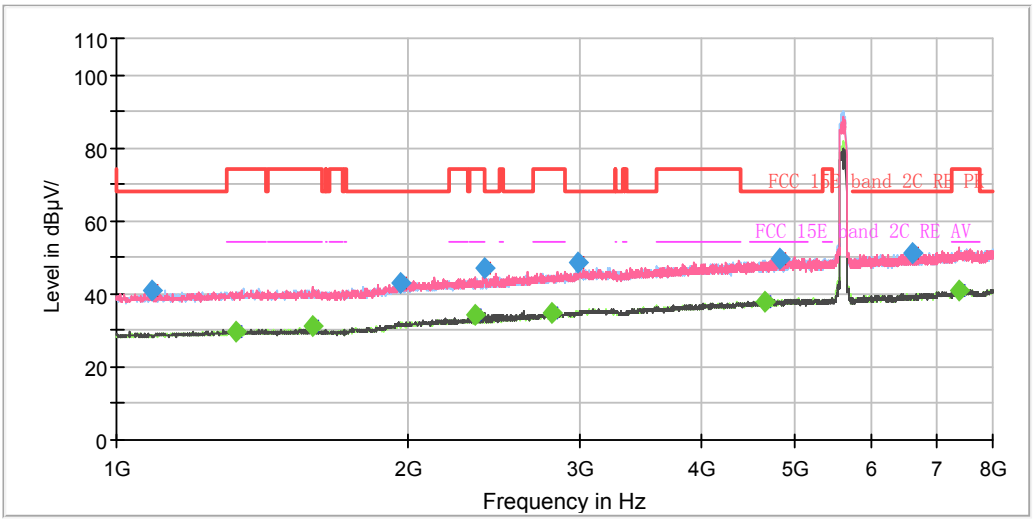


Note: The signal beyond the limit is carrier.
Radiates Emission from 1GHz to 8GHz

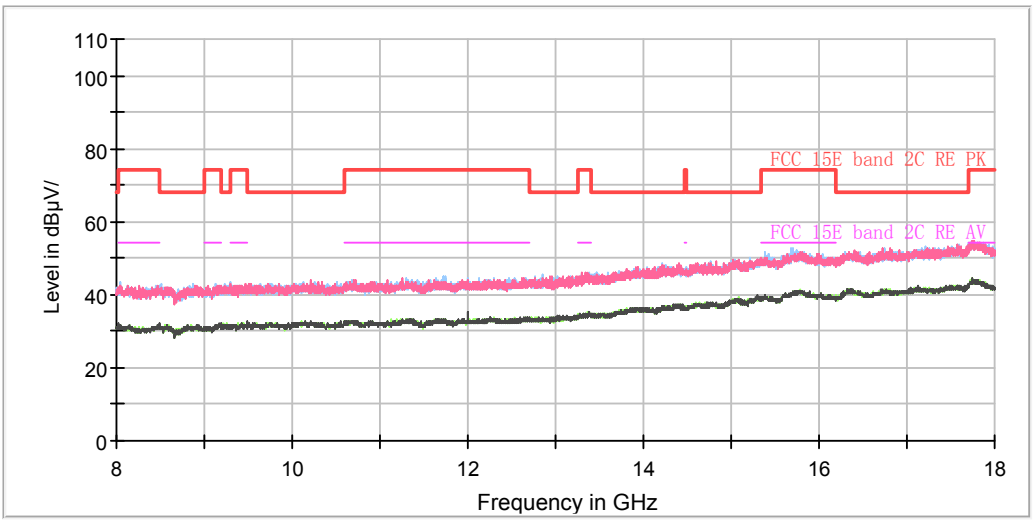


Radiates Emission from 8GHz to 18GHz


*This report shall not be reproduced except in full, without the written approval of TA Technology (Shanghai) Co., Ltd.*

| Frequency (MHz) | MaxPeak (dB μ V/m) | Average (dB μ V/m) | Limit (dB μ V/m) | Margin (dB) | Height (cm) | Pol | Azimuth (deg) | Corr. (dB) |
|---|---|---|---|---|---|---|---|---|
| 1086.625000 | 40.94 | --- | 68.20 | 27.26 | 200.0 | V | 120.0 | -8.4 |
| 1329.875000 | --- | 29.74 | 54.00 | 24.26 | 100.0 | H | 61.0 | -7.1 |
| 1595.000000 | --- | 31.36 | 54.00 | 22.64 | 200.0 | V | 157.0 | -5.6 |
| 1963.375000 | 43.02 | --- | 68.20 | 25.18 | 100.0 | H | 239.0 | -3.5 |
| 2340.500000 | --- | 34.35 | 54.00 | 19.65 | 200.0 | V | 0.0 | -2.2 |
| 2393.875000 | 46.94 | --- | 68.20 | 21.26 | 200.0 | V | 190.0 | -2.0 |
| 2807.750000 | --- | 34.86 | 54.00 | 19.14 | 200.0 | V | 209.0 | 0.1 |
| 2986.250000 | 48.45 | --- | 68.20 | 19.75 | 200.0 | V | 24.0 | 1.0 |
| 4653.125000 | --- | 37.91 | 54.00 | 16.09 | 100.0 | H | 61.0 | 5.5 |
| 4819.375000 | 49.49 | --- | 68.20 | 18.71 | 100.0 | V | 264.0 | 5.9 |
| 6604.375000 | 51.37 | --- | 68.20 | 16.83 | 200.0 | V | 62.0 | 8.7 |
| 7394.500000 | --- | 41.15 | 54.00 | 12.85 | 200.0 | H | 146.0 | 9.8 |

**Remark: 1. Correction Factor = Antenna factor+ Insertion loss (cable loss + amplifier gain)**


*This report shall not be reproduced except in full, without the written approval of TA Technology (Shanghai) Co., Ltd.*

**802.11ac (HT80) CH155**

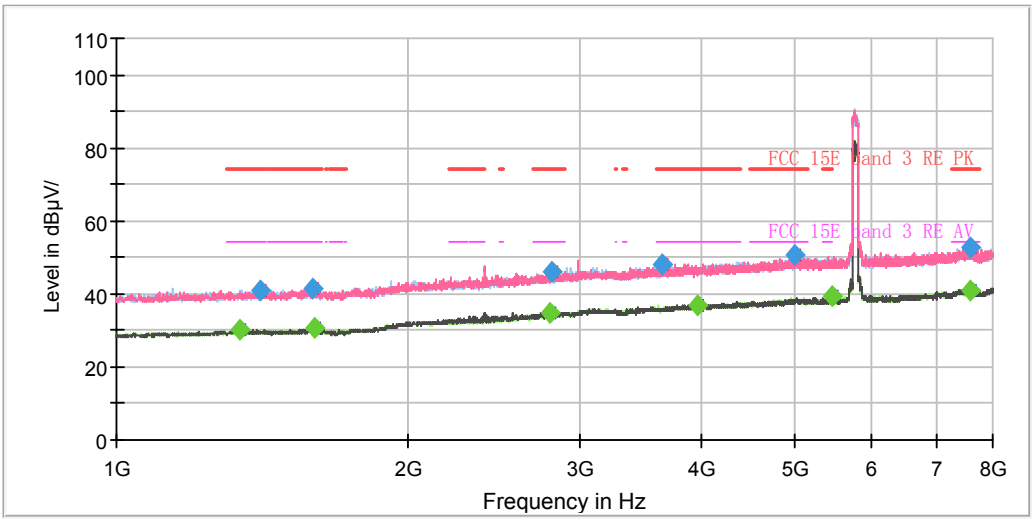


Note: The signal beyond the limit is carrier.
Radiates Emission from 1GHz to 8GHz

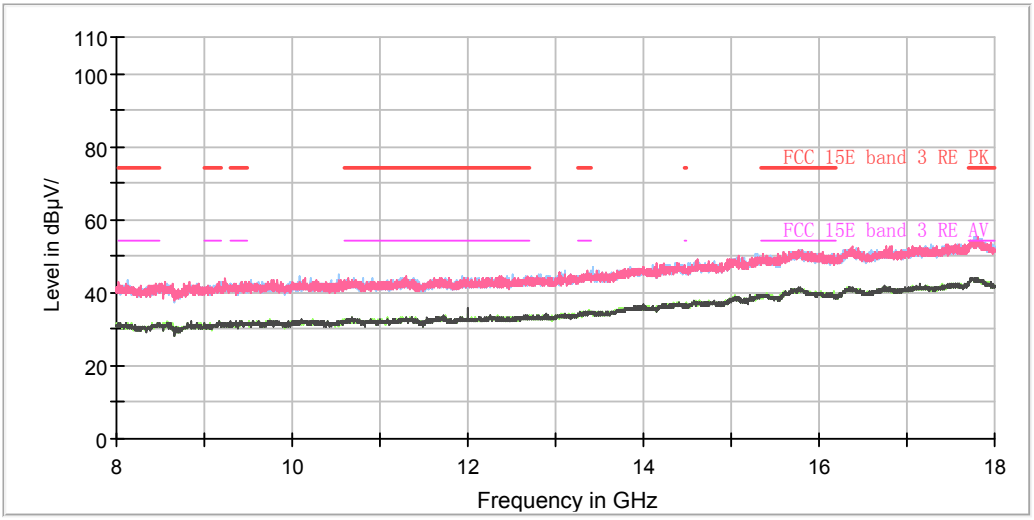


Radiates Emission from 8GHz to 18GHz


*This report shall not be reproduced except in full, without the written approval of TA Technology (Shanghai) Co., Ltd.*

| Frequency (MHz) | MaxPeak (dB μ V/m) | Average (dB μ V/m) | Limit (dB μ V/m) | Margin (dB) | Height (cm) | Pol | Azimuth (deg) | Corr. (dB) |
|---|---|---|---|---|---|---|---|---|
| 1337.750000 | --- | 29.98 | 54.00 | 24.02 | 100.0 | V | 255.0 | -7.0 |
| 1407.750000 | 40.89 | --- | 74.00 | 33.11 | 100.0 | V | 356.0 | -6.7 |
| 1592.375000 | 41.60 | --- | 74.00 | 32.40 | 100.0 | H | 27.0 | -5.6 |
| 1598.500000 | --- | 30.75 | 54.00 | 23.25 | 200.0 | V | 158.0 | -5.6 |
| 2802.500000 | --- | 34.69 | 54.00 | 19.31 | 100.0 | V | 178.0 | 0.1 |
| 2807.750000 | 45.93 | --- | 74.00 | 28.07 | 100.0 | V | 133.0 | 0.1 |
| 3646.000000 | 48.22 | --- | 74.00 | 25.78 | 100.0 | H | 235.0 | 2.8 |
| 3978.500000 | --- | 37.09 | 54.00 | 16.91 | 100.0 | V | 153.0 | 4.0 |
| 5005.750000 | 50.53 | --- | 74.00 | 23.47 | 200.0 | V | 203.0 | 6.6 |
| 5453.750000 | --- | 39.22 | 54.00 | 14.78 | 200.0 | H | 325.0 | 7.3 |
| 7571.250000 | --- | 41.04 | 54.00 | 12.96 | 200.0 | V | 19.0 | 10.1 |
| 7593.125000 | 52.80 | --- | 74.00 | 21.20 | 200.0 | H | 95.0 | 10.1 |

**Remark: 1. Correction Factor = Antenna factor+ Insertion loss (cable loss + amplifier gain)**


*This report shall not be reproduced except in full, without the written approval of TA Technology (Shanghai) Co., Ltd.*

## 5.6. Conducted Emission

### Ambient condition

| Temperature | Relative humidity | Pressure |
|---|---|---|
| 23°C ~25°C | 45%~50% | 101.5kPa |

### Methods of Measurement

The EUT IS placed on a non-metallic table of 80cm height above the horizontal metal reference ground plane. During the test, the EUT was operating in its typical mode. The test method is according to ANSI C63.10-2013.Connect the AC power line of the EUT to the LISN Use EMI receiver to detect the average and Quasi-peak value. RBW is set to 9kHz, VBW is set to 30kHz The measurement result should include both L line and N line.
The test is in transmitting mode.

### Test Setup

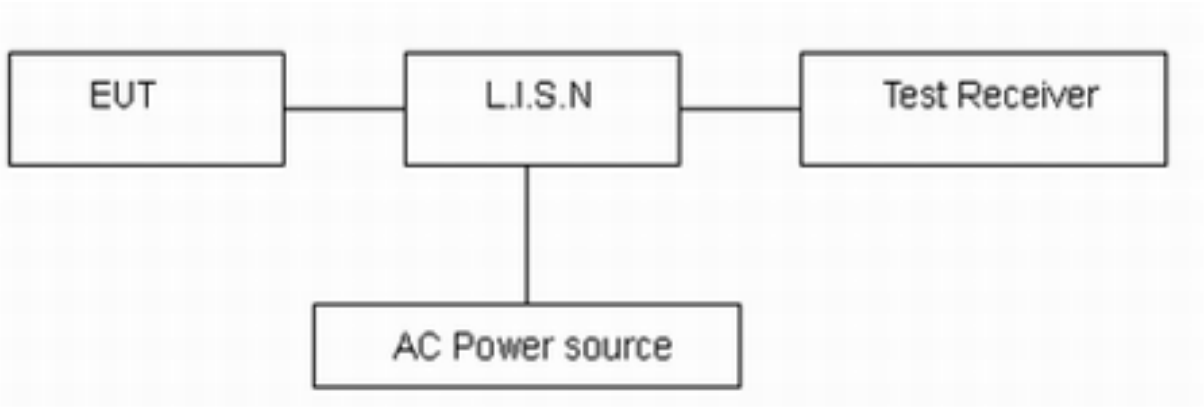


Note: AC Power source is used to change the voltage 110V/60Hz.

### Limits

| Frequency (MHz) | Conducted Limits(dBμV) | |
|---|---|---|
| | Quasi-peak | Average |
| 0.15 - 0.5 | 66 to 56 * | 56 to 46* |
| 0.5 - 5 | 56 | 46 |
| 5 - 30 | 60 | 50 |
| *: Decreases with the logarithm of the frequency. | | |

### Measurement Uncertainty

The assessed measurement uncertainty to ensure 95% confidence level for the normal distribution is with the coverage factor $k$ = 1.96, $U$= 2.69 dB.


*This report shall not be reproduced except in full, without the written approval of TA Technology (Shanghai) Co., Ltd.*

**Test Results:**

Following plots, Blue trace uses the peak detection and Green trace uses the average detection. During the test, the Conducted Emission was performed in all modes with all channels, 802.11n HT40, Channel 38 are selected as the worst condition. The test data of the worst-case condition was recorded in this report.

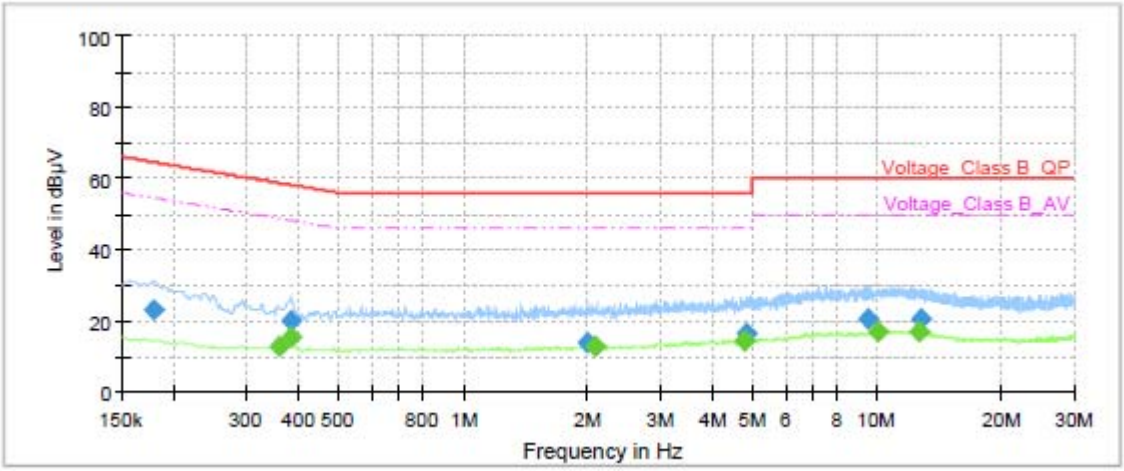


| Frequency (MHz) | QuasiPeak (dBµV) | Average (dBµV) | Limit (dBµV) | Margin (dB) | Meas. Time (ms) | Bandwidth (kHz) | Line | Filter | Corr. (dB) |
|---|---|---|---|---|---|---|---|---|---|
| 0.18 | 23.27 | --- | 64.52 | 41.25 | 1000.0 | 9.000 | L1 | ON | 19 |
| 0.36 | --- | 12.65 | 48.75 | 36.10 | 1000.0 | 9.000 | L1 | ON | 19 |
| 0.38 | --- | 15.41 | 48.24 | 32.83 | 1000.0 | 9.000 | L1 | ON | 19 |
| 0.38 | 19.99 | --- | 58.24 | 38.25 | 1000.0 | 9.000 | L1 | ON | 19 |
| 2.00 | 13.82 | --- | 56.00 | 42.18 | 1000.0 | 9.000 | L1 | ON | 19 |
| 2.09 | --- | 12.61 | 46.00 | 33.39 | 1000.0 | 9.000 | L1 | ON | 19 |
| 4.79 | --- | 14.27 | 46.00 | 31.73 | 1000.0 | 9.000 | L1 | ON | 19 |
| 4.86 | 16.20 | --- | 56.00 | 39.80 | 1000.0 | 9.000 | L1 | ON | 19 |
| 9.58 | 20.41 | --- | 60.00 | 39.59 | 1000.0 | 9.000 | L1 | ON | 19 |
| 10.02 | --- | 16.95 | 50.00 | 33.05 | 1000.0 | 9.000 | L1 | ON | 19 |
| 12.65 | --- | 16.91 | 50.00 | 33.09 | 1000.0 | 9.000 | L1 | ON | 19 |
| 12.80 | 20.50 | --- | 60.00 | 39.50 | 1000.0 | 9.000 | L1 | ON | 19 |

**Remark: Correct factor=cable loss + LISN factor**

L line Conducted Emission from 150 KHz to 30 MHz


*This report shall not be reproduced except in full, without the written approval of TA Technology (Shanghai) Co., Ltd.*

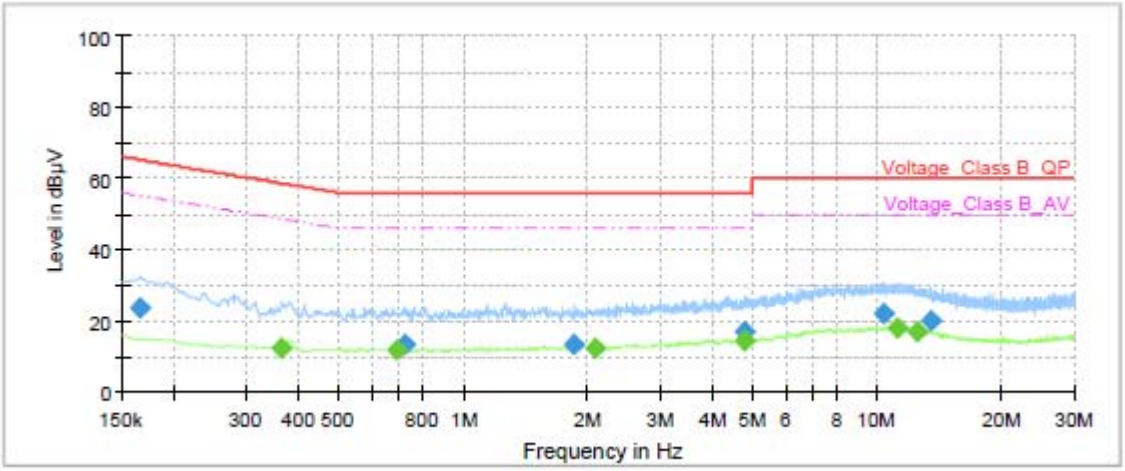


| Frequency (MHz) | QuasiPeak (dBµV) | Average (dBµV) | Limit (dBµV) | Margin (dB) | Meas. Time (ms) | Bandwidth (kHz) | Line | Filter | Corr. (dB) |
|---|---|---|---|---|---|---|---|---|---|
| 0.17 | 23.73 | --- | 65.17 | 41.44 | 1000.0 | 9.000 | N | ON | 19 |
| 0.36 | --- | 12.38 | 48.69 | 36.31 | 1000.0 | 9.000 | N | ON | 19 |
| 0.69 | --- | 11.76 | 46.00 | 34.24 | 1000.0 | 9.000 | N | ON | 19 |
| 0.72 | 13.30 | --- | 56.00 | 42.70 | 1000.0 | 9.000 | N | ON | 19 |
| 1.85 | 13.19 | --- | 56.00 | 42.81 | 1000.0 | 9.000 | N | ON | 19 |
| 2.08 | --- | 12.55 | 46.00 | 33.45 | 1000.0 | 9.000 | N | ON | 19 |
| 4.80 | --- | 14.56 | 46.00 | 31.44 | 1000.0 | 9.000 | N | ON | 19 |
| 4.81 | 16.70 | --- | 56.00 | 39.30 | 1000.0 | 9.000 | N | ON | 19 |
| 10.38 | 21.82 | --- | 60.00 | 38.18 | 1000.0 | 9.000 | N | ON | 19 |
| 11.18 | --- | 18.14 | 50.00 | 31.86 | 1000.0 | 9.000 | N | ON | 19 |
| 12.58 | --- | 17.01 | 50.00 | 32.99 | 1000.0 | 9.000 | N | ON | 19 |
| 13.51 | 20.14 | --- | 60.00 | 39.86 | 1000.0 | 9.000 | N | ON | 19 |

**Remark: Correct factor=cable loss + LISN factor**

N line Conducted Emission from 150 KHz to 30 MHz


*This report shall not be reproduced except in full, without the written approval of TA Technology (Shanghai) Co., Ltd.*

# 6. Main Test Instruments

| Name | Manufacturer | Type | Serial Number | Calibration Date | Expiration Date |
|---|---|---|---|---|---|
| Spectrum Analyzer | R&S | FSV40 | 15195-01-00 | 2020-05-18 | 2021-05-17 |
| EMI Test Receiver | R&S | ESCI | 100948 | 2020-05-18 | 2021-05-17 |
| Loop Antenna | SCHWARZBECK | FMZB1519 | 1519-047 | 2017-09-26 | 2020-09-25 |
| TRILOG Broadband Antenna | SCHWARZBECK | VULB 9163 | 9163-201 | 2017-11-18 | 2020-11-17 |
| Horn Antenna | R&S | HF907 | 102723 | 2018-08-11 | 2021-08-10 |
| Horn Antenna | ETS-Lindgren | 3160-09 | 00102643 | 2018-06-20 | 2021-06-19 |
| Standard Gain Horn | STEATITE | QSH-SL-26-40 -K-15 | 16779 | 2019-12-24 | 2022-12-23 |
| Broadband Horn Antenna | SCHWARZBECK | BBHA 9120D | 430 | 2018-07-07 | 2021-07-06 |
| EMI Test Receiver | R&S | ESR | 101667 | 2020-05-18 | 2021-05-17 |
| LISN | R&S | ENV216 | 101171 | 2018-12-15 | 2021-12-14 |
| Spectrum Analyzer | KEYSIGHT | N9020A | MY54420163 | 2019-12-15 | 2020-12-14 |
| RF Cable | Agilent | SMA 15cm | 0001 | 2020-06-12 | 2020-12-11 |
| TEMPERATURE CHAMBER | WEISS | VT4002 | 582261194500 10 | 2019-12-15 | 2020-12-14 |
| WLAN AP | Cisco | Air-AP1262N-A-K9 | LDK102073 (FCC ID) | / | / |
| Power Meter | R&S | NRP2 | 104306 | 2020-05-18 | 2021-05-17 |
| Power Sensor | R&S | NRP-Z21 | 104799 | 2020-05-18 | 2021-05-17 |
| DC Power Supply | GWINSTEK | GPS-3030D | GEP882653 | 2020-05-18 | 2021-05-17 |
| Software | R&S | EMC32 | 9.26.0 | / | / |

********END OF REPORT ********


*This report shall not be reproduced except in full, without the written approval of TA Technology (Shanghai) Co., Ltd.*