Conducted Spurious Emission

GSM850 (GSM)

Lowest Channel

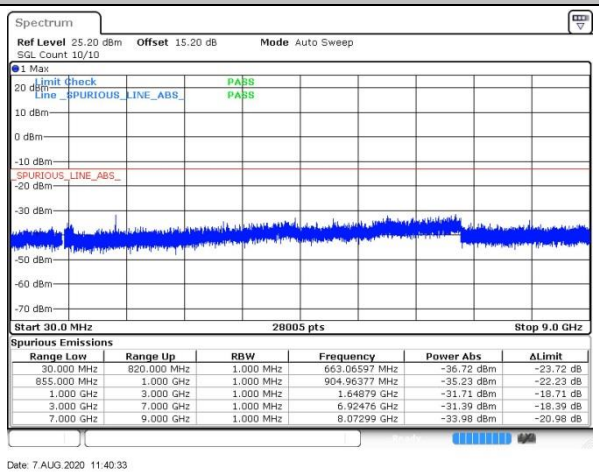

Spurious Emissions

Range Low	Range Up	RBW	Frequency	Power Abs	ΔLimit
30.000 MHz	820.000 MHz	1.000 MHz	663.06597 MHz	-36.72 dBm	-23.72 dB
855.000 MHz	1.000 GHz	1.000 MHz	904.96377 MHz	-35.23 dBm	-22.23 dB
1.000 GHz	3.000 GHz	1.000 MHz	1.64879 GHz	-31.71 dBm	-18.71 dB
3.000 GHz	7.000 GHz	1.000 MHz	6.92476 GHz	-31.39 dBm	-18.39 dB
7.000 GHz	9.000 GHz	1.000 MHz	8.07299 GHz	-33.98 dBm	-20.98 dB

Date: 7.AUG.2020 11:40:33

Middle Channel

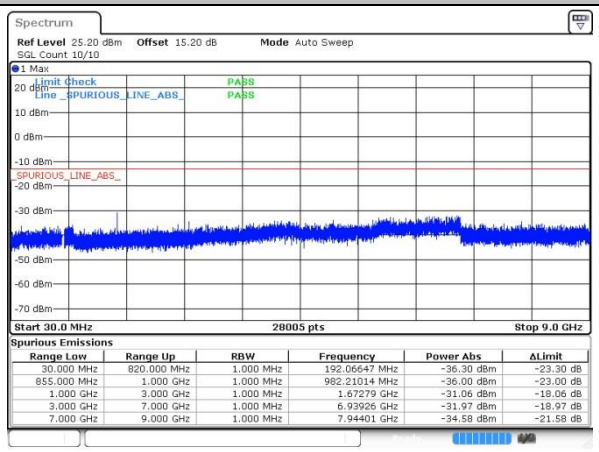

Spurious Emissions

Range Low	Range Up	RBW	Frequency	Power Abs	ΔLimit
30.000 MHz	820.000 MHz	1.000 MHz	192.06647 MHz	-36.30 dBm	-23.30 dB
855.000 MHz	1.000 GHz	1.000 MHz	982.21014 MHz	-36.00 dBm	-23.00 dB
1.000 GHz	3.000 GHz	1.000 MHz	1.67279 GHz	-31.06 dBm	-18.06 dB
3.000 GHz	7.000 GHz	1.000 MHz	6.93926 GHz	-31.97 dBm	-18.97 dB
7.000 GHz	9.000 GHz	1.000 MHz	7.94401 GHz	-34.58 dBm	-21.58 dB

Date: 7.AUG.2020 11:41:53

Highest Channel

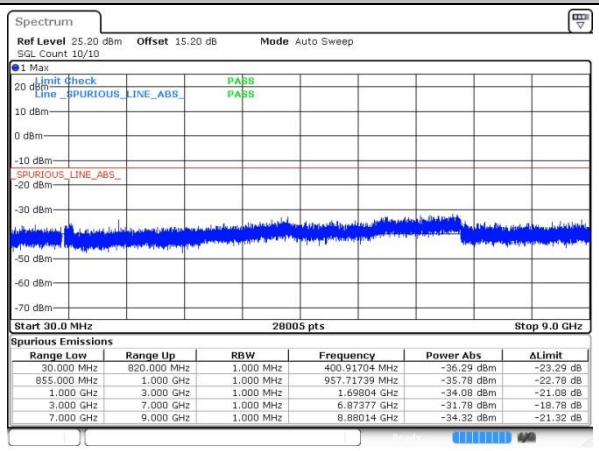

Spurious Emissions

Range Low	Range Up	RBW	Frequency	Power Abs	ΔLimit
30.000 MHz	820.000 MHz	1.000 MHz	400.91704 MHz	-36.29 dBm	-23.29 dB
855.000 MHz	1.000 GHz	1.000 MHz	957.71739 MHz	-35.78 dBm	-22.78 dB
1.000 GHz	3.000 GHz	1.000 MHz	1.69804 GHz	-34.08 dBm	-21.08 dB
3.000 GHz	7.000 GHz	1.000 MHz	6.87377 GHz	-31.78 dBm	-18.78 dB
7.000 GHz	9.000 GHz	1.000 MHz	8.88014 GHz	-34.32 dBm	-21.32 dB

Date: 7.AUG.2020 11:43:14

GSM850 (EDGE class 8)

Lowest Channel

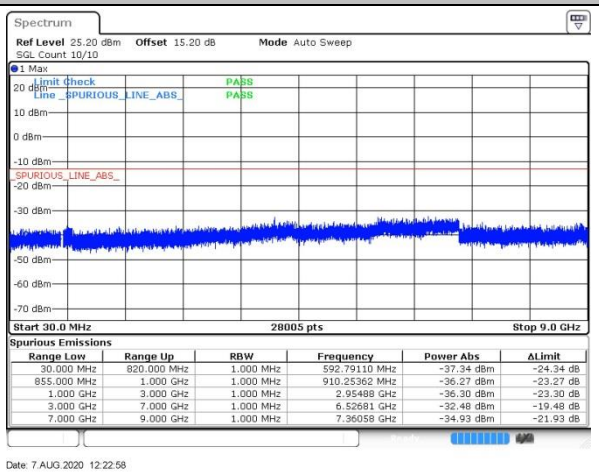

Spurious Emissions

Range Low	Range Up	RBW	Frequency	Power Abs	ΔLimit
30.000 MHz	820.000 MHz	1.000 MHz	592.79110 MHz	-37.34 dBm	-24.34 dB
855.000 MHz	1.000 GHz	1.000 MHz	910.25362 MHz	-36.27 dBm	-23.27 dB
1.000 GHz	3.000 GHz	1.000 MHz	2.95488 GHz	-36.30 dBm	-23.30 dB
3.000 GHz	7.000 GHz	1.000 MHz	6.52681 GHz	-32.48 dBm	-19.48 dB
7.000 GHz	9.000 GHz	1.000 MHz	7.36058 GHz	-34.93 dBm	-21.93 dB

Date: 7.AUG.2020 12:22:58

Middle Channel

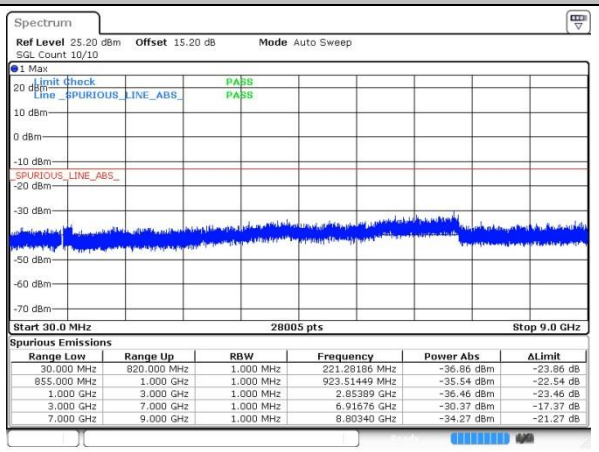

Spurious Emissions

Range Low	Range Up	RBW	Frequency	Power Abs	ΔLimit
30.000 MHz	820.000 MHz	1.000 MHz	221.28186 MHz	-36.86 dBm	-23.86 dB
855.000 MHz	1.000 GHz	1.000 MHz	923.51449 MHz	-35.54 dBm	-22.54 dB
1.000 GHz	3.000 GHz	1.000 MHz	2.85389 GHz	-36.46 dBm	-23.46 dB
3.000 GHz	7.000 GHz	1.000 MHz	6.91676 GHz	-30.37 dBm	-17.37 dB
7.000 GHz	9.000 GHz	1.000 MHz	8.80340 GHz	-34.27 dBm	-21.27 dB

Date: 7.AUG.2020 12:02:24

Highest Channel

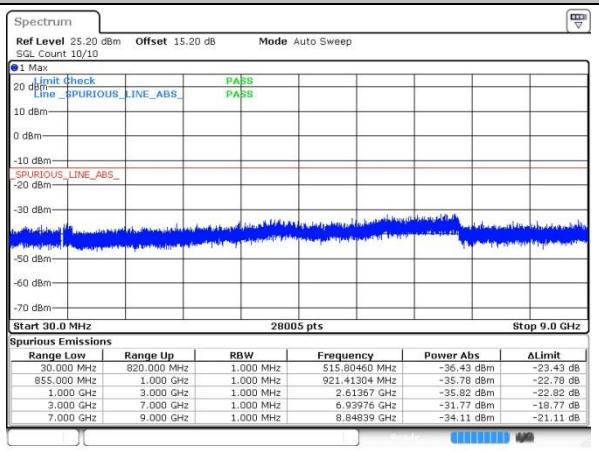

Spurious Emissions

Range Low	Range Up	RBW	Frequency	Power Abs	ΔLimit
30.000 MHz	820.000 MHz	1.000 MHz	515.80460 MHz	-36.43 dBm	-23.43 dB
855.000 MHz	1.000 GHz	1.000 MHz	921.41304 MHz	-35.78 dBm	-22.78 dB
1.000 GHz	3.000 GHz	1.000 MHz	2.61367 GHz	-35.82 dBm	-22.82 dB
3.000 GHz	7.000 GHz	1.000 MHz	6.93976 GHz	-31.77 dBm	-18.77 dB
7.000 GHz	9.000 GHz	1.000 MHz	8.84839 GHz	-34.11 dBm	-21.11 dB

Date: 7.AUG.2020 12:04:07

GSM1900 (GSM)

Lowest Channel

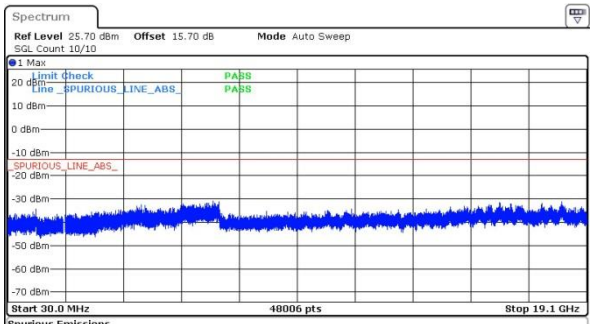

Spurious Emissions

Range Low	Range Up	RBW	Frequency	Power Abs	ΔLimit
30.000 MHz	1.000 GHz	1.000 MHz	938.19340 MHz	-34.45 dBm	-21.45 dB
1.000 GHz	1.845 GHz	1.000 MHz	1.65687 GHz	-36.50 dBm	-23.50 dB
1.915 GHz	3.000 GHz	1.000 MHz	2.77672 GHz	-35.48 dBm	-22.48 dB
3.000 GHz	7.000 GHz	1.000 MHz	6.78078 GHz	-31.03 dBm	-18.03 dB
7.000 GHz	13.600 GHz	1.000 MHz	11.34084 GHz	-34.46 dBm	-21.46 dB
13.600 GHz	19.100 GHz	1.000 MHz	18.27761 GHz	-31.35 dBm	-18.35 dB

Date: 7.AUG.2020 12:48:36

GSM1900 (EDGE class 8)

Lowest Channel

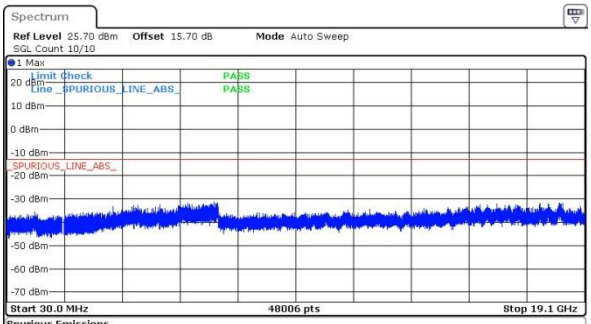

Spurious Emissions

Range Low	Range Up	RBW	Frequency	Power Abs	ΔLimit
30.000 MHz	1.000 GHz	1.000 MHz	937.22389 MHz	-35.67 dBm	-22.67 dB
1.000 GHz	1.845 GHz	1.000 MHz	1.04624 GHz	-36.58 dBm	-23.58 dB
1.915 GHz	3.000 GHz	1.000 MHz	2.54931 GHz	-35.79 dBm	-22.79 dB
3.000 GHz	7.000 GHz	1.000 MHz	6.86427 GHz	-31.36 dBm	-18.36 dB
7.000 GHz	13.600 GHz	1.000 MHz	12.00409 GHz	-34.46 dBm	-21.46 dB
13.600 GHz	19.100 GHz	1.000 MHz	17.62316 GHz	-31.79 dBm	-18.79 dB

Date: 7.AUG.2020 15:03:53

Middle Channel

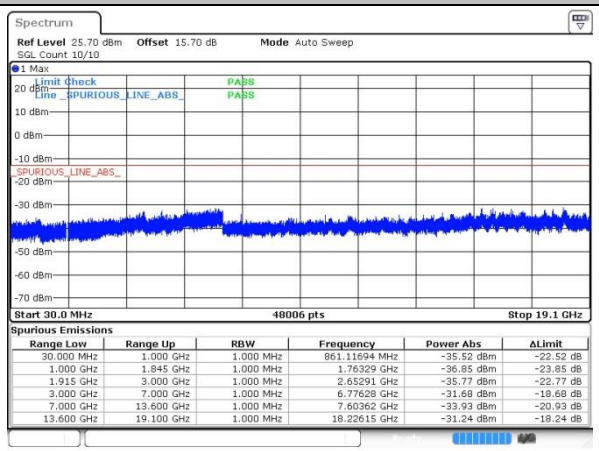

Spurious Emissions

Range Low	Range Up	RBW	Frequency	Power Abs	ΔLimit
30.000 MHz	1.000 GHz	1.000 MHz	861.11694 MHz	-35.52 dBm	-22.52 dB
1.000 GHz	1.845 GHz	1.000 MHz	1.76329 GHz	-36.85 dBm	-23.85 dB
1.915 GHz	3.000 GHz	1.000 MHz	2.65291 GHz	-35.77 dBm	-22.77 dB
3.000 GHz	7.000 GHz	1.000 MHz	6.77628 GHz	-31.68 dBm	-18.68 dB
7.000 GHz	13.600 GHz	1.000 MHz	7.60362 GHz	-33.93 dBm	-20.93 dB
13.600 GHz	19.100 GHz	1.000 MHz	18.22615 GHz	-31.24 dBm	-18.24 dB

Date: 7.AUG.2020 12:49:59

Middle Channel

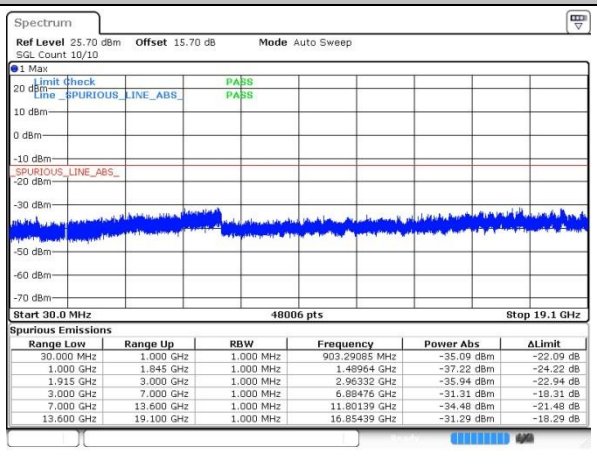

Spurious Emissions

Range Low	Range Up	RBW	Frequency	Power Abs	ΔLimit
30.000 MHz	1.000 GHz	1.000 MHz	903.29085 MHz	-35.09 dBm	-22.09 dB
1.000 GHz	1.845 GHz	1.000 MHz	1.48964 GHz	-37.22 dBm	-24.22 dB
1.915 GHz	3.000 GHz	1.000 MHz	2.96332 GHz	-35.94 dBm	-22.94 dB
3.000 GHz	7.000 GHz	1.000 MHz	6.88476 GHz	-31.31 dBm	-18.31 dB
7.000 GHz	13.600 GHz	1.000 MHz	11.80139 GHz	-34.48 dBm	-21.48 dB
13.600 GHz	19.100 GHz	1.000 MHz	16.85439 GHz	-31.29 dBm	-18.29 dB

Date: 7.AUG.2020 15:05:40

Highest Channel

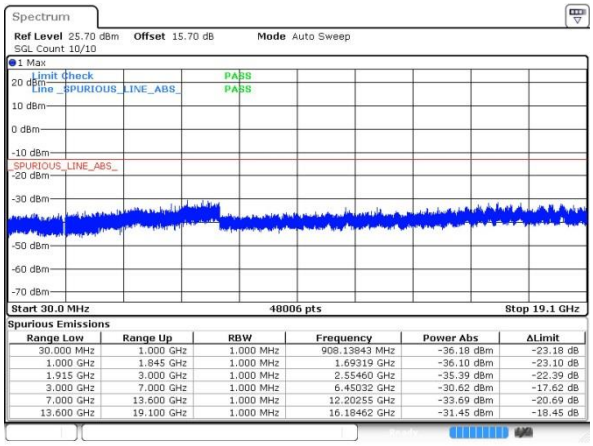

Spurious Emissions

Range Low	Range Up	RBW	Frequency	Power Abs	ΔLimit
30.000 MHz	1.000 GHz	1.000 MHz	908.13843 MHz	-36.18 dBm	-23.18 dB
1.000 GHz	1.845 GHz	1.000 MHz	1.69319 GHz	-36.10 dBm	-23.10 dB
1.915 GHz	3.000 GHz	1.000 MHz	2.55460 GHz	-35.39 dBm	-22.39 dB
3.000 GHz	7.000 GHz	1.000 MHz	6.45032 GHz	-30.62 dBm	-17.62 dB
7.000 GHz	13.600 GHz	1.000 MHz	12.20255 GHz	-33.69 dBm	-20.69 dB
13.600 GHz	19.100 GHz	1.000 MHz	16.18462 GHz	-31.45 dBm	-18.45 dB

Date: 7.AUG.2020 12:51:19

Highest Channel

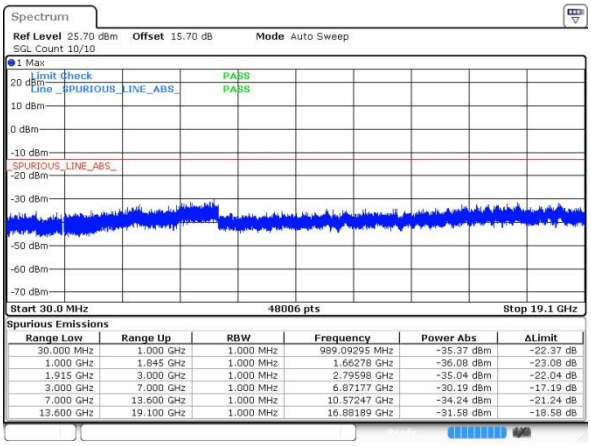

Spurious Emissions

Range Low	Range Up	RBW	Frequency	Power Abs	ΔLimit
30.000 MHz	1.000 GHz	1.000 MHz	989.09295 MHz	-35.37 dBm	-22.37 dB
1.000 GHz	1.845 GHz	1.000 MHz	1.66278 GHz	-36.08 dBm	-23.08 dB
1.915 GHz	3.000 GHz	1.000 MHz	2.79598 GHz	-35.04 dBm	-22.04 dB
3.000 GHz	7.000 GHz	1.000 MHz	6.87177 GHz	-30.19 dBm	-17.19 dB
7.000 GHz	13.600 GHz	1.000 MHz	10.57247 GHz	-34.24 dBm	-21.24 dB
13.600 GHz	19.100 GHz	1.000 MHz	16.88189 GHz	-31.58 dBm	-18.58 dB

Date: 7.AUG.2020 15:06:59

WCDMA Band V (RMC 12.2Kbps)

Lowest Channel

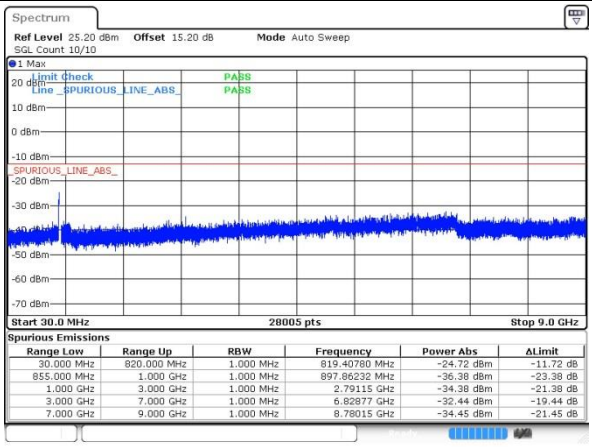

Spurious Emissions

Range Low	Range Up	RBW	Frequency	Power Abs	ΔLimit
30.000 MHz	820.000 MHz	1.000 MHz	819.40780 MHz	-24.72 dBm	-11.72 dB
855.000 MHz	1.000 GHz	1.000 MHz	897.86232 MHz	-36.38 dBm	-23.38 dB
1.000 GHz	3.000 GHz	1.000 MHz	2.79115 GHz	-34.38 dBm	-21.38 dB
3.000 GHz	7.000 GHz	1.000 MHz	6.82877 GHz	-32.44 dBm	-19.44 dB
7.000 GHz	9.000 GHz	1.000 MHz	8.78015 GHz	-34.45 dBm	-21.45 dB

Date: 7.AUG.2020 10:57:25

Middle Channel

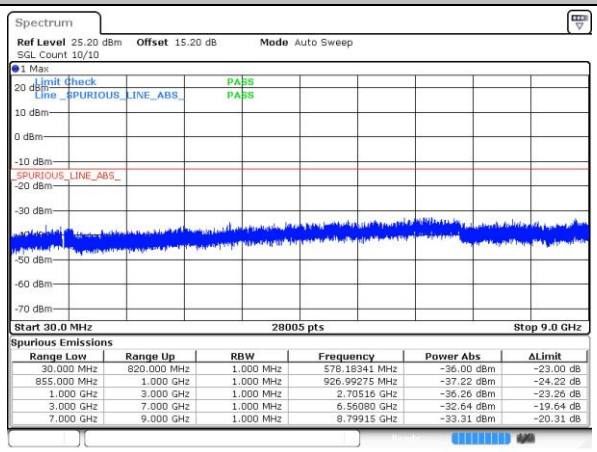

Spurious Emissions

Range Low	Range Up	RBW	Frequency	Power Abs	ΔLimit
30.000 MHz	820.000 MHz	1.000 MHz	578.18341 MHz	-36.00 dBm	-23.00 dB
855.000 MHz	1.000 GHz	1.000 MHz	926.99275 MHz	-37.22 dBm	-24.22 dB
1.000 GHz	3.000 GHz	1.000 MHz	2.70516 GHz	-36.26 dBm	-23.26 dB
3.000 GHz	7.000 GHz	1.000 MHz	6.56080 GHz	-32.64 dBm	-19.64 dB
7.000 GHz	9.000 GHz	1.000 MHz	8.79915 GHz	-33.31 dBm	-20.31 dB

Date: 7.AUG.2020 10:59:07

Highest Channel

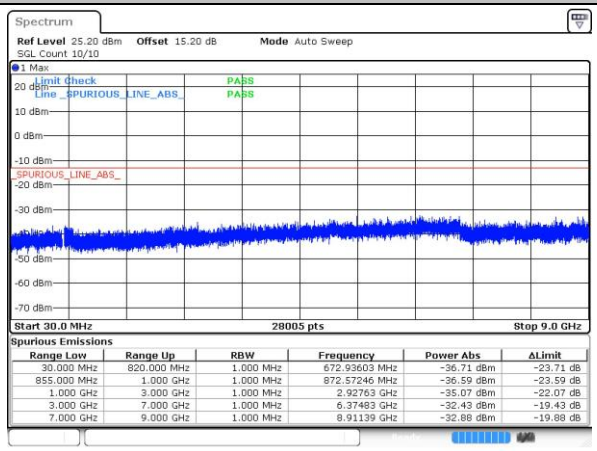

Spurious Emissions

Range Low	Range Up	RBW	Frequency	Power Abs	ΔLimit
30.000 MHz	820.000 MHz	1.000 MHz	672.93603 MHz	-36.71 dBm	-23.71 dB
855.000 MHz	1.000 GHz	1.000 MHz	872.57246 MHz	-36.59 dBm	-23.59 dB
1.000 GHz	3.000 GHz	1.000 MHz	2.92763 GHz	-35.07 dBm	-22.07 dB
3.000 GHz	7.000 GHz	1.000 MHz	6.37483 GHz	-32.43 dBm	-19.43 dB
7.000 GHz	9.000 GHz	1.000 MHz	8.91139 GHz	-32.88 dBm	-19.88 dB

Date: 7.AUG.2020 11:00:29

WCDMA Band II (RMC 12.2Kbps)

Lowest Channel

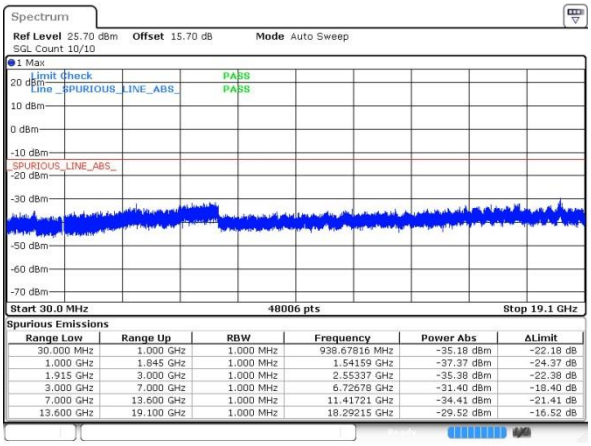

Spurious Emissions

Range Low	Range Up	RBW	Frequency	Power Abs	ΔLimit
30.000 MHz	1.000 GHz	1.000 MHz	938.67816 MHz	-35.18 dBm	-22.18 dB
1.000 GHz	1.845 GHz	1.000 MHz	1.54159 GHz	-37.37 dBm	-24.37 dB
1.915 GHz	3.000 GHz	1.000 MHz	2.55337 GHz	-35.38 dBm	-22.38 dB
3.000 GHz	7.000 GHz	1.000 MHz	6.72678 GHz	-31.40 dBm	-18.40 dB
7.000 GHz	13.600 GHz	1.000 MHz	11.41721 GHz	-34.41 dBm	-21.41 dB
13.600 GHz	19.100 GHz	1.000 MHz	18.29215 GHz	-29.52 dBm	-16.52 dB

Date: 7.AUG.2020 15:39:13

Middle Channel

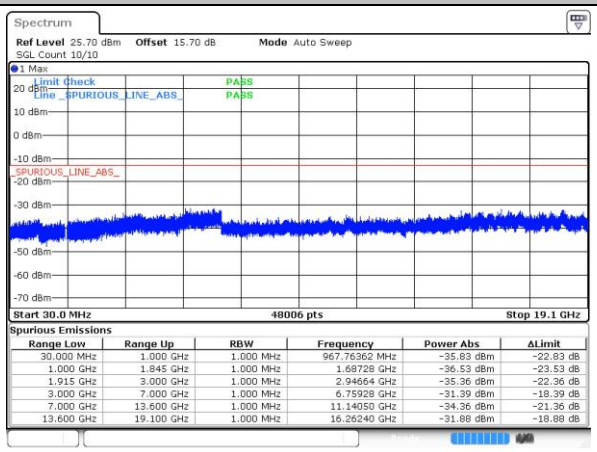

Spurious Emissions

Range Low	Range Up	RBW	Frequency	Power Abs	ΔLimit
30.000 MHz	1.000 GHz	1.000 MHz	967.76362 MHz	-35.83 dBm	-22.83 dB
1.000 GHz	1.845 GHz	1.000 MHz	1.68728 GHz	-36.53 dBm	-23.53 dB
1.915 GHz	3.000 GHz	1.000 MHz	2.94664 GHz	-35.36 dBm	-22.36 dB
3.000 GHz	7.000 GHz	1.000 MHz	6.75928 GHz	-31.39 dBm	-18.39 dB
7.000 GHz	13.600 GHz	1.000 MHz	11.14050 GHz	-34.36 dBm	-21.36 dB
13.600 GHz	19.100 GHz	1.000 MHz	16.26240 GHz	-31.88 dBm	-18.88 dB

Date: 7.AUG.2020 15:40:33

Highest Channel

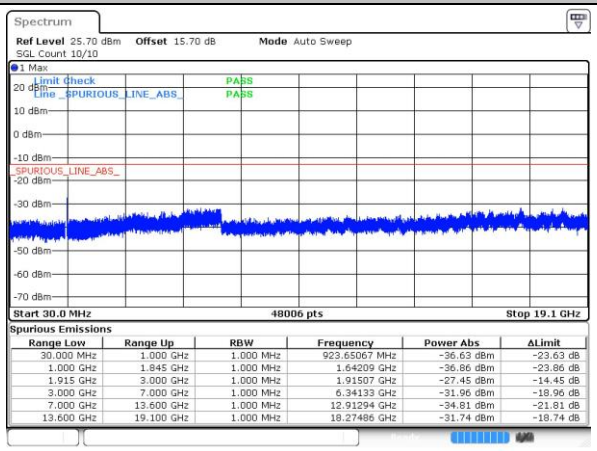

Spurious Emissions

Range Low	Range Up	RBW	Frequency	Power Abs	ΔLimit
30.000 MHz	1.000 GHz	1.000 MHz	923.65067 MHz	-36.63 dBm	-23.63 dB
1.000 GHz	1.845 GHz	1.000 MHz	1.64209 GHz	-36.86 dBm	-23.86 dB
1.915 GHz	3.000 GHz	1.000 MHz	1.91507 GHz	-27.45 dBm	-14.45 dB
3.000 GHz	7.000 GHz	1.000 MHz	6.34133 GHz	-31.96 dBm	-18.96 dB
7.000 GHz	13.600 GHz	1.000 MHz	12.91294 GHz	-34.81 dBm	-21.81 dB
13.600 GHz	19.100 GHz	1.000 MHz	18.27486 GHz	-31.74 dBm	-18.74 dB

Date: 7.AUG.2020 15:41:54

WCDMA Band IV (RMC 12.2Kbps)

Lowest Channel

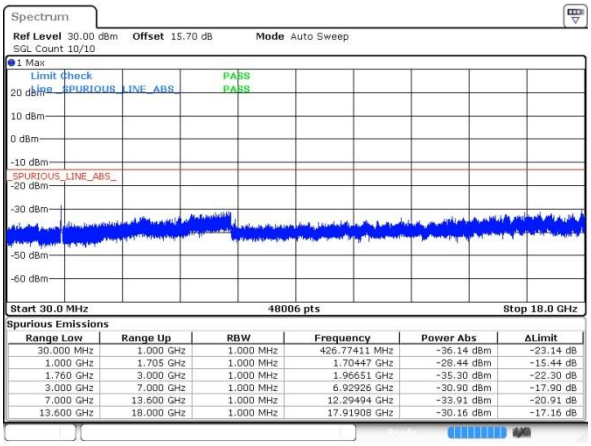

Spurious Emissions

Range Low	Range Up	RBW	Frequency	Power Abs	ΔLimit
30.000 MHz	1.000 GHz	1.000 MHz	426.77411 MHz	-36.14 dBm	-23.14 dB
1.000 GHz	1.705 GHz	1.000 MHz	1.70447 GHz	-28.44 dBm	-15.44 dB
1.760 GHz	3.000 GHz	1.000 MHz	1.96651 GHz	-35.30 dBm	-22.30 dB
3.000 GHz	7.000 GHz	1.000 MHz	6.92926 GHz	-30.90 dBm	-17.90 dB
7.000 GHz	13.600 GHz	1.000 MHz	12.29494 GHz	-33.91 dBm	-20.91 dB
13.600 GHz	18.000 GHz	1.000 MHz	17.91908 GHz	-30.16 dBm	-17.16 dB

Date: 7.AUG.2020 16:01:23

Middle Channel

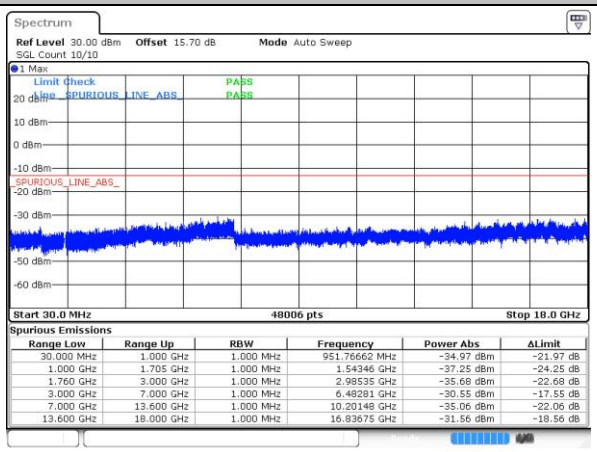

Spurious Emissions

Range Low	Range Up	RBW	Frequency	Power Abs	ΔLimit
30.000 MHz	1.000 GHz	1.000 MHz	951.76662 MHz	-34.97 dBm	-21.97 dB
1.000 GHz	1.705 GHz	1.000 MHz	1.54346 GHz	-37.25 dBm	-24.25 dB
1.760 GHz	3.000 GHz	1.000 MHz	2.98535 GHz	-35.68 dBm	-22.68 dB
3.000 GHz	7.000 GHz	1.000 MHz	6.48281 GHz	-30.55 dBm	-17.55 dB
7.000 GHz	13.600 GHz	1.000 MHz	10.20148 GHz	-35.06 dBm	-22.06 dB
13.600 GHz	18.000 GHz	1.000 MHz	16.83675 GHz	-31.56 dBm	-18.56 dB

Date: 7.AUG.2020 16:02:42

Highest Channel

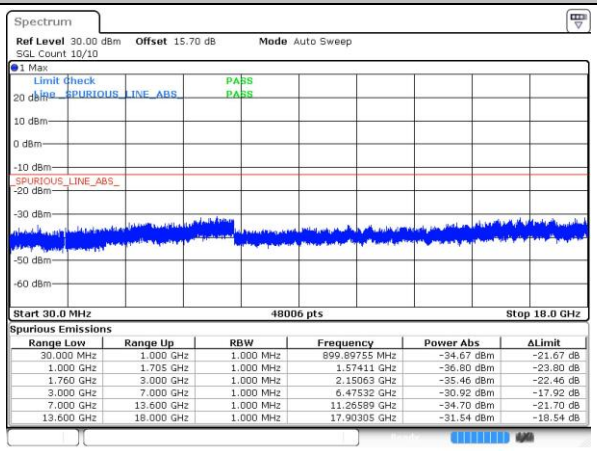

Spurious Emissions

Range Low	Range Up	RBW	Frequency	Power Abs	ΔLimit
30.000 MHz	1.000 GHz	1.000 MHz	899.89755 MHz	-34.67 dBm	-21.67 dB
1.000 GHz	1.705 GHz	1.000 MHz	1.57411 GHz	-36.80 dBm	-23.80 dB
1.760 GHz	3.000 GHz	1.000 MHz	2.15063 GHz	-35.46 dBm	-22.46 dB
3.000 GHz	7.000 GHz	1.000 MHz	6.47532 GHz	-30.92 dBm	-17.92 dB
7.000 GHz	13.600 GHz	1.000 MHz	11.26589 GHz	-34.70 dBm	-21.70 dB
13.600 GHz	18.000 GHz	1.000 MHz	17.90305 GHz	-31.54 dBm	-18.54 dB

Date: 7.AUG.2020 16:04:03

Frequency Stability

Test Conditions	Middle Channel	GSM850 (GSM)	GSM850 (EDGE class 8)	Limit 2.5ppm
Temperature (°C)	Voltage (Volt)	Deviation (ppm)		Result
50	Normal Voltage	0.0108	0.0224	PASS
40	Normal Voltage	0.0032	0.0178	
30	Normal Voltage	0.0130	0.0087	
20(Ref.)	Normal Voltage	0.0000	0.0000	
10	Normal Voltage	0.0145	0.0155	
0	Normal Voltage	0.0078	0.0169	
-10	Normal Voltage	0.0175	0.0234	
-20	Normal Voltage	0.0159	0.0065	
-30	Normal Voltage	0.0143	0.0109	
20	Maximum Voltage	0.0096	0.0132	
20	Normal Voltage	0.0120	0.0203	
20	Battery End Point	0.0191	0.0036	

Note: Normal Voltage = 3.85V. ; Battery End Point (BEP) =3.6V. ; Maximum Voltage =4.45V

Test Conditions	Middle Channel	GSM1900 (GSM)	GSM1900 (EDGE class 8)	Limit Note 2.
Temperature (°C)	Voltage (Volt)	Deviation (ppm)		Result
50	Normal Voltage	0.0058	0.0181	PASS
40	Normal Voltage	0.0015	0.0131	
30	Normal Voltage	0.0119	0.0023	
20(Ref.)	Normal Voltage	0.0000	0.0000	
10	Normal Voltage	0.0145	0.0112	
0	Normal Voltage	0.0136	0.0135	
-10	Normal Voltage	0.0089	0.0174	
-20	Normal Voltage	0.0021	0.0127	
-30	Normal Voltage	0.0118	0.0119	
20	Maximum Voltage	0.0052	0.0018	
20	Normal Voltage	0.0011	0.0134	
20	Battery End Point	0.0124	0.0027	

Note:

1. Normal Voltage = 3.85V. ; Battery End Point (BEP) =3.6V. ; Maximum Voltage =4.45V
2. The frequency fundamental emissions stay within the authorized frequency block based on the frequency deviation measured is small.

Test Conditions	Middle Channel	WCDMA Band V (RMC 12.2Kbps)	Limit 2.5ppm
Temperature (°C)	Voltage (Volt)	Deviation (ppm)	Result
50	Normal Voltage	0.0074	PASS
40	Normal Voltage	0.0245	
30	Normal Voltage	0.0021	
20(Ref.)	Normal Voltage	0.0001	
10	Normal Voltage	0.0278	
0	Normal Voltage	0.0243	
-10	Normal Voltage	0.0068	
-20	Normal Voltage	0.0273	
-30	Normal Voltage	0.0036	
20	Maximum Voltage	0.0012	
20	Normal Voltage	0.0234	
20	Battery End Point	0.0263	

Note: Normal Voltage = 3.85V. ; Battery End Point (BEP) =3.6V. ; Maximum Voltage =4.45V

Test Conditions	Middle Channel	WCDMA Band II (RMC 12.2Kbps)	Limit Note 2.
Temperature (°C)	Voltage (Volt)	Deviation (ppm)	Result
50	Normal Voltage	0.0016	PASS
40	Normal Voltage	0.0116	
30	Normal Voltage	0.0118	
20(Ref.)	Normal Voltage	0.0000	
10	Normal Voltage	0.0174	
0	Normal Voltage	0.0048	
-10	Normal Voltage	0.0143	
-20	Normal Voltage	0.0159	
-30	Normal Voltage	0.0027	
20	Maximum Voltage	0.0022	
20	Normal Voltage	0.0096	
20	Battery End Point	0.0032	

Note:

3. Normal Voltage = 3.85V. ; Battery End Point (BEP) =3.6V. ; Maximum Voltage =4.45V

4. The frequency fundamental emissions stay within the authorized frequency block based on the frequency deviation measured is small.

Test Conditions	Middle Channel	WCDMA Band IV (RMC 12.2Kbps)	Limit Note 2.
Temperature (°C)	Voltage (Volt)	Deviation (ppm)	Result
50	Normal Voltage	0.0010	PASS
40	Normal Voltage	0.0016	
30	Normal Voltage	0.0048	
20(Ref.)	Normal Voltage	0.0000	
10	Normal Voltage	0.0170	
0	Normal Voltage	0.0028	
-10	Normal Voltage	0.0113	
-20	Normal Voltage	0.0109	
-30	Normal Voltage	0.0040	
20	Maximum Voltage	0.0029	
20	Normal Voltage	0.0066	
20	Battery End Point	0.0012	

Note:

1. Normal Voltage = 3.87 V. ; Battery End Point (BEP) = 3.6 V. ; Maximum Voltage =4.3 V
2. The frequency fundamental emissions stay within the authorized frequency block based on the frequency deviation measured is small.

Appendix B. Test Results of Radiated Test

Radiated Spurious Emission

Pre-scanned in three orthogonal panels, X, Y, Z for Antennas. The worst cases were recorded in this report.
Antenna 2：

GSM850 (GSM)								
Channel	Frequency (MHz)	ERP (dBm)	Limit (dBm)	Over Limit (dB)	S.G. Power (dBm)	TX Cable loss (dB)	TX Antenna Gain (dBi)	Polarization (H/V)
Middle	1672	-54.45	-13	-41.45	-61.42	1.58	10.70	H
	2510	-40.76	-13	-27.76	-49.01	2.102	12.50	H
	3348	-63.19	-13	-50.19	-72.08	2.856	13.90	H
	1672	-54.04	-13	-41.04	-61.01	1.58	10.70	V
	2510	-43.41	-13	-30.41	-51.66	2.10	12.50	V
	3348	-63.00	-13	-50.00	-71.89	2.86	13.90	V

Remark: Spurious emissions within 30-1000MHz were found more than 20dB below limit line.

Antenna 2：

GSM850 (EDGE class 8)								
Channel	Frequency (MHz)	ERP (dBm)	Limit (dBm)	Over Limit (dB)	S.G. Power (dBm)	TX Cable loss (dB)	TX Antenna Gain (dBi)	Polarization (H/V)
Middle	1672	-63.92	-13	-50.92	-70.89	1.58	10.70	H
	2510	-64.19	-13	-51.19	-72.44	2.102	12.50	H
	3348	-62.83	-13	-49.83	-71.72	2.856	13.90	H
	1672	-63.24	-13	-50.24	-70.21	1.58	10.70	V
	2510	-63.89	-13	-50.89	-72.14	2.10	12.50	V
	3348	-63.13	-13	-50.13	-72.02	2.86	13.90	V

Remark: Spurious emissions within 30-1000MHz were found more than 20dB below limit line.

Antenna 2

GSM1900 (GSM)								
Channel	Frequency (MHz)	EIRP (dBm)	Limit (dBm)	Over Limit (dB)	S.G. Power (dBm)	TX Cable loss (dB)	TX Antenna Gain (dBi)	Polarization (H/V)
Middle	3759	-57.51	-13	-44.51	-69.77	2.641	14.90	H
	5640	-31.07	-13	-18.07	-42.93	2.94	14.80	H
	7524	-48.25	-13	-35.25	-58.02	3.39	13.16	H
	9396	-45.28	-13	-32.28	-55.76	4.00	14.48	H
	3759	-57.61	-13	-44.61	-69.87	2.64	14.90	V
	5640	-25.10	-13	-12.10	-36.96	2.94	14.80	V
	7524	-48.16	-13	-35.16	-57.93	3.39	13.16	V
	9396	-40.91	-13	-27.91	-51.39	4.00	14.48	V

Remark: Spurious emissions within 30-1000MHz were found more than 20dB below limit line.

Antenna 2

GSM1900 (EDGE class 8)								
Channel	Frequency (MHz)	EIRP (dBm)	Limit (dBm)	Over Limit (dB)	S.G. Power (dBm)	TX Cable loss (dB)	TX Antenna Gain (dBi)	Polarization (H/V)
Middle	3759	-57.64	-13	-44.64	-69.90	2.641	14.90	H
	5640	-25.43	-13	-12.43	-37.29	2.94	14.80	H
	7524	-48.08	-13	-35.08	-57.85	3.39	13.16	H
	3759	-57.41	-13	-44.41	-69.67	2.64	14.90	V
	5640	-25.93	-13	-12.93	-37.79	2.94	14.80	V
	7524	-48.03	-13	-35.03	-57.80	3.39	13.16	V

Remark: Spurious emissions within 30-1000MHz were found more than 20dB below limit line.

Antenna 2

WCDMA Band V(RMC 12.2Kbps)								
Channel	Frequency (MHz)	ERP (dBm)	Limit (dBm)	Over Limit (dB)	S.G. Power (dBm)	TX Cable loss (dB)	TX Antenna Gain (dBi)	Polarization (H/V)
Middle	1672	-67.08	-13	-54.08	-74.05	1.58	10.70	H
	2510	-64.76	-13	-51.76	-73.01	2.102	12.50	H
	3348	-63.23	-13	-50.23	-72.12	2.856	13.90	H
	1672	-66.94	-13	-53.94	-73.91	1.58	10.70	V
	2510	-64.19	-13	-51.19	-72.44	2.10	12.50	V
	3348	-63.14	-13	-50.14	-72.03	2.86	13.90	V

Remark: Spurious emissions within 30-1000MHz were found more than 20dB below limit line.

Antenna 2

WCDMA Band II(RMC 12.2Kbps)								
Channel	Frequency (MHz)	EIRP (dBm)	Limit (dBm)	Over Limit (dB)	S.G. Power (dBm)	TX Cable loss (dB)	TX Antenna Gain (dBi)	Polarization (H/V)
Middle	3759	-57.16	-13	-44.16	-69.42	2.64	14.90	H
	5640	-53.28	-13	-40.28	-65.14	2.94	14.80	H
	7524	-48.04	-13	-35.04	-57.81	3.39	13.16	H
	3759	-57.62	-13	-44.62	-69.88	2.64	14.90	V
	5640	-53.29	-13	-40.29	-65.15	2.94	14.80	V
	7524	-47.87	-13	-34.87	-57.64	3.39	13.16	V

Remark: Spurious emissions within 30-1000MHz were found more than 20dB below limit line.

Antenna 1

WCDMA Band IV(RMC 12.2Kbps)								
Channel	Frequency (MHz)	EIRP (dBm)	Limit (dBm)	Over Limit (dB)	S.G. Power (dBm)	TX Cable loss (dB)	TX Antenna Gain (dBi)	Polarization (H/V)
Middle	3465	-60.09	-13	-47.09	-70.83	2.604	13.34	H
	5199	-53.66	-13	-40.66	-64.17	3.011	13.52	H
	6936	-50.49	-13	-37.49	-60.69	3.271	13.47	H
	3465	-60.07	-13	-47.07	-70.81	2.604	13.34	V
	5199	-53.89	-13	-40.89	-64.40	3.011	13.52	V
	6936	-49.73	-13	-36.73	-59.93	3.271	13.47	V

Remark: Spurious emissions within 30-1000MHz were found more than 20dB below limit line.