<Photographs of EUT>



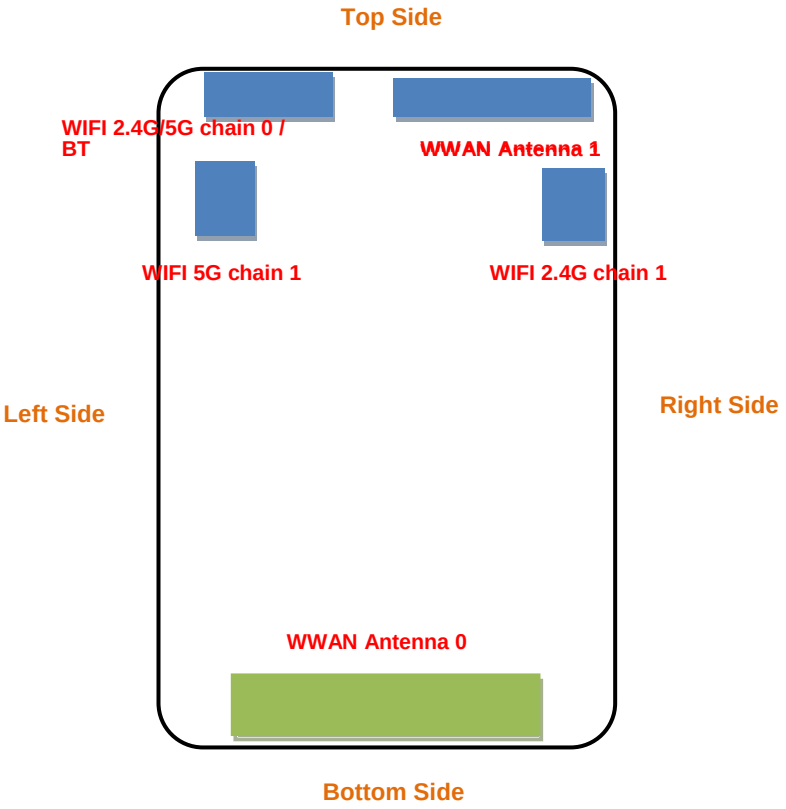

<EUT Rear View>

The separation distance for antenna to edge:

Antenna	overall diagonal (mm)	display diagonal (mm)	To Left Side (mm)	To Right Side (mm)	To Top Side (mm)	To Bottom Side (mm)
WWAN-0	175	162	45.03	17.6	152	2.87
WWAN-1			55	11.76	2.8	160
WLAN 2.4G/5G chain0/ BT			9.8	63.5	2.8	160
WLAN 2.4G chain1			65	11.76	15	145
WLAN 5G chain1			3.2	73.6	10.85	145

Note:

1. The WWAN diversity antenna can transmit through either antenna-0 or antenna-1 at a time.

Since the technical document related to the design of proximity sensor and power reduction is confidential, the detail about proximity sensor does not be described in this SAR report. Please refer to the technical documents as “Proximity Sensor Technical Description” for the details.

<Photographs of SAR Setup>



Right Cheek



Right Tilted



Left Cheek

Left Tilted



Front Face of EUT with 1.5 cm Gap



Rear Face of EUT with 1.5 cm Gap



Front Face of EUT with 1.0 cm Gap



Rear Face of EUT with 1.0 cm Gap



Left Side of EUT with 1.0 cm Gap



Right Side of EUT with 1.0 cm Gap

Top Side of EUT with 1.0 cm Gap



Bottom Side of EUT with 1.0 cm Gap

	
Bottom Side of EUT with 0 cm Gap	**Rear Face of EUT with 0 cm Gap**