WCDMA Band V (RMC 12.2Kbps)	WCDMA Band II (RMC 12.2Kbps)
Lowest Channel	**Lowest Channel**
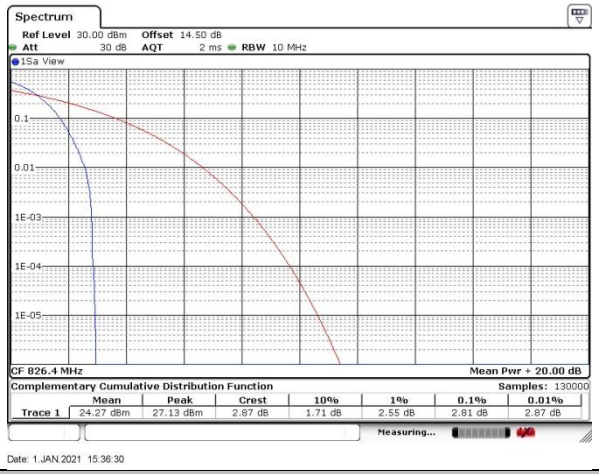	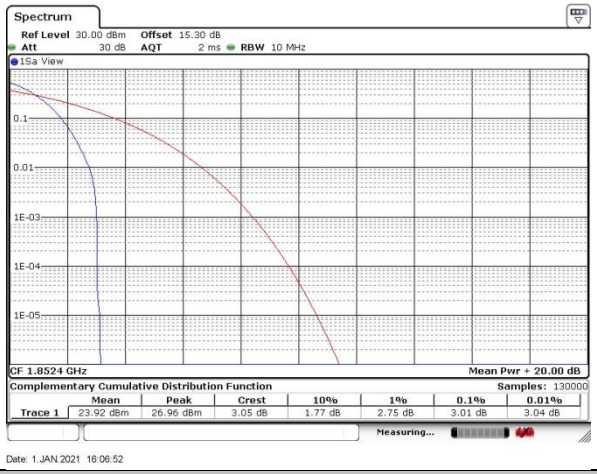
Middle Channel	**Middle Channel**
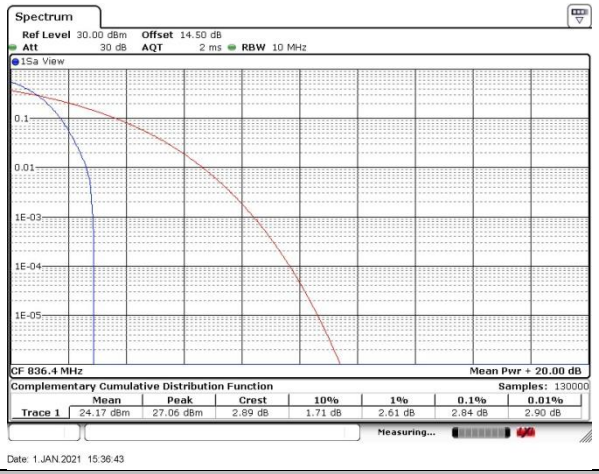	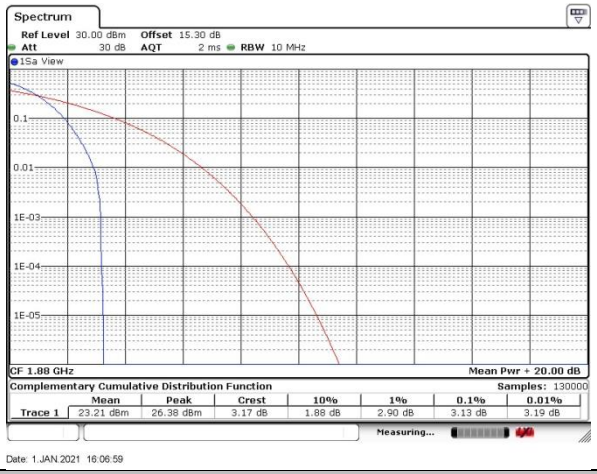
Highest Channel	**Highest Channel**
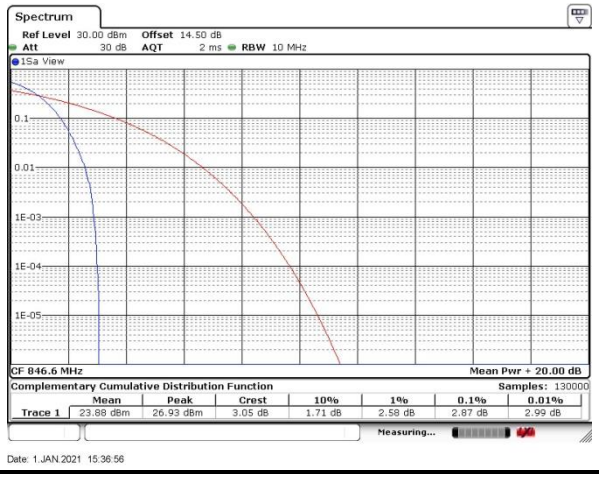	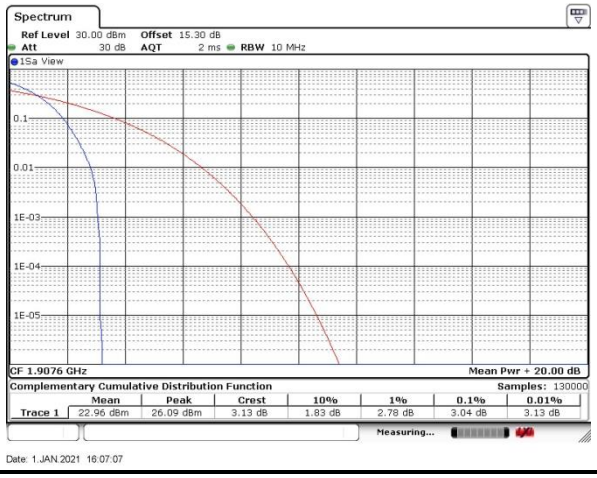

WCDMA Band IV (RMC 12.2Kbps)

Lowest Channel

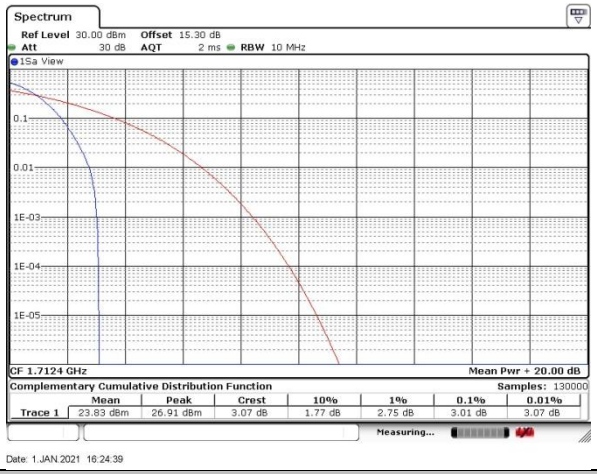

Middle Channel

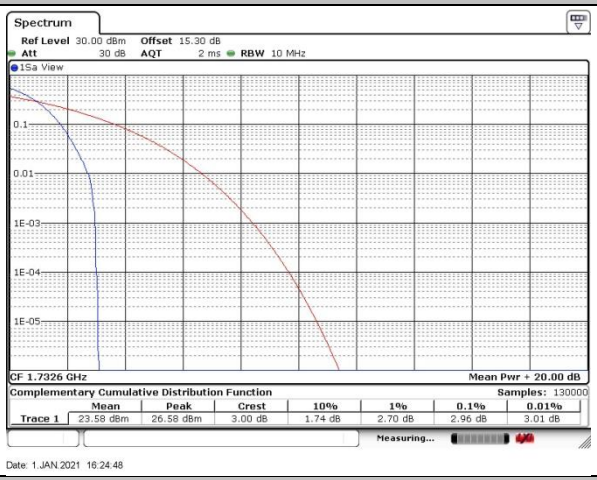

Highest Channel

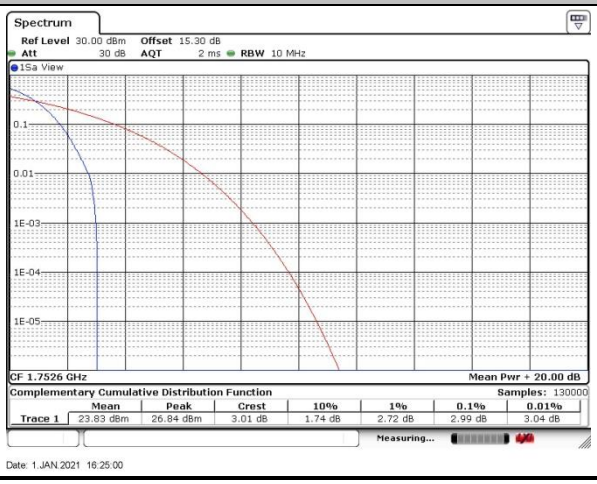

26dB Bandwidth

Mode	WCDMA Band V	WCDMA Band II	WCDMA Band IV
Mod.	RMC 12.2Kbps	RMC 12.2Kbps	RMC 12.2Kbps
Lowest CH	4.715	4.715	4.705
Middle CH	4.715	4.695	4.715
Highest CH	4.705	4.705	4.695

WCDMA Band V (RMC 12.2Kbps)

Lowest Channel

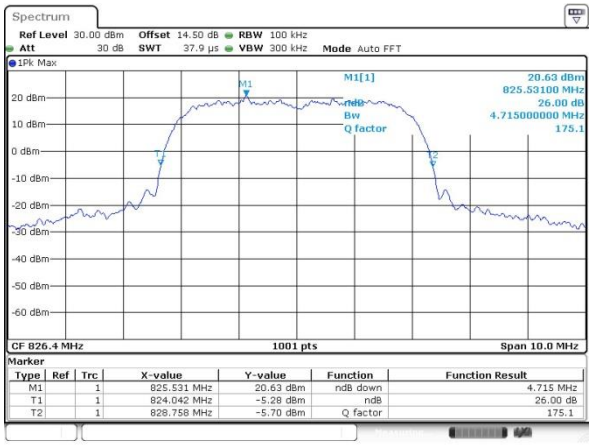

Date: 1.JAN.2021 15:20:04

Middle Channel

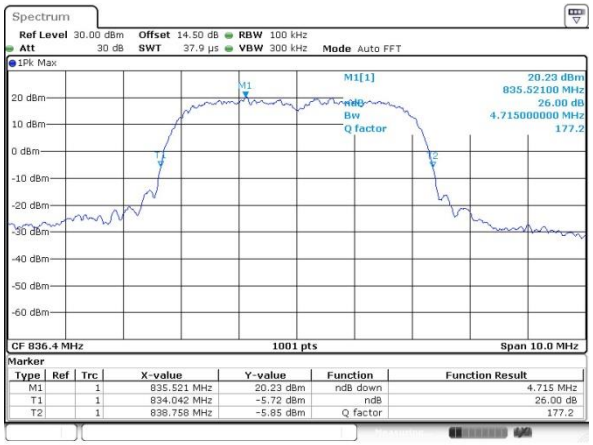

Date: 1.JAN.2021 15:20:56

Highest Channel

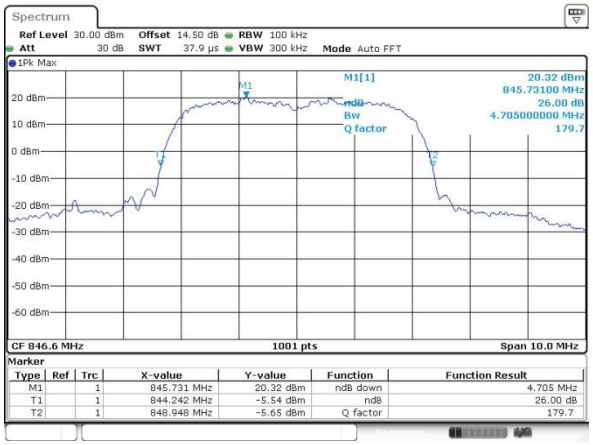

Date: 1.JAN.2021 15:21:30

WCDMA Band II (RMC 12.2Kbps)

Lowest Channel

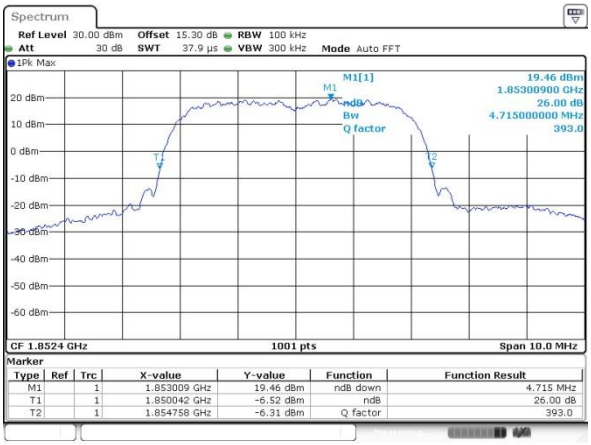

Date: 1.JAN.2021 15:39:48

Middle Channel

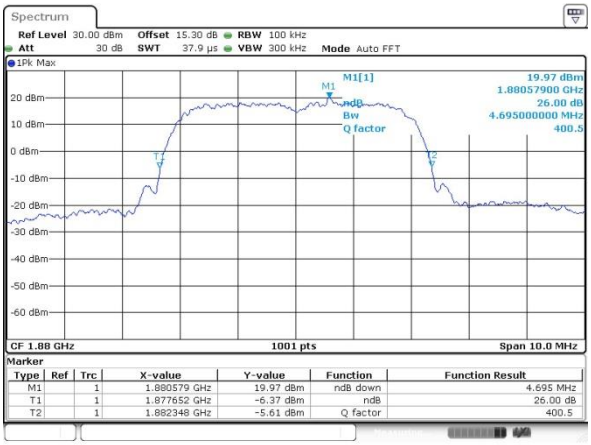

Date: 1.JAN.2021 15:40:21

Highest Channel

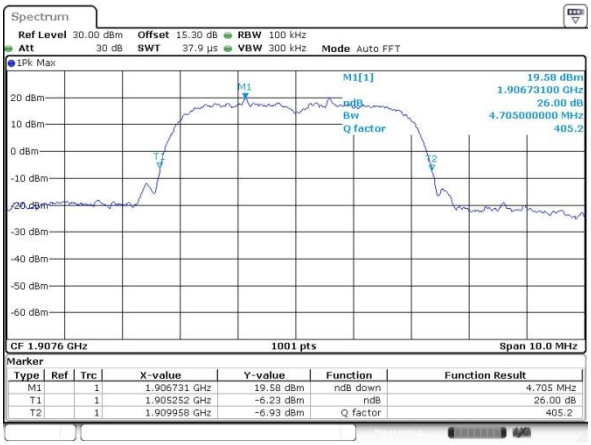

Date: 1.JAN.2021 15:40:57

WCDMA Band IV (RMC 12.2Kbps)

Lowest Channel

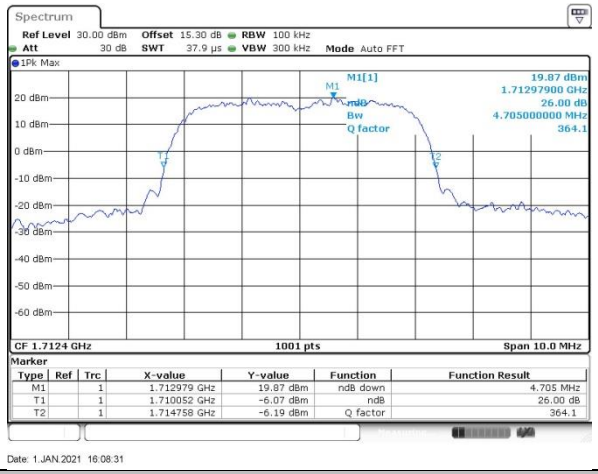

Middle Channel

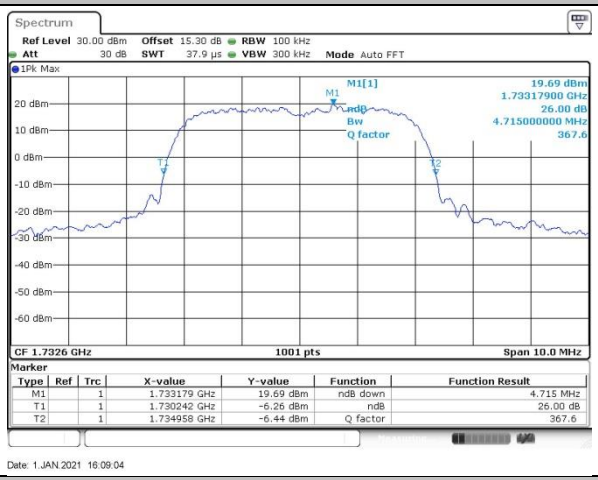

Highest Channel

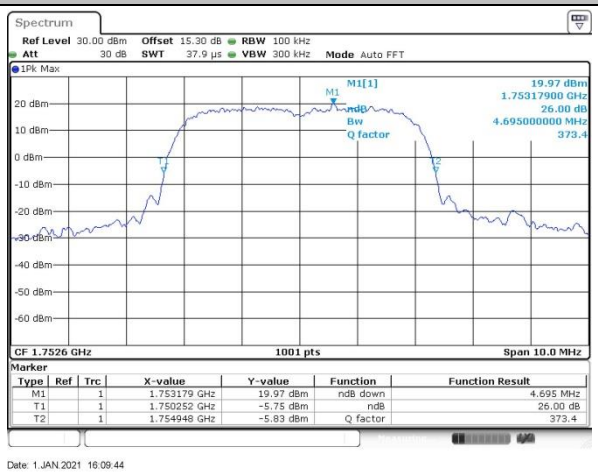

Occupied Bandwidth

Mode	WCDMA Band V	WCDMA Band II	WCDMA Band IV
Mod.	RMC 12.2Kbps	RMC 12.2Kbps	RMC 12.2Kbps
Lowest CH	4.146	4.136	4.136
Middle CH	4.146	4.146	4.146
Highest CH	4.126	4.136	4.136

WCDMA Band V (RMC 12.2Kbps)

Lowest Channel

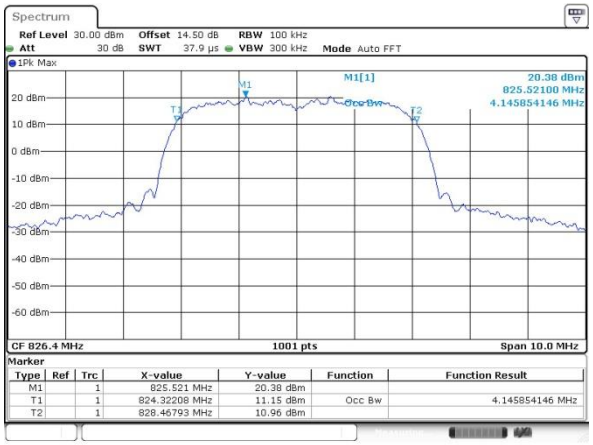

Middle Channel

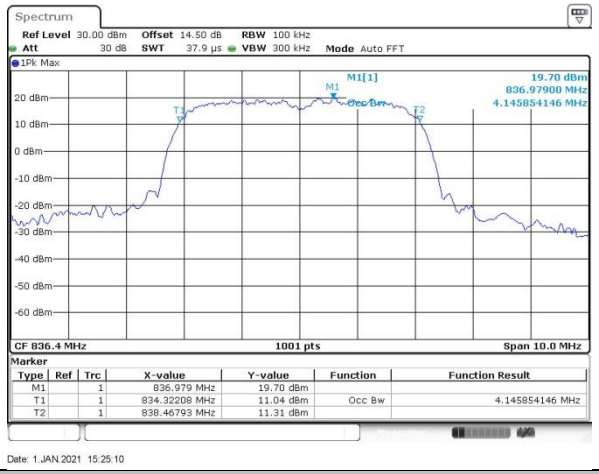

Highest Channel

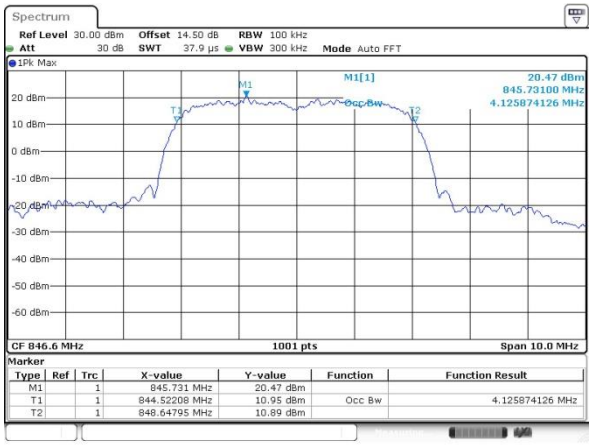

WCDMA Band II (RMC 12.2Kbps)

Lowest Channel

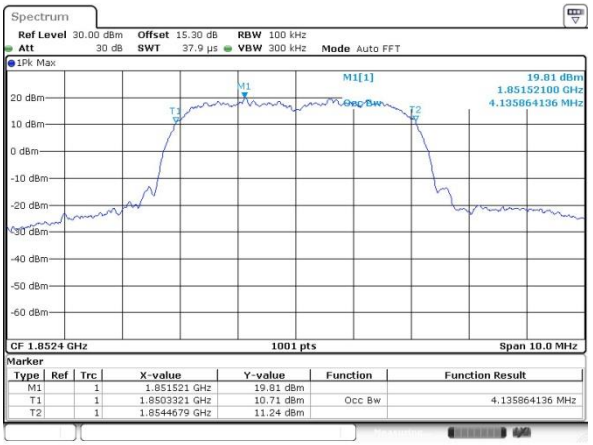

Middle Channel

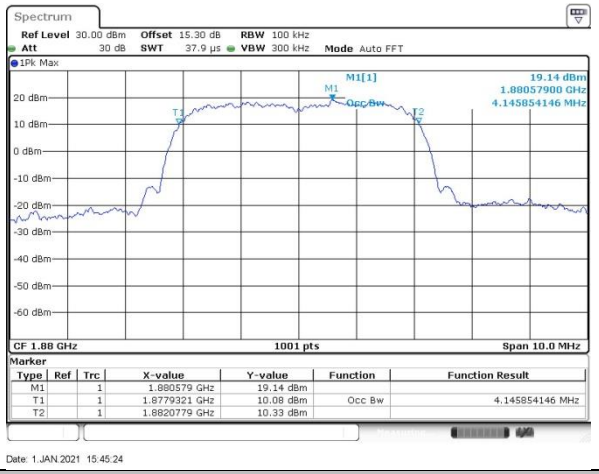

Highest Channel

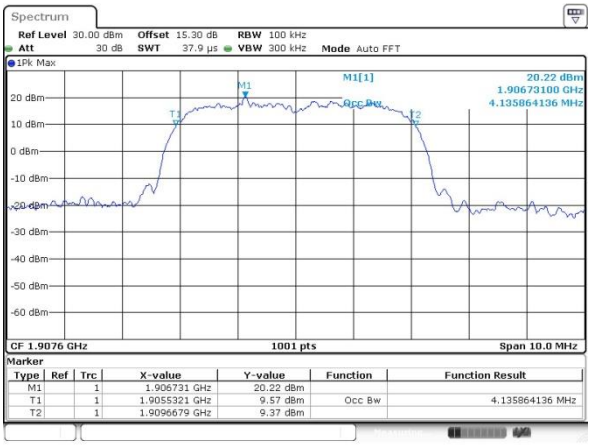

WCDMA Band IV (RMC 12.2Kbps)

Lowest Channel

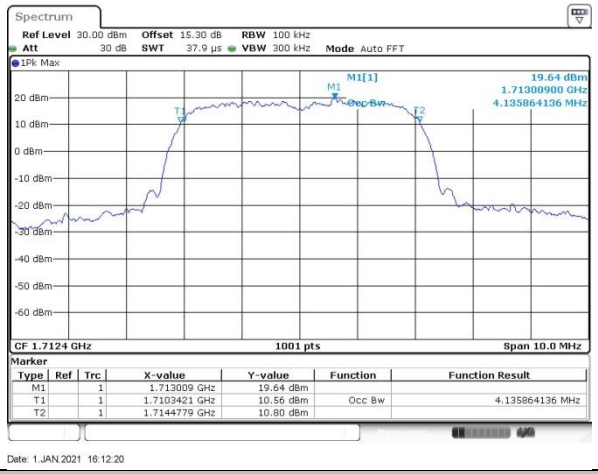

Middle Channel

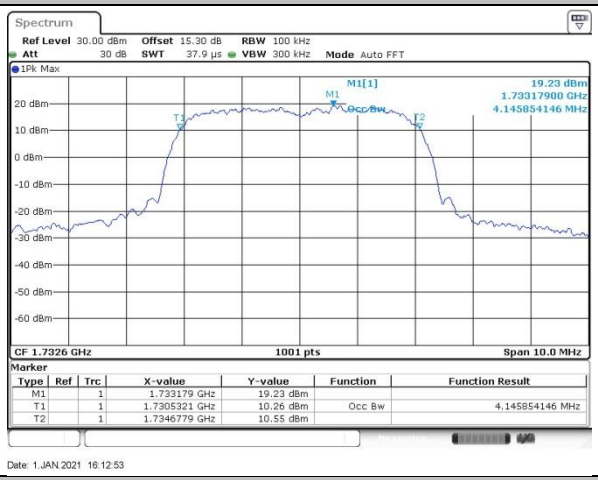

Highest Channel

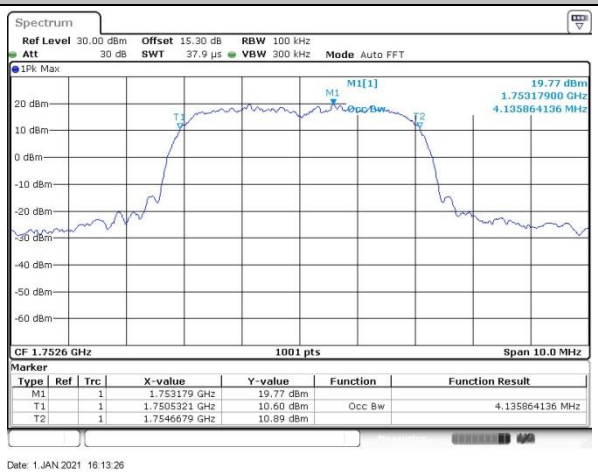

Conducted Band Edge

WCDMA Band V (RMC 12.2Kbps)

Lowest Band Edge

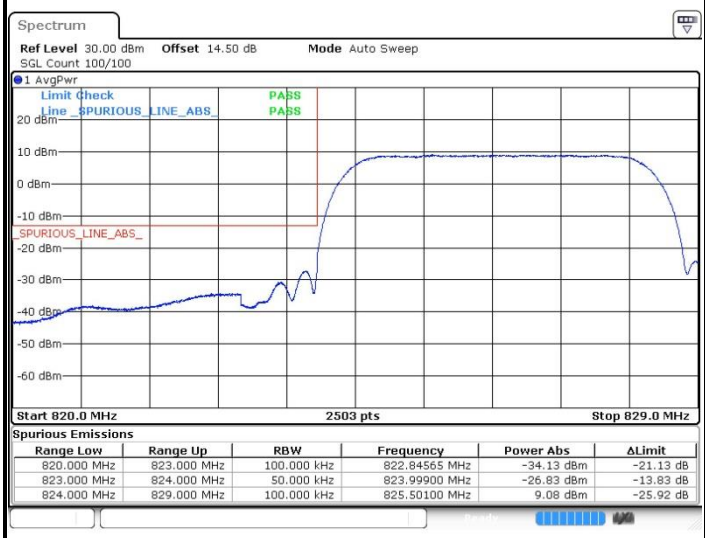

Spurious Emissions

Range Low	Range Up	RBW	Frequency	Power Abs	ΔLimit
820.000 MHz	823.000 MHz	100.000 kHz	822.84565 MHz	-34.13 dBm	-21.13 dB
823.000 MHz	824.000 MHz	50.000 kHz	823.99900 MHz	-26.83 dBm	-13.83 dB
824.000 MHz	829.000 MHz	100.000 kHz	825.50100 MHz	9.08 dBm	-25.92 dB

Date: 1.JAN.2021 15:28:36

Highest Band Edge

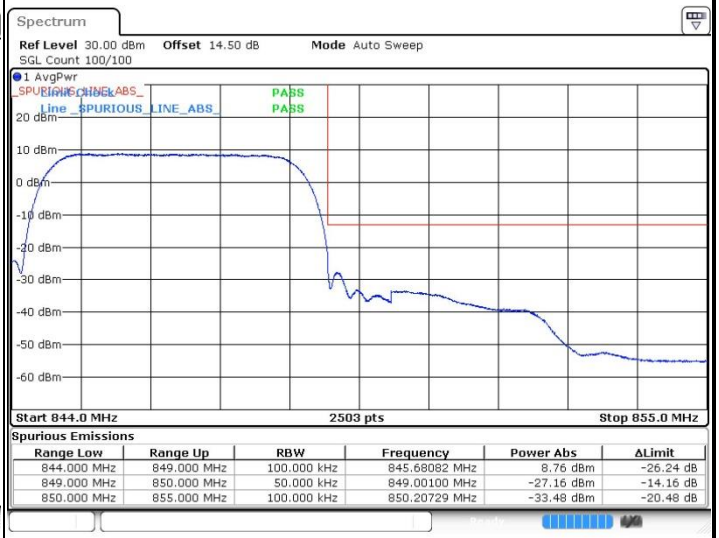

Spurious Emissions

Range Low	Range Up	RBW	Frequency	Power Abs	ΔLimit
844.000 MHz	849.000 MHz	100.000 kHz	845.68082 MHz	8.76 dBm	-26.24 dB
849.000 MHz	850.000 MHz	50.000 kHz	849.00100 MHz	-27.16 dBm	-14.16 dB
850.000 MHz	855.000 MHz	100.000 kHz	850.20729 MHz	-33.48 dBm	-20.48 dB

Date: 1.JAN.2021 15:31:31

WCDMA Band II (RMC 12.2Kbps)

Lowest Band Edge

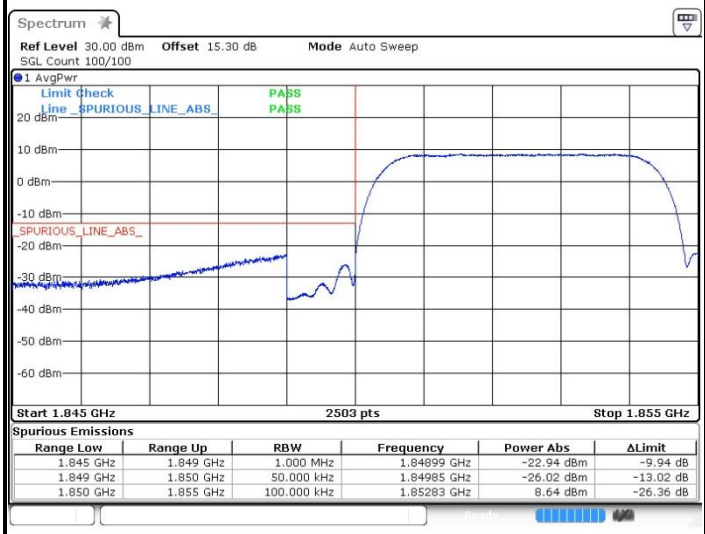

Spurious Emissions

Range Low	Range Up	RBW	Frequency	Power Abs	ΔLimit
1.845 GHz	1.849 GHz	1.000 MHz	1.84899 GHz	-22.94 dBm	-9.94 dB
1.849 GHz	1.850 GHz	50.000 kHz	1.84985 GHz	-26.02 dBm	-13.02 dB
1.850 GHz	1.855 GHz	100.000 kHz	1.85283 GHz	8.64 dBm	-26.36 dB

Date: 1.JAN.2021 15:48:44

Highest Band Edge

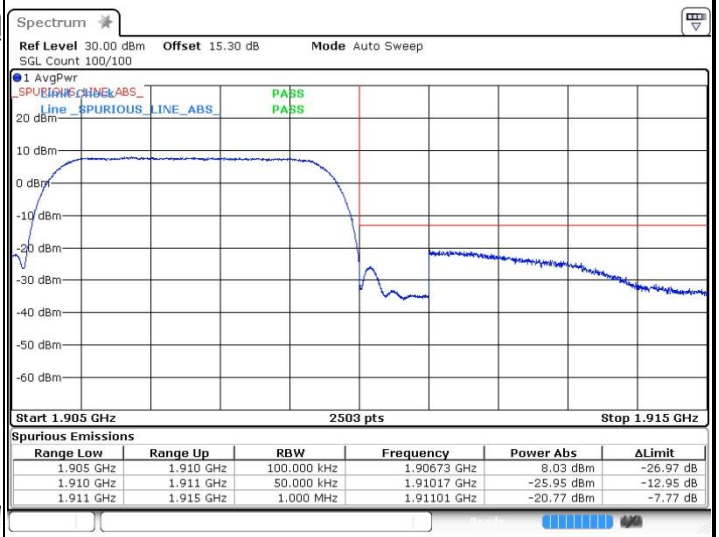

Spurious Emissions

Range Low	Range Up	RBW	Frequency	Power Abs	ΔLimit
1.905 GHz	1.910 GHz	100.000 kHz	1.90673 GHz	8.03 dBm	-26.97 dB
1.910 GHz	1.911 GHz	50.000 kHz	1.91017 GHz	-25.95 dBm	-12.95 dB
1.911 GHz	1.915 GHz	1.000 MHz	1.91101 GHz	-20.77 dBm	-7.77 dB

Date: 1.JAN.2021 15:51:34

WCDMA Band IV (RMC 12.2Kbps)	
Lowest Band Edge	**Highest Band Edge**

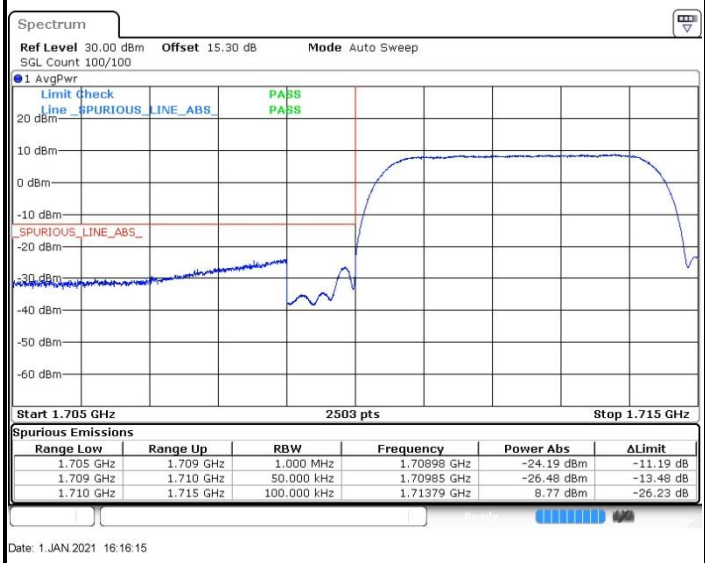

Spurious Emissions

Range Low	Range Up	RBW	Frequency	Power Abs	ΔLimit
1.705 GHz	1.709 GHz	1.000 MHz	1.70898 GHz	-24.19 dBm	-11.19 dB
1.709 GHz	1.710 GHz	50.000 kHz	1.70985 GHz	-26.48 dBm	-13.48 dB
1.710 GHz	1.715 GHz	100.000 kHz	1.71379 GHz	8.77 dBm	-26.23 dB

Date: 1.JAN.2021 16:16:15

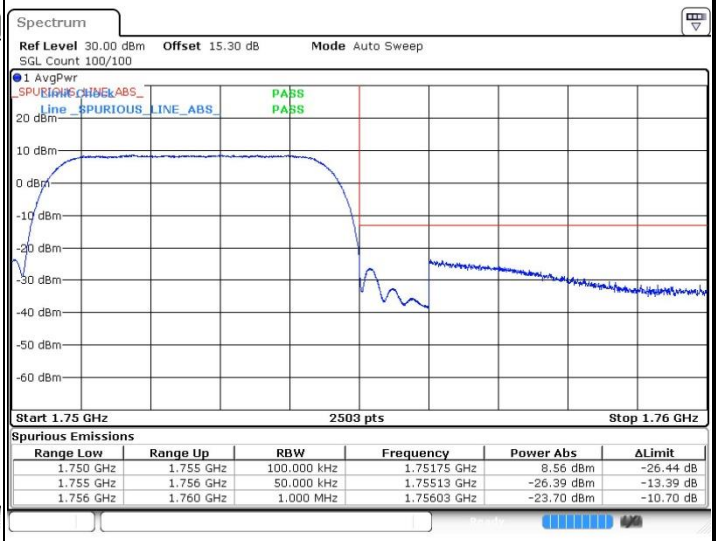

Spurious Emissions

Range Low	Range Up	RBW	Frequency	Power Abs	ΔLimit
1.750 GHz	1.755 GHz	100.000 kHz	1.75175 GHz	8.56 dBm	-26.44 dB
1.755 GHz	1.756 GHz	50.000 kHz	1.75513 GHz	-26.39 dBm	-13.39 dB
1.756 GHz	1.760 GHz	1.000 MHz	1.75603 GHz	-23.70 dBm	-10.70 dB

Date: 1.JAN.2021 16:19:00

Conducted Spurious Emission

WCDMA Band V (RMC 12.2Kbps)

Lowest Channel

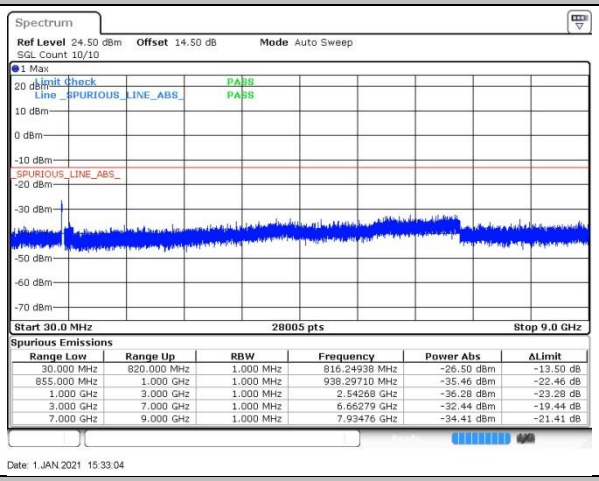

Middle Channel

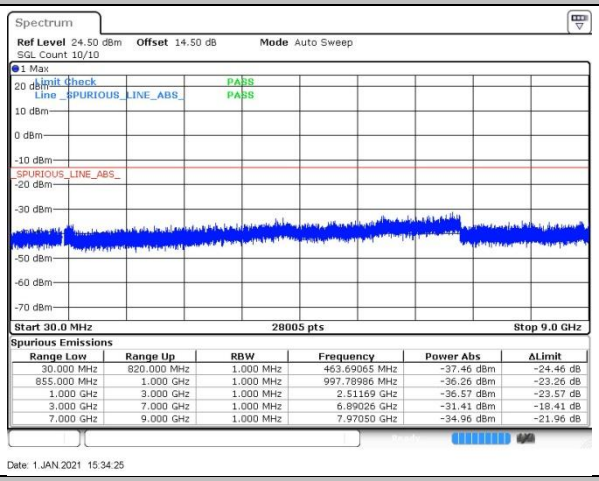

Highest Channel

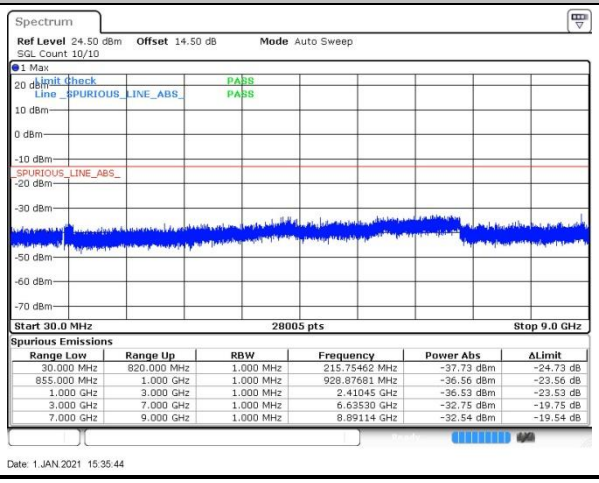

WCDMA Band II (RMC 12.2Kbps)

Lowest Channel

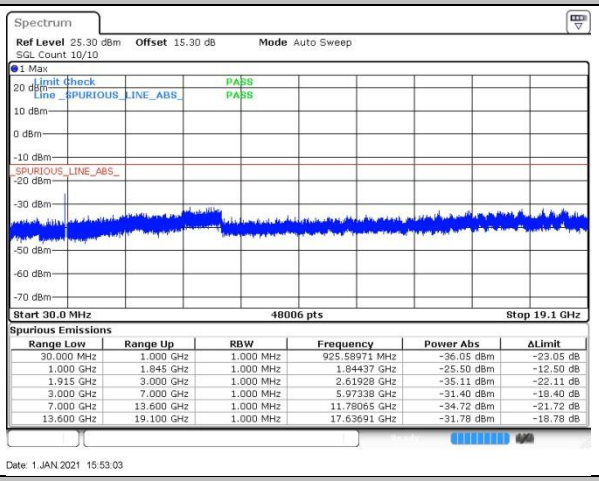

Middle Channel

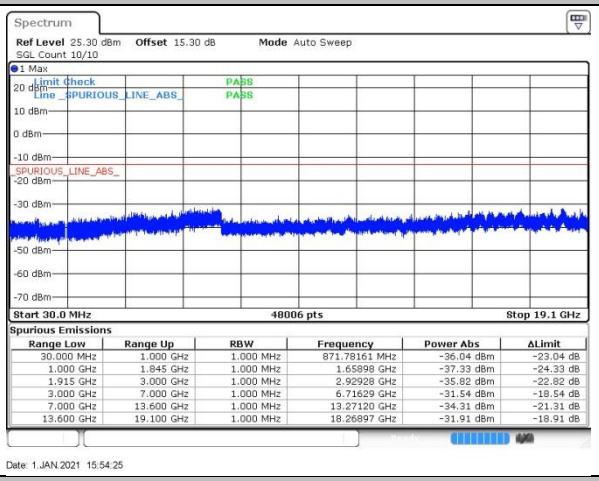

Highest Channel

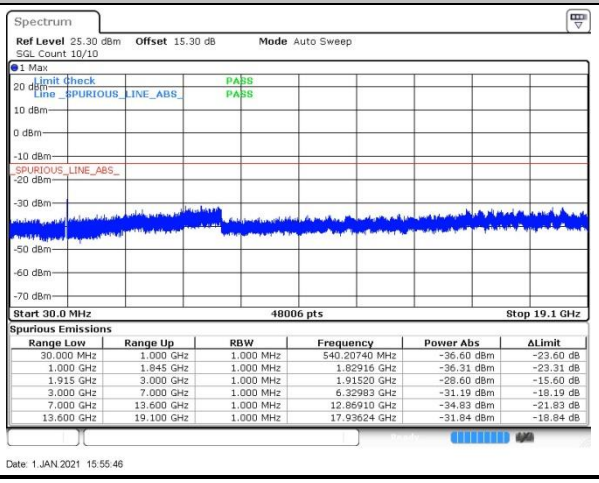

WCDMA Band IV (RMC 12.2Kbps)

Lowest Channel

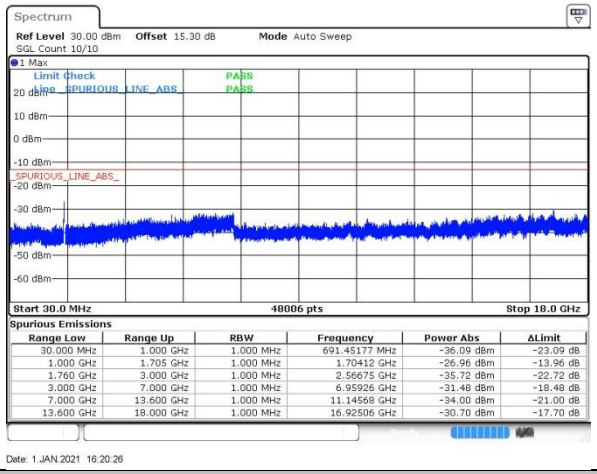

Spurious Emissions

Range Low	Range Up	RBW	Frequency	Power Abs	ΔLimit
30.000 MHz	1.000 GHz	1.000 MHz	691.45177 MHz	-36.09 dBm	-23.09 dB
1.000 GHz	1.705 GHz	1.000 MHz	1.70412 GHz	-26.96 dBm	-13.96 dB
1.760 GHz	3.000 GHz	1.000 MHz	2.56675 GHz	-35.72 dBm	-22.72 dB
3.000 GHz	7.000 GHz	1.000 MHz	6.95926 GHz	-31.48 dBm	-18.48 dB
7.000 GHz	13.600 GHz	1.000 MHz	11.14568 GHz	-34.00 dBm	-21.00 dB
13.600 GHz	18.000 GHz	1.000 MHz	16.92506 GHz	-30.70 dBm	-17.70 dB

Date: 1.JAN.2021 16:20:26

Middle Channel

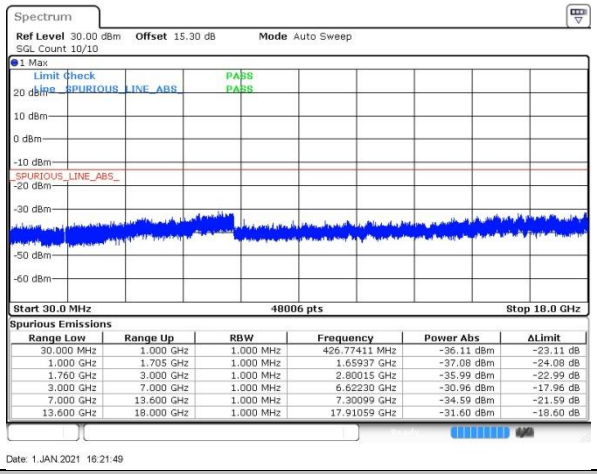

Spurious Emissions

Range Low	Range Up	RBW	Frequency	Power Abs	ΔLimit
30.000 MHz	1.000 GHz	1.000 MHz	426.77411 MHz	-36.11 dBm	-23.11 dB
1.000 GHz	1.705 GHz	1.000 MHz	1.65937 GHz	-37.08 dBm	-24.08 dB
1.760 GHz	3.000 GHz	1.000 MHz	2.80015 GHz	-35.99 dBm	-22.99 dB
3.000 GHz	7.000 GHz	1.000 MHz	6.62230 GHz	-30.96 dBm	-17.96 dB
7.000 GHz	13.600 GHz	1.000 MHz	7.30099 GHz	-34.59 dBm	-21.59 dB
13.600 GHz	18.000 GHz	1.000 MHz	17.91059 GHz	-31.60 dBm	-18.60 dB

Date: 1.JAN.2021 16:21:49

Highest Channel

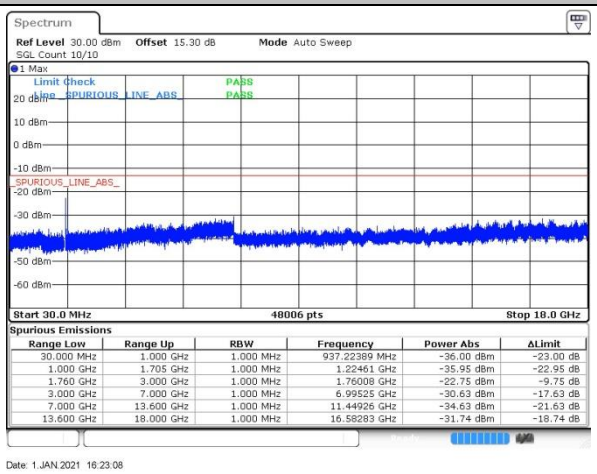

Spurious Emissions

Range Low	Range Up	RBW	Frequency	Power Abs	ΔLimit
30.000 MHz	1.000 GHz	1.000 MHz	937.22389 MHz	-36.00 dBm	-23.00 dB
1.000 GHz	1.705 GHz	1.000 MHz	1.22461 GHz	-35.95 dBm	-22.95 dB
1.760 GHz	3.000 GHz	1.000 MHz	1.76008 GHz	-22.75 dBm	-9.75 dB
3.000 GHz	7.000 GHz	1.000 MHz	6.99525 GHz	-30.63 dBm	-17.63 dB
7.000 GHz	13.600 GHz	1.000 MHz	11.44926 GHz	-34.63 dBm	-21.63 dB
13.600 GHz	18.000 GHz	1.000 MHz	16.58283 GHz	-31.74 dBm	-18.74 dB

Date: 1.JAN.2021 16:23:08

Frequency Stability

Test Conditions	Middle Channel	WCDMA Band V (RMC 12.2Kbps)	Limit 2.5ppm
Temperature (°C)	Voltage (Volt)	Deviation (ppm)	Result
50	Normal Voltage	0.0035	PASS
40	Normal Voltage	0.0023	
30	Normal Voltage	0.0144	
20(Ref.)	Normal Voltage	0.0000	
10	Normal Voltage	0.0023	
0	Normal Voltage	0.0125	
-10	Normal Voltage	0.0039	
-20	Normal Voltage	0.0158	
-30	Normal Voltage	0.0052	
20	Maximum Voltage	0.0016	
20	Normal Voltage	0.0000	
20	Battery End Point	0.0038	

Test Conditions	Middle Channel	WCDMA Band II (RMC 12.2Kbps)	Limit Note 2.
Temperature (°C)	Voltage (Volt)	Deviation (ppm)	Result
50	Normal Voltage	0.0016	PASS
40	Normal Voltage	0.0135	
30	Normal Voltage	0.0124	
20(Ref.)	Normal Voltage	0.0000	
10	Normal Voltage	0.0165	
0	Normal Voltage	0.0043	
-10	Normal Voltage	0.0137	
-20	Normal Voltage	0.0152	
-30	Normal Voltage	0.0033	
20	Maximum Voltage	0.0021	
20	Normal Voltage	0.0000	
20	Battery End Point	0.0047	

Test Conditions	Middle Channel	WCDMA Band IV (RMC 12.2Kbps)	Limit Note 2.
Temperature (°C)	Voltage (Volt)	Deviation (ppm)	Result
50	Normal Voltage	0.0088	PASS
40	Normal Voltage	0.0155	
30	Normal Voltage	0.0021	
20(Ref.)	Normal Voltage	0.0000	
10	Normal Voltage	0.0236	
0	Normal Voltage	0.0185	
-10	Normal Voltage	0.0068	
-20	Normal Voltage	0.0178	
-30	Normal Voltage	0.0028	
20	Maximum Voltage	0.0256	
20	Normal Voltage	0.0000	
20	Battery End Point	0.0224	

Note:

1. Normal Voltage = 3.87 V. ; Battery End Point (BEP) = 3.4 V. ; Maximum Voltage =4.48 V
2. The frequency fundamental emissions stay within the authorized frequency block based on the frequency deviation measured is small.

Appendix B. Test Results of Radiated Test

Radiated Spurious Emission

Pre-scanned harmonic for RSE testing, we choice worse case of antenna combination to full test.

GSM850 (GSM)								
Channel	Frequency (MHz)	ERP (dBm)	Limit (dBm)	Over Limit (dB)	S.G. Power (dBm)	TX Cable loss (dB)	TX Antenna Gain (dBi)	Polarization (H/V)
Middle	1672	-50.06	-13	-37.06	-57.03	1.58	10.70	H
	2510	-59.60	-13	-46.60	-67.85	2.102	12.50	H
	3348	-60.39	-13	-47.39	-69.28	2.856	13.90	H
	1672	-58.58	-13	-45.58	-65.55	1.58	10.70	V
	2510	-59.14	-13	-46.14	-67.39	2.10	12.50	V
	3348	-60.59	-13	-47.59	-69.48	2.86	13.90	V

Remark: Spurious emissions within 30-1000MHz were found more than 20dB below limit line.

GSM850 (EDGE 1 Tx slots)								
Channel	Frequency (MHz)	ERP (dBm)	Limit (dBm)	Over Limit (dB)	S.G. Power (dBm)	TX Cable loss (dB)	TX Antenna Gain (dBi)	Polarization (H/V)
Middle	1672	-56.71	-13	-43.71	-63.68	1.58	10.70	H
	2510	-48.48	-13	-35.48	-56.73	2.102	12.50	H
	3348	-59.65	-13	-46.65	-68.54	2.856	13.90	H
	1672	-55.43	-13	-42.43	-62.40	1.58	10.70	V
	2510	-48.47	-13	-35.47	-56.72	2.10	12.50	V
	3348	-60.64	-13	-47.64	-69.53	2.86	13.90	V

Remark: Spurious emissions within 30-1000MHz were found more than 20dB below limit line.

GSM1900 (GSM)								
Channel	Frequency (MHz)	EIRP (dBm)	Limit (dBm)	Over Limit (dB)	S.G. Power (dBm)	TX Cable loss (dB)	TX Antenna Gain (dBi)	Polarization (H/V)
Middle	3759	-57.46	-13	-44.46	-69.72	2.641	14.90	H
	5640	-54.55	-13	-41.55	-66.41	2.94	14.80	H
	7524	-52.96	-13	-39.96	-62.73	3.39	13.16	H
	3759	-56.84	-13	-43.84	-69.10	2.64	14.90	V
	5640	-54.71	-13	-41.71	-66.57	2.94	14.80	V
	7524	-52.56	-13	-39.56	-62.33	3.39	13.16	V

Remark: Spurious emissions within 30-1000MHz were found more than 20dB below limit line.

GSM1900 (EDGE 1 Tx slots)								
Channel	Frequency (MHz)	EIRP (dBm)	Limit (dBm)	Over Limit (dB)	S.G. Power (dBm)	TX Cable loss (dB)	TX Antenna Gain (dBi)	Polarization (H/V)
Middle	3759	-57.15	-13	-44.15	-69.41	2.641	14.90	H
	5640	-54.79	-13	-41.79	-66.65	2.94	14.80	H
	7524	-52.87	-13	-39.87	-62.64	3.39	13.16	H
	3759	-56.80	-13	-43.80	-69.06	2.64	14.90	V
	5640	-55.60	-13	-42.60	-67.46	2.94	14.80	V
	7524	-52.78	-13	-39.78	-62.55	3.39	13.16	V

Remark: Spurious emissions within 30-1000MHz were found more than 20dB below limit line.

WCDMA Band V(RMC 12.2Kbps)								
Channel	Frequency (MHz)	ERP (dBm)	Limit (dBm)	Over Limit (dB)	S.G. Power (dBm)	TX Cable loss (dB)	TX Antenna Gain (dBi)	Polarization (H/V)
Middle	1672	-65.59	-13	-52.59	-72.56	1.58	10.70	H
	2510	-58.88	-13	-45.88	-67.13	2.102	12.50	H
	3348	-59.81	-13	-46.81	-68.70	2.856	13.90	H
	1672	-64.59	-13	-51.59	-71.56	1.58	10.70	V
	2510	-58.62	-13	-45.62	-66.87	2.10	12.50	V
	3348	-60.54	-13	-47.54	-69.43	2.86	13.90	V

Remark: Spurious emissions within 30-1000MHz were found more than 20dB below limit line.

WCDMA Band II(RMC 12.2Kbps)								
Channel	Frequency (MHz)	EIRP (dBm)	Limit (dBm)	Over Limit (dB)	S.G. Power (dBm)	TX Cable loss (dB)	TX Antenna Gain (dBi)	Polarization (H/V)
Middle	3759	-56.89	-13	-43.89	-69.15	2.64	14.90	H
	5640	-54.90	-13	-41.90	-66.76	2.94	14.80	H
	7524	-52.74	-13	-39.74	-62.51	3.39	13.16	H
	3759	-57.03	-13	-44.03	-69.29	2.64	14.90	V
	5640	-55.06	-13	-42.06	-66.92	2.94	14.80	V
	7524	-52.56	-13	-39.56	-62.33	3.39	13.16	V

Remark: Spurious emissions within 30-1000MHz were found more than 20dB below limit line.

WCDMA Band IV(RMC 12.2Kbps)								
Channel	Frequency (MHz)	EIRP (dBm)	Limit (dBm)	Over Limit (dB)	S.G. Power (dBm)	TX Cable loss (dB)	TX Antenna Gain (dBi)	Polarization (H/V)
Middle	3465	-56.55	-13	-43.55	-67.29	2.604	13.34	H
	5199	-53.49	-13	-40.49	-64.00	3.011	13.52	H
	6936	-54.17	-13	-41.17	-64.37	3.271	13.47	H
	3465	-56.90	-13	-43.90	-67.64	2.604	13.34	V
	5199	-53.51	-13	-40.51	-64.02	3.011	13.52	V
	6936	-53.97	-13	-40.97	-64.17	3.271	13.47	V

Remark: Spurious emissions within 30-1000MHz were found more than 20dB below limit line.