8.3.10SAR Result of LTE Band 12

LTE Band 12 SAR Test Record											
Ant1 Test Record											
Test position	BW.	Test mode	Test Ch./Freq.	Duty Cycle	SAR (W/kg) 1-g	Power Drift (dB)	Conducted Power (dBm)	Tune up Limit (dBm)	Scaled factor	Scaled SAR (W/kg)	Liquid Temp
Head Test data(1RB)											
Left cheek	10	QPSK 1RB_49	23130/711	1:1	0.049	0.08	24.35	25.00	1.161	**0.056**	22.1
Left tilted	10	QPSK 1RB_49	23130/711	1:1	0.003	-0.11	24.35	25.00	1.161	0.003	22.1
Right cheek	10	QPSK 1RB_49	23130/711	1:1	0.015	-0.02	24.35	25.00	1.161	0.017	22.1
Right tilted	10	QPSK 1RB_49	23130/711	1:1	0.003	-0.06	24.35	25.00	1.161	0.003	22.1
Head Test data(50%RB)											
Left cheek	10	QPSK 25RB_25	23060/704	1:1	0.016	0.17	23.18	24.00	1.208	0.019	22.1
Left tilted	10	QPSK 25RB_25	23060/704	1:1	0.002	0.11	23.18	24.00	1.208	0.002	22.1
Right cheek	10	QPSK 25RB_25	23060/704	1:1	0.013	-0.18	23.18	24.00	1.208	0.016	22.1
Right tilted	10	QPSK 25RB_25	23060/704	1:1	0.001	-0.04	23.18	24.00	1.208	0.001	22.1
Body worn Test data(Separate 10mm 1RB)											
Front side	10	QPSK 1RB_49	23130/711	1:1	0.074	-0.11	24.35	25.00	1.161	0.086	22.1
Back side	10	QPSK 1RB_49	23130/711	1:1	0.082	0.08	24.35	25.00	1.161	**0.095**	22.1
Body worn Test data (Separate 10mm 50%RB)											
Front side	10	QPSK 25RB_25	23060/704	1:1	0.048	-0.10	23.18	24.00	1.208	0.058	22.1
Back side	10	QPSK 25RB_25	23060/704	1:1	0.056	-0.17	23.18	24.00	1.208	0.068	22.1
Hotspot Test data(Separate 10mm 1RB)											
Front side	10	QPSK 1RB_49	23130/711	1:1	0.074	-0.11	24.35	25.00	1.161	0.086	22.1
Back side	10	QPSK 1RB_49	23130/711	1:1	0.082	0.08	24.35	25.00	1.161	**0.095**	22.1
Left side	10	QPSK 1RB_49	23130/711	1:1	0.056	0.18	24.35	25.00	1.161	0.065	22.1
Right side	10	QPSK 1RB_49	23130/711	1:1	0.009	0.18	24.35	25.00	1.161	0.010	22.1
Bottom side	10	QPSK 1RB_49	23130/711	1:1	0.005	-0.06	24.35	25.00	1.161	0.006	22.1
Hotspot Test data (Separate 10mm 50%RB)											
Front side	10	QPSK 25RB_25	23060/704	1:1	0.048	-0.10	23.18	24.00	1.208	0.058	22.1
Back side	10	QPSK 25RB_25	23060/704	1:1	0.056	-0.17	23.18	24.00	1.208	0.068	22.1
Left side	10	QPSK 25RB_25	23060/704	1:1	0.048	0.00	23.18	24.00	1.208	0.058	22.1
Right side	10	QPSK 25RB_25	23060/704	1:1	0.006	-0.17	23.18	24.00	1.208	0.007	22.1
Bottom side	10	QPSK 25RB_25	23060/704	1:1	0.003	0.03	23.18	24.00	1.208	0.004	22.1
Ant4 Test Record											
Test position	BW.	Test mode	Test Ch./Freq.	Duty Cycle	SAR (W/kg) 1-g	Power Drift (dB)	Conducted Power (dBm)	Tune up Limit (dBm)	Scaled factor	Scaled SAR (W/kg)	Liquid Temp
Head Test data(1RB)											
Left cheek	10	QPSK 1RB_25	23095/707.5	1:1	0.375	-0.12	23.95	24.50	1.135	0.426	22.1
Left tilted	10	QPSK 1RB_25	23095/707.5	1:1	0.443	-0.17	23.95	24.50	1.135	0.503	22.1
Right cheek	10	QPSK 1RB_25	23095/707.5	1:1	0.610	0.01	23.95	24.50	1.135	**0.692**	22.1
Right tilted	10	QPSK 1RB_25	23095/707.5	1:1	0.498	0.13	23.95	24.50	1.135	0.565	22.1
Head Test data(50%RB)											
Left cheek	10	QPSK 25RB_0	23130/711	1:1	0.317	0.00	23.40	24.00	1.148	0.364	22.1
Left tilted	10	QPSK 25RB_0	23130/711	1:1	0.352	-0.01	23.40	24.00	1.148	0.404	22.1
Right cheek	10	QPSK 25RB_0	23130/711	1:1	0.399	0.14	23.40	24.00	1.148	0.458	22.1
Right tilted	10	QPSK 25RB_0	23130/711	1:1	0.370	0.18	23.40	24.00	1.148	0.425	22.1
Body worn Test data(Separate 10mm 1RB) Sensor on											
Front side	10	QPSK 1RB_25	23095/707.5	1:1	0.188	0.17	23.95	24.50	1.135	0.213	22.1
Back side	10	QPSK 1RB_25	23095/707.5	1:1	0.303	0.09	23.95	24.50	1.135	**0.344**	22.1
Body worn Test data (Separate 10mm 50%RB) Sensor on											
Front side	10	QPSK 25RB_0	23130/711	1:1	0.134	0.10	23.40	24.00	1.148	0.154	22.1
Back side	10	QPSK 25RB_0	23130/711	1:1	0.147	0.03	23.40	24.00	1.148	0.169	22.1
Body worn Test data(Separate 15mm 1RB) Sensor off											
Front side	10	QPSK 1RB_49	23130/711	1:1	0.145	-0.06	24.34	25.00	1.164	0.169	22.1
Back side	10	QPSK 1RB_49	23130/711	1:1	0.215	-0.19	24.34	25.00	1.164	0.250	22.1
Body worn Test data (Separate 15mm 50%RB) Sensor off											
Front side	10	QPSK 25RB_0	23130/711	1:1	0.122	-0.15	23.40	24.00	1.148	0.140	22.1
Back side	10	QPSK 25RB_0	23130/711	1:1	0.132	0.19	23.40	24.00	1.148	0.152	22.1
Hotspot Test data(Separate 10mm 1RB) Sensor on											
Front side	10	QPSK 1RB_49	23130/711	1:1	0.188	0.17	23.95	24.50	1.135	0.213	22.1

Unless otherwise agreed in writing, this document is issued by the Company subject to its General Conditions of Service printed overleaf, available on request or accessible at http://www.sgs.com/en/Terms-and-Conditions.aspx and, for electronic format documents, subject to Terms and Conditions for Electronic Documents at http://www.sgs.com/en/Terms-and-Conditions/Terms-e-Document.aspx. Attention is drawn to the limitation of liability, indemnification and jurisdiction issues defined therein. Any holder of this document is advised that information contained hereon reflects the Company's findings at the time of its intervention only and within the limits of Client's instructions, if any. The Company's sole responsibility is to its Client and this document does not exonerate parties to a transaction from exercising all their rights and obligations under the transaction documents. This document cannot be reproduced except in full, without prior written approval of the Company. Any unauthorized alteration, forgery or falsification of the content or appearance of this document is unlawful and offenders may be prosecuted to the fullest extent of the law. Unless otherwise stated the results shown in this test report refer only to the sample(s) tested and such sample(s) are retained for 30 days only.
Attention: To check the authenticity of testing /inspection report & certificate, please contact us at telephone: (86-755) 8307 1443, or email: CN.Doccheck@sgs.com

Back side	10	QPSK 1RB_49	23130/711	1:1	0.303	0.09	23.95	24.50	1.135	**0.344**	22.1
Top side	10	QPSK 1RB_49	23130/711	1:1	0.133	-0.01	23.95	24.50	1.135	0.151	22.1
Hotspot Test data(Separate 10mm 50%RB) Sensor on											
Front side	10	QPSK 25RB_13	23060/704	1:1	0.134	0.10	23.40	24.00	1.148	0.154	22.1
Back side	10	QPSK 25RB_13	23060/704	1:1	0.147	0.03	23.40	24.00	1.148	0.169	22.1
Top side	10	QPSK 25RB_13	23060/704	1:1	0.095	-0.19	23.40	24.00	1.148	0.109	22.1
Hotspot Test data 1RB Sensor off											
Front side-15mm	10	QPSK 1RB_49	23130/711	1:1	0.145	-0.06	24.34	25.00	1.164	0.169	22.1
Back side-15mm	10	QPSK 1RB_49	23130/711	1:1	0.215	-0.19	24.34	25.00	1.164	0.250	22.1
Left side-10mm	10	QPSK 1RB_49	23130/711	1:1	0.174	0.02	24.34	25.00	1.164	0.203	22.1
Right side-10mm	10	QPSK 1RB_49	23130/711	1:1	0.120	0.02	24.34	25.00	1.164	0.140	22.1
Top side-15mm	10	QPSK 1RB_49	23130/711	1:1	0.133	-0.19	24.34	25.00	1.164	0.155	22.1
Hotspot Test data 50%RB Sensor off											
Front side-15mm	10	QPSK 25RB_0	23130/711	1:1	0.122	-0.15	23.40	24.00	1.148	0.140	22.1
Back side-15mm	10	QPSK 25RB_0	23130/711	1:1	0.132	0.19	23.40	24.00	1.148	0.152	22.1
Left side-10mm	10	QPSK 25RB_13	23060/704	1:1	0.152	0.17	23.40	24.00	1.148	0.175	22.1
Right side-10mm	10	QPSK 25RB_13	23060/704	1:1	0.105	0.02	23.40	24.00	1.148	0.121	22.1
Top side-15mm	10	QPSK 25RB_13	23060/704	1:1	0.090	0.01	23.40	24.00	1.148	0.103	22.1
Ant1 Test Record											
Head Test data at the worst case with Battery2#											
Left cheek	10	QPSK 1RB_49	23130/711	1:1	0.048	0.01	24.35	25.00	1.161	0.055	22.1
Body worn Test data at the worst case with Battery2#											
Back side	10	QPSK 1RB_49	23130/711	1:1	0.079	0.11	24.35	25.00	1.161	0.092	22.1
Hotspot Test data at the worst case with Battery2#											
Back side	10	QPSK 1RB_49	23130/711	1:1	0.079	0.11	24.35	25.00	1.161	0.092	22.1
Ant4 Test Record											
Head Test data at the worst case with Battery2#											
Right cheek	10	QPSK 1RB_25	23095/707.5	1:1	0.600	0.01	23.95	24.50	1.135	0.681	22.1
Body worn Test data at the worst case with Battery2#											
Back side	10	QPSK 1RB_25	23095/707.5	1:1	0.297	-0.04	23.95	24.50	1.135	0.337	22.1
Hotspot Test data at the worst case with Battery2#											
Back side	10	QPSK 1RB_25	23095/707.5	1:1	0.297	-0.04	23.95	24.50	1.135	0.337	22.1

Table 20：SAR of LTE Band 12 for Head and Body (Original report: AR/2021/1000808).

Unless otherwise agreed in writing, this document is issued by the Company subject to its General Conditions of Service printed overleaf, available on request or accessible at http://www.sgs.com/en/Terms-and-Conditions.aspx and, for electronic format documents, subject to Terms and Conditions for Electronic Documents at http://www.sgs.com/en/Terms-and-Conditions/Terms-e-Document.aspx. Attention is drawn to the limitation of liability, indemnification and jurisdiction issues defined therein. Any holder of this document is advised that information contained hereon reflects the Company's findings at the time of its intervention only and within the limits of Client's instructions, if any. The Company's sole responsibility is to its Client and this document does not exonerate parties to a transaction from exercising all their rights and obligations under the transaction documents. This document cannot be reproduced except in full, without prior written approval of the Company. Any unauthorized alteration, forgery or falsification of the content or appearance of this document is unlawful and offenders may be prosecuted to the fullest extent of the law. Unless otherwise stated the results shown in this test report refer only to the sample(s) tested and such sample(s) are retained for 30 days only.
Attention: To check the authenticity of testing /inspection report & certificate, please contact us at telephone: (86-755) 8307 1443, or email: CN.Doccheck@sgs.com

SGS-CSTC Standards Technical Services Co., Ltd. Shenzhen Branch
No.1 Workshop, M-10, Middle Section, Science & Technology Park, Shenzhen, China 518057 t (86-755) 26012053 f (86-755) 26710594 www.sgsgroup.com.cn
中国·深圳·科技园中区M-10栋一号厂房 邮编: 518057 t (86-755) 26012053 f (86-755) 26710594 sgs.china@sgs.com

Member of the SGS Group (SGS SA)

8.3.11SAR Result of LTE Band 17

LTE Band 17 SAR Test Record											
Ant1 Test Record											
Test position	BW.	Test mode	Test Ch./Freq.	Duty Cycle	SAR (W/kg) 1-g	Power Drift (dB)	Conducted Power (dBm)	Tune up Limit (dBm)	Scaled factor	Scaled SAR (W/kg)	Liquid Temp
Head Test data(1RB)											
Left cheek	10	QPSK 1RB_49	23800/711	1:1	0.049	0.08	24.22	25.00	1.197	**0.058**	22.1
Left tilted	10	QPSK 1RB_49	23800/711	1:1	0.002	-0.06	24.22	25.00	1.197	0.002	22.1
Right cheek	10	QPSK 1RB_49	23800/711	1:1	0.013	-0.16	24.22	25.00	1.197	0.016	22.1
Right tilted	10	QPSK 1RB_49	23800/711	1:1	0.001	0.12	24.22	25.00	1.197	0.001	22.1
Head Test data(50%RB)											
Left cheek	10	QPSK 25RB_0	23800/711	1:1	0.015	0.14	23.18	24.00	1.208	0.018	22.1
Left tilted	10	QPSK 25RB_0	23800/711	1:1	0.001	0.05	23.18	24.00	1.208	0.001	22.1
Right cheek	10	QPSK 25RB_0	23800/711	1:1	0.011	-0.18	23.18	24.00	1.208	0.013	22.1
Right tilted	10	QPSK 25RB_0	23800/711	1:1	0.001	-0.11	23.18	24.00	1.208	0.001	22.1
Body worn Test data(Separate 10mm 1RB)											
Front side	10	QPSK 1RB_49	23800/711	1:1	0.071	0.05	24.22	25.00	1.197	0.085	22.1
Back side	10	QPSK 1RB_49	23800/711	1:1	0.079	0.09	24.22	25.00	1.197	**0.095**	22.1
Body worn Test data (Separate 10mm 50%RB)											
Front side	10	QPSK 25RB_0	23800/711	1:1	0.048	-0.09	23.18	24.00	1.208	0.058	22.1
Back side	10	QPSK 25RB_0	23800/711	1:1	0.057	-0.10	23.18	24.00	1.208	0.069	22.1
Hotspot Test data(Separate 10mm 1RB)											
Front side	10	QPSK 1RB_49	23800/711	1:1	0.071	0.05	24.22	25.00	1.197	0.085	22.1
Back side	10	QPSK 1RB_49	23800/711	1:1	0.079	0.09	24.22	25.00	1.197	**0.095**	22.1
Left side	10	QPSK 1RB_49	23800/711	1:1	0.053	0.05	24.22	25.00	1.197	0.063	22.1
Right side	10	QPSK 1RB_49	23800/711	1:1	0.008	-0.15	24.22	25.00	1.197	0.010	22.1
Bottom side	10	QPSK 1RB_49	23800/711	1:1	0.005	0.06	24.22	25.00	1.197	0.006	22.1
Hotspot Test data (Separate 0mm 50%RB)											
Front side	10	QPSK 25RB_0	23800/711	1:1	0.048	-0.09	23.18	24.00	1.208	0.058	22.1
Back side	10	QPSK 25RB_0	23800/711	1:1	0.057	-0.10	23.18	24.00	1.208	0.069	22.1
Left side	10	QPSK 25RB_0	23800/711	1:1	0.046	-0.04	23.18	24.00	1.208	0.056	22.1
Right side	10	QPSK 25RB_0	23800/711	1:1	0.005	0.05	23.18	24.00	1.208	0.006	22.1
Bottom side	10	QPSK 25RB_0	23800/711	1:1	0.003	0.12	23.18	24.00	1.208	0.004	22.1
Ant4 Test Record											
Test position	BW.	Test mode	Test Ch./Freq.	Duty Cycle	SAR (W/kg) 1-g	Power Drift (dB)	Conducted Power (dBm)	Tune up Limit (dBm)	Scaled factor	Scaled SAR (W/kg)	Liquid Temp
Head Test data(1RB)											
Left cheek	10	QPSK 1RB_25	23780/709	1:1	0.383	0.04	23.75	24.50	1.189	0.455	22.1
Left tilted	10	QPSK 1RB_25	23780/709	1:1	0.440	0.07	23.75	24.50	1.189	0.523	22.1
Right cheek	10	QPSK 1RB_25	23780/709	1:1	0.600	0.01	23.75	24.50	1.189	**0.713**	22.1
Right tilted	10	QPSK 1RB_25	23780/709	1:1	0.501	-0.03	23.75	24.50	1.189	0.595	22.1
Head Test data(50%RB)											
Left cheek	10	QPSK 25RB_25	23800/711	1:1	0.355	-0.17	23.34	24.00	1.164	0.413	22.1
Left tilted	10	QPSK 25RB_25	23800/711	1:1	0.403	0.02	23.34	24.00	1.164	0.469	22.1
Right cheek	10	QPSK 25RB_25	23800/711	1:1	0.443	0.04	23.34	24.00	1.164	0.516	22.1
Right tilted	10	QPSK 25RB_25	23800/711	1:1	0.409	0.07	23.34	24.00	1.164	0.476	22.1
Body worn Test data(Separate 10mm 1RB) Sensor on											
Front side	10	QPSK 1RB_25	23780/709	1:1	0.181	0.05	23.75	24.50	1.189	0.215	22.1
Back side	10	QPSK 1RB_25	23780/709	1:1	0.293	0.01	23.75	24.50	1.189	**0.348**	22.1
Body worn Test data (Separate 10mm 50%RB) Sensor on											
Front side	10	QPSK 25RB_25	23800/711	1:1	0.135	0.03	23.34	24.00	1.164	0.157	22.1
Back side	10	QPSK 25RB_25	23800/711	1:1	0.151	-0.01	23.34	24.00	1.164	0.176	22.1
Body worn Test data(Separate 15mm 1RB) Sensor off											
Front side	10	QPSK 1RB_25	23780/709	1:1	0.154	0.12	24.33	25.00	1.167	0.180	22.1
Back side	10	QPSK 1RB_25	23780/709	1:1	0.201	-0.14	24.33	25.00	1.167	0.235	22.1
Body worn Test data (Separate 15mm 50%RB) Sensor off											
Front side	10	QPSK 25RB_0	23800/711	1:1	0.125	0.17	23.30	24.00	1.175	0.147	22.1
Back side	10	QPSK 25RB_0	23800/711	1:1	0.176	-0.06	23.30	24.00	1.175	0.207	22.1
Hotspot Test data(Separate 10mm 1RB) Sensor on											
Front side	10	QPSK 1RB_25	23780/709	1:1	0.181	0.05	23.75	24.50	1.189	0.215	22.1

Unless otherwise agreed in writing, this document is issued by the Company subject to its General Conditions of Service printed overleaf, available on request or accessible at http://www.sgs.com/en/Terms-and-Conditions.aspx and, for electronic format documents, subject to Terms and Conditions for Electronic Documents at http://www.sgs.com/en/Terms-and-Conditions/Terms-e-Document.aspx. Attention is drawn to the limitation of liability, indemnification and jurisdiction issues defined therein. Any holder of this document is advised that information contained hereon reflects the Company's findings at the time of its intervention only and within the limits of Client's instructions, if any. The Company's sole responsibility is to its Client and this document does not exonerate parties to a transaction from exercising all their rights and obligations under the transaction documents. This document cannot be reproduced except in full, without prior written approval of the Company. Any unauthorized alteration, forgery or falsification of the content or appearance of this document is unlawful and offenders may be prosecuted to the fullest extent of the law. Unless otherwise stated the results shown in this test report refer only to the sample(s) tested and such sample(s) are retained for 30 days only.
Attention: To check the authenticity of testing /inspection report & certificate, please contact us at telephone: (86-755) 8307 1443, or email: CN.Doccheck@sgs.com

Back side	10	QPSK 1RB_25	23780/709	1:1	0.293	0.01	23.75	24.50	1.189	**0.348**	22.1
Top side	10	QPSK 1RB_25	23780/709	1:1	0.129	0.02	23.75	24.50	1.189	0.153	22.1
Hotspot Test data(Separate 10mm 50%RB) Sensor on											
Front side	10	QPSK 25RB_25	23800/711	1:1	0.135	0.03	23.34	24.00	1.164	0.157	22.1
Back side	10	QPSK 25RB_25	23800/711	1:1	0.151	-0.01	23.34	24.00	1.164	0.176	22.1
Top side	10	QPSK 25RB_25	23800/711	1:1	0.109	-0.14	23.34	24.00	1.164	0.127	22.1
Hotspot Test data 1RB Sensor off											
Front side-15mm	10	QPSK 1RB_25	23780/709	1:1	0.154	0.12	24.33	25.00	1.167	0.180	22.1
Back side-15mm	10	QPSK 1RB_25	23780/709	1:1	0.201	-0.14	24.33	25.00	1.167	0.235	22.1
Left side-10mm	10	QPSK 1RB_25	23780/709	1:1	0.167	0.01	24.33	25.00	1.167	0.195	22.1
Right side-10mm	10	QPSK 1RB_25	23780/709	1:1	0.115	0.12	24.33	25.00	1.167	0.134	22.1
Top side-15mm	10	QPSK 1RB_25	23780/709	1:1	0.079	-0.01	24.33	25.00	1.167	0.092	22.1
Hotspot Test data 50%RB Sensor off											
Front side-15mm	10	QPSK 25RB_0	23800/711	1:1	0.125	0.17	23.30	24.00	1.175	0.147	22.1
Back side-15mm	10	QPSK 25RB_0	23800/711	1:1	0.176	-0.06	23.30	24.00	1.175	0.207	22.1
Left side-10mm	10	QPSK 25RB_0	23800/711	1:1	0.145	-0.11	23.30	24.00	1.175	0.170	22.1
Right side-10mm	10	QPSK 25RB_0	23800/711	1:1	0.100	-0.10	23.30	24.00	1.175	0.117	22.1
Top side-15mm	10	QPSK 25RB_0	23800/711	1:1	0.075	0.09	23.30	24.00	1.175	0.088	22.1
Ant1 Test Record											
Head Test data at the worst case with Battery2#											
Left cheek	10	QPSK 1RB_49	23800/711	1:1	0.047	-0.09	24.22	25.00	1.197	0.056	22.1
Body worn Test data at the worst case with Battery2#											
Back side	10	QPSK 1RB_49	23800/711	1:1	0.074	-0.08	24.22	25.00	1.197	0.089	22.1
Hotspot Test data at the worst case with Battery2#											
Back side	10	QPSK 1RB_49	23800/711	1:1	0.074	-0.08	24.22	25.00	1.197	0.089	22.1
Ant4 Test Record											
Head Test data at the worst case with Battery2#											
Right cheek	10	QPSK 1RB_25	23780/709	1:1	0.590	0.06	23.75	24.50	1.189	0.701	22.1
Body worn Test data at the worst case with Battery2#											
Back side	10	QPSK 1RB_25	23780/709	1:1	0.281	-0.11	23.75	24.50	1.189	0.334	22.1
Hotspot Test data at the worst case with Battery2#											
Back side	10	QPSK 1RB_25	23780/709	1:1	0.281	-0.11	23.75	24.50	1.189	0.334	22.1

Table 21：SAR of LTE Band 17 for Head and Body (Original report: AR/2021/1000808).

Unless otherwise agreed in writing, this document is issued by the Company subject to its General Conditions of Service printed overleaf, available on request or accessible at http://www.sgs.com/en/Terms-and-Conditions.aspx and, for electronic format documents, subject to Terms and Conditions for Electronic Documents at http://www.sgs.com/en/Terms-and-Conditions/Terms-e-Document.aspx. Attention is drawn to the limitation of liability, indemnification and jurisdiction issues defined therein. Any holder of this document is advised that information contained hereon reflects the Company's findings at the time of its intervention only and within the limits of Client's instructions, if any. The Company's sole responsibility is to its Client and this document does not exonerate parties to a transaction from exercising all their rights and obligations under the transaction documents. This document cannot be reproduced except in full, without prior written approval of the Company. Any unauthorized alteration, forgery or falsification of the content or appearance of this document is unlawful and offenders may be prosecuted to the fullest extent of the law. Unless otherwise stated the results shown in this test report refer only to the sample(s) tested and such sample(s) are retained for 30 days only.
Attention: To check the authenticity of testing /inspection report & certificate, please contact us at telephone: (86-755) 8307 1443, or email: CN.Doccheck@sgs.com
SGS-CSTC Standards Technical Services Co., Ltd. Shenzhen Branch
No.1 Workshop, M-10, Middle Section, Science & Technology Park, Shenzhen, China 518057 t (86-755) 26012053 f (86-755) 26710594 www.sgsgroup.com.cn
中国·深圳·科技园中区M-10栋一号厂房 邮编: 518057 t (86-755) 26012053 f (86-755) 26710594 sgs.china@sgs.com
Member of the SGS Group (SGS SA)

8.3.12 SAR Result of LTE Band 38

LTE Band 38 SAR Test Record											
Ant1 Test Record											
Test position	BW.	Test mode	Test Ch./Freq.	Duty Cycle	SAR (W/kg) 1-g	Power Drift (dB)	Conducted Power (dBm)	Tune up Limit (dBm)	Scaled factor	Scaled SAR (W/kg)	Liquid Temp
Head Test data(1RB)											
Left cheek	20	QPSK 1RB_0	38150/2610	1:1.58	0.175	0.02	24.25	25.00	1.189	0.208	22.1
Left tilted	20	QPSK 1RB_0	38150/2610	1:1.58	0.169	0.14	24.25	25.00	1.189	0.201	22.1
Right cheek	20	QPSK 1RB_0	38150/2610	1:1.58	0.186	-0.03	24.25	25.00	1.189	**0.221**	22.1
Right tilted	20	QPSK 1RB_0	38150/2610	1:1.58	0.127	0.13	24.25	25.00	1.189	0.151	22.1
Head Test data(50%RB)											
Left cheek	20	QPSK 50RB_25	37850/2580	1:1.58	0.141	0.05	23.17	24.00	1.211	0.171	22.1
Left tilted	20	QPSK 50RB_25	37850/2580	1:1.58	0.142	-0.15	23.17	24.00	1.211	0.172	22.1
Right cheek	20	QPSK 50RB_25	37850/2580	1:1.58	0.172	-0.10	23.17	24.00	1.211	0.208	22.1
Right tilted	20	QPSK 50RB_25	37850/2580	1:1.58	0.101	-0.11	23.17	24.00	1.211	0.122	22.1
Body worn Test data(Separate 10mm 1RB) Sensor on											
Front side	20	QPSK 1RB_0	38150/2610	1:1.58	0.217	0.07	22.13	23.00	1.222	0.265	22.3
Back side	20	QPSK 1RB_0	38150/2610	1:1.58	0.295	0.04	22.13	23.00	1.222	0.360	22.3
Body worn Test data (Separate 10mm 50%RB) Sensor on											
Front side	20	QPSK 50RB_25	37850/2580	1:1.58	0.221	0.14	22.04	23.00	1.247	0.276	22.3
Back side	20	QPSK 50RB_25	37850/2580	1:1.58	0.297	-0.04	22.04	23.00	1.247	0.370	22.3
Body worn Test data(Separate 15mm 1RB) Sensor off											
Front side	20	QPSK 1RB_0	38150/2610	1:1.58	0.225	-0.07	24.25	25.00	1.189	0.267	22.3
Back side	20	QPSK 1RB_0	38150/2610	1:1.58	0.498	0.080	24.25	25.00	1.189	**0.592**	22.3
Body worn Test data (Separate 15mm 50%RB) Sensor off											
Front side	20	QPSK 50RB_25	37850/2580	1:1.58	0.191	-0.10	23.17	24.00	1.211	0.231	22.3
Back side	20	QPSK 50RB_25	37850/2580	1:1.58	0.383	0.03	23.17	24.00	1.211	0.464	22.3
Hotspot Test data(Separate 10mm 1RB) Sensor on											
Front side	20	QPSK 1RB_0	38150/2610	1:1.58	0.217	0.07	22.13	23.00	1.222	0.265	22.3
Back side	20	QPSK 1RB_0	38150/2610	1:1.58	0.295	0.04	22.13	23.00	1.222	0.360	22.3
Bottom side	20	QPSK 1RB_0	38150/2610	1:1.58	0.278	-0.18	22.13	23.00	1.222	0.340	22.3
Hotspot Test data(Separate 10mm 50%RB) Sensor on											
Front side	20	QPSK 50RB_25	37850/2580	1:1.58	0.221	0.14	22.04	23.00	1.247	0.276	22.3
Back side	20	QPSK 50RB_25	37850/2580	1:1.58	0.297	-0.04	22.04	23.00	1.247	0.370	22.3
Bottom side	20	QPSK 50RB_25	37850/2580	1:1.58	0.283	0.07	22.04	23.00	1.247	0.353	22.3
Hotspot Test data 1RB Sensor off											
Front side-15mm	20	QPSK 1RB_0	38150/2610	1:1.58	0.225	-0.07	24.25	25.00	1.189	0.267	22.3
Back side-15mm	20	QPSK 1RB_0	38150/2610	1:1.58	0.498	0.080	24.25	25.00	1.189	**0.592**	22.3
Left side-10mm	20	QPSK 1RB_0	38150/2610	1:1.58	0.106	0.15	24.25	25.00	1.189	0.126	22.3
Right side-10mm	20	QPSK 1RB_0	38150/2610	1:1.58	0.182	-0.19	24.25	25.00	1.189	0.216	22.3
Bottom side - 15mm	20	QPSK 1RB_0	38150/2610	1:1.58	0.235	0.03	24.25	25.00	1.189	0.279	22.3
Hotspot Test data 50%RB Sensor off											
Front side-15mm	20	QPSK 50RB_25	37850/2580	1:1.58	0.191	-0.10	23.17	24.00	1.211	0.231	22.3
Back side-15mm	20	QPSK 50RB_25	37850/2580	1:1.58	0.383	0.03	23.17	24.00	1.211	0.464	22.3
Left side-10mm	20	QPSK 50RB_25	37850/2580	1:1.58	0.084	0.18	23.17	24.00	1.211	0.102	22.3
Right side-10mm	20	QPSK 50RB_25	37850/2580	1:1.58	0.150	0.07	23.17	24.00	1.211	0.182	22.3
Bottom side - 15mm	20	QPSK 50RB_25	37850/2580	1:1.58	0.189	0.03	23.17	24.00	1.211	0.229	22.3
Ant4 Test Record											
Test position	BW.	Test mode	Test Ch./Freq.	Duty Cycle	SAR (W/kg) 1-g	Power Drift (dB)	Conducted Power (dBm)	Tune up Limit (dBm)	Scaled factor	Scaled SAR (W/kg)	Liquid Temp
Head Test data(1RB)											
Left cheek	20	QPSK 1RB_50	37850/2580	1:1.58	0.160	-0.13	23.51	24.00	1.119	0.179	22.1
Left tilted	20	QPSK 1RB_50	37850/2580	1:1.58	0.196	-0.06	23.51	24.00	1.119	0.219	22.1
Right cheek	20	QPSK 1RB_50	37850/2580	1:1.58	0.392	0.13	23.51	24.00	1.119	0.439	22.1
Right tilted	20	QPSK 1RB_50	37850/2580	1:1.58	0.573	0.18	23.51	24.00	1.119	**0.641**	22.1
Head Test data(50%RB)											
Left cheek	20	QPSK 50RB_25	38150/2610	1:1.58	0.128	-0.08	23.48	24.00	1.127	0.144	22.1
Left tilted	20	QPSK 50RB_25	38150/2610	1:1.58	0.188	-0.16	23.48	24.00	1.127	0.212	22.1
Right cheek	20	QPSK 50RB_25	38150/2610	1:1.58	0.388	-0.03	23.48	24.00	1.127	0.437	22.1

Unless otherwise agreed in writing, this document is issued by the Company subject to its General Conditions of Service printed overleaf, available on request or accessible at http://www.sgs.com/en/Terms-and-Conditions.aspx and, for electronic format documents, subject to Terms and Conditions for Electronic Documents at http://www.sgs.com/en/Terms-and-Conditions/Terms-e-Document.aspx. Attention is drawn to the limitation of liability, indemnification and jurisdiction issues defined therein. Any holder of this document is advised that information contained hereon reflects the Company's findings at the time of its intervention only and within the limits of Client's instructions, if any. The Company's sole responsibility is to its Client and this document does not exonerate parties to a transaction from exercising all their rights and obligations under the transaction documents. This document cannot be reproduced except in full, without prior written approval of the Company. Any unauthorized alteration, forgery or falsification of the content or appearance of this document is unlawful and offenders may be prosecuted to the fullest extent of the law. Unless otherwise stated the results shown in this test report refer only to the sample(s) tested and such sample(s) are retained for 30 days only.
Attention: To check the authenticity of testing /inspection report & certificate, please contact us at telephone: (86-755) 8307 1443, or email: CN.Doccheck@sgs.com

SGS-CSTC Standards Technical Services Co., Ltd. Shenzhen Branch
No.1 Workshop, M-10, Middle Section, Science & Technology Park, Shenzhen, China 518057 t (86-755) 26012053 f (86-755) 26710594 www.sgsgroup.com.cn
中国·深圳·科技园中区M-10栋一号厂房 邮编: 518057 t (86-755) 26012053 f (86-755) 26710594 sgs.china@sgs.com

Right tilted	20	QPSK 50RB_25	38150/2610	1:1.58	0.452	-0.16	23.48	24.00	1.127	0.509	22.1
Body worn Test data(Separate 10mm 1RB)											
Front side	20	QPSK 1RB_50	37850/2580	1:1.58	0.052	-0.02	23.51	24.00	1.119	0.058	22.3
Back side	20	QPSK 1RB_50	37850/2580	1:1.58	0.286	0.08	23.51	24.00	1.119	**0.320**	22.3
Body worn Test data (Separate 10mm 50%RB)											
Front side	20	QPSK 50RB_25	38150/2610	1:1.58	0.052	0.00	23.48	24.00	1.127	0.059	22.3
Back side	20	QPSK 50RB_25	38150/2610	1:1.58	0.160	0.13	23.48	24.00	1.127	0.180	22.3
Hotspot Test data(Separate 10mm 1RB)											
Front side	20	QPSK 1RB_50	37850/2580	1:1.58	0.052	-0.02	23.51	24.00	1.119	0.058	22.3
Back side	20	QPSK 1RB_50	37850/2580	1:1.58	0.286	0.08	23.51	24.00	1.119	**0.320**	22.3
Left side	20	QPSK 1RB_50	37850/2580	1:1.58	0.046	0.03	23.51	24.00	1.119	0.051	22.3
Right side	20	QPSK 1RB_50	37850/2580	1:1.58	0.005	0.07	23.51	24.00	1.119	0.006	22.3
Top side	20	QPSK 1RB_50	37850/2580	1:1.58	0.073	0.00	23.51	24.00	1.119	0.082	22.3
Hotspot Test data(Separate 10mm 50%RB)											
Front side	20	QPSK 50RB_25	38150/2610	1:1.58	0.052	0.00	23.48	24.00	1.127	0.059	22.3
Back side	20	QPSK 50RB_25	38150/2610	1:1.58	0.160	0.13	23.48	24.00	1.127	0.180	22.3
Left side	20	QPSK 50RB_25	38150/2610	1:1.58	0.043	0.03	23.48	24.00	1.127	0.048	22.3
Right side	20	QPSK 50RB_25	38150/2610	1:1.58	0.004	0.16	23.48	24.00	1.127	0.005	22.3
Top side	20	QPSK 50RB_25	38150/2610	1:1.58	0.075	-0.19	23.48	24.00	1.127	0.085	22.3
Ant1 Test Record											
Head Test data at the worst case with Battery2#											
Right cheek	20	QPSK 1RB_0	38150/2610	1:1.58	0.180	0.06	24.25	25.00	1.189	0.214	22.1
Right cheek	20	PCC QPSK 1_0	37850/2580	1:1.58	0.168	0.01	24.13	25.00	1.222	0.205	22.1
		SCC QPSK 1_0	38048/2599.8								
Body worn Test data at the worst case with Battery2#											
Back side	20	QPSK 1RB_0	38150/2610	1:1.58	0.487	-0.05	24.25	25.00	1.189	0.579	22.3
Back side	20	PCC QPSK 1_0	37850/2580	1:1.58	0.433	0.01	24.13	25.00	1.222	0.529	22.3
		SCC QPSK 1_0	38048/2599.8								
Hotspot Test data at the worst case with Battery2#											
Back side-15mm	20	QPSK 1RB_0	38150/2610	1:1.58	0.487	-0.05	24.25	25.00	1.189	0.579	22.3
Back side	20	PCC QPSK 1_0	37850/2580	1:1.58	0.433	0.01	24.13	25.00	1.222	0.529	22.3
		SCC QPSK 1_0	38048/2599.8								
Ant4 Test Record											
Head Test data at the worst case with Battery2#											
Right tilted	20	QPSK 1RB_50	37850/2580	1:1.58	0.566	-0.08	23.51	24.00	1.119	0.634	22.1
Right tilted	20	PCC QPSK 1_50	37850/2580	1:1.58	0.519	0.01	23.43	24.00	1.140	0.592	22.1
		SCC QPSK 1_0	38048/2599.8								
Body worn Test data at the worst case with Battery2#											
Back side	20	QPSK 1RB_50	37850/2580	1:1.58	0.275	0.03	23.51	24.00	1.119	0.308	22.3
Back side	20	PCC QPSK 1_50	37850/2580	1:1.58	0.255	0.05	23.43	24.00	1.140	0.291	22.3
		SCC QPSK 1_0	38048/2599.8								
Hotspot Test data at the worst case with Battery2#											
Back side	20	QPSK 1RB_50	37850/2580	1:1.58	0.275	0.03	23.51	24.00	1.119	0.308	22.3
Back side	20	PCC QPSK 1_50	37850/2580	1:1.58	0.255	0.05	23.43	24.00	1.140	0.291	22.3
		SCC QPSK 1_0	38048/2599.8								

Table 22：SAR of LTE Band 38 for Head and Body (Original report: AR/2021/1000808).

Unless otherwise agreed in writing, this document is issued by the Company subject to its General Conditions of Service printed overleaf, available on request or accessible at http://www.sgs.com/en/Terms-and-Conditions.aspx and, for electronic format documents, subject to Terms and Conditions for Electronic Documents at http://www.sgs.com/en/Terms-and-Conditions/Terms-e-Document.aspx. Attention is drawn to the limitation of liability, indemnification and jurisdiction issues defined therein. Any holder of this document is advised that information contained hereon reflects the Company's findings at the time of its intervention only and within the limits of Client's instructions, if any. The Company's sole responsibility is to its Client and this document does not exonerate parties to a transaction from exercising all their rights and obligations under the transaction documents. This document cannot be reproduced except in full, without prior written approval of the Company. Any unauthorized alteration, forgery or falsification of the content or appearance of this document is unlawful and offenders may be prosecuted to the fullest extent of the law. Unless otherwise stated the results shown in this test report refer only to the sample(s) tested and such sample(s) are retained for 30 days only.
Attention: To check the authenticity of testing /inspection report & certificate, please contact us at telephone: (86-755) 8307 1443, or email: CN.Doccheck@sgs.com
No.1 Workshop, M-10, Middle Section, Science & Technology Park, Shenzhen, China 518057 t (86-755) 26012053 f (86-755) 26710594 www.sgsgroup.com.cn
中国·深圳·科技园中区M-10栋一号厂房 邮编: 518057 t (86-755) 26012053 f (86-755) 26710594 sgs.china@sgs.com
Member of the SGS Group (SGS SA)

8.3.13 SAR Result of LTE Band 41

LTE Band 41 SAR Test Record											
Ant1 Test Record											
Test position	BW.	Test mode	Test Ch./Freq.	Duty Cycle	SAR (W/kg) 1-g	Power Drift (dB)	Conducted Power (dBm)	Tune up Limit (dBm)	Scaled factor	Scaled SAR (W/kg)	Liquid Temp
Head Test data(1RB)											
Left cheek	20	QPSK 1RB_99	40620/2593	1:1.58	0.063	-0.09	24.38	25.00	1.153	0.073	22.1
Left tilted	20	QPSK 1RB_99	40620/2593	1:1.58	0.059	-0.12	24.38	25.00	1.153	0.068	22.1
Right cheek	20	QPSK 1RB_99	40620/2593	1:1.58	0.109	0.05	24.38	25.00	1.153	**0.126**	22.1
Right tilted	20	QPSK 1RB_99	40620/2593	1:1.58	0.046	0.17	24.38	25.00	1.153	0.053	22.1
Head Test data(50%RB)											
Left cheek	20	QPSK 50RB_25	39750/2506	1:1.58	0.049	-0.07	23.41	24.00	1.146	0.056	22.1
Left tilted	20	QPSK 50RB_25	39750/2506	1:1.58	0.047	0.18	23.41	24.00	1.146	0.053	22.1
Right cheek	20	QPSK 50RB_25	39750/2506	1:1.58	0.084	0.10	23.41	24.00	1.146	0.096	22.1
Right tilted	20	QPSK 50RB_25	39750/2506	1:1.58	0.038	0.18	23.41	24.00	1.146	0.044	22.1
Body worn Test data(Separate 10mm 1RB) Sensor on											
Front side	20	QPSK 1RB_99	40620/2593	1:1	0.194	-0.09	21.29	22.50	1.321	0.256	22.3
Back side	20	QPSK 1RB_99	40620/2593	1:1	0.250	-0.19	21.29	22.50	1.321	0.330	22.3
Body worn Test data (Separate 10mm 50%RB) Sensor on											
Front side	20	QPSK 50RB_50	39750/2506	1:1	0.278	0.17	21.28	22.50	1.324	0.368	22.3
Back side	20	QPSK 50RB_50	39750/2506	1:1	0.369	0.03	21.28	22.50	1.324	0.489	22.3
Body worn Test data(Separate 15mm 1RB) Sensor off											
Front side	20	QPSK 1RB_99	40620/2593	1:1	0.233	0.05	24.38	25.00	1.153	0.269	22.3
Back side	20	QPSK 1RB_99	40620/2593	1:1	0.498	0.07	24.38	25.00	1.153	**0.574**	22.3
Body worn Test data (Separate 15mm 50%RB) Sensor off											
Front side	20	QPSK 50RB_25	39750/2506	1:1	0.198	0.19	23.41	24.00	1.146	0.227	22.3
Back side	20	QPSK 50RB_25	39750/2506	1:1	0.401	0.07	23.41	24.00	1.146	0.459	22.3
Hotspot Test data(Separate 10mm 1RB) Sensor on											
Front side	20	QPSK 1RB_99	40620/2593	1:1	0.194	-0.09	21.29	22.50	1.321	0.256	22.3
Back side	20	QPSK 1RB_99	40620/2593	1:1	0.250	-0.19	21.29	22.50	1.321	0.330	22.3
Bottom side	20	QPSK 1RB_99	40620/2593	1:1	0.244	0.15	21.29	22.50	1.321	0.322	22.3
Hotspot Test data(Separate 10mm 50%RB) Sensor on											
Front side	20	QPSK 50RB_50	39750/2506	1:1	0.278	0.17	21.28	22.50	1.324	0.368	22.3
Back side	20	QPSK 50RB_50	39750/2506	1:1	0.369	0.03	21.28	22.50	1.324	0.489	22.3
Bottom side	20	QPSK 50RB_50	39750/2506	1:1	0.247	-0.17	21.28	22.50	1.324	0.327	22.3
Hotspot Test data 1RB Sensor off											
Front side-15mm	20	QPSK 1RB_99	40620/2593	1:1	0.233	0.05	24.38	25.00	1.153	0.269	22.3
Back side-15mm	20	QPSK 1RB_99	40620/2593	1:1	0.498	0.07	24.38	25.00	1.153	**0.574**	22.3
Left side-10mm	20	QPSK 1RB_99	40620/2593	1:1	0.103	-0.19	24.38	25.00	1.153	0.119	22.3
Right side-10mm	20	QPSK 1RB_99	40620/2593	1:1	0.183	0.19	24.38	25.00	1.153	0.211	22.3
Bottom side - 15mm	20	QPSK 1RB_99	40620/2593	1:1	0.230	-0.10	24.38	25.00	1.153	0.265	22.3
Hotspot Test data 50%RB Sensor off											
Front side-15mm	20	QPSK 50RB_25	39750/2506	1:1	0.198	0.19	23.41	24.00	1.146	0.227	22.3
Back side-15mm	20	QPSK 50RB_25	39750/2506	1:1	0.401	0.07	23.41	24.00	1.146	0.459	22.3
Left side-10mm	20	QPSK 50RB_25	39750/2506	1:1	0.080	0.13	23.41	24.00	1.146	0.092	22.3
Right side-10mm	20	QPSK 50RB_25	39750/2506	1:1	0.144	0.03	23.41	24.00	1.146	0.165	22.3
Bottom side - 15mm	20	QPSK 50RB_25	39750/2506	1:1	0.187	0.17	23.41	24.00	1.146	0.214	22.3
Ant4 Test Record											
Test position	BW.	Test mode	Test Ch./Freq.	Duty Cycle	SAR (W/kg) 1-g	Power Drift (dB)	Conducted Power (dBm)	Tune up Limit (dBm)	Scaled factor	Scaled SAR (W/kg)	Liquid Temp
Head Test data(1RB)											
Left cheek	20	QPSK 1RB_50	39750/2506	1:1.58	0.121	-0.02	23.63	24.00	1.089	0.132	22.1
Left tilted	20	QPSK 1RB_50	39750/2506	1:1.58	0.180	0.04	23.63	24.00	1.089	0.196	22.1
Right cheek	20	QPSK 1RB_50	39750/2506	1:1.58	0.281	0.12	23.63	24.00	1.089	0.306	22.1
Right tilted	20	QPSK 1RB_50	39750/2506	1:1.58	0.366	-0.07	23.63	24.00	1.089	0.399	22.1
Head Test data(50%RB)											
Left cheek	20	QPSK 50RB_50	41490/2680	1:1.58	0.120	0.00	23.61	24.00	1.094	0.131	22.1
Left tilted	20	QPSK 50RB_50	41490/2680	1:1.58	0.179	0.13	23.61	24.00	1.094	0.196	22.1
Right cheek	20	QPSK 50RB_50	41490/2680	1:1.58	0.276	-0.10	23.61	24.00	1.094	0.302	22.1

Unless otherwise agreed in writing, this document is issued by the Company subject to its General Conditions of Service printed overleaf, available on request or accessible at http://www.sgs.com/en/Terms-and-Conditions.aspx and, for electronic format documents, subject to Terms and Conditions for Electronic Documents at http://www.sgs.com/en/Terms-and-Conditions/Terms-e-Document.aspx. Attention is drawn to the limitation of liability, indemnification and jurisdiction issues defined therein. Any holder of this document is advised that information contained hereon reflects the Company's findings at the time of its intervention only and within the limits of Client's instructions, if any. The Company's sole responsibility is to its Client and this document does not exonerate parties to a transaction from exercising all their rights and obligations under the transaction documents. This document cannot be reproduced except in full, without prior written approval of the Company. Any unauthorized alteration, forgery or falsification of the content or appearance of this document is unlawful and offenders may be prosecuted to the fullest extent of the law. Unless otherwise stated the results shown in this test report refer only to the sample(s) tested and such sample(s) are retained for 30 days only.
Attention: To check the authenticity of testing /inspection report & certificate, please contact us at telephone: (86-755) 8307 1443, or email: CN.Doccheck@sgs.com

SGS-CSTC Standards Technical Services Co., Ltd. Shenzhen Branch
No.1 Workshop, M-10, Middle Section, Science & Technology Park, Shenzhen, China 518057 t (86-755) 26012053 f (86-755) 26710594 www.sgsgroup.com.cn
中国·深圳·科技园中区M-10栋一号厂房 邮编: 518057 t (86-755) 26012053 f (86-755) 26710594 sgs.china@sgs.com

Right tilted	20	QPSK 50RB_50	41490/2680	1:1.58	0.451	0.05	23.61	24.00	1.094	**0.493**	22.1
Body worn Test data (Separate 10mm 1RB) Sensor on											
Front side	20	QPSK 1RB_50	39750/2506	1:1	0.053	0.07	23.63	24.00	1.089	0.058	22.3
Back side	20	QPSK 1RB_50	39750/2506	1:1	0.157	-0.04	23.63	24.00	1.089	0.171	22.3
Body worn Test data (Separate 10mm 50%RB) Sensor on											
Front side	20	QPSK 50RB_50	41490/2680	1:1	0.055	0.12	23.61	24.00	1.094	0.060	22.3
Back side	20	QPSK 50RB_50	41490/2680	1:1	0.229	0.04	23.61	24.00	1.094	**0.251**	22.3
Hotspot Test data(Separate 10mm 1RB) Sensor on											
Front side	20	QPSK 1RB_50	39750/2506	1:1	0.053	0.07	23.63	24.00	1.089	0.058	22.3
Back side	20	QPSK 1RB_50	39750/2506	1:1	0.157	-0.04	23.63	24.00	1.089	0.171	22.3
Left side	20	QPSK 1RB_50	39750/2506	1:1	0.057	0.08	23.63	24.00	1.089	0.062	22.3
Right side	20	QPSK 1RB_50	39750/2506	1:1	0.010	0.18	23.63	24.00	1.089	0.011	22.3
Top side	20	QPSK 1RB_50	39750/2506	1:1	0.126	0.08	23.63	24.00	1.089	0.137	22.3
Hotspot Test data(Separate 10mm 50%RB) Sensor on											
Front side	20	QPSK 50RB_50	41490/2680	1:1	0.055	0.12	23.61	24.00	1.094	0.060	22.3
Back side	20	QPSK 50RB_50	41490/2680	1:1	0.229	0.04	23.61	24.00	1.094	**0.251**	22.3
Left side	20	QPSK 50RB_50	41490/2680	1:1	0.043	0.16	23.61	24.00	1.094	0.047	22.3
Right side	20	QPSK 50RB_50	41490/2680	1:1	0.008	-0.17	23.61	24.00	1.094	0.009	22.3
Top side	20	QPSK 50RB_50	41490/2680	1:1	0.128	0.12	23.61	24.00	1.094	0.140	22.3
Ant1 Test Record											
Head Test data at the worst case with Battery2#											
Right cheek	20	QPSK 1RB_99	40620/2593	1:1.58	0.102	0.08	24.38	25.00	1.153	0.118	22.1
Body worn Test data at the worst case with Battery2#											
Back side	20	QPSK 1RB_99	40620/2593	1:1	0.487	-0.10	24.38	25.00	1.153	0.562	22.3
Hotspot Test data at the worst case with Battery2#											
Back side-15mm	20	QPSK 1RB_99	40620/2593	1:1	0.487	-0.10	24.38	25.00	1.153	0.562	22.3
Ant4 Test Record											
Head Test data at the worst case with Battery2#											
Right tilted	20	QPSK 50RB_50	41490/2680	1:1.58	0.446	0.08	23.61	24.00	1.094	0.488	22.1
Body worn Test data at the worst case with Battery2#											
Back side	20	QPSK 50RB_50	41490/2680	1:1	0.220	-0.16	23.61	24.00	1.094	0.241	22.3
Hotspot Test data at the worst case with Battery2#											
Back side	20	QPSK 50RB_50	41490/2680	1:1	0.220	-0.16	23.61	24.00	1.094	0.241	22.3

Table 23：SAR of LTE Band 41 for Head and Body (Original report: AR/2021/1000808).

Unless otherwise agreed in writing, this document is issued by the Company subject to its General Conditions of Service printed overleaf, available on request or accessible at http://www.sgs.com/en/Terms-and-Conditions.aspx and, for electronic format documents, subject to Terms and Conditions for Electronic Documents at http://www.sgs.com/en/Terms-and-Conditions/Terms-e-Document.aspx. Attention is drawn to the limitation of liability, indemnification and jurisdiction issues defined therein. Any holder of this document is advised that information contained hereon reflects the Company's findings at the time of its intervention only and within the limits of Client's instructions, if any. The Company's sole responsibility is to its Client and this document does not exonerate parties to a transaction from exercising all their rights and obligations under the transaction documents. This document cannot be reproduced except in full, without prior written approval of the Company. Any unauthorized alteration, forgery or falsification of the content or appearance of this document is unlawful and offenders may be prosecuted to the fullest extent of the law. Unless otherwise stated the results shown in this test report refer only to the sample(s) tested and such sample(s) are retained for 30 days only.
Attention: To check the authenticity of testing /inspection report & certificate, please contact us at telephone: (86-755) 8307 1443, or email: CN.Doccheck@sgs.com

SGS-CSTC Standards Technical Services Co., Ltd. Shenzhen Branch
No.1 Workshop, M-10, Middle Section, Science & Technology Park, Shenzhen, China 518057 t (86-755) 26012053 f (86-755) 26710594 www.sgsgroup.com.cn
中国·深圳·科技园中区M-10栋一号厂房 邮编: 518057 t (86-755) 26012053 f (86-755) 26710594 sgs.china@sgs.com

Member of the SGS Group (SGS SA)

8.3.14 SAR Result of LTE Band 66

LTE Band 66 SAR Test Record											
Ant1 Test Record											
Test position	BW.	Test mode	Test Ch./Freq.	Duty Cycle	SAR (W/kg) 1-g	Power Drift (dB)	Conducted Power (dBm)	Tune up Limit (dBm)	Scaled factor	Scaled SAR (W/kg)	Liquid Temp
Head Test data(1RB)											
Left cheek	20	QPSK 1RB_0	132322/1745	1:1	0.082	0.04	24.36	25.00	1.159	0.095	22.2
Left tilted	20	QPSK 1RB_0	132322/1745	1:1	0.062	-0.01	24.36	25.00	1.159	0.072	22.2
Right cheek	20	QPSK 1RB_0	132322/1745	1:1	0.128	0.01	24.36	25.00	1.159	**0.148**	22.2
Right tilted	20	QPSK 1RB_0	132322/1745	1:1	0.069	0.16	24.36	25.00	1.159	0.080	22.2
Head Test data(50%RB)											
Left cheek	20	QPSK 50RB_25	132072/1720	1:1	0.069	0.06	23.46	24.00	1.132	0.078	22.2
Left tilted	20	QPSK 50RB_25	132072/1720	1:1	0.049	-0.13	23.46	24.00	1.132	0.055	22.2
Right cheek	20	QPSK 50RB_25	132072/1720	1:1	0.076	0.12	23.46	24.00	1.132	0.086	22.2
Right tilted	20	QPSK 50RB_25	132072/1720	1:1	0.056	0.00	23.46	24.00	1.132	0.063	22.2
Body worn Test data(Separate 10mm 1RB) Sensor on											
Front side	20	QPSK 1RB_0	132322/1745	1:1	0.257	-0.06	20.61	21.00	1.094	0.281	22.3
Back side	20	QPSK 1RB_0	132322/1745	1:1	0.414	0.15	20.61	21.00	1.094	0.453	22.3
Body worn Test data (Separate 10mm 50%RB) Sensor on											
Front side	20	QPSK 50RB_25	132322/1745	1:1	0.269	-0.13	20.63	21.00	1.089	0.293	22.3
Back side	20	QPSK 50RB_25	132322/1745	1:1	0.430	-0.07	20.63	21.00	1.089	0.468	22.3
Body worn Test data(Separate 15mm 1RB) Sensor off											
Front side	20	QPSK 1RB_0	132322/1745	1:1	0.362	0.09	24.36	25.00	1.159	0.419	22.3
Back side	20	QPSK 1RB_0	132322/1745	1:1	0.473	0.10	24.36	25.00	1.159	**0.548**	22.3
Body worn Test data (Separate 15mm 50%RB) Sensor off											
Front side	20	QPSK 50RB_25	132072/1720	1:1	0.380	-0.06	23.46	24.00	1.132	0.430	22.3
Back side	20	QPSK 50RB_25	132072/1720	1:1	0.463	0.08	23.46	24.00	1.132	0.524	22.3
Hotspot Test data(Separate 10mm 1RB) Sensor on											
Front side	20	QPSK 1RB_0	132322/1745	1:1	0.257	-0.06	20.61	21.00	1.094	0.281	22.3
Back side	20	QPSK 1RB_0	132322/1745	1:1	0.414	0.15	20.61	21.00	1.094	0.453	22.3
Bottom side	20	QPSK 1RB_0	132322/1745	1:1	0.527	-0.11	20.61	21.00	1.094	0.577	22.3
Hotspot Test data(Separate 10mm 50%RB) Sensor on											
Front side	20	QPSK 50RB_25	132322/1745	1:1	0.269	-0.13	20.63	21.00	1.089	0.293	22.3
Back side	20	QPSK 50RB_25	132322/1745	1:1	0.430	-0.07	20.63	21.00	1.089	0.468	22.3
Bottom side	20	QPSK 50RB_25	132322/1745	1:1	0.543	0.07	20.63	21.00	1.089	0.591	22.3
Hotspot Test data 1RB Sensor off											
Front side-15mm	20	QPSK 1RB_0	132322/1745	1:1	0.362	0.09	24.36	25.00	1.159	0.419	22.3
Back side-15mm	20	QPSK 1RB_0	132322/1745	1:1	0.473	0.10	24.36	25.00	1.159	0.548	22.3
Left side-10mm	20	QPSK 1RB_0	132322/1745	1:1	0.066	-0.10	24.36	25.00	1.159	0.076	22.3
Right side-10mm	20	QPSK 1RB_0	132322/1745	1:1	0.131	-0.06	24.36	25.00	1.159	0.152	22.3
Bottom side - 15mm	20	QPSK 1RB_0	132572/1770	1:1	0.550	-0.15	24.36	25.00	1.159	**0.637**	22.3
Hotspot Test data 50%RB Sensor off											
Front side-15mm	20	QPSK 50RB_25	132072/1720	1:1	0.380	-0.06	23.46	24.00	1.132	0.430	22.3
Back side-15mm	20	QPSK 50RB_25	132072/1720	1:1	0.463	0.08	23.46	24.00	1.132	0.524	22.3
Left side-10mm	20	QPSK 50RB_25	132322/1745	1:1	0.055	0.19	23.46	24.00	1.132	0.062	22.3
Right side-10mm	20	QPSK 50RB_25	132322/1745	1:1	0.109	-0.03	23.46	24.00	1.132	0.123	22.3
Bottom side - 15mm	20	QPSK 50RB_25	132322/1745	1:1	0.530	-0.18	23.46	24.00	1.132	0.600	22.3
Test position	BW.	Test mode	Test Ch./Freq.	Duty Cycle	SAR (W/kg) 10-g	Power Drift (dB)	Conducted Power (dBm)	Tune up Limit (dBm)	Scaled factor	Scaled SAR (W/kg)	Liquid Temp
Limbs Test data(Separate 0mm 1RB) Sensor on											
Bottom side	20	QPSK 1RB_0	132322/1745	1:1	1.680	-0.14	20.61	21.00	1.094	1.838	22.3
Limbs Test data(Separate 0mm 50%RB) Sensor on											
Bottom side	20	QPSK 50RB_25	132322/1745	1:1	1.850	0.19	20.63	21.00	1.089	2.015	22.3
Bottom side	20	QPSK 50RB_25	132072/1720	1:1	1.860	-0.03	20.60	21.00	1.096	**2.039**	22.3
Bottom side	20	QPSK 50RB_25	132572/1770	1:1	1.770	-0.07	20.57	21.00	1.104	1.954	22.3

Unless otherwise agreed in writing, this document is issued by the Company subject to its General Conditions of Service printed overleaf, available on request or accessible at http://www.sgs.com/en/Terms-and-Conditions.aspx and, for electronic format documents, subject to Terms and Conditions for Electronic Documents at http://www.sgs.com/en/Terms-and-Conditions/Terms-e-Document.aspx. Attention is drawn to the limitation of liability, indemnification and jurisdiction issues defined therein. Any holder of this document is advised that information contained hereon reflects the Company's findings at the time of its intervention only and within the limits of Client's instructions, if any. The Company's sole responsibility is to its Client and this document does not exonerate parties to a transaction from exercising all their rights and obligations under the transaction documents. This document cannot be reproduced except in full, without prior written approval of the Company. Any unauthorized alteration, forgery or falsification of the content or appearance of this document is unlawful and offenders may be prosecuted to the fullest extent of the law. Unless otherwise stated the results shown in this test report refer only to the sample(s) tested and such sample(s) are retained for 30 days only.
Attention: To check the authenticity of testing /inspection report & certificate, please contact us at telephone: (86-755) 8307 1443, or email: CN.Doccheck@sgs.com

Limbs Test data(Separate 0mm 100%RB) Sensor on											
Bottom side	20	QPSK 100RB_0	132572/1770	1:1	1.790	0.06	20.48	21.00	1.127	2.018	22.3
Ant4 Test Record											
Test position	**BW.**	**Test mode**	**Test Ch./Freq.**	**Duty Cycle**	**SAR (W/kg) 1-g**	**Power Drift (dB)**	**Conducted Power (dBm)**	**Tune up Limit (dBm)**	**Scaled factor**	**Scaled SAR (W/kg)**	**Liquid Temp**
Head Test data(1RB)											
Left cheek	20	QPSK 1RB_0	132322/1745	1:1	0.168	-0.17	23.87	24.50	1.156	0.194	22.2
Left tilted	20	QPSK 1RB_0	132322/1745	1:1	0.226	0.12	23.87	24.50	1.156	0.261	22.2
Right cheek	20	QPSK 1RB_0	132322/1745	1:1	0.199	-0.10	23.87	24.50	1.156	0.230	22.2
Right tilted	20	QPSK 1RB_0	132322/1745	1:1	0.275	-0.05	23.87	24.50	1.156	**0.318**	22.2
Head Test data(50%RB)											
Left cheek	20	QPSK 50RB_25	132322/1745	1:1	0.163	-0.07	23.39	24.00	1.151	0.188	22.2
Left tilted	20	QPSK 50RB_25	132322/1745	1:1	0.224	0.13	23.39	24.00	1.151	0.258	22.2
Right cheek	20	QPSK 50RB_25	132322/1745	1:1	0.196	-0.10	23.39	24.00	1.151	0.226	22.2
Right tilted	20	QPSK 50RB_25	132322/1745	1:1	0.254	0.11	23.39	24.00	1.151	0.292	22.2
Body worn Test data(Separate 10mm 1RB) Sensor on											
Front side	20	QPSK 1RB_0	132322/1745	1:1	0.055	-0.02	23.87	24.50	1.156	0.064	22.3
Back side	20	QPSK 1RB_0	132322/1745	1:1	0.110	0.05	23.87	24.50	1.156	**0.127**	22.3
Body worn Test data (Separate 10mm 50%RB) Sensor on											
Front side	20	QPSK 50RB_25	132322/1745	1:1	0.054	-0.09	23.39	24.00	1.151	0.062	22.3
Back side	20	QPSK 50RB_25	132322/1745	1:1	0.102	0.15	23.39	24.00	1.151	0.117	22.3
Hotspot Test data(Separate 10mm 1RB) Sensor on											
Front side	20	QPSK 1RB_0	132322/1745	1:1	0.055	-0.02	23.87	24.50	1.156	0.064	22.3
Back side	20	QPSK 1RB_0	132322/1745	1:1	0.110	0.05	23.87	24.50	1.156	0.127	22.3
Left side	20	QPSK 1RB_0	132322/1745	1:1	0.020	0.07	23.87	24.50	1.156	0.023	22.3
Right side	20	QPSK 1RB_0	132322/1745	1:1	0.010	0.09	23.87	24.50	1.156	0.012	22.3
Top side	20	QPSK 1RB_0	132322/1745	1:1	0.131	-0.06	23.87	24.50	1.156	**0.151**	22.3
Hotspot Test data(Separate 10mm 50%RB) Sensor on											
Front side	20	QPSK 50RB_25	132322/1745	1:1	0.054	-0.09	23.39	24.00	1.151	0.062	22.3
Back side	20	QPSK 50RB_25	132322/1745	1:1	0.102	0.15	23.39	24.00	1.151	0.117	22.3
Left side	20	QPSK 50RB_25	132322/1745	1:1	0.016	0.11	23.39	24.00	1.151	0.018	22.3
Right side	20	QPSK 50RB_25	132322/1745	1:1	0.009	-0.03	23.39	24.00	1.151	0.010	22.3
Top side	20	QPSK 50RB_25	132322/1745	1:1	0.118	0.18	23.39	24.00	1.151	0.136	22.3
Ant1 Test Record											
Head Test data at the worst case with Battery2#											
Right cheek	20	QPSK 1RB_0	132322/1745	1:1	0.122	-0.10	24.36	25.00	1.159	0.141	22.2
Body worn Test data at the worst case with Battery2#											
Back side	20	QPSK 1RB_0	132322/1745	1:1	0.465	-0.16	24.36	25.00	1.159	0.539	22.3
Hotspot Test data at the worst case with Battery2#											
Bottom side - 15mm	20	QPSK 1RB_0	132572/1770	1:1	0.547	-0.08	24.36	25.00	1.159	0.634	22.3
Ant4 Test Record											
Head Test data at the worst case with Battery2#											
Right tilted	20	QPSK 1RB_0	132322/1745	1:1	0.271	0.07	23.87	24.50	1.156	0.313	22.2
Body worn Test data at the worst case with Battery2#											
Back side	20	QPSK 1RB_0	132322/1745	1:1	0.102	0.02	23.87	24.50	1.156	0.118	22.3
Hotspot Test data at the worst case with Battery2#											
Top side	20	QPSK 1RB_0	132322/1745	1:1	0.128	0.04	23.87	24.50	1.156	0.148	22.3

Table 24：SAR of LTE Band 66 for Head and Body (Original report: AR/2021/1000808).

Unless otherwise agreed in writing, this document is issued by the Company subject to its General Conditions of Service printed overleaf, available on request or accessible at http://www.sgs.com/en/Terms-and-Conditions.aspx and, for electronic format documents, subject to Terms and Conditions for Electronic Documents at http://www.sgs.com/en/Terms-and-Conditions/Terms-e-Document.aspx. Attention is drawn to the limitation of liability, indemnification and jurisdiction issues defined therein. Any holder of this document is advised that information contained hereon reflects the Company's findings at the time of its intervention only and within the limits of Client's instructions, if any. The Company's sole responsibility is to its Client and this document does not exonerate parties to a transaction from exercising all their rights and obligations under the transaction documents. This document cannot be reproduced except in full, without prior written approval of the Company. Any unauthorized alteration, forgery or falsification of the content or appearance of this document is unlawful and offenders may be prosecuted to the fullest extent of the law. Unless otherwise stated the results shown in this test report refer only to the sample(s) tested and such sample(s) are retained for 30 days only.
Attention: To check the authenticity of testing /inspection report & certificate, please contact us at telephone: (86-755) 8307 1443, or email: CN.Doccheck@sgs.com
SGS-CSTC Standards Technical Services Co., Ltd. Shenzhen Branch
No.1 Workshop, M-10, Middle Section, Science & Technology Park, Shenzhen, China 518057 t (86-755) 26012053 f (86-755) 26710594 www.sgsgroup.com.cn
中国·深圳·科技园中区M-10栋一号厂房 邮编: 518057 t (86-755) 26012053 f (86-755) 26710594 sgs.china@sgs.com
Member of the SGS Group (SGS SA)

8.3.15 SAR Result of 5G NR n7

5G NR N7 SAR Test Record											
Ant1 Test Record											
Test position	BW.	Test mode	Test ch./Freq.	Duty Cycle	SAR (W/kg) 1-g	Power Drift (dB)	Conducted Power (dBm)	Tune up Limit (dBm)	Scaled factor	Scaled SAR (W/kg)	Liquid Temp
Head Test Data(1RB)											
Left cheek	20	QPSK 1RB_53	502000/2510	1:1	0.203	-0.12	24.42	25.00	1.143	0.232	22.1
Left tilted	20	QPSK 1RB_53	502000/2510	1:1	0.224	0.06	24.42	25.00	1.143	0.256	22.1
Right cheek	20	QPSK 1RB_53	502000/2510	1:1	0.316	0.10	24.42	25.00	1.143	0.361	22.1
Right tilted	20	QPSK 1RB_53	502000/2510	1:1	0.146	0.04	24.42	25.00	1.143	0.167	22.1
Head Test Data(50%RB)											
Left cheek	20	QPSK 50RB_28	502000/2510	1:1	0.209	-0.03	24.45	25.00	1.135	0.237	22.1
Left tilted	20	QPSK 50RB_28	502000/2510	1:1	0.231	0.08	24.45	25.00	1.135	0.262	22.1
Right cheek	20	QPSK 50RB_28	502000/2510	1:1	0.332	0.10	24.45	25.00	1.135	**0.377**	22.1
Right tilted	20	QPSK 50RB_28	502000/2510	1:1	0.149	0.08	24.45	25.00	1.135	0.169	22.1
Body worn Test data(Separate 10mm 1RB) Sensor on											
Front side	20	QPSK 1RB_53	502000/2510	1:1	0.188	-0.16	19.81	20.50	1.172	0.220	22.1
Back side	20	QPSK 1RB_53	502000/2510	1:1	0.250	0.17	19.81	20.50	1.172	0.293	22.1
Body worn Test data(Separate 10mm 50%RB) Sensor on											
Front side	20	QPSK 50RB_0	507000/2535	1:1	0.233	0.11	19.94	20.50	1.138	0.265	22.1
Back side	20	QPSK 50RB_0	507000/2535	1:1	0.333	0.16	19.94	20.50	1.138	0.379	22.1
Body worn Test data(Separate 15mm 1RB) Sensor off											
Front side	20	QPSK 1RB_53	502000/2510	1:1	0.346	-0.01	24.42	25.00	1.143	0.395	22.3
Back side	20	QPSK 1RB_53	502000/2510	1:1	0.376	-0.10	24.42	25.00	1.143	0.430	22.3
Body worn Test data (Separate 15mm 50%RB) Sensor off											
Front side	20	QPSK 50RB_28	502000/2510	1:1	0.355	-0.10	24.45	25.00	1.135	0.403	22.3
Back side	20	QPSK 50RB_28	502000/2510	1:1	0.587	0.07	24.45	25.00	1.135	**0.666**	22.3
Hotspot Test data(Separate 10mm 1RB) Sensor on											
Front side	20	QPSK 1RB_53	502000/2510	1:1	0.188	-0.16	19.81	20.50	1.172	0.220	22.3
Back side	20	QPSK 1RB_53	502000/2510	1:1	0.250	0.17	19.81	20.50	1.172	0.293	22.3
Bottom side	20	QPSK 1RB_53	502000/2510	1:1	0.175	0.14	19.81	20.50	1.172	0.205	22.3
Hotspot Test data(Separate 10mm 50%RB) Sensor on											
Front side	20	QPSK 50RB_0	507000/2535	1:1	0.233	0.11	19.94	20.50	1.138	0.265	22.3
Back side	20	QPSK 50RB_0	507000/2535	1:1	0.333	0.16	19.94	20.50	1.138	0.379	22.3
Bottom side	20	QPSK 50RB_0	507000/2535	1:1	0.230	0.06	19.94	20.50	1.138	0.262	22.3
Hotspot Test data 1RB Sensor off											
Front side-15mm	20	QPSK 1RB_53	502000/2510	1:1	0.346	-0.01	24.42	25.00	1.143	0.395	22.3
Back side-15mm	20	QPSK 1RB_53	502000/2510	1:1	0.376	-0.10	24.42	25.00	1.143	0.430	22.3
Left side-10mm	20	QPSK 1RB_53	502000/2510	1:1	0.024	0.06	24.42	25.00	1.143	0.027	22.3
Right side-10mm	20	QPSK 1RB_53	502000/2510	1:1	0.091	-0.05	24.42	25.00	1.143	0.104	22.3
Bottom side - 15mm	20	QPSK 1RB_53	502000/2510	1:1	0.258	-0.07	24.42	25.00	1.143	0.295	22.3
Hotspot Test data 50%RB Sensor off											
Front side-15mm	20	QPSK 50RB_28	502000/2510	1:1	0.355	-0.10	24.45	25.00	1.135	0.403	22.3
Back side-15mm	20	QPSK 50RB_28	502000/2510	1:1	0.587	0.07	24.45	25.00	1.135	**0.666**	22.3
Left side-10mm	20	QPSK 50RB_28	502000/2510	1:1	0.026	0.03	24.45	25.00	1.135	0.030	22.3
Right side-10mm	20	QPSK 50RB_28	502000/2510	1:1	0.103	0.18	24.45	25.00	1.135	0.117	22.3
Bottom side - 15mm	20	QPSK 50RB_28	502000/2510	1:1	0.287	0.08	24.45	25.00	1.135	0.326	22.3
Ant4 Test Record											
Test position	BW.	Test mode	Test Ch./Freq.	Duty Cycle	SAR (W/kg) 1-g	Power Drift (dB)	Conducted Power (dBm)	Tune up Limit (dBm)	Scaled factor	Scaled SAR (W/kg)	Liquid Temp
Head Test data(1RB)											
Left cheek	20	QPSK 1RB_53	502000/2510	1:1	0.187	0.15	23.17	24.00	1.211	0.226	22.1
Left tilted	20	QPSK 1RB_53	502000/2510	1:1	0.255	0.08	23.17	24.00	1.211	0.309	22.1
Right cheek	20	QPSK 1RB_53	502000/2510	1:1	0.519	0.16	23.17	24.00	1.211	0.628	22.1
Right tilted	20	QPSK 1RB_53	502000/2510	1:1	0.633	0.06	23.17	24.00	1.211	0.766	22.1
Head Test data(50%RB)											
Left cheek	20	QPSK 50RB_28	502000/2510	1:1	0.191	0.10	23.29	24.00	1.178	0.225	22.1
Left tilted	20	QPSK 50RB_28	502000/2510	1:1	0.255	0.10	23.29	24.00	1.178	0.300	22.1
Right cheek	20	QPSK 50RB_28	502000/2510	1:1	0.534	0.01	23.29	24.00	1.178	0.629	22.1

Unless otherwise agreed in writing, this document is issued by the Company subject to its General Conditions of Service printed overleaf, available on request or accessible at http://www.sgs.com/en/Terms-and-Conditions.aspx and, for electronic format documents, subject to Terms and Conditions for Electronic Documents at http://www.sgs.com/en/Terms-and-Conditions/Terms-e-Document.aspx. Attention is drawn to the limitation of liability, indemnification and jurisdiction issues defined therein. Any holder of this document is advised that information contained hereon reflects the Company's findings at the time of its intervention only and within the limits of Client's instructions, if any. The Company's sole responsibility is to its Client and this document does not exonerate parties to a transaction from exercising all their rights and obligations under the transaction documents. This document cannot be reproduced except in full, without prior written approval of the Company. Any unauthorized alteration, forgery or falsification of the content or appearance of this document is unlawful and offenders may be prosecuted to the fullest extent of the law. Unless otherwise stated the results shown in this test report refer only to the sample(s) tested and such sample(s) are retained for 30 days only.
Attention: To check the authenticity of testing /inspection report & certificate, please contact us at telephone: (86-755) 8307 1443, or email: CN.Doccheck@sgs.com

SGS-CSTC Standards Technical Services Co., Ltd. Shenzhen Branch
No.1 Workshop, M-10, Middle Section, Science & Technology Park, Shenzhen, China 518057 t (86-755) 26012053 f (86-755) 26710594 www.sgsgroup.com.cn
中国·深圳·科技园中区M-10栋一号厂房 邮编: 518057 t (86-755) 26012053 f (86-755) 26710594 sgs.china@sgs.com

Right tilted	20	QPSK 50RB_28	502000/2510	1:1	0.790	-0.03	23.29	24.00	1.178	**0.930**	22.1
Right tilted	20	QPSK 50RB_28	507000/2535	1:1	0.758	-0.07	23.23	24.00	1.194	0.905	22.1
Right tilted	20	QPSK 50RB_28	502000/2510	1:1	0.749	-0.09	23.17	24.00	1.211	0.907	22.1
Body worn Test data(Separate 10mm 1RB) Sensor on											
Front side	20	QPSK 1RB_53	502000/2510	1:1	0.045	0.08	19.82	20.50	1.169	0.053	22.3
Back side	20	QPSK 1RB_53	502000/2510	1:1	0.128	0.05	19.82	20.50	1.169	0.150	22.3
Body worn Test data (Separate 10mm 50%RB) Sensor on											
Front side	20	QPSK 50RB_28	502000/2510	1:1	0.051	-0.10	20.04	20.50	1.112	0.057	22.3
Back side	20	QPSK 50RB_28	502000/2510	1:1	0.131	0.10	20.04	20.50	1.112	0.146	22.3
Body worn Test data(Separate 15mm 1RB) Sensor off											
Front side	20	QPSK 1RB_53	502000/2510	1:1	0.041	0.03	23.17	24.00	1.211	0.050	22.3
Back side	20	QPSK 1RB_53	502000/2510	1:1	0.127	-0.05	23.17	24.00	1.211	**0.154**	22.3
Back side	20	QPSK 1RB_53	502000/2510	1:1	0.126	0.05	23.17	24.00	1.211	0.153	22.3
Body worn Test data (Separate 15mm 50%RB) Sensor off											
Front side	20	QPSK 50RB_28	502000/2510	1:1	0.053	0.12	23.29	24.00	1.178	0.062	22.3
Back side	20	QPSK 50RB_28	502000/2510	1:1	0.129	0.04	23.29	24.00	1.178	0.152	22.3
Hotspot Test data(Separate 10mm 1RB) Sensor on											
Front side	20	QPSK 1RB_53	502000/2510	1:1	0.045	0.08	19.82	20.50	1.169	0.053	22.3
Back side	20	QPSK 1RB_53	502000/2510	1:1	0.128	0.05	19.82	20.50	1.169	0.150	22.3
Top side	20	QPSK 1RB_53	502000/2510	1:1	0.103		19.82	20.50	1.169	0.120	22.3
Hotspot Test data(Separate 10mm 50%RB) Sensor on											
Front side	20	QPSK 50RB_28	502000/2510	1:1	0.051	-0.10	20.04	20.50	1.112	0.057	22.3
Back side	20	QPSK 50RB_28	502000/2510	1:1	0.131	0.10	20.04	20.50	1.112	0.146	22.3
Top side	20	QPSK 50RB_28	502000/2510	1:1	0.108	0.03	20.04	20.50	1.112	0.120	22.3
Hotspot Test data 1RB Sensor off											
Front side-15mm	20	QPSK 1RB_53	502000/2510	1:1	0.041	0.03	23.17	24.00	1.211	0.050	22.3
Back side-15mm	20	QPSK 1RB_53	502000/2510	1:1	0.127	-0.05	23.17	24.00	1.211	**0.154**	22.3
Left side-10mm	20	QPSK 1RB_53	502000/2510	1:1	0.082	-0.12	23.17	24.00	1.211	0.099	22.3
Right side-10mm	20	QPSK 1RB_53	502000/2510	1:1	0.033	-0.15	23.17	24.00	1.211	0.040	22.3
Top side -15mm	20	QPSK 1RB_53	502000/2510	1:1	0.119	-0.14	23.17	24.00	1.211	0.144	22.3
Hotspot Test data 50%RB Sensor off											
Front side-15mm	20	QPSK 50RB_28	502000/2510	1:1	0.053	0.12	23.29	24.00	1.178	0.062	22.3
Back side-15mm	20	QPSK 50RB_28	502000/2510	1:1	0.129	0.04	23.29	24.00	1.178	0.152	22.3
Left side-10mm	20	QPSK 50RB_28	502000/2510	1:1	0.084	-0.11	23.29	24.00	1.178	0.099	22.3
Right side-10mm	20	QPSK 50RB_28	502000/2510	1:1	0.035	0.01	23.29	24.00	1.178	0.041	22.3
Top side -15mm	20	QPSK 50RB_28	502000/2510	1:1	0.124	-0.04	23.29	24.00	1.178	0.146	22.3
Ant1 Test Record											
Head Test data at the worst case with Battery2#											
Right cheek	20	QPSK 50RB_28	502000/2510	1:1	0.327	-0.07	24.45	25.00	1.135	0.371	22.1
Body worn Test data at the worst case with Battery2#											
Back side	20	QPSK 50RB_28	502000/2510	1:1	0.576	-0.08	24.45	25.00	1.135	0.654	22.3
Hotspot Test data at the worst case with Battery2#											
Back side-15mm	20	QPSK 50RB_28	502000/2510	1:1	0.576	-0.08	24.45	25.00	1.135	0.654	22.3
Ant4 Test Record											
Head Test data at the worst case with Battery2#											
Right tilted	20	QPSK 50RB_28	502000/2510	1:1	0.785	0.15	23.29	24.00	1.178	0.924	22.1
Body worn Test data at the worst case with Battery2#											
Back side	20	QPSK 1RB_53	502000/2510	1:1	0.121	0.07	23.17	24.00	1.211	0.146	22.3
Hotspot Test data at the worst case with Battery2#											
Back side-15mm	20	QPSK 1RB_53	502000/2510	1:1	0.121	0.07	23.17	24.00	1.211	0.146	22.3

Table 25：SAR of 5G NR n7 for Head and Body (Original report: AR/2021/1000808).

Unless otherwise agreed in writing, this document is issued by the Company subject to its General Conditions of Service printed overleaf, available on request or accessible at http://www.sgs.com/en/Terms-and-Conditions.aspx and, for electronic format documents, subject to Terms and Conditions for Electronic Documents at http://www.sgs.com/en/Terms-and-Conditions/Terms-e-Document.aspx. Attention is drawn to the limitation of liability, indemnification and jurisdiction issues defined therein. Any holder of this document is advised that information contained hereon reflects the Company's findings at the time of its intervention only and within the limits of Client's instructions, if any. The Company's sole responsibility is to its Client and this document does not exonerate parties to a transaction from exercising all their rights and obligations under the transaction documents. This document cannot be reproduced except in full, without prior written approval of the Company. Any unauthorized alteration, forgery or falsification of the content or appearance of this document is unlawful and offenders may be prosecuted to the fullest extent of the law. Unless otherwise stated the results shown in this test report refer only to the sample(s) tested and such sample(s) are retained for 30 days only.
Attention: To check the authenticity of testing /inspection report & certificate, please contact us at telephone: (86-755) 8307 1443, or email: CN.Doccheck@sgs.com

SGS-CSTC Standards Technical Services Co., Ltd. Shenzhen Branch
No.1 Workshop, M-10, Middle Section, Science & Technology Park, Shenzhen, China 518057 t (86-755) 26012053 f (86-755) 26710594 www.sgsgroup.com.cn
中国·深圳·科技园中区M-10栋一号厂房 邮编: 518057 t (86-755) 26012053 f (86-755) 26710594 sgs.china@sgs.com

Member of the SGS Group (SGS SA)

8.3.16 SAR Result of 5G NR n38

5G NR N38 SAR Test Record											
Ant1 Test Record											
Test position	BW.	Test mode	Test ch./Freq.	Duty Cycle	SAR (W/kg) 1-g	Power Drift (dB)	Conducted Power (dBm)	Tune up Limit (dBm)	Scaled factor	Scaled SAR (W/kg)	Liquid Temp
Head Test Data(1RB)											
Left cheek	20	QPSK 1RB_53	516000/2580	1:1	0.189	0.05	24.31	25.00	1.172	0.222	22.1
Left tilted	20	QPSK 1RB_53	516000/2580	1:1	0.204	0.03	24.31	25.00	1.172	0.239	22.1
Right cheek	20	QPSK 1RB_53	516000/2580	1:1	0.410	0.09	24.31	25.00	1.172	**0.481**	22.1
Right tilted	20	QPSK 1RB_53	516000/2580	1:1	0.096	0.16	24.31	25.00	1.172	0.113	22.1
Head Test Data(50%RB)											
Left cheek	20	QPSK 50RB_28	522000/2610	1:1	0.188	0.06	24.30	25.00	1.175	0.221	22.1
Left tilted	20	QPSK 50RB_28	522000/2610	1:1	0.208	-0.06	24.30	25.00	1.175	0.244	22.1
Right cheek	20	QPSK 50RB_28	522000/2610	1:1	0.265	0.10	24.30	25.00	1.175	0.311	22.1
Right tilted	20	QPSK 50RB_28	522000/2610	1:1	0.103	0.08	24.30	25.00	1.175	0.121	22.1
Body worn Test data(Separate 10mm 1RB) Sensor on											
Front side	20	QPSK 1RB_53	522000/2610	1:1	0.240	-0.07	20.92	22.00	1.282	0.308	22.1
Back side	20	QPSK 1RB_53	522000/2610	1:1	0.319	0.07	20.92	22.00	1.282	0.409	22.1
Body worn Test data(Separate 10mm 50%RB) Sensor on											
Front side	20	QPSK 50RB_56	522000/2610	1:1	0.242	-0.08	20.89	22.00	1.291	0.312	22.1
Back side	20	QPSK 50RB_56	522000/2610	1:1	0.321	-0.05	20.89	22.00	1.291	0.414	22.1
Body worn Test data(Separate 15mm 1RB) Sensor off											
Front side	20	QPSK 1RB_53	516000/2580	1:1	0.360	0.05	24.31	25.00	1.172	0.422	22.3
Back side	20	QPSK 1RB_53	516000/2580	1:1	0.460	-0.07	24.31	25.00	1.172	**0.539**	22.3
Body worn Test data (Separate 15mm 50%RB) Sensor off											
Front side	20	QPSK 25RB_13	522000/2610	1:1	0.358	0.13	24.30	25.00	1.175	0.421	22.3
Back side	20	QPSK 25RB_13	522000/2610	1:1	0.428	0.18	24.30	25.00	1.175	0.503	22.3
Hotspot Test data(Separate 10mm 1RB) Sensor on											
Front side	20	QPSK 1RB_53	522000/2610	1:1	0.240	-0.07	20.92	22.00	1.282	0.308	22.3
Back side	20	QPSK 1RB_53	522000/2610	1:1	0.319	0.07	20.92	22.00	1.282	0.409	22.3
Bottom side	20	QPSK 1RB_53	522000/2610	1:1	0.316	-0.06	20.92	22.00	1.282	0.405	22.3
Hotspot Test data(Separate 10mm 50%RB) Sensor on											
Front side	20	QPSK 50RB_56	522000/2610	1:1	0.242	-0.08	20.89	22.00	1.291	0.312	22.3
Back side	20	QPSK 50RB_56	522000/2610	1:1	0.321	-0.05	20.89	22.00	1.291	0.414	22.3
Bottom side	20	QPSK 50RB_56	522000/2610	1:1	0.279	-0.16	21.39	22.00	1.151	0.321	22.3
Hotspot Test data 1RB Sensor off											
Front side-15mm	20	QPSK 1RB_53	516000/2580	1:1	0.360	0.05	24.31	25.00	1.172	0.422	22.3
Back side-15mm	20	QPSK 1RB_53	516000/2580	1:1	0.460	-0.07	24.31	25.00	1.172	**0.539**	22.3
Left side-10mm	20	QPSK 1RB_53	516000/2580	1:1	0.031	0.16	24.31	25.00	1.172	0.036	22.3
Right side-10mm	20	QPSK 1RB_53	516000/2580	1:1	0.297	0.05	24.31	25.00	1.172	0.348	22.3
Bottom side - 15mm	20	QPSK 1RB_53	516000/2580	1:1	0.316	0.09	24.31	25.00	1.172	0.370	22.3
Hotspot Test data 50%RB Sensor off											
Front side-15mm	20	QPSK 50RB_28	522000/2610	1:1	0.358	0.13	24.30	25.00	1.175	0.421	22.3
Back side-15mm	20	QPSK 50RB_28	522000/2610	1:1	0.428	0.18	24.30	25.00	1.175	0.503	22.3
Left side-10mm	20	QPSK 50RB_28	522000/2610	1:1	0.026	-0.07	24.30	25.00	1.175	0.031	22.3
Right side-10mm	20	QPSK 50RB_28	522000/2610	1:1	0.233	-0.13	24.30	25.00	1.175	0.274	22.3
Bottom side - 15mm	20	QPSK 50RB_28	522000/2610	1:1	0.308	0.17	24.30	25.00	1.175	0.362	22.3
Ant4 Test Record											
Test position	BW.	Test mode	Test ch./Freq.	Duty Cycle	SAR (W/kg) 1-g	Power Drift (dB)	Conducted Power (dBm)	Tune up Limit (dBm)	Scaled factor	Scaled SAR (W/kg)	Liquid Temp
Head Test Data(1RB)											
Left cheek	20	QPSK 1RB_53	522000/2610	1:1	0.188	-0.14	22.96	23.50	1.132	0.213	22.1
Left tilted	20	QPSK 1RB_53	522000/2610	1:1	0.222	-0.06	22.96	23.50	1.132	0.251	22.1
Right cheek	20	QPSK 1RB_53	522000/2610	1:1	0.519	-0.07	22.96	23.50	1.132	0.588	22.1
Right tilted	20	QPSK 1RB_53	522000/2610	1:1	0.607	-0.12	22.96	23.50	1.132	**0.687**	22.1
Head Test Data(50%RB)											
Left cheek	20	QPSK 50RB_56	522000/2610	1:1	0.182	-0.10	23.16	23.50	1.081	0.197	22.1

Unless otherwise agreed in writing, this document is issued by the Company subject to its General Conditions of Service printed overleaf, available on request or accessible at http://www.sgs.com/en/Terms-and-Conditions.aspx and, for electronic format documents, subject to Terms and Conditions for Electronic Documents at http://www.sgs.com/en/Terms-and-Conditions/Terms-e-Document.aspx. Attention is drawn to the limitation of liability, indemnification and jurisdiction issues defined therein. Any holder of this document is advised that information contained hereon reflects the Company's findings at the time of its intervention only and within the limits of Client's instructions, if any. The Company's sole responsibility is to its Client and this document does not exonerate parties to a transaction from exercising all their rights and obligations under the transaction documents. This document cannot be reproduced except in full, without prior written approval of the Company. Any unauthorized alteration, forgery or falsification of the content or appearance of this document is unlawful and offenders may be prosecuted to the fullest extent of the law. Unless otherwise stated the results shown in this test report refer only to the sample(s) tested and such sample(s) are retained for 30 days only.
Attention: To check the authenticity of testing /inspection report & certificate, please contact us at telephone: (86-755) 8307 1443, or email: CN.Doccheck@sgs.com

Left tilted	20	QPSK 50RB_56	522000/2610	1:1	0.224	0.06	23.16	23.50	1.081	0.242	22.1
Right cheek	20	QPSK 50RB_56	522000/2610	1:1	0.524	-0.08	23.16	23.50	1.081	0.567	22.1
Right tilted	20	QPSK 50RB_56	522000/2610	1:1	0.629	0.15	23.16	23.50	1.081	0.680	22.1
Body worn Test data(Separate 10mm 1RB) Sensor on											
Front side	20	QPSK 1RB_53	522000/2610	1:1	0.065	-0.07	21.70	22.50	1.202	0.078	22.3
Back side	20	QPSK 1RB_53	522000/2610	1:1	0.325	-0.02	21.70	22.50	1.202	**0.391**	22.3
Body worn Test data (Separate 10mm 50%RB) Sensor on											
Front side	20	QPSK 50RB_28	516000/2580	1:1	0.062	0.09	21.78	22.50	1.180	0.073	22.3
Back side	20	QPSK 50RB_28	516000/2580	1:1	0.180	-0.10	21.78	22.50	1.180	0.212	22.3
Body worn Test data(Separate 15mm 1RB) Sensor off											
Front side	20	QPSK 1RB_53	522000/2610	1:1	0.042	-0.07	22.96	23.50	1.132	0.048	22.3
Back side	20	QPSK 1RB_53	522000/2610	1:1	0.096	-0.16	22.96	23.50	1.132	0.109	22.3
Body worn Test data (Separate 15mm 50%RB) Sensor off											
Front side	20	QPSK 50RB_56	522000/2610	1:1	0.044	0.13	23.16	23.50	1.081	0.048	22.3
Back side	20	QPSK 50RB_56	522000/2610	1:1	0.099	0.18	23.16	23.50	1.081	0.107	22.3
Hotspot Test data(Separate 10mm 1RB) Sensor on											
Front side	20	QPSK 1RB_53	522000/2610	1:1	0.065	-0.07	21.70	22.50	1.202	0.078	22.3
Back side	20	QPSK 1RB_53	522000/2610	1:1	0.325	-0.02	21.70	22.50	1.202	**0.391**	22.3
Top side	20	QPSK 1RB_53	522000/2610	1:1	0.133	0.06	21.70	22.50	1.202	0.160	22.3
Hotspot Test data(Separate 10mm 50%RB) Sensor on											
Front side	20	QPSK 50RB_28	516000/2580	1:1	0.062	0.09	21.78	22.50	1.180	0.073	22.3
Back side	20	QPSK 50RB_28	516000/2580	1:1	0.180	-0.10	21.78	22.50	1.180	0.212	22.3
Top side	20	QPSK 50RB_28	516000/2580	1:1	0.136	-0.15	21.78	22.50	1.180	0.161	22.3
Hotspot Test data 1RB Sensor off											
Front side-15mm	20	QPSK 1RB_53	522000/2610	1:1	0.042	-0.07	22.96	23.50	1.132	0.048	22.3
Back side-15mm	20	QPSK 1RB_53	522000/2610	1:1	0.096	-0.16	22.96	23.50	1.132	0.109	22.3
Left side-10mm	20	QPSK 1RB_53	522000/2610	1:1	0.101	-0.02	22.96	23.50	1.132	0.114	22.3
Right side-10mm	20	QPSK 1RB_53	522000/2610	1:1	0.031	-0.01	22.96	23.50	1.132	0.035	22.3
Top side -15mm	20	QPSK 1RB_53	522000/2610	1:1	0.081	-0.13	22.96	23.50	1.132	0.092	22.3
Hotspot Test data 50%RB Sensor off											
Front side-15mm	20	QPSK 50RB_56	522000/2610	1:1	0.044	0.13	23.16	23.50	1.081	0.048	22.3
Back side-15mm	20	QPSK 50RB_56	522000/2610	1:1	0.099	0.18	23.16	23.50	1.081	0.107	22.3
Left side-10mm	20	QPSK 50RB_56	522000/2610	1:1	0.106	-0.06	23.16	23.50	1.081	0.115	22.3
Right side-10mm	20	QPSK 50RB_56	522000/2610	1:1	0.032	-0.08	23.16	23.50	1.081	0.035	22.3
Top side -15mm	20	QPSK 50RB_56	522000/2610	1:1	0.075	0.17	23.16	23.50	1.081	0.081	22.3
Ant1 Test Record											
Head Test data at the worst case with Battery2#											
Right cheek	20	QPSK 1RB_53	516000/2580	1:1	0.403	-0.16	24.31	25.00	1.172	0.472	22.1
Body worn Test data at the worst case with Battery2#											
Back side	20	QPSK 1RB_53	516000/2580	1:1	0.455	-0.03	24.31	25.00	1.172	0.533	22.3
Hotspot Test data at the worst case with Battery2#											
Back side-15mm	20	QPSK 1RB_53	516000/2580	1:1	0.455	-0.03	24.31	25.00	1.172	0.533	22.3
Ant4 Test Record											
Head Test data at the worst case with Battery2#											
Right tilted	20	QPSK 1RB_53	522000/2610	1:1	0.600	-0.03	22.96	23.50	1.132	0.679	22.1
Body worn Test data at the worst case with Battery2#											
Back side	20	QPSK 1RB_53	522000/2610	1:1	0.314	0.05	21.70	22.50	1.202	0.378	22.3
Hotspot Test data at the worst case with Battery2#											
Back side	20	QPSK 1RB_53	522000/2610	1:1	0.314	0.05	21.70	22.50	1.202	0.378	22.3

Table 26：SAR of 5G NR n38 for Head and Body (Original report: AR/2021/1000808).

Unless otherwise agreed in writing, this document is issued by the Company subject to its General Conditions of Service printed overleaf, available on request or accessible at http://www.sgs.com/en/Terms-and-Conditions.aspx and, for electronic format documents, subject to Terms and Conditions for Electronic Documents at http://www.sgs.com/en/Terms-and-Conditions/Terms-e-Document.aspx. Attention is drawn to the limitation of liability, indemnification and jurisdiction issues defined therein. Any holder of this document is advised that information contained hereon reflects the Company's findings at the time of its intervention only and within the limits of Client's instructions, if any. The Company's sole responsibility is to its Client and this document does not exonerate parties to a transaction from exercising all their rights and obligations under the transaction documents. This document cannot be reproduced except in full, without prior written approval of the Company. Any unauthorized alteration, forgery or falsification of the content or appearance of this document is unlawful and offenders may be prosecuted to the fullest extent of the law. Unless otherwise stated the results shown in this test report refer only to the sample(s) tested and such sample(s) are retained for 30 days only.
Attention: To check the authenticity of testing /inspection report & certificate, please contact us at telephone: (86-755) 8307 1443, or email: CN.Doccheck@sgs.com

No.1 Workshop, M-10, Middle Section, Science & Technology Park, Shenzhen, China 518057 t (86-755) 26012053 f (86-755) 26710594 www.sgsgroup.com.cn
中国·深圳·科技园中区M-10栋一号厂房 邮编: 518057 t (86-755) 26012053 f (86-755) 26710594 sgs.china@sgs.com

8.3.17 SAR Result of 5G NR n41

5G NR N41 SAR Test Record											
Ant1 Test Record											
Test position	BW.	Test mode	Test ch./Freq.	Duty Cycle	SAR (W/kg) 1-g	Power Drift (dB)	Conducted Power (dBm)	Tune up Limit (dBm)	Scaled factor	Scaled SAR (W/kg)	Liquid Temp
Head Test Data(1RB)											
Left cheek	100	QPSK 1RB_137	509202/2546.01	1:1	0.246	0.10	24.25	25.00	1.189	0.292	22.1
Left tilted	100	QPSK 1RB_137	509202/2546.01	1:1	0.243	0.01	24.25	25.00	1.189	0.289	22.1
Right cheek	100	QPSK 1RB_137	509202/2546.01	1:1	0.415	-0.16	24.25	25.00	1.189	**0.493**	22.1
Right tilted	100	QPSK 1RB_137	509202/2546.01	1:1	0.145	-0.09	24.25	25.00	1.189	0.172	22.1
Head Test Data(50%RB)											
Left cheek	100	QPSK 135RB_69	509202/2546.01	1:1	0.238	-0.12	24.39	25.00	1.151	0.274	22.1
Left tilted	100	QPSK 135RB_69	509202/2546.01	1:1	0.229	-0.05	24.39	25.00	1.151	0.264	22.1
Right cheek	100	QPSK 135RB_69	509202/2546.01	1:1	0.403	0.03	24.39	25.00	1.151	0.464	22.1
Right tilted	100	QPSK 135RB_69	509202/2546.01	1:1	0.135	-0.10	24.39	25.00	1.151	0.155	22.1
Body worn Test data(Separate 10mm 1RB) Sensor on											
Front side	100	QPSK 1RB_137	523302/2616.51	1:1	0.224	-0.01	20.36	21.00	1.159	0.260	22.1
Back side	100	QPSK 1RB_137	523302/2616.51	1:1	0.304	-0.17	20.36	21.00	1.159	0.352	22.1
Body worn Test data(Separate 10mm 50%RB) Sensor on											
Front side	100	QPSK 135RB_69	528000/2640	1:1	0.218	0.08	20.42	21.00	1.143	0.249	22.1
Back side	100	QPSK 135RB_69	528000/2640	1:1	0.283	0.06	20.42	21.00	1.143	0.323	22.1
Body worn Test data(Separate 15mm 1RB) Sensor off											
Front side	100	QPSK 1RB_137	509202/2546.01	1:1	0.379	-0.11	24.25	25.00	1.189	0.450	22.3
Back side	100	QPSK 1RB_137	509202/2546.01	1:1	0.577	-0.09	24.25	25.00	1.189	**0.686**	22.3
Back side	100	QPSK 1RB_137	513900/2569.5	1:1	0.541	-0.09	24.15	25.00	1.216	0.658	22.3
Back side	100	QPSK 1RB_137	518598/2592.99	1:1	0.523	-0.09	24.23	25.00	1.194	0.624	22.3
Back side	100	QPSK 1RB_137	523302/2616.51	1:1	0.539	-0.09	24.15	25.00	1.216	0.656	22.3
Back side	100	QPSK 1RB_137	528000/2640	1:1	0.512	-0.09	24.15	25.00	1.216	0.623	22.3
Body worn Test data (Separate 15mm 50%RB) Sensor off											
Front side	100	QPSK 135RB_69	509202/2546.01	1:1	0.390	0.06	24.39	25.00	1.151	0.449	22.3
Back side	100	QPSK 135RB_69	509202/2546.01	1:1	0.436	0.14	24.39	25.00	1.151	0.502	22.3
Hotspot Test data(Separate 10mm 1RB) Sensor on											
Front side	100	QPSK 1RB_137	523302/2616.51	1:1	0.224	-0.01	20.36	21.00	1.159	0.260	22.3
Back side	100	QPSK 1RB_137	523302/2616.51	1:1	0.304	-0.17	20.36	21.00	1.159	0.352	22.3
Bottom side	100	QPSK 1RB_137	523302/2616.51	1:1	0.237	-0.13	24.39	21.00	0.458	0.109	22.3
Hotspot Test data(Separate 10mm 50%RB) Sensor on											
Front side	100	QPSK 135RB_69	523302/2616.51	1:1	0.218	0.08	20.42	21.00	1.143	0.249	22.1
Back side	100	QPSK 135RB_69	523302/2616.51	1:1	0.283	0.06	20.42	21.00	1.143	0.323	22.1
Bottom side	100	QPSK 135RB_69	523302/2616.51	1:1	0.221	0.16	20.42	21.00	1.143	0.253	22.3
Hotspot Test data 1RB Sensor off											
Front side-15mm	100	QPSK 1RB_137	509202/2546.01	1:1	0.379	-0.11	24.25	25.00	1.189	0.450	22.3
Back side-15mm	100	QPSK 1RB_137	509202/2546.01	1:1	0.577	-0.09	24.25	25.00	1.189	**0.686**	22.3
Left side-10mm	100	QPSK 1RB_137	509202/2546.01	1:1	0.028	0.05	24.25	25.00	1.189	0.033	22.3
Right side-10mm	100	QPSK 1RB_137	509202/2546.01	1:1	0.282	0.11	24.25	25.00	1.189	0.335	22.3
Bottom side - 15mm	100	QPSK 1RB_137	509202/2546.01	1:1	0.319	-0.04	24.25	25.00	1.189	0.379	22.3
Hotspot Test data 50%RB Sensor off											
Front side-15mm	100	QPSK 135RB_69	509202/2546.01	1:1	0.390	0.06	24.39	25.00	1.151	0.449	22.3
Back side-15mm	100	QPSK 135RB_69	509202/2546.01	1:1	0.436	0.14	24.39	25.00	1.151	0.502	22.3
Left side-10mm	100	QPSK 135RB_69	509202/2546.01	1:1	0.029	0.14	24.39	25.00	1.151	0.033	22.3
Right side-10mm	100	QPSK 135RB_69	509202/2546.01	1:1	0.285	-0.16	24.39	25.00	1.151	0.328	22.3
Bottom side - 15mm	100	QPSK 135RB_69	509202/2546.01	1:1	0.324	-0.04	24.39	25.00	1.151	0.373	22.3
Ant4 Test Record											
Test position	BW.	Test mode	Test ch./Freq.	Duty Cycle	SAR (W/kg) 1-g	Power Drift (dB)	Conducted Power (dBm)	Tune up Limit (dBm)	Scaled factor	Scaled SAR (W/kg)	Liquid Temp
Head Test Data(1RB)											
Left cheek	100	QPSK 1RB_137	509202/2546.01	1:1	0.200	-0.17	22.50	23.00	1.122	0.224	22.1
Left tilted	100	QPSK 1RB_137	509202/2546.01	1:1	0.251	-0.01	22.50	23.00	1.122	0.282	22.1
Right cheek	100	QPSK 1RB_137	509202/2546.01	1:1	0.533	-0.15	22.50	23.00	1.122	0.598	22.1
Right tilted	100	QPSK 1RB_137	509202/2546.01	1:1	0.628	-0.01	22.50	23.00	1.122	0.705	22.1

Unless otherwise agreed in writing, this document is issued by the Company subject to its General Conditions of Service printed overleaf, available on request or accessible at http://www.sgs.com/en/Terms-and-Conditions.aspx and, for electronic format documents, subject to Terms and Conditions for Electronic Documents at http://www.sgs.com/en/Terms-and-Conditions/Terms-e-Document.aspx. Attention is drawn to the limitation of liability, indemnification and jurisdiction issues defined therein. Any holder of this document is advised that information contained hereon reflects the Company's findings at the time of its intervention only and within the limits of Client's instructions, if any. The Company's sole responsibility is to its Client and this document does not exonerate parties to a transaction from exercising all their rights and obligations under the transaction documents. This document cannot be reproduced except in full, without prior written approval of the Company. Any unauthorized alteration, forgery or falsification of the content or appearance of this document is unlawful and offenders may be prosecuted to the fullest extent of the law. Unless otherwise stated the results shown in this test report refer only to the sample(s) tested and such sample(s) are retained for 30 days only.
Attention: To check the authenticity of testing /inspection report & certificate, please contact us at telephone: (86-755) 8307 1443, or email: CN.Doccheck@sgs.com

SGS-CSTC Standards Technical Services Co., Ltd. Shenzhen Branch
No.1 Workshop, M-10, Middle Section, Science & Technology Park, Shenzhen, China 518057 t (86-755) 26012053 f (86-755) 26710594 www.sgsgroup.com.cn
中国·深圳·科技园中区M-10栋一号厂房 邮编: 518057 t (86-755) 26012053 f (86-755) 26710594 sgs.china@sgs.com

Right tilted	100	QPSK 1RB_137	513900/2569.5	1:1	0.628	-0.01	22.37	23.00	1.156	0.726	22.1
Right tilted	100	QPSK 1RB_137	518598/2592.99	1:1	0.628	-0.01	22.39	23.00	1.151	0.723	22.1
Right tilted	100	QPSK 1RB_137	523302/2616.51	1:1	0.628	-0.01	22.33	23.00	1.167	0.733	22.1
Right tilted	100	QPSK 1RB_137	528000/2640	1:1	0.628	-0.01	22.28	23.00	1.180	0.741	22.1
Head Test Data(50%RB)											
Left cheek	100	QPSK 135RB_69	513900/2569.5	1:1	0.245	-0.02	22.63	23.00	1.089	0.267	22.1
Left tilted	100	QPSK 135RB_69	513900/2569.5	1:1	0.310	-0.04	22.63	23.00	1.089	0.338	22.1
Right cheek	100	QPSK 135RB_69	513900/2569.5	1:1	0.550	-0.01	22.63	23.00	1.089	0.599	22.1
Right tilted	100	QPSK 135RB_69	513900/2569.5	1:1	0.746	-0.05	22.63	23.00	1.089	0.812	22.1
Right tilted	100	QPSK 135RB_69	509202/2546.01	1:1	0.558	0.17	22.39	23.00	1.151	0.642	22.1
Right tilted	100	QPSK 135RB_69	518598/2592.99	1:1	0.719	0.09	22.49	23.00	1.125	0.809	22.1
Right tilted	100	QPSK 135RB_69	523302/2616.51	1:1	0.752	0.01	22.44	23.00	1.138	**0.855**	22.1
Right tilted	100	QPSK 135RB_69	528000/2640	1:1	0.732	0.16	22.35	23.00	1.161	0.850	22.1
Head Test Data(100%RB)											
Right tilted	100	QPSK 270RB_0	518598/2592.99	1:1	0.678	0.03	22.28	23.00	1.180	0.800	22.1
Body worn Test data(Separate 10mm 1RB) Sensor on											
Front side	100	QPSK 1RB_137	513900/2569.5	1:1	0.108	-0.06	22.27	22.50	1.054	0.114	22.3
Back side	100	QPSK 1RB_137	513900/2569.5	1:1	0.320	0.16	22.27	22.50	1.054	0.337	22.3
Body worn Test data (Separate 10mm 50%RB) Sensor on											
Front side	100	QPSK 135RB_69	523302/2616.51	1:1	0.125	0.14	22.21	22.50	1.069	0.134	22.3
Back side	100	QPSK 135RB_69	523302/2616.51	1:1	0.363	0.03	22.21	22.50	1.069	**0.388**	22.3
Body worn Test data(Separate 15mm 1RB) Sensor off											
Front side	100	QPSK 1RB_137	509202/2546.01	1:1	0.057	-0.03	22.50	23.00	1.122	0.064	22.3
Back side	100	QPSK 1RB_137	509202/2546.01	1:1	0.152	-0.04	22.50	23.00	1.122	0.171	22.3
Body worn Test data (Separate 15mm 50%RB) Sensor off											
Front side	100	QPSK 135RB_69	513900/2569.5	1:1	0.061	0.08	22.63	23.00	1.089	0.066	22.3
Back side	100	QPSK 135RB_69	513900/2569.5	1:1	0.162	-0.11	22.63	23.00	1.089	0.176	22.3
Hotspot Test data(Separate 10mm 1RB) Sensor on											
Front side	100	QPSK 1RB_137	513900/2569.5	1:1	0.108	-0.06	22.27	22.50	1.054	0.114	22.3
Back side	100	QPSK 1RB_137	513900/2569.5	1:1	0.320	0.16	22.27	22.50	1.054	0.337	22.3
Top side	100	QPSK 1RB_137	513900/2569.5	1:1	0.238	-0.12	22.27	22.50	1.054	0.251	22.3
Hotspot Test data(Separate 10mm 50%RB) Sensor on											
Front side	100	QPSK 135RB_69	523302/2616.51	1:1	0.125	0.14	22.21	22.50	1.069	0.134	22.3
Back side	100	QPSK 135RB_69	523302/2616.51	1:1	0.363	0.03	22.21	22.50	1.069	0.388	22.3
Top side	100	QPSK 135RB_69	523302/2616.51	1:1	0.238	0.03	22.21	22.50	1.069	0.254	22.3
Hotspot Test data 1RB Sensor off											
Front side-15mm	100	QPSK 1RB_137	509202/2546.01	1:1	0.057	-0.03	22.50	23.00	1.122	0.064	22.3
Back side-15mm	100	QPSK 1RB_137	509202/2546.01	1:1	0.152	-0.04	22.50	23.00	1.122	0.171	22.3
Left side-10mm	100	QPSK 1RB_137	509202/2546.01	1:1	0.093	0.12	22.50	23.00	1.122	0.104	22.3
Right side-10mm	100	QPSK 1RB_137	509202/2546.01	1:1	0.035	-0.15	22.50	23.00	1.122	0.039	22.3
Top side -15mm	100	QPSK 1RB_137	509202/2546.01	1:1	0.124	0.17	22.50	23.00	1.122	0.139	22.3
Hotspot Test data 50%RB Sensor off											
Front side-15mm	100	QPSK 135RB_69	513900/2569.5	1:1	0.061	0.08	22.63	23.00	1.089	0.066	22.3
Back side-15mm	100	QPSK 135RB_69	513900/2569.5	1:1	0.162	-0.11	22.63	23.00	1.089	0.176	22.3
Left side-10mm	100	QPSK 135RB_69	513900/2569.5	1:1	0.123	0.11	22.63	23.00	1.089	0.134	22.3
Right side-10mm	100	QPSK 135RB_69	513900/2569.5	1:1	0.028	-0.01	22.63	23.00	1.089	0.030	22.3
Top side -15mm	100	QPSK 135RB_69	513900/2569.5	1:1	0.136	0.12	22.63	23.00	1.089	0.148	22.3
Ant1 Test Record											
Head Test data at the worst case with Battery2#											
Right cheek	100	QPSK 1RB_137	509202/2546.01	1:1	0.389	0.05	24.25	25.00	1.189	0.462	22.1
Body worn Test data at the worst case with Battery2#											
Back side	100	QPSK 1RB_137	509202/2546.01	1:1	0.549	0.01	24.25	25.00	1.189	0.652	22.3
Hotspot Test data at the worst case with Battery2#											
Back side	100	QPSK 1RB_137	509202/2546.01	1:1	0.549	0.01	24.25	25.00	1.189	0.652	22.3
Ant14Test Record											
Head Test data at the worst case with Battery2#											
Right tilted	100	QPSK 135RB_69	523302/2616.51	1:1	0.728	0.06	22.44	23.00	1.138	0.828	22.1
Body worn Test data at the worst case with Battery2#											
Back side	100	QPSK 135RB_69	523302/2616.51	1:1	0.351	0.07	22.21	22.50	1.069	0.375	22.3
Hotspot Test data at the worst case with Battery2#											
Back side	100	QPSK 135RB_69	523302/2616.51	1:1	0.351	0.07	22.21	22.50	1.069	0.375	22.3

Table 27：SAR of 5G NR n41 for Head and Body (Original report: AR/2021/1000808).

Unless otherwise agreed in writing, this document is issued by the Company subject to its General Conditions of Service printed overleaf, available on request or accessible at http://www.sgs.com/en/Terms-and-Conditions.aspx and, for electronic format documents, subject to Terms and Conditions for Electronic Documents at http://www.sgs.com/en/Terms-and-Conditions/Terms-e-Document.aspx. Attention is drawn to the limitation of liability, indemnification and jurisdiction issues defined therein. Any holder of this document is advised that information contained hereon reflects the Company's findings at the time of its intervention only and within the limits of Client's instructions, if any. The Company's sole responsibility is to its Client and this document does not exonerate parties to a transaction from exercising all their rights and obligations under the transaction documents. This document cannot be reproduced except in full, without prior written approval of the Company. Any unauthorized alteration, forgery or falsification of the content or appearance of this document is unlawful and offenders may be prosecuted to the fullest extent of the law. Unless otherwise stated the results shown in this test report refer only to the sample(s) tested and such sample(s) are retained for 30 days only.
Attention: To check the authenticity of testing /inspection report & certificate, please contact us at telephone: (86-755) 8307 1443, or email: CN.Doccheck@sgs.com
No.1 Workshop, M-10, Middle Section, Science & Technology Park, Shenzhen, China 518057 t (86-755) 26012053 f (86-755) 26710594 www.sgsgroup.com.cn
中国·深圳·科技园中区M-10栋一号厂房 邮编: 518057 t (86-755) 26012053 f (86-755) 26710594 sgs.china@sgs.com
Member of the SGS Group (SGS SA)

8.3.1 SAR Result of 5G NR n66

Ant1 Test Record											
Test position	BW.	Test mode	Test ch./Freq.	Duty Cycle	SAR (W/kg) 1-g	Power Drift (dB)	Conducted Power (dBm)	Tune up Limit (dBm)	Scaled factor	Scaled SAR (W/kg)	Liquid Temp
Head Test Data(1RB)											
Left cheek	20	QPSK 1RB_1	354000/1770	1:1	0.063	0.04	24.33	25.00	1.167	0.074	22.1
Left tilted	20	QPSK 1RB_1	354000/1770	1:1	0.042	-0.08	24.33	25.00	1.167	0.049	22.1
Right cheek	20	QPSK 1RB_1	354000/1770	1:1	0.094	0.02	24.33	25.00	1.167	**0.109**	22.1
Right tilted	20	QPSK 1RB_1	354000/1770	1:1	0.036	0.13	24.33	25.00	1.167	0.042	22.1
Head Test Data(50%RB)											
Left cheek	20	QPSK 50RB_28	344000/1720	1:1	0.059	-0.06	24.27	25.00	1.183	0.070	22.1
Left tilted	20	QPSK 50RB_28	344000/1720	1:1	0.038	0.08	24.27	25.00	1.183	0.045	22.1
Right cheek	20	QPSK 50RB_28	344000/1720	1:1	0.063	-0.08	24.27	25.00	1.183	0.075	22.1
Right tilted	20	QPSK 50RB_28	344000/1720	1:1	0.036	0.14	24.27	25.00	1.183	0.043	22.1
Body worn Test data(Separate 10mm 1RB) Sensor on											
Front side	20	QPSK 1RB_53	349000/1745	1:1	0.251	-0.15	19.80	21.00	1.318	0.331	22.1
Back side	20	QPSK 1RB_53	349000/1745	1:1	0.387	-0.05	19.80	21.00	1.318	0.510	22.1
Body worn Test data(Separate 10mm 50%RB) Sensor on											
Front side	20	QPSK 50RB_28	344000/1720	1:1	0.220	-0.09	20.01	21.00	1.256	0.276	22.1
Back side	20	QPSK 50RB_28	344000/1720	1:1	0.349	-0.10	20.01	21.00	1.256	0.438	22.1
Body worn Test data(Separate 15mm 1RB) Sensor off											
Front side	20	QPSK 1RB_1	354000/1770	1:1	0.312	-0.17	24.33	25.00	1.167	0.364	22.3
Back side	20	QPSK 1RB_1	354000/1770	1:1	0.494	0.04	24.33	25.00	1.167	**0.576**	22.3
Body worn Test data (Separate 15mm 50%RB) Sensor off											
Front side	20	QPSK 50RB_28	344000/1720	1:1	0.291	-0.05	24.27	25.00	1.183	0.344	22.3
Back side	20	QPSK 50RB_28	344000/1720	1:1	0.456	-0.03	24.27	25.00	1.183	0.539	22.3
Hotspot Test data(Separate 10mm 1RB) Sensor on											
Front side	20	QPSK 1RB_53	349000/1745	1:1	0.251	-0.15	19.80	21.00	1.318	0.331	22.3
Back side	20	QPSK 1RB_53	349000/1745	1:1	0.387	-0.05	19.80	21.00	1.318	0.510	22.3
Bottom side	20	QPSK 1RB_53	349000/1745	1:1	0.581	-0.07	19.80	21.00	1.318	0.766	22.3
Hotspot Test data(Separate 10mm 50%RB) Sensor on											
Front side	20	QPSK 50RB_28	344000/1720	1:1	0.220	-0.09	20.01	21.00	1.256	0.276	22.3
Back side	20	QPSK 50RB_28	344000/1720	1:1	0.349	-0.10	20.01	21.00	1.256	0.438	22.3
Bottom side	20	QPSK 50RB_28	344000/1720	1:1	0.505	0.01	20.01	21.00	1.256	0.634	22.3
Hotspot Test data 1RB Sensor off											
Front side-15mm	20	QPSK 1RB_1	354000/1770	1:1	0.312	-0.17	24.33	25.00	1.167	0.364	22.3
Back side-15mm	20	QPSK 1RB_1	354000/1770	1:1	0.494	0.04	24.33	25.00	1.167	0.576	22.3
Left side-10mm	20	QPSK 1RB_1	354000/1770	1:1	0.070	-0.10	24.33	25.00	1.167	0.082	22.3
Right side-10mm	20	QPSK 1RB_1	354000/1770	1:1	0.131	-0.06	24.33	25.00	1.167	0.153	22.3
Bottom side -15mm	20	QPSK 1RB_1	354000/1770	1:1	0.663	-0.02	24.33	25.00	1.167	**0.774**	22.3
Hotspot Test data 50%RB Sensor off											

Unless otherwise agreed in writing, this document is issued by the Company subject to its General Conditions of Service printed overleaf, available on request or accessible at http://www.sgs.com/en/Terms-and-Conditions.aspx and, for electronic format documents, subject to Terms and Conditions for Electronic Documents at http://www.sgs.com/en/Terms-and-Conditions/Terms-e-Document.aspx. Attention is drawn to the limitation of liability, indemnification and jurisdiction issues defined therein. Any holder of this document is advised that information contained hereon reflects the Company's findings at the time of its intervention only and within the limits of Client's instructions, if any. The Company's sole responsibility is to its Client and this document does not exonerate parties to a transaction from exercising all their rights and obligations under the transaction documents. This document cannot be reproduced except in full, without prior written approval of the Company. Any unauthorized alteration, forgery or falsification of the content or appearance of this document is unlawful and offenders may be prosecuted to the fullest extent of the law. Unless otherwise stated the results shown in this test report refer only to the sample(s) tested and such sample(s) are retained for 30 days only.
Attention: To check the authenticity of testing /inspection report & certificate, please contact us at telephone: (86-755) 8307 1443, or email: CN.Doccheck@sgs.com

Front side-15mm	20	QPSK 50RB_28	344000/1720	1:1	0.291	-0.05	24.27	25.00	1.183	0.344	22.3
Back side-15mm	20	QPSK 50RB_28	344000/1720	1:1	0.456	-0.03	24.27	25.00	1.183	0.539	22.3
Left side-10mm	20	QPSK 50RB_28	344000/1720	1:1	0.063	0.14	24.27	25.00	1.183	0.075	22.3
Right side-10mm	20	QPSK 50RB_28	344000/1720	1:1	0.119	0.11	24.27	25.00	1.183	0.141	22.3
Bottom side -15mm	20	QPSK 50RB_28	344000/1720	1:1	0.651	-0.13	24.27	25.00	1.183	0.770	22.3
Ant4 Test Record											
Test position	**BW.**	**Test mode**	**Test ch./Freq.**	**Duty Cycle**	**SAR (W/kg) 1-g**	**Power Drift (dB)**	**Conducted Power (dBm)**	**Tune up Limit (dBm)**	**Scaled factor**	**Scaled SAR (W/kg)**	**Liquid Temp**
Head Test Data(1RB)											
Left cheek	20	QPSK 1RB_49	344000/1720	1:1	0.164	-0.07	23.15	24.50	1.365	0.224	22.1
Left tilted	20	QPSK 1RB_49	344000/1720	1:1	0.214	-0.09	23.15	24.50	1.365	0.292	22.1
Right cheek	20	QPSK 1RB_49	344000/1720	1:1	0.247	-0.16	23.15	24.50	1.365	0.337	22.1
Right tilted	20	QPSK 1RB_49	344000/1720	1:1	0.268	-0.09	23.15	24.50	1.365	0.366	22.1
Head Test Data(50%RB)											
Left cheek	20	QPSK 25RB_26	349000/1745	1:1	0.175	0.08	23.18	24.50	1.355	0.237	22.1
Left tilted	20	QPSK 25RB_26	349000/1745	1:1	0.211	0.11	23.18	24.50	1.355	0.286	22.1
Right cheek	20	QPSK 25RB_26	349000/1745	1:1	0.256	0.04	23.18	24.50	1.355	0.347	22.1
Right tilted	20	QPSK 25RB_26	349000/1745	1:1	0.271	-0.05	23.18	24.50	1.355	**0.367**	22.1
Body worn Test data(Separate 10mm 1RB)											
Front side	20	QPSK 1RB_49	344000/1720	1:1	0.052	-0.01	23.15	24.50	1.365	0.071	22.3
Back side	20	QPSK 1RB_49	344000/1720	1:1	0.092	-0.10	23.15	24.50	1.365	0.126	22.3
Body worn Test data (Separate 10mm 50%RB)											
Front side	20	QPSK 25RB_26	349000/1745	1:1	0.055	0.04	23.18	24.50	1.355	0.075	22.3
Back side	20	QPSK 25RB_26	349000/1745	1:1	0.099	0.02	23.18	24.50	1.355	**0.134**	22.3
Hotspot Test data(Separate 10mm 1RB) Sensor on											
Front side	20	QPSK 1RB_49	344000/1720	1:1	0.052	-0.01	23.15	24.50	1.365	0.071	22.3
Back side	20	QPSK 1RB_49	344000/1720	1:1	0.092	-0.10	23.15	24.50	1.365	0.126	22.3
Left side	20	QPSK 1RB_49	344000/1720	1:1	0.013	-0.08	23.15	24.50	1.365	0.018	22.3
Right side	20	QPSK 1RB_49	344000/1720	1:1	0.016	0.01	23.15	24.50	1.365	0.022	22.3
Top side	20	QPSK 1RB_49	344000/1720	1:1	0.086	-0.13	23.15	24.50	1.365	0.117	22.3
Hotspot Test data(Separate 10mm 50%RB) Sensor on											
Front side	20	QPSK 25RB_26	349000/1745	1:1	0.055	0.04	23.18	24.50	1.355	0.075	22.3
Back side	20	QPSK 25RB_26	349000/1745	1:1	0.099	0.02	23.18	24.50	1.355	0.134	22.3
Left side	20	QPSK 25RB_26	349000/1745	1:1	0.016	-0.06	23.18	24.50	1.355	0.022	22.3
Right side	20	QPSK 25RB_26	349000/1745	1:1	0.019	-0.05	23.18	24.50	1.355	0.026	22.3
Top side	20	QPSK 25RB_26	349000/1745	1:1	0.117	0.02	23.18	24.50	1.355	**0.159**	22.3
Ant1 Test Record											
Head Test data at the worst case with Battery2#											
Right cheek	20	QPSK 1RB_1	354000/1770	1:1	0.081	0.01	24.33	25.00	1.167	0.095	22.1
Body worn Test data at the worst case with Battery2#											
Back side	20	QPSK 1RB_1	354000/1770	1:1	0.491	0.05	24.33	25.00	1.167	0.573	22.3
Hotspot Test data at the worst case with Battery2#											

Unless otherwise agreed in writing, this document is issued by the Company subject to its General Conditions of Service printed overleaf, available on request or accessible at http://www.sgs.com/en/Terms-and-Conditions.aspx and, for electronic format documents, subject to Terms and Conditions for Electronic Documents at http://www.sgs.com/en/Terms-and-Conditions/Terms-e-Document.aspx. Attention is drawn to the limitation of liability, indemnification and jurisdiction issues defined therein. Any holder of this document is advised that information contained hereon reflects the Company's findings at the time of its intervention only and within the limits of Client's instructions, if any. The Company's sole responsibility is to its Client and this document does not exonerate parties to a transaction from exercising all their rights and obligations under the transaction documents. This document cannot be reproduced except in full, without prior written approval of the Company. Any unauthorized alteration, forgery or falsification of the content or appearance of this document is unlawful and offenders may be prosecuted to the fullest extent of the law. Unless otherwise stated the results shown in this test report refer only to the sample(s) tested and such sample(s) are retained for 30 days only.
Attention: To check the authenticity of testing /inspection report & certificate, please contact us at telephone: (86-755) 8307 1443, or email: CN.Doccheck@sgs.com

Bottom side -15mm	20	QPSK 1RB_1	354000/1770	1:1	0.651	0.08	24.33	25.00	1.167	0.760	22.3
Ant1 Test Record											
Head Test data at the worst case with Battery2#											
Right tilted	20	QPSK 25RB_26	349000/1745	1:1	0.261	0.07	23.18	24.50	1.355	0.354	22.1
Body worn Test data at the worst case with Battery2#											
Back side	20	QPSK 25RB_26	349000/1745	1:1	0.091	0.01	23.18	24.50	1.355	0.123	22.3
Hotspot Test data at the worst case with Battery2#											
Top side	20	QPSK 25RB_26	349000/1745	1:1	0.102	0.02	23.18	24.50	1.355	0.138	22.3

Table 28：SAR of 5G NR n66 for Head and Body (Original report: AR/2021/1000808).

Unless otherwise agreed in writing, this document is issued by the Company subject to its General Conditions of Service printed overleaf, available on request or accessible at http://www.sgs.com/en/Terms-and-Conditions.aspx and, for electronic format documents, subject to Terms and Conditions for Electronic Documents at http://www.sgs.com/en/Terms-and-Conditions/Terms-e-Document.aspx. Attention is drawn to the limitation of liability, indemnification and jurisdiction issues defined therein. Any holder of this document is advised that information contained hereon reflects the Company's findings at the time of its intervention only and within the limits of Client's instructions, if any. The Company's sole responsibility is to its Client and this document does not exonerate parties to a transaction from exercising all their rights and obligations under the transaction documents. This document cannot be reproduced except in full, without prior written approval of the Company. Any unauthorized alteration, forgery or falsification of the content or appearance of this document is unlawful and offenders may be prosecuted to the fullest extent of the law. Unless otherwise stated the results shown in this test report refer only to the sample(s) tested and such sample(s) are retained for 30 days only.
Attention: To check the authenticity of testing /inspection report & certificate, please contact us at telephone: (86-755) 8307 1443, or email: CN.Doccheck@sgs.com

SGS-CSTC Standards Technical Services Co.,Ltd.
Shenzhen Branch Testing Center LLC Laboratory
No.1 Workshop, M-10, Middle Section, Science & Technology Park, Shenzhen, China 518057 t (86-755) 26012053 f (86-755) 26710594 www.sgsgroup.com.cn
中国·深圳·科技园中区M-10栋一号厂房 邮编: 518057 t (86-755) 26012053 f (86-755) 26710594 sgs.china@sgs.com

8.3.2 SAR Result of 5G NR n77

5G NR N77 SAR Test Record											
Ant2 Test Record											
Test position	BW.	Test mode	Test ch./Freq.	Duty Cycle	SAR (W/kg) 1-g	Power Drift (dB)	Conducted Power (dBm)	Tune up Limit (dBm)	Scaled factor	Scaled SAR (W/kg)	Liquid Temp
Head Test Data(1RB)											
Left cheek	100	QPSK 1RB_137	652400/3786	1:1	0.117	0.14	16.71	17.00	1.069	0.125	22.1
Left tilted	100	QPSK 1RB_137	652400/3786	1:1	0.136	0.09	16.71	17.00	1.069	0.145	22.1
Right cheek	100	QPSK 1RB_137	652400/3786	1:1	0.640	0.10	16.71	17.00	1.069	0.684	22.1
Right tilted	100	QPSK 1RB_137	652400/3786	1:1	0.246	0.03	16.71	17.00	1.069	0.263	22.1
Right cheek	100	QPSK 1RB_137	650000/3750	1:1	0.425	0.11	16.70	17.00	1.072	0.455	22.1
Right cheek	100	QPSK 1RB_137	654800/3822	1:1	0.673	0.09	16.70	17.00	1.072	0.721	22.1
Right cheek	100	QPSK 1RB_137	657200/3858	1:1	0.636	-0.04	16.64	17.00	1.086	0.691	22.1
Right cheek	100	QPSK 1RB_137	659600/3894	1:1	0.638	0.01	16.60	17.00	1.096	0.700	22.1
Right cheek	100	QPSK 1RB_137	662000/3930	1:1	0.544	-0.15	16.65	17.00	1.084	0.590	22.1
Head Test Data(50%RB)											
Left cheek	100	QPSK 135RB_138	652400/3786	1:1	0.110	0.12	16.77	17.00	1.054	0.116	22.1
Left tilted	100	QPSK 135RB_138	652400/3786	1:1	0.129	-0.13	16.77	17.00	1.054	0.136	22.1
Right cheek	100	QPSK 135RB_138	652400/3786	1:1	0.685	0.01	16.77	17.00	1.054	0.722	22.1
Right tilted	100	QPSK 135RB_138	652400/3786	1:1	0.269	0.07	16.77	17.00	1.054	0.284	22.1
Right cheek	100	QPSK 135RB_138	650000/3750	1:1	0.514	0.07	16.73	17.00	1.064	0.547	22.1
Right cheek	100	QPSK 135RB_138	654800/3822	1:1	0.690	-0.03	16.73	17.00	1.064	**0.734**	22.1
Right cheek	100	QPSK 135RB_138	657200/3858	1:1	0.672	-0.07	16.71	17.00	1.069	0.718	22.1
Right cheek	100	QPSK 135RB_138	659600/3894	1:1	0.591	0.07	16.72	17.00	1.067	0.630	22.1
Right cheek	100	QPSK 135RB_138	662000/3930	1:1	0.437	0.02	16.66	17.00	1.081	0.473	22.1
Body worn Test data(Separate 10mm 1RB)											
Front side	100	QPSK 1RB_137	652400/3786	1:1	0.165	0.06	18.04	18.50	1.112	0.183	22.1
Back side	100	QPSK 1RB_137	652400/3786	1:1	0.435	0.15	18.04	18.50	1.112	0.484	22.1
Body worn Test data(Separate 10mm 50%RB)											
Front side	100	QPSK 135RB_138	652400/3786	1:1	0.179	0.06	18.19	18.50	1.074	0.192	22.1
Back side	100	QPSK 135RB_138	652400/3786	1:1	0.431	0.02	18.19	18.50	1.074	**0.463**	22.1
Hotspot Test data (Separate 10mm 1RB)											
Front side	100	QPSK 1RB_137	652400/3786	1:1	0.165	0.06	18.04	18.50	1.112	0.183	22.3
Back side	100	QPSK 1RB_137	652400/3786	1:1	0.435	0.15	18.04	18.50	1.112	0.484	22.3
Left side	100	QPSK 1RB_137	652400/3786	1:1	0.642	-0.11	18.04	18.50	1.112	0.714	22.3
Left side	100	QPSK 1RB_137	650000/3750	1:1	0.462	0.01	18.00	18.50	1.122	0.518	22.3
Left side	100	QPSK 1RB_137	654800/3822	1:1	0.776	0.06	18.01	18.50	1.119	0.869	22.3
Left side	100	QPSK 1RB_137	657200/3858	1:1	0.712	0.16	18.01	18.50	1.119	0.797	22.3
Left side	100	QPSK 1RB_137	659600/3894	1:1	0.543	-0.08	18.03	18.50	1.114	0.605	22.3
Left side	100	QPSK 1RB_137	662000/3930	1:1	0.412	-0.11	18.00	18.50	1.122	0.462	22.3
Hotspot Test data (Separate 10mm 1RB) Sensor on											
Top side	100	QPSK 1RB_137	662000/3930	1:1	0.061	0.03	16.45	16.50	1.012	0.062	22.3
Hotspot Test data (Separate 15mm 1RB) Sensor off											
Top side	100	QPSK 1RB_137	659600/3894	1:1	0.329	-0.15	26.50	27.00	1.122	0.369	22.3
Hotspot Test data (Separate 10mm 50%RB)											
Front side	100	QPSK 135RB_138	652400/3786	1:1	0.179	0.06	18.19	18.50	1.074	0.192	22.3
Back side	100	QPSK 135RB_138	652400/3786	1:1	0.431	0.02	18.19	18.50	1.074	0.463	22.3
Left side	100	QPSK 135RB_138	652400/3786	1:1	0.651	-0.10	18.19	18.50	1.074	0.699	22.3
Left side	100	QPSK 135RB_138	650000/3750	1:1	0.477	0.02	18.14	18.50	1.086	0.518	22.3
Left side	100	QPSK 135RB_138	654800/3822	1:1	0.832	-0.10	18.13	18.50	1.089	**0.906**	22.3
Left side-Repeated	100	QPSK 135RB_138	654800/3822	1:1	0.825	-0.10	18.13	18.50	1.089	0.898	22.3

Unless otherwise agreed in writing, this document is issued by the Company subject to its General Conditions of Service printed overleaf, available on request or accessible at http://www.sgs.com/en/Terms-and-Conditions.aspx and, for electronic format documents, subject to Terms and Conditions for Electronic Documents at http://www.sgs.com/en/Terms-and-Conditions/Terms-e-Document.aspx. Attention is drawn to the limitation of liability, indemnification and jurisdiction issues defined therein. Any holder of this document is advised that information contained hereon reflects the Company's findings at the time of its intervention only and within the limits of Client's instructions, if any. The Company's sole responsibility is to its Client and this document does not exonerate parties to a transaction from exercising all their rights and obligations under the transaction documents. This document cannot be reproduced except in full, without prior written approval of the Company. Any unauthorized alteration, forgery or falsification of the content or appearance of this document is unlawful and offenders may be prosecuted to the fullest extent of the law. Unless otherwise stated the results shown in this test report refer only to the sample(s) tested and such sample(s) are retained for 30 days only.
Attention: To check the authenticity of testing /inspection report & certificate, please contact us at telephone: (86-755) 8307 1443, or email: CN.Doccheck@sgs.com

Left side	100	QPSK 135RB_138	657200/3858	1:1	0.732	0.04	18.15	18.50	1.084	0.793	22.3
Left side	100	QPSK 135RB_138	659600/3894	1:1	0.566	0.15	18.05	18.50	1.109	0.628	22.3
Left side	100	QPSK 135RB_138	662000/3930	1:1	0.424	0.06	18.10	18.50	1.096	0.465	22.3
Hotspot Test data (Separate 10mm 50%RB) Sensor on											
Top side	100	QPSK 135RB_69	652400/3786	1:1	0.061	0.02	16.40	16.50	1.023	0.062	22.3
Hotspot Test data (Separate 15mm 50%RB) Sensor off											
Top side	100	QPSK 135RB_69	659600/3894	1:1	0.329	-0.01	26.74	27.00	1.062	0.349	22.3
Hotspot Test data (Separate 10mm 100%RB)											
Left side	100	QPSK 270RB_0	654800/3822	1:1	0.756	0.03	18.01	18.50	1.119	0.846	22.3
Ant2 Test Record											
Head Test data at the worst case with Battery2#											
Right cheek	100	QPSK 135RB_138	654800/3822	1:1	0.677	0.02	16.73	17.00	1.064	0.720	22.1
Body worn Test data at the worst case with Battery2#											
Back side	100	QPSK 135RB_138	652400/3786	1:1	0.405	0.01	18.19	18.50	1.074	0.435	22.1
Hotspot Test data at the worst case with Battery2#											
Left side	100	QPSK 135RB_138	654800/3822	1:1	0.803	0.05	18.13	18.50	1.089	0.874	22.3

Table 29：SAR of 5G NR n77 for Head and Body (Original report: AR/2021/1000808).

Unless otherwise agreed in writing, this document is issued by the Company subject to its General Conditions of Service printed overleaf, available on request or accessible at http://www.sgs.com/en/Terms-and-Conditions.aspx and, for electronic format documents, subject to Terms and Conditions for Electronic Documents at http://www.sgs.com/en/Terms-and-Conditions/Terms-e-Document.aspx. Attention is drawn to the limitation of liability, indemnification and jurisdiction issues defined therein. Any holder of this document is advised that information contained hereon reflects the Company's findings at the time of its intervention only and within the limits of Client's instructions, if any. The Company's sole responsibility is to its Client and this document does not exonerate parties to a transaction from exercising all their rights and obligations under the transaction documents. This document cannot be reproduced except in full, without prior written approval of the Company. Any unauthorized alteration, forgery or falsification of the content or appearance of this document is unlawful and offenders may be prosecuted to the fullest extent of the law. Unless otherwise stated the results shown in this test report refer only to the sample(s) tested and such sample(s) are retained for 30 days only.
Attention: To check the authenticity of testing /inspection report & certificate, please contact us at telephone: (86-755) 8307 1443, or email: CN.Doccheck@sgs.com

SGS-CSTC Standards Technical Services Co., Ltd. Shenzhen Branch
No.1 Workshop, M-10, Middle Section, Science & Technology Park, Shenzhen, China 518057 t (86-755) 26012053 f (86-755) 26710594 www.sgsgroup.com.cn
中国·深圳·科技园中区M-10栋一号厂房 邮编: 518057 t (86-755) 26012053 f (86-755) 26710594 sgs.china@sgs.com

8.3.1 SAR Result of 5G NR n78

5G NR N78 SAR Test Record											
Ant2 Test Record											
Test position	BW.	Test mode	Test ch./Freq.	Duty Cycle	SAR (W/kg) 1-g	Power Drift (dB)	Conducted Power (dBm)	Tune up Limit (dBm)	Scaled factor	Scaled SAR (W/kg)	Liquid Temp
Head Test Data(1RB)											
Left cheek	100	QPSK 1RB_137	650000/3750	1:1	0.144	-0.07	16.88	18.50	1.452	0.209	22.1
Left tilted	100	QPSK 1RB_137	650000/3750	1:1	0.170	0.09	16.88	18.50	1.452	0.247	22.1
Right cheek	100	QPSK 1RB_137	650000/3750	1:1	0.459	-0.07	16.88	18.50	1.452	0.667	22.1
Right tilted	100	QPSK 1RB_137	650000/3750	1:1	0.209	-0.05	16.88	18.50	1.452	0.303	22.1
Head Test Data(50%RB)											
Left cheek	100	QPSK 135RB_138	650000/3750	1:1	0.147	-0.10	16.79	18.50	1.483	0.218	22.1
Left tilted	100	QPSK 135RB_138	650000/3750	1:1	0.166	0.08	16.79	18.50	1.483	0.246	22.1
Right cheek	100	QPSK 135RB_138	650000/3750	1:1	0.469	0.07	16.76	18.50	1.493	**0.700**	22.1
Right tilted	100	QPSK 135RB_138	650000/3750	1:1	0.254	0.12	16.79	18.50	1.483	0.377	22.1
Body worn Test data(Separate 10mm 1RB)											
Front side	100	QPSK 1RB_137	650000/3750	1:1	0.192	-0.08	20.57	21.50	1.239	0.238	22.1
Back side	100	QPSK 1RB_137	650000/3750	1:1	0.524	0.01	20.57	21.50	1.239	0.649	22.1
Body worn Test data(Separate 10mm 50%RB)											
Front side	100	QPSK 135RB_138	650000/3750	1:1	0.209	0.18	20.36	21.50	1.300	0.272	22.1
Back side	100	QPSK 135RB_138	650000/3750	1:1	0.572	-0.02	20.36	21.50	1.300	**0.744**	22.1
Hotspot Test data (Separate 10mm 1RB)											
Front side	100	QPSK 1RB_137	650000/3750	1:1	0.192	-0.08	20.57	21.50	1.239	0.238	22.3
Back side	100	QPSK 1RB_137	650000/3750	1:1	0.524	0.01	20.57	21.50	1.239	0.649	22.3
Left side	100	QPSK 1RB_137	650000/3750	1:1	0.644	0.13	20.57	21.50	1.239	0.798	22.3
Hotspot Test data (Separate 10mm 1RB) Sensor on											
Top side	100	QPSK 1RB_1	650000/3750	1:1	0.090	0.02	15.39	16.00	1.151	0.104	22.3
Hotspot Test data (Separate 15mm 1RB) Sensor off											
Top side	100	QPSK 1RB_137	650000/3750	1:1	0.460	0.14	26.73	27.00	1.064	0.490	22.3
Hotspot Test data (Separate 10mm 50%RB)											
Front side	100	QPSK 135RB_138	650000/3750	1:1	0.209	0.18	20.51	21.50	1.256	0.263	22.3
Back side	100	QPSK 135RB_138	650000/3750	1:1	0.572	-0.02	20.51	21.50	1.256	0.718	22.3
Left side	100	QPSK 135RB_138	650000/3750	1:1	0.752	0.08	20.51	21.50	1.256	**0.945**	22.3
Hotspot Test data (Separate 10mm 50%RB) Sensor on											
Top side	100	QPSK 135RB_0	650000/3750	1:1	0.090	0.03	14.77	16.00	1.327	0.119	22.3
Hotspot Test data (Separate 15mm 50%RB) Sensor off											
Top side	100	QPSK 135RB_69	650000/3750	1:1	0.460	-0.11	26.85	27.00	1.035	0.476	22.3
Hotspot Test data (Separate 10mm 100%RB)											
Left side	100	QPSK 270RB_0	650000/3750	1:1	0.716	0.01	20.35	21.50	1.303	0.933	22.3
Ant2 Test Record											
Head Test data at the worst case with Battery2#											
Right cheek	100	QPSK 135RB_138	650000/3750	1:1	0.441	0.01	16.76	18.50	1.493	0.658	22.1
Body worn Test data at the worst case with Battery2#											
Back side	100	QPSK 135RB_138	650000/3750	1:1	0.548	0.08	20.36	21.50	1.300	0.712	22.1
Hotspot Test data at the worst case with Battery2#											
Left side	100	QPSK 135RB_138	650000/3750	1:1	0.728	0.18	20.51	21.50	1.256	0.914	22.3

Table 30：SAR of 5G NR n78 for Head and Body (Original report: AR/2021/1000808).

Unless otherwise agreed in writing, this document is issued by the Company subject to its General Conditions of Service printed overleaf, available on request or accessible at http://www.sgs.com/en/Terms-and-Conditions.aspx and, for electronic format documents, subject to Terms and Conditions for Electronic Documents at http://www.sgs.com/en/Terms-and-Conditions/Terms-e-Document.aspx. Attention is drawn to the limitation of liability, indemnification and jurisdiction issues defined therein. Any holder of this document is advised that information contained hereon reflects the Company's findings at the time of its intervention only and within the limits of Client's instructions, if any. The Company's sole responsibility is to its Client and this document does not exonerate parties to a transaction from exercising all their rights and obligations under the transaction documents. This document cannot be reproduced except in full, without prior written approval of the Company. Any unauthorized alteration, forgery or falsification of the content or appearance of this document is unlawful and offenders may be prosecuted to the fullest extent of the law. Unless otherwise stated the results shown in this test report refer only to the sample(s) tested and such sample(s) are retained for 30 days only.
Attention: To check the authenticity of testing /inspection report & certificate, please contact us at telephone: (86-755) 8307 1443, or email: CN.Doccheck@sgs.com
SGS-CSTC Standards Technical Services Co., Ltd. Shenzhen Branch
No.1 Workshop, M-10, Middle Section, Science & Technology Park, Shenzhen, China 518057 t (86-755) 26012053 f (86-755) 26710594 www.sgsgroup.com.cn
中国·深圳·科技园中区M-10栋一号厂房 邮编: 518057 t (86-755) 26012053 f (86-755) 26710594 sgs.china@sgs.com
Member of the SGS Group (SGS SA)

8.3.2 SAR Result of WIFI 2.4G

Ant 7 Test Record											
Test position	Test mode	Test Ch./Freq.	Duty Cycle	Duty Cycle Scaled factor	SAR (W/kg)1-g	Power drift(dB)	Conducted power(dBm)	Tune up Limit(dBm)	Scaled factor	Scaled SAR(W/kg)	Liquid Temp.
Head Test data											
Left cheek	802.11b	1/2412	99.61%	1.004	0.424	0.04	17.97	19.00	1.268	**0.540**	22
Left tilted	802.11b	1/2412	99.61%	1.004	0.328	-0.13	17.97	19.00	1.268	0.417	22
Right cheek	802.11b	1/2412	99.61%	1.004	0.152	0.02	17.97	19.00	1.268	0.193	22
Right tilted	802.11b	1/2412	99.61%	1.004	0.126	-0.03	17.97	19.00	1.268	0.160	22
Body worn Test data(Separate 10mm)											
Front side	802.11b	1/2412	99.61%	1.004	0.082	0.02	17.97	19.00	1.268	0.104	22
Back side	802.11b	1/2412	99.61%	1.004	0.129	0.05	17.97	19.00	1.268	**0.164**	22
Hotspot Test data (Separate 10mm)											
Front side	802.11b	1/2412	99.61%	1.004	0.082	0.02	17.97	19.00	1.268	0.104	22
Back side	802.11b	1/2412	99.61%	1.004	0.129	0.05	17.97	19.00	1.268	**0.164**	22
Left side	802.11b	1/2412	99.61%	1.004	0.016	0.09	17.97	19.00	1.268	0.020	22
Right side	802.11b	1/2412	99.61%	1.004	0.094	0.05	17.97	19.00	1.268	0.120	22
Top side	802.11b	1/2412	99.61%	1.004	0.088	0.06	17.97	19.00	1.268	0.112	22
Ant7 Test Record											
Head Test data at the worst case with Battery2#											
Left cheek	802.11b	1/2412	99.61%	1.004	0.418	0.01	17.97	19.00	1.268	0.532	22
Body worn Test data at the worst case with Battery2#											
Back side	802.11b	1/2412	99.61%	1.004	0.122	0.09	17.97	19.00	1.268	0.155	22
Hotspot Test data at the worst case with Battery2#											
Back side	802.11b	1/2412	99.61%	1.004	0.122	0.09	17.97	19.00	1.268	0.155	22

Table 31：SAR of WIFI 2.4G for Head and Body (Original report: AR/2021/1000808).

Unless otherwise agreed in writing, this document is issued by the Company subject to its General Conditions of Service printed overleaf, available on request or accessible at http://www.sgs.com/en/Terms-and-Conditions.aspx and, for electronic format documents, subject to Terms and Conditions for Electronic Documents at http://www.sgs.com/en/Terms-and-Conditions/Terms-e-Document.aspx. Attention is drawn to the limitation of liability, indemnification and jurisdiction issues defined therein. Any holder of this document is advised that information contained hereon reflects the Company's findings at the time of its intervention only and within the limits of Client's instructions, if any. The Company's sole responsibility is to its Client and this document does not exonerate parties to a transaction from exercising all their rights and obligations under the transaction documents. This document cannot be reproduced except in full, without prior written approval of the Company. Any unauthorized alteration, forgery or falsification of the content or appearance of this document is unlawful and offenders may be prosecuted to the fullest extent of the law. Unless otherwise stated the results shown in this test report refer only to the sample(s) tested and such sample(s) are retained for 30 days only.
Attention: To check the authenticity of testing /inspection report & certificate, please contact us at telephone: (86-755) 8307 1443, or email: CN.Doccheck@sgs.com

SGS-CSTC Standards Technical Services Co., Ltd. Shenzhen Branch
No.1 Workshop, M-10, Middle Section, Science & Technology Park, Shenzhen, China 518057 t (86-755) 26012053 f (86-755) 26710594 www.sgsgroup.com.cn
中国·深圳·科技园中区M-10栋一号厂房 邮编: 518057 t (86-755) 26012053 f (86-755) 26710594 sgs.china@sgs.com

8.3.3 SAR Result of WIFI 5G

Ant7 Test Record											
Test position	**Test mode**	**Test Ch./Freq.**	**Duty Cycle**	**Duty Cycle Scaled factor**	**SAR (W/kg)1-g**	**Power drift(dB)**	**Conducted power(dBm)**	**Tune up Limit(dBm)**	**Scaled factor**	**Scaled SAR(W/kg)**	**Liquid Temp.**
Head Test data of U-NII-2A											
Left cheek	802.11a	64/5320	97.27%	1.028	0.465	0.13	15.10	16.00	1.230	0.588	22.2
Left tilted	802.11a	64/5320	97.27%	1.028	0.652	0.03	15.10	16.00	1.230	**0.825**	22.2
Right cheek	802.11a	64/5320	97.27%	1.028	0.341	0.18	15.10	16.00	1.230	0.431	22.2
Right tilted	802.11a	64/5320	97.27%	1.028	0.408	-0.15	15.10	16.00	1.230	0.516	22.2
Left tilted	802.11a	52/5260	97.27%	1.028	0.557	-0.06	14.61	16.00	1.377	0.789	22.2
Head Test data of U-NII-2C											
Left cheek	802.11a	116/5580	97.27%	1.028	0.474	-0.15	13.22	14.00	1.197	0.583	22.2
Left tilted	802.11a	116/5580	97.27%	1.028	0.619	0.10	13.22	14.00	1.197	0.762	22.2
Right cheek	802.11a	116/5580	97.27%	1.028	0.337	0.14	13.22	14.00	1.197	0.415	22.2
Right tilted	802.11a	116/5580	97.27%	1.028	0.369	-0.02	13.22	14.00	1.197	0.454	22.2
Head Test data of U-NII-3											
Left cheek	802.11a	149/5745	97.27%	1.028	0.452	-0.08	12.76	14.00	1.330	0.618	22.2
Left tilted	802.11a	149/5745	97.27%	1.028	0.588	-0.03	12.76	14.00	1.330	0.804	22.2
Right cheek	802.11a	149/5745	97.27%	1.028	0.353	-0.14	12.76	14.00	1.330	0.483	22.2
Right tilted	802.11a	149/5745	97.27%	1.028	0.454	0.17	12.76	14.00	1.330	0.621	22.2
Left tilted	802.11a	157/5785	97.27%	1.028	0.602	-0.18	12.76	14.00	1.330	0.823	22.2
Body worn Test data of U-NII-2A(Separate 10mm)											
Front side	802.11a	64/5320	97.27%	1.028	0.146	-0.08	16.23	18.00	1.503	0.226	22.2
Back side	802.11a	64/5320	97.27%	1.028	0.295	-0.07	16.23	18.00	1.503	0.456	22.2
Body worn Test data of U-NII-2C(Separate 10mm)											
Front side	802.11a	116/5580	97.27%	1.028	0.131	-0.01	13.22	15.00	1.507	0.203	22.2
Back side	802.11a	116/5580	97.27%	1.028	0.312	0.00	13.22	15.00	1.507	0.483	22.2
Body worn Test data of U-NII-3(Separate 10mm)											
Front side	802.11a	149/5745	97.27%	1.028	0.253	-0.06	16.36	18.00	1.459	0.379	22.2
Back side	802.11a	149/5745	97.27%	1.028	0.572	0.04	16.36	18.00	1.459	**0.858**	22.2
Back side	802.11a	165/5825	97.27%	1.028	0.551	0.04	16.35	18.00	1.462	0.828	22.2
Hotspot Test data of U-NII-1(Separate 10mm)											
Front side	802.11a	44/5220	97.27%	1.028	0.126	-0.16	16.32	18.00	1.472	0.191	22.2
Back side	802.11a	44/5220	97.27%	1.028	0.264	0.17	16.32	18.00	1.472	0.400	22.2
Right side	802.11a	44/5220	97.27%	1.028	0.067	-0.05	16.32	18.00	1.472	0.101	22.2
Top side	802.11a	44/5220	97.27%	1.028	0.332	0.06	16.32	18.00	1.472	0.503	22.2
Hotspot Test data of U-NII-3 (Separate 10mm)											
Front side	802.11a	149/5745	97.27%	1.028	0.253	0.02	16.36	18.00	1.459	0.379	22.2
Back side	802.11a	149/5745	97.27%	1.028	0.572	0.04	16.36	18.00	1.459	0.858	22.2
Back side	802.11a	165/5825	97.27%	1.028	0.551	0.04	16.35	18.00	1.462	0.828	22.2
Right side	802.11a	149/5745	97.27%	1.028	0.161	0.10	16.36	18.00	1.459	0.241	22.2
Top side	802.11a	149/5745	97.27%	1.028	0.647	-0.02	16.36	18.00	1.459	**0.970**	22.2
Top side	802.11a	165/5825	97.27%	1.028	0.615	0.03	16.35	18.00	1.462	0.924	22.2
Test position	**Test mode**	**Test Ch./Freq.**	**Duty Cycle**	**Duty Cycle Scaled factor**	**SAR (W/kg)10-g**	**Power drift(dB)**	**Conducted power(dBm)**	**Tune up Limit(dBm)**	**Scaled factor**	**Scaled SAR(W/kg)**	**Liquid Temp.**
Product specific 10g SAR Test data of U-NII-2A(Separate 0mm)											
Front side	802.11a	64/5320	97.27%	1.028	0.301	0.03	16.23	18.00	1.503	0.465	22.2
Back side	802.11a	64/5320	97.27%	1.028	0.501	0.17	16.23	18.00	1.503	0.774	22.2
Right side	802.11a	64/5320	97.27%	1.028	0.087	0.12	16.23	18.00	1.503	0.134	22.2
Top side	802.11a	64/5320	97.27%	1.028	0.768	0.04	16.23	18.00	1.503	**1.187**	22.2

Unless otherwise agreed in writing, this document is issued by the Company subject to its General Conditions of Service printed overleaf, available on request or accessible at http://www.sgs.com/en/Terms-and-Conditions.aspx and, for electronic format documents, subject to Terms and Conditions for Electronic Documents at http://www.sgs.com/en/Terms-and-Conditions/Terms-e-Document.aspx. Attention is drawn to the limitation of liability, indemnification and jurisdiction issues defined therein. Any holder of this document is advised that information contained hereon reflects the Company's findings at the time of its intervention only and within the limits of Client's instructions, if any. The Company's sole responsibility is to its Client and this document does not exonerate parties to a transaction from exercising all their rights and obligations under the transaction documents. This document cannot be reproduced except in full, without prior written approval of the Company. Any unauthorized alteration, forgery or falsification of the content or appearance of this document is unlawful and offenders may be prosecuted to the fullest extent of the law. Unless otherwise stated the results shown in this test report refer only to the sample(s) tested and such sample(s) are retained for 30 days only.
Attention: To check the authenticity of testing /inspection report & certificate, please contact us at telephone: (86-755) 8307 1443, or email: CN.Doccheck@sgs.com
SGS-CSTC Standards Technical Services Co., Ltd. Shenzhen Branch EMC Laboratory
No.1 Workshop, M-10, Middle Section, Science & Technology Park, Shenzhen, China 518057 t (86-755) 26012053 f (86-755) 26710594 www.sgsgroup.com.cn
中国·深圳·科技园中区M-10栋一号厂房 邮编: 518057 t (86-755) 26012053 f (86-755) 26710594 sgs.china@sgs.com
Member of the SGS Group (SGS SA)

Product specific 10g SAR Test data of U-NII-2C(Separate 0mm)											
Front side	802.11a	116/5580	97.27%	1.028	0.302	0.16	13.22	15.00	1.507	0.468	22.2
Back side	802.11a	116/5580	97.27%	1.028	0.364	0.13	13.22	15.00	1.507	0.564	22.2
Right side	802.11a	116/5580	97.27%	1.028	0.072	0.09	13.22	15.00	1.507	0.112	22.2
Top side	802.11a	116/5580	97.27%	1.028	0.491	-0.13	13.22	15.00	1.507	0.761	22.2
Ant7 Test Record											
Head Test data at the worst case with Battery2#											
Left tilted	802.11a	64/5320	97.27%	1.028	0.644	0.04	15.10	16.00	1.230	0.815	22.2
Body worn Test data at the worst case with Battery2#											
Back side	802.11a	149/5745	97.27%	1.028	0.566	-0.11	16.36	18.00	1.459	0.849	22.2
Hotspot Test data at the worst case with Battery2#											
Top side	802.11a	149/5745	97.27%	1.028	0.641	-0.08	16.36	18.00	1.459	0.961	22.2
Product specific 10g SAR Test data at the worst case with Battery2#											
Top side	802.11a	64/5320	97.27%	1.028	0.756	-0.18	16.23	18.00	1.503	1.168	22.2

Table 32：SAR of WIFI 5G for Head, Body and Product specific 10g SAR (Original report: AR/2021/1000808).

Unless otherwise agreed in writing, this document is issued by the Company subject to its General Conditions of Service printed overleaf, available on request or accessible at http://www.sgs.com/en/Terms-and-Conditions.aspx and, for electronic format documents, subject to Terms and Conditions for Electronic Documents at http://www.sgs.com/en/Terms-and-Conditions/Terms-e-Document.aspx. Attention is drawn to the limitation of liability, indemnification and jurisdiction issues defined therein. Any holder of this document is advised that information contained hereon reflects the Company's findings at the time of its intervention only and within the limits of Client's instructions, if any. The Company's sole responsibility is to its Client and this document does not exonerate parties to a transaction from exercising all their rights and obligations under the transaction documents. This document cannot be reproduced except in full, without prior written approval of the Company. Any unauthorized alteration, forgery or falsification of the content or appearance of this document is unlawful and offenders may be prosecuted to the fullest extent of the law. Unless otherwise stated the results shown in this test report refer only to the sample(s) tested and such sample(s) are retained for 30 days only.
Attention: To check the authenticity of testing /inspection report & certificate, please contact us at telephone: (86-755) 8307 1443, or email: CN.Doccheck@sgs.com

SGS-CSTC Standards Technical Services Co., Ltd. Shenzhen Branch
No.1 Workshop, M-10, Middle Section, Science & Technology Park, Shenzhen, China 518057 t (86-755) 26012053 f (86-755) 26710594 www.sgsgroup.com.cn
中国·深圳·科技园中区M-10栋一号厂房 邮编: 518057 t (86-755) 26012053 f (86-755) 26710594 sgs.china@sgs.com

8.3.4 SAR Result of BT

ANT7 SAR Test Record											
Test position	**Test mode**	**Test Ch./Freq.**	**Duty Cycle**	**Duty Cycle Scaled factor**	**SAR (W/kg) 1-g**	**Power drift (dB)**	**Conducted power (dBm)**	**Tune up Limit (dBm)**	**Scaled factor**	**Scaled SAR (W/kg)**	**Liquid Temp.**
Head Test data											
Left cheek	DH5	39/2441	76.67%	1.304	0.023	0.10	8.21	10.00	1.510	**0.045**	22.0
Left tilted	DH5	39/2441	76.67%	1.304	0.018	0.04	8.21	10.00	1.510	0.036	22.0
Right cheek	DH5	39/2441	76.67%	1.304	0.012	-0.02	8.21	10.00	1.510	0.023	22.0
Right tilted	DH5	39/2441	76.67%	1.304	0.011	-0.05	8.21	10.00	1.510	0.021	22.0
Body worn Test data (Separate 10mm)											
Front side	DH5	39/2441	76.67%	1.304	0.004	0.00	8.21	10.00	1.510	0.008	22.0
Back side	DH5	39/2441	76.67%	1.304	0.007	0.00	8.21	10.00	1.510	**0.013**	22.0
Hotspot Test data (Separate 10mm)											
Front side	DH5	39/2441	76.67%	1.304	0.004	0.00	8.21	10.00	1.510	0.008	22.0
Back side	DH5	39/2441	76.67%	1.304	0.007	0.00	8.21	10.00	1.510	0.013	22.0
Left side	DH5	39/2441	76.67%	1.304	0.001	-0.01	8.21	10.00	1.510	0.002	22.0
Right side	DH5	39/2441	76.67%	1.304	0.007	-0.04	8.21	10.00	1.510	0.013	22.0
Top side	DH5	39/2441	76.67%	1.304	0.005	-0.05	8.21	10.00	1.510	**0.010**	22.0
Ant7 Test Record											
Head Test data at the worst case with Battery2#											
Left cheek	DH5	39/2441	76.67%	1.304	0.021	0.06	8.21	10.00	1.510	0.041	22.0
Body worn Test data at the worst case with Battery2#											
Back side	DH5	39/2441	76.67%	1.304	0.006	0.02	8.21	10.00	1.510	0.012	22.0
Hotspot Test data at the worst case with Battery2#											
Top side	DH5	39/2441	76.67%	1.304	0.005	-0.13	8.21	10.00	1.510	0.010	22.0

Table 33：SAR of BT for Head and Body (Original report: AR/2021/1000808).

Unless otherwise agreed in writing, this document is issued by the Company subject to its General Conditions of Service printed overleaf, available on request or accessible at http://www.sgs.com/en/Terms-and-Conditions.aspx and, for electronic format documents, subject to Terms and Conditions for Electronic Documents at http://www.sgs.com/en/Terms-and-Conditions/Terms-e-Document.aspx. Attention is drawn to the limitation of liability, indemnification and jurisdiction issues defined therein. Any holder of this document is advised that information contained hereon reflects the Company's findings at the time of its intervention only and within the limits of Client's instructions, if any. The Company's sole responsibility is to its Client and this document does not exonerate parties to a transaction from exercising all their rights and obligations under the transaction documents. This document cannot be reproduced except in full, without prior written approval of the Company. Any unauthorized alteration, forgery or falsification of the content or appearance of this document is unlawful and offenders may be prosecuted to the fullest extent of the law. Unless otherwise stated the results shown in this test report refer only to the sample(s) tested and such sample(s) are retained for 30 days only.
Attention: To check the authenticity of testing /inspection report & certificate, please contact us at telephone: (86-755) 8307 1443, or email: CN.Doccheck@sgs.com

SGS-CSTC Standards Technical Services Co., Ltd. Shenzhen Branch
No.1 Workshop, M-10, Middle Section, Science & Technology Park, Shenzhen, China 518057 t (86-755) 26012053 f (86-755) 26710594 www.sgsgroup.com.cn
中国·深圳·科技园中区M-10栋一号厂房 邮编: 518057 t (86-755) 26012053 f (86-755) 26710594 sgs.china@sgs.com

8.4 Multiple Transmitter Evaluation

8.4.1 Simultaneous SAR SAR test evaluation

- **Simultaneous Transmission Possibilities**

NO	Simultaneous TX Combination	Head	Body-worn	Hotspot	Product Specific 10-g (0mm)
1	WWAN+BT	Y	Y	Y	Y
3	WWAN+WIFI 2.4G	Y	Y	Y	Y
4	WWAN+WIFI 5G	Y	Y	Y	Y

Note:
1) The device does not support DTM function.
2) For Wi-Fi 5G, U-NII-2A (5250-5350 MHz) and U-NII-2C (5470-5725 MHz) bands does not support hotspot function.

Unless otherwise agreed in writing, this document is issued by the Company subject to its General Conditions of Service printed overleaf, available on request or accessible at http://www.sgs.com/en/Terms-and-Conditions.aspx and, for electronic format documents, subject to Terms and Conditions for Electronic Documents at http://www.sgs.com/en/Terms-and-Conditions/Terms-e-Document.aspx. Attention is drawn to the limitation of liability, indemnification and jurisdiction issues defined therein. Any holder of this document is advised that information contained hereon reflects the Company's findings at the time of its intervention only and within the limits of Client's instructions, if any. The Company's sole responsibility is to its Client and this document does not exonerate parties to a transaction from exercising all their rights and obligations under the transaction documents. This document cannot be reproduced except in full, without prior written approval of the Company. Any unauthorized alteration, forgery or falsification of the content or appearance of this document is unlawful and offenders may be prosecuted to the fullest extent of the law. Unless otherwise stated the results shown in this test report refer only to the sample(s) tested and such sample(s) are retained for 30 days only.
Attention: To check the authenticity of testing /inspection report & certificate, please contact us at telephone: (86-755) 8307 1443, or email: CN.Doccheck@sgs.com
No.1 Workshop, M-10, Middle Section, Science & Technology Park, Shenzhen, China 518057 t (86-755) 26012053 f (86-755) 26710594 www.sgsgroup.com.cn
中国·深圳·科技园中区M-10栋一号厂房 邮编: 518057 t (86-755) 26012053 f (86-755) 26710594 sgs.china@sgs.com
Member of the SGS Group (SGS SA)

8.4.2 Simultaneous Transmission SAR Summation Scenario

ANT1/ANT2

Test position		Ant1 SARmax (W/kg)																		Ant2 SARmax (W/kg)	
		GSM850	GSM1900	WCDMA B2	WCDMA B4	WCDMA B5	LTE B2	LTE B4	LTE B5	LTE B7	LTE B12	LTE B17	LTE B38	LTE B41	LTE B66	5G NR N7	5G NR N38	5G NR N41	5G NR N66	5G NR N77	5G NR N78
		1																			
Head	Left cheek	0.114	0.015	0.061	0.107	0.218	0.095	0.086	0.211	0.257	0.056	0.058	0.208	0.073	0.095	0.237	0.222	0.292	0.074	0.125	0.218
	Left tilted	0.057	0.004	0.054	0.083	0.102	0.078	0.061	0.111	0.214	0.003	0.002	0.201	0.068	0.072	0.262	0.244	0.289	0.049	0.145	0.247
	Right cheek	0.087	0.068	0.121	0.093	0.157	0.106	0.128	0.165	0.344	0.017	0.016	0.221	0.126	0.148	0.377	0.481	0.493	0.109	0.734	0.700
	Right tilted	0.034	0.006	0.064	0.087	0.087	0.080	0.071	0.082	0.187	0.003	0.001	0.151	0.053	0.080	0.169	0.121	0.172	0.043	0.284	0.377
Body-worn	Front	0.084	0.116	0.335	0.376	0.180	0.491	0.461	0.180	0.296	0.086	0.085	0.276	0.368	0.430	0.403	0.422	0.450	0.364	0.192	0.272
	Back	0.100	0.201	0.659	1.057	0.249	0.719	0.583	0.215	0.490	0.095	0.095	0.592	0.574	0.548	0.666	0.539	0.686	0.576	0.484	0.744
Hotspot	Front	0.110	0.169	0.335	0.376	0.180	0.388	0.461	0.180	0.296	0.086	0.085	0.276	0.368	0.430	0.403	0.422	0.450	0.364	0.192	0.263
	Back	0.124	0.282	0.659	1.057	0.249	0.676	0.583	0.215	0.490	0.095	0.095	0.592	0.574	0.548	0.666	0.539	0.686	0.576	0.484	0.718
	Left	0.109	0.028	0.071	0.065	0.104	0.093	0.094	0.073	0.138	0.065	0.063	0.126	0.119	0.076	0.030	0.036	0.033	0.082	0.906	0.945
	Right	0.093	0.024	0.146	0.134	0.071	0.182	0.250	0.060	0.315	0.010	0.010	0.216	0.211	0.152	0.117	0.348	0.335	0.153	/	/
	Top	/	/	/	/	/	/	/	/	/	/	/	/	/	/	/	/	/	/	0.369	0.490
	Bottom	0.121	0.499	0.994	0.867	0.130	1.014	0.802	0.105	0.373	0.006	0.006	0.353	0.327	0.637	0.326	0.405	0.379	0.774	/	
Product specific 10g SAR	Front	/	/	0.992	0.744	/	0.945	0.856	/	/	/	/	/	/	/	/	/	/	/	/	/
	Back	/	/	1.516	1.125	/	1.343	1.337	/	/	/	/	/	/	/	/	/	/	/	/	/
	Left	/	/	0.161	0.123	/	0.218	0.129	/	/	/	/	/	/	/	/	/	/	/	/	/
	Right	/	/	0.462	0.300	/	0.638	0.268	/	/	/	/	/	/	/	/	/	/	/	/	/
	Top	/	/	/	/	/	/	/	/	/	/	/	/	/	/	/	/	/	/	/	/
	Bottom	/	/	0.546	1.743	/	1.114	1.974	/	/	/	/	/	/	2.039	/	/	/	/	/	/

WiFi/BT Antenna SARmax (W/kg)			Summed SARmax (W/kg)			SPLSR
WiFi 2.4G only	WiFi 5G only	BT Ant7				
2	3	4	1+2	1+3	1+4	
0.540	0.618	0.045	0.832	0.910	0.337	/
0.417	0.841	0.036	0.706	1.130	0.325	/
0.193	0.483	0.023	0.927	1.217	0.757	/
0.160	0.621	0.021	0.537	0.998	0.398	/
0.104	0.379	0.008	0.595	0.870	0.499	/
0.164	0.858	0.013	1.221	1.915	1.070	Yes
0.104	0.379	0.008	0.565	0.840	0.469	/
0.164	0.858	0.013	1.221	1.915	1.070	Yes
/	/	/	0.945	0.945	0.945	/
0.120	0.970	0.013	0.468	1.318	0.361	/
0.112	0.000	0.010	0.602	0.490	0.500	/
/	/	/	1.014	1.014	1.014	/
/	0.468	/	0.992	1.460	0.992	/
/	0.776	/	1.516	2.292	1.516	/
/	/	/	0.218	0.218	0.218	/
/	0.135	/	0.638	0.773	0.638	/
/	1.190	/	0.000	1.190	0.000	/
/	/	/	2.039	2.039	2.039	/

Unless otherwise agreed in writing, this document is issued by the Company subject to its General Conditions of Service printed overleaf, available on request or accessible at http://www.sgs.com/en/Terms-and-Conditions.aspx and, for electronic format documents, subject to Terms and Conditions for Electronic Documents at http://www.sgs.com/en/Terms-and-Conditions/Terms-e-Document.aspx. Attention is drawn to the limitation of liability, indemnification and jurisdiction issues defined therein. Any holder of this document is advised that information contained hereon reflects the Company's findings at the time of its intervention only and within the limits of Client's instructions, if any. The Company's sole responsibility is to its Client and this document does not exonerate parties to a transaction from exercising all their rights and obligations under the transaction documents. This document cannot be reproduced except in full, without prior written approval of the Company. Any unauthorized alteration, forgery or falsification of the content or appearance of this document is unlawful and offenders may be prosecuted to the fullest extent of the law. Unless otherwise stated the results shown in this test report refer only to the sample(s) tested and such sample(s) are retained for 30 days only.
Attention: To check the authenticity of testing /inspection report & certificate, please contact us at telephone: (86-755) 8307 1443, or email: CN.Doccheck@sgs.com

SGS-CSTC Standards Technical Services Co., Ltd. Shenzhen Branch EMC Laboratory
No.1 Workshop, M-10, Middle Section, Science & Technology Park, Shenzhen, China 518057 t (86-755) 26012053 f (86-755) 26710594 www.sgsgroup.com.cn
中国·深圳·科技园中区M-10栋一号厂房 邮编: 518057 t (86-755) 26012053 f (86-755) 26710594 sgs.china@sgs.com

Test position	Ant1 SARmax (W/kg)																		Ant2 SARmax (W/kg)		WiFi/BT Antenna SARmax (W/kg)	Summed SARmax (W/kg)	Case No
	GSM850	GSM1900	WCDMA B2	WCDMA B4	WCDMA B5	LTE B2	LTE B4	LTE B5	LTE B7	LTE B12	LTE B17	LTE B38	LTE B41	LTE B66	5G NR N7	5G NR N38	5G NR N41	5G NR N66	5G NR N77	5G NR N78	WiFi 5G only		
	1																				3	1+3	
Back	0.124	/	/	/	/	/	/	/	/	/	/	/	/	/	/	/	/	/	/	/	0.858	0.982	/
Back	/	0.282	/	/	/	/	/	/	/	/	/	/	/	/	/	/	/	/	/	/	0.858	1.140	/
Back	/	/	0.659	/	/	/	/	/	/	/	/	/	/	/	/	/	/	/	/	/	0.858	1.517	/
Back	/	/	/	1.057	/	/	/	/	/	/	/	/	/	/	/	/	/	/	/	/	0.858	1.915	1#
Back	/	/	/	/	0.249	/	/	/	/	/	/	/	/	/	/	/	/	/	/	/	0.858	1.107	/
Back	/	/	/	/	/	0.676	/	/	/	/	/	/	/	/	/	/	/	/	/	/	0.858	1.534	/
Back	/	/	/	/	/	/	0.583	/	/	/	/	/	/	/	/	/	/	/	/	/	0.858	1.441	/
Back	/	/	/	/	/	/	/	0.215	/	/	/	/	/	/	/	/	/	/	/	/	0.858	1.073	/
Back	/	/	/	/	/	/	/	/	0.490	/	/	/	/	/	/	/	/	/	/	/	0.858	1.348	/
Back	/	/	/	/	/	/	/	/	/	0.095	/	/	/	/	/	/	/	/	/	/	0.858	0.953	/
Back	/	/	/	/	/	/	/	/	/	/	0.095	/	/	/	/	/	/	/	/	/	0.858	0.953	/
Back	/	/	/	/	/	/	/	/	/	/	/	0.592	/	/	/	/	/	/	/	/	0.858	1.450	/
Back	/	/	/	/	/	/	/	/	/	/	/	/	0.574	/	/	/	/	/	/	/	0.858	1.432	/
Back	/	/	/	/	/	/	/	/	/	/	/	/	/	0.548	/	/	/	/	/	/	0.858	1.406	/
Back	/	/	/	/	/	/	/	/	/	/	/	/	/	/	0.666	/	/	/	/	/	0.858	1.524	/
Back	/	/	/	/	/	/	/	/	/	/	/	/	/	/	/	0.539	/	/	/	/	0.858	1.397	/
Back	/	/	/	/	/	/	/	/	/	/	/	/	/	/	/	/	0.686	/	/	/	0.858	1.544	/
Back	/	/	/	/	/	/	/	/	/	/	/	/	/	/	/	/	/	0.576	/	/	0.858	1.434	/
Back	/	/	/	/	/	/	/	/	/	/	/	/	/	/	/	/	/	/	0.484	/	0.858	1.342	/
Back	/	/	/	/	/	/	/	/	/	/	/	/	/	/	/	/	/	/	/	0.718	0.858	1.576	/

Unless otherwise agreed in writing, this document is issued by the Company subject to its General Conditions of Service printed overleaf, available on request or accessible at http://www.sgs.com/en/Terms-and-Conditions.aspx and, for electronic format documents, subject to Terms and Conditions for Electronic Documents at http://www.sgs.com/en/Terms-and-Conditions/Terms-e-Document.aspx. Attention is drawn to the limitation of liability, indemnification and jurisdiction issues defined therein. Any holder of this document is advised that information contained hereon reflects the Company's findings at the time of its intervention only and within the limits of Client's instructions, if any. The Company's sole responsibility is to its Client and this document does not exonerate parties to a transaction from exercising all their rights and obligations under the transaction documents. This document cannot be reproduced except in full, without prior written approval of the Company. Any unauthorized alteration, forgery or falsification of the content or appearance of this document is unlawful and offenders may be prosecuted to the fullest extent of the law. Unless otherwise stated the results shown in this test report refer only to the sample(s) tested and such sample(s) are retained for 30 days only.
Attention: To check the authenticity of testing /inspection report & certificate, please contact us at telephone: (86-755) 8307 1443, or email: CN.Doccheck@sgs.com

SGS-CSTC Standards Technical Services Co., Ltd. Shenzhen Branch
No.1 Workshop, M-10, Middle Section, Science & Technology Park, Shenzhen, China 518057 t (86-755) 26012053 f (86-755) 26710594 www.sgsgroup.com.cn
中国·深圳·科技园中区M-10栋一号厂房 邮编: 518057 t (86-755) 26012053 f (86-755) 26710594 sgs.china@sgs.com

ANT4

Test position		Ant4 SARmax (W/kg)																	
		GSM850	GSM1900	WCDMA B2	WCDMA B4	WCDMA B5	LTE B2	LTE B4	LTE B5	LTE B7	LTE B12	LTE B17	LTE B38	LTE B41	LTE B66	5G NR N7	5G NR N38	5G NR N41	5G NR N66
		1																	
Head	Left cheek	0.616	0.295	0.450	0.197	0.449	0.516	0.204	0.496	0.230	0.426	0.455	0.179	0.132	0.194	0.226	0.213	0.267	0.237
	Left tilted	0.559	0.366	0.566	0.238	0.409	0.732	0.261	0.512	0.356	0.503	0.523	0.219	0.196	0.261	0.309	0.251	0.338	0.292
	Right cheek	0.678	0.455	0.676	0.286	0.912	0.631	0.233	0.868	0.524	0.692	0.713	0.439	0.306	0.230	0.629	0.588	0.599	0.347
	Right tilted	0.704	0.602	0.797	0.317	0.595	0.944	0.353	0.857	0.920	0.565	0.595	0.641	0.493	0.318	0.930	0.687	0.855	0.367
Body-worn	Front	0.142	0.100	0.101	0.063	0.170	0.088	0.062	0.267	0.077	0.213	0.215	0.059	0.060	0.064	0.062	0.078	0.134	0.075
	Back	0.238	0.229	0.253	0.102	0.311	0.197	0.139	0.207	0.375	0.344	0.348	0.320	0.251	0.127	0.154	0.391	0.388	0.134
Hotspot	Front	0.226	0.176	0.101	0.063	0.170	0.088	0.062	0.267	0.077	0.213	0.215	0.059	0.060	0.064	0.062	0.078	0.134	0.075
	Back	0.269	0.321	0.253	0.102	0.311	0.221	0.117	0.190	0.375	0.344	0.348	0.320	0.251	0.127	0.154	0.391	0.388	0.134
	Left	0.236	0.035	0.030	0.029	0.124	0.057	0.061	0.133	0.071	0.203	0.195	0.051	0.062	0.023	0.099	0.115	0.134	0.022
	Right	0.145	0.030	0.021	0.017	0.078	0.017	0.024	0.068	0.028	0.140	0.134	0.006	0.011	0.012	0.041	0.035	0.039	0.026
	Top	0.257	0.375	0.255	0.131	0.135	0.229	0.168	0.194	0.211	0.155	0.153	0.085	0.140	0.151	0.146	0.161	0.254	0.159
	Bottom	/	/	/	/	/	/	/	/	/	/	/	/	/	/	/	/	/	/
Product specific 10g SAR	Front	/	/	/	/	/	/	/	/	/	/	/	/	/	/	/	/	/	/
	Back	/	/	/	/	/	/	/	/	/	/	/	/	/	/	/	/	/	/
	Left	/	/	/	/	/	/	/	/	/	/	/	/	/	/	/	/	/	/
	Right	/	/	/	/	/	/	/	/	/	/	/	/	/	/	/	/	/	/
	Top	/	/	/	/	/	/	/	/	/	/	/	/	/	/	/	/	/	/
	Bottom	/	/	/	/	/	/	/	/	/	/	/	/	/	/	/	/	/	/

WiFi/BT Antenna SARmax (W/kg)			Summed SARmax (W/kg)			SPLSR
WiFi 2.4G only	WiFi 5G only	BT Ant7				
2	3	4	1+2	1+3	1+4	
0.540	0.618	0.045	1.156	1.234	0.661	/
0.417	0.841	0.036	1.149	1.573	0.768	/
0.193	0.483	0.023	1.105	1.395	0.935	/
0.160	0.621	0.021	1.104	1.565	0.965	/
0.104	0.379	0.008	0.371	0.646	0.275	/
0.164	0.858	0.013	0.555	1.249	0.404	/
0.104	0.379	0.008	0.371	0.646	0.275	/
0.164	0.858	0.013	0.555	1.249	0.404	/
/	/	/	0.236	0.236	0.236	/
0.120	0.970	0.013	0.265	1.115	0.158	/
0.112	0.000	0.010	0.487	0.375	0.385	/
/	/	/	/	0.000	/	/
/	0.468	/	/	0.468	/	/
/	0.776	/	/	0.776	/	/
/	/	/	/	0.000	/	/
/	0.135	/	/	0.135	/	/
/	1.190	/	/	1.190	/	/
/	/	/	/	0.000	/	/

Unless otherwise agreed in writing, this document is issued by the Company subject to its General Conditions of Service printed overleaf, available on request or accessible at http://www.sgs.com/en/Terms-and-Conditions.aspx and, for electronic format documents, subject to Terms and Conditions for Electronic Documents at http://www.sgs.com/en/Terms-and-Conditions/Terms-e-Document.aspx. Attention is drawn to the limitation of liability, indemnification and jurisdiction issues defined therein. Any holder of this document is advised that information contained hereon reflects the Company's findings at the time of its intervention only and within the limits of Client's instructions, if any. The Company's sole responsibility is to its Client and this document does not exonerate parties to a transaction from exercising all their rights and obligations under the transaction documents. This document cannot be reproduced except in full, without prior written approval of the Company. Any unauthorized alteration, forgery or falsification of the content or appearance of this document is unlawful and offenders may be prosecuted to the fullest extent of the law. Unless otherwise stated the results shown in this test report refer only to the sample(s) tested and such sample(s) are retained for 30 days only.
Attention: To check the authenticity of testing /inspection report & certificate, please contact us at telephone: (86-755) 8307 1443, or email: CN.Doccheck@sgs.com

SGS-CSTC Standards Technical Services Co., Ltd. Shenzhen Branch
No.1 Workshop, M-10, Middle Section, Science & Technology Park, Shenzhen, China 518057 t (86-755) 26012053 f (86-755) 26710594 www.sgsgroup.com.cn
中国·深圳·科技园中区M-10栋一号厂房 邮编: 518057 t (86-755) 26012053 f (86-755) 26710594 sgs.china@sgs.com

EN-DC

Test position		SARmax (W/kg)	SARmax (W/kg)	/	WiFi/BT Antenna SARmax (W/kg)			Summed SARmax (W/kg)			SPLSR	Case No
		LTE B7 Ant2	5G NR N66 Ant1	EN-DC	WiFi 2.4G only	WiFi 5G only	BT Ant7					
		/		1	2	3	4	1+2	1+3	1+4		
Head	Left cheek	0.133	0.074	0.207	0.540	0.618	0.045	0.747	0.825	0.252	/	/
	Left tilted	0.139	0.049	0.188	0.417	0.841	0.036	0.605	1.029	0.224	/	/
	Right cheek	0.473	0.109	0.582	0.193	0.483	0.023	0.775	1.065	0.605	/	/
	Right tilted	0.084	0.043	0.127	0.160	0.621	0.021	0.287	0.748	0.148	/	/
Body-worn	Front	0.322	0.364	0.686	0.104	0.379	0.008	0.790	1.065	0.694	/	/
	Back	0.486	0.576	1.062	0.164	0.858	0.013	1.226	1.920	1.075	Yes	2#
Hotspot	Front	0.322	0.364	0.686	0.104	0.379	0.008	0.790	1.065	0.694	/	/
	Back	0.486	0.576	1.062	0.164	0.858	0.013	1.226	1.920	1.075	Yes	2#
	Left	0.100	0.082	0.182	/	/	/	0.182	0.182	0.182	/	/
	Right	/	0.153	0.153	0.120	0.241	0.013	0.273	0.394	0.166	/	/
	Top	0.106	/	0.106	0.112	0.970	0.010	0.218	1.076	0.116	/	/
	Bottom	/	0.800	0.800	/	/	/	0.800	0.800	0.800	/	/
Product specific 10g SAR	Front	/			/	0.468	/	0.000	0.468	0.000	/	/
	Back	/			/	0.776	/	0.000	0.776	0.000	/	/
	Left	/			/	/	/	0.000	0.000	0.000	/	/
	Right	/			/	0.135	/	0.000	0.135	0.000	/	/
	Top	/			/	1.190	/	0.000	1.190	0.000	/	/
	Bottom	/			/	/	/	0.000	0.000	0.000	/	/

8.4.3SPLSR Evaluation Analysis

According to KDB447498 D01v06, When the sum of SAR is larger than the limit, SAR test exclusion is determined by the SAR to peak location separation ratio(SPLSR).When the SAR to peak location ratio for each pair of antennas is ≤1-g 0.04 and 10-g 0.10，simultaneous SAR evaluation is not required.
When SAR is measured for both antennas in the pair, the peak location separation distance is computed by the following fomula:

$$\text{Distance}_{Tx1\text{-}Tx2} = R_i = \sqrt{(x_1 - x_2)^2 + (y_1 - y_2)^2 + (z_1 - z_2)^2}$$

$$\text{SPLS Ratio} = (SAR_1 + SAR_2)^{1.5}/R_i$$

Case No.	Position	Band	SAR (W/kg)	3D distance (mm)	Summed SAR (W/kg)	SPLSR Results	Simultaneous SAR
1#	Back	WCDMA B4	1.057	158.7	1.915	0.017	Not Required
		WIFI 5G	0.858				

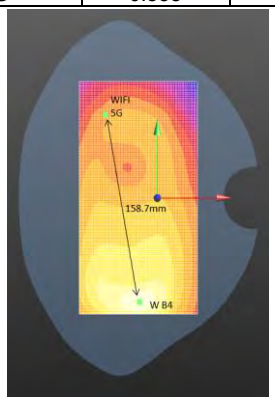

Unless otherwise agreed in writing, this document is issued by the Company subject to its General Conditions of Service printed overleaf, available on request or accessible at http://www.sgs.com/en/Terms-and-Conditions.aspx and, for electronic format documents, subject to Terms and Conditions for Electronic Documents at http://www.sgs.com/en/Terms-and-Conditions/Terms-e-Document.aspx. Attention is drawn to the limitation of liability, indemnification and jurisdiction issues defined therein. Any holder of this document is advised that information contained hereon reflects the Company's findings at the time of its intervention only and within the limits of Client's instructions, if any. The Company's sole responsibility is to its Client and this document does not exonerate parties to a transaction from exercising all their rights and obligations under the transaction documents. This document cannot be reproduced except in full, without prior written approval of the Company. Any unauthorized alteration, forgery or falsification of the content or appearance of this document is unlawful and offenders may be prosecuted to the fullest extent of the law. Unless otherwise stated the results shown in this test report refer only to the sample(s) tested and such sample(s) are retained for 30 days only.
Attention: To check the authenticity of testing /inspection report & certificate, please contact us at telephone: (86-755) 8307 1443, or email: CN.Doccheck@sgs.com

Case No.	Position	Band	SAR (W/kg)	3D distance (mm)	Summed SAR (W/kg)	SPLSR Results	Simultaneous SAR
2#	Back side	LTE B7	0.486	120.1	1.062	0.009	Not Required
		N66	0.576				
		LTE B7	0.486	58.9	1.344	0.026	Not Required
		WIFI 5G	0.858				
		N66	0.576	138.4	1.434	0.012	Not Required
		WIFI 5G	0.858				

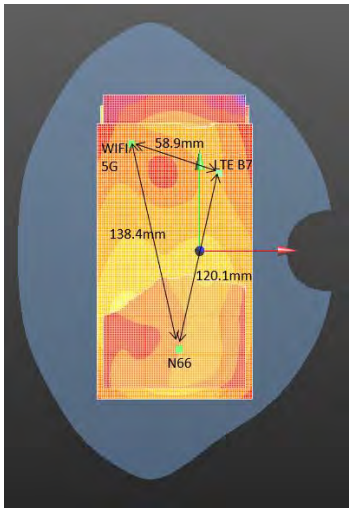

Unless otherwise agreed in writing, this document is issued by the Company subject to its General Conditions of Service printed overleaf, available on request or accessible at http://www.sgs.com/en/Terms-and-Conditions.aspx and, for electronic format documents, subject to Terms and Conditions for Electronic Documents at http://www.sgs.com/en/Terms-and-Conditions/Terms-e-Document.aspx. Attention is drawn to the limitation of liability, indemnification and jurisdiction issues defined therein. Any holder of this document is advised that information contained hereon reflects the Company's findings at the time of its intervention only and within the limits of Client's instructions, if any. The Company's sole responsibility is to its Client and this document does not exonerate parties to a transaction from exercising all their rights and obligations under the transaction documents. This document cannot be reproduced except in full, without prior written approval of the Company. Any unauthorized alteration, forgery or falsification of the content or appearance of this document is unlawful and offenders may be prosecuted to the fullest extent of the law. Unless otherwise stated the results shown in this test report refer only to the sample(s) tested and such sample(s) are retained for 30 days only.
Attention: To check the authenticity of testing /inspection report & certificate, please contact us at telephone: (86-755) 8307 1443, or email: CN.Doccheck@sgs.com

No.1 Workshop, M-10, Middle Section, Science & Technology Park, Shenzhen, China 518057 t (86-755) 26012053 f (86-755) 26710594 www.sgsgroup.com.cn
中国·深圳·科技园中区M-10栋一号厂房 邮编: 518057 t (86-755) 26012053 f (86-755) 26710594 sgs.china@sgs.com

9 Equipment list

Test Platform	SPEAG DASY5 Professional
Description	SAR Test System (Frequency range 300MHz-6GHz)
Software Reference	DASY52; SEMCAD

Hardware Reference

	Equipment	Manufacturer	Model	Serial Number	Calibration Date	Due date of calibration
☒	Twin Phantom	SPEAG	SAM 11	1027	NCR	NCR
☒	Twin Phantom	SPEAG	SAM 10	1563	NCR	NCR
☒	Twin Phantom	SPEAG	SAM 3	1912	NCR	NCR
☒	Twin Phantom	SPEAG	SAM 9	1769	NCR	NCR
☒	Twin Phantom	SPEAG	SAM 2	1913	NCR	NCR
☒	DAE	SPEAG	DAE4	896	2021-02-05	2022-02-04
☒	DAE	SPEAG	DAE4	1267	2020-06-12	2021-06-11
☒	DAE	SPEAG	DAE4	702	2020-08-13	2021-08-12
☒	E-Field Probe	SPEAG	EX3DV4	3793	2020-05-09	2021-05-08
☒	E-Field Probe	SPEAG	EX3DV4	3748	2020-07-29	2021-07-28
☒	E-Field Probe	SPEAG	EX3DV4	3204	2021-02-10	2021-02-09
☒	E-Field Probe	SPEAG	EX3DV4	3982	2020-10-28	2021-10-27
☒	Validation Kits	SPEAG	D750V3	1160	2019-05-22	2022-05-21
☒	Validation Kits	SPEAG	D835V2	4d105	2019-12-17	2022-12-16
☒	Validation Kits	SPEAG	D1750V2	1149	2019-05-21	2022-05-20
☒	Validation Kits	SPEAG	D1900V2	5d028	2019-12-17	2022-12-16
☒	Validation Kits	SPEAG	D2450V2	733	2019-12-17	2022-12-16
☒	Validation Kits	SPEAG	D2600V2	1125	2019-05-20	2022-05-19
☒	Validation Kits	SPEAG	D3700V2	1046	2019-09-06	2022-09-05
☒	Validation Kits	SPEAG	D3900V2	1026	2019-09-03	2022-09-02
☒	Validation Kits	SPEAG	D5GHzV2	1165	2019-12-20	2022-12-19
☒	Agilent Network Analyzer	Agilent	E5071C	MY46523591	2020-04-16	2021-04-15
☒	Dielectric Probe Kit	Agilent	85070E	US01440210	NCR	NCR
☒	Universal Radio Communication Tester	R&S	CMW500	111637	2020-04-16	2021-04-15
☒	Radio Communication Analyzer	Anritsu	MT8821C	6201502984	2020-06-11	2021-06-10
☒	RF Bi-Directional Coupler	Agilent	86205-60001	MY31400031	NCR	NCR
☒	Signal Generator	Agilent	N5171B	MY53050736	2020-04-15	2021-04-14
☒	Preamplifier	Mini-Circuits	ZHL-42W	15542	NCR	NCR
☒	Preamplifier	Compliance Directions	AMP28-3W	073501433	NCR	NCR

Unless otherwise agreed in writing, this document is issued by the Company subject to its General Conditions of Service printed overleaf, available on request or accessible at http://www.sgs.com/en/Terms-and-Conditions.aspx and, for electronic format documents, subject to Terms and Conditions for Electronic Documents at http://www.sgs.com/en/Terms-and-Conditions/Terms-e-Document.aspx. Attention is drawn to the limitation of liability, indemnification and jurisdiction issues defined therein. Any holder of this document is advised that information contained hereon reflects the Company's findings at the time of its intervention only and within the limits of Client's instructions, if any. The Company's sole responsibility is to its Client and this document does not exonerate parties to a transaction from exercising all their rights and obligations under the transaction documents. This document cannot be reproduced except in full, without prior written approval of the Company. Any unauthorized alteration, forgery or falsification of the content or appearance of this document is unlawful and offenders may be prosecuted to the fullest extent of the law. Unless otherwise stated the results shown in this test report refer only to the sample(s) tested and such sample(s) are retained for 30 days only.
Attention: To check the authenticity of testing /inspection report & certificate, please contact us at telephone: (86-755) 8307 1443, or email: CN.Doccheck@sgs.com
SGS-CSTC Standards Technical Services Co., Ltd. Shenzhen Branch
No.1 Workshop, M-10, Middle Section, Science & Technology Park, Shenzhen, China 518057 t (86-755) 26012053 f (86-755) 26710594 www.sgsgroup.com.cn
中国·深圳·科技园中区M-10栋一号厂房 邮编: 518057 t (86-755) 26012053 f (86-755) 26710594 sgs.china@sgs.com
Member of the SGS Group (SGS SA)

		Systems Inc.				
☒	Power Meter	Agilent	E4416A	GB41292095	2020-04-15	2021-04-14
☒	Power Sensor	Agilent	8481H	MY41091234	2020-04-15	2021-04-14
☒	Power Sensor	R&S	NRP-Z92	100025	2020-04-16	2021-04-15
☒	Attenuator	SHX	TS2-3dB	30704	NCR	NCR
☒	Coaxial low pass filter	Mini-Circuits	VLF-2500(+)	NA	NCR	NCR
☒	Coaxial low pass filter	Microlab Fxr	LA-F13	NA	NCR	NCR
☒	50 Ω coaxial load	Mini-Circuits	KARN-50+	00850	NCR	NCR
☒	DC POWER SUPPLY	SAKO	SK1730SL5A	NA	NCR	NCR
☒	Speed reading thermometer	MingGao	T809	NA	2020-04-21	2021-04-20
☒	Humidity and Temperature Indicator	KIMTOKA	KIMTOKA	NA	2020-04-21	2021-04-20

Note: All the equipments are within the valid period when the tests are performed.

10 Calibration certificate

Please see the Appendix C

11 Photographs

Please see the Appendix D

Appendix A: Detailed System Check Results

Appendix B: Detailed Test Results

Appendix C: Calibration certificate

Appendix D: Photographs

Appendix E: Conducted RF Output Power Table

---END---

Unless otherwise agreed in writing, this document is issued by the Company subject to its General Conditions of Service printed overleaf, available on request or accessible at http://www.sgs.com/en/Terms-and-Conditions.aspx and, for electronic format documents, subject to Terms and Conditions for Electronic Documents at http://www.sgs.com/en/Terms-and-Conditions/Terms-e-Document.aspx. Attention is drawn to the limitation of liability, indemnification and jurisdiction issues defined therein. Any holder of this document is advised that information contained hereon reflects the Company's findings at the time of its intervention only and within the limits of Client's instructions, if any. The Company's sole responsibility is to its Client and this document does not exonerate parties to a transaction from exercising all their rights and obligations under the transaction documents. This document cannot be reproduced except in full, without prior written approval of the Company. Any unauthorized alteration, forgery or falsification of the content or appearance of this document is unlawful and offenders may be prosecuted to the fullest extent of the law. Unless otherwise stated the results shown in this test report refer only to the sample(s) tested and such sample(s) are retained for 30 days only.
Attention: To check the authenticity of testing /inspection report & certificate, please contact us at telephone: (86-755) 8307 1443, or email: CN.Doccheck@sgs.com

No.1 Workshop, M-10, Middle Section, Science & Technology Park, Shenzhen, China 518057 t (86-755) 26012053 f (86-755) 26710594 www.sgsgroup.com.cn
中国·深圳·科技园中区M-10栋一号厂房 邮编: 518057 t (86-755) 26012053 f (86-755) 26710594 sgs.china@sgs.com

Member of the SGS Group (SGS SA)

Appendix A

Detailed System Check Results

1. System Performance Check
System Performance Check 750 MHz Head
System Performance Check 835 MHz Head
System Performance Check 1750 MHz Head
System Performance Check 1900 MHz Head
System Performance Check 2450 MHz Head
System Performance Check 2600 MHz Head
System Performance Check 3700 MHz Head
System Performance Check 3900 MHz Head
System Performance Check 5250 MHz Head
System Performance Check 5600 MHz Head
System Performance Check 5750 MHz Head

Date: 2021-03-17

Test Laboratory: SGS-SAR Lab

System Performance Check 750 MHz Head

DUT: D750V3; Type: D750V3; Serial: 1160

Communication System: UID 0, CW (0); Frequency: 750 MHz;Duty Cycle: 1:1

Medium: HSL750;Medium parameters used: f = 750 MHz; σ = 0.887 S/m; ε_r = 41.476; ρ = 1000 kg/m^3
Phantom section: Flat Section

DASY 5 Configuration:

- Probe: EX3DV4 - SN3982; ConvF(10.73, 10.73, 10.73); Calibrated: 2020/10/28;
- Sensor-Surface: 3mm (Mechanical Surface Detection)
- Electronics: DAE4 Sn896; Calibrated: 2021/02/05
- Phantom: SAM 11; Type: SAM; Serial: 1410
- DASY52 52.8.8(1222); SEMCAD X 14.6.10(7331)

Body/d=15mm, Pin=250mW/Area Scan (8x13x1): Measurement grid: dx=15mm, dy=15mm
Maximum value of SAR (measured) = 2.63 W/kg

Body/d=15mm, Pin=250mW/Zoom Scan (5x5x7)/Cube 0: Measurement grid: dx=8mm, dy=8mm, dz=5mm
Reference Value = 50.48 V/m; Power Drift = -0.01 dB
Peak SAR (extrapolated) = 3.50 W/kg
SAR(1 g) = 2.17 W/kg; SAR(10 g) = 1.42 W/kg
Maximum value of SAR (measured) = 2.97 W/kg

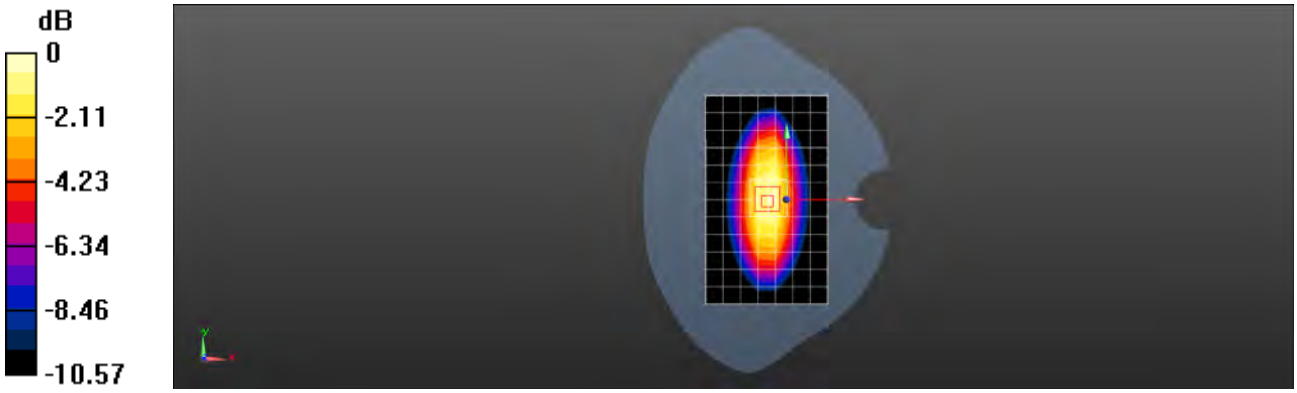

0 dB = 2.97 W/kg = 4.73 dBW/kg

Date: 2021-03-18

Test Laboratory: SGS-SAR Lab

System Performance Check 750 MHz Head

DUT: D750V3; Type: D750V3; Serial: 1160

Communication System: UID 0, CW (0); Frequency: 750 MHz;Duty Cycle: 1:1

Medium: HSL750;Medium parameters used: f = 750 MHz; σ = 0.884 S/m; ε_r = 42.495; ρ = 1000 kg/m^3
Phantom section: Flat Section

DASY 5 Configuration:

- Probe: EX3DV4 - SN3982; ConvF(10.73, 10.73, 10.73); Calibrated: 2020/10/28;
- Sensor-Surface: 3mm (Mechanical Surface Detection)
- Electronics: DAE4 Sn896; Calibrated: 2021/02/05
- Phantom: SAM 11; Type: SAM; Serial: 1410
- DASY52 52.8.8(1222); SEMCAD X 14.6.10(7331)

Body/d=15mm, Pin=250mW/Area Scan (7x13x1): Measurement grid: dx=15mm, dy=15mm
Maximum value of SAR (measured) = 2.65 W/kg

Body/d=15mm, Pin=250mW/Zoom Scan (5x5x7)/Cube 0: Measurement grid: dx=8mm, dy=8mm, dz=5mm
Reference Value = 44.74 V/m; Power Drift = 0.02 dB
Peak SAR (extrapolated) = 3.40 W/kg
SAR(1 g) = 2.14 W/kg; SAR(10 g) = 1.37 W/kg
Maximum value of SAR (measured) = 2.96 W/kg

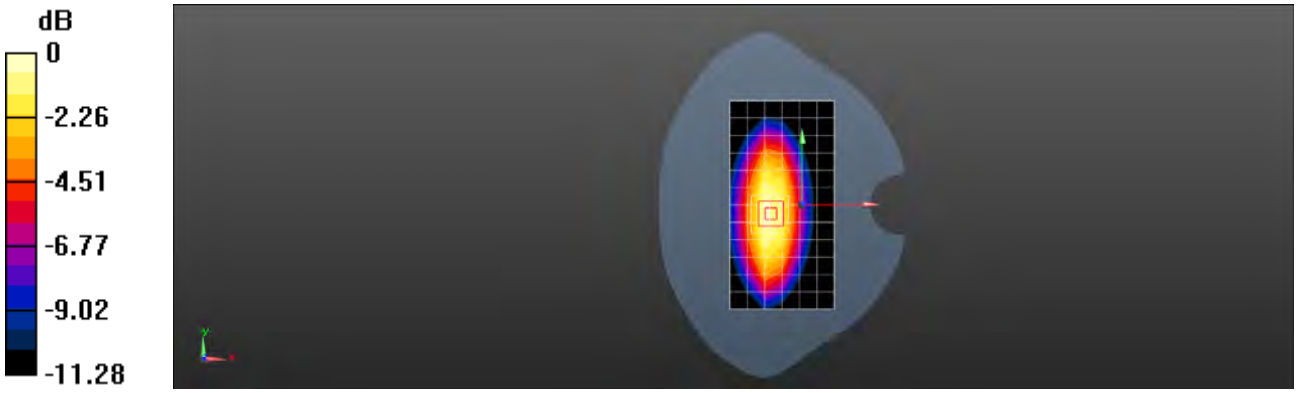

0 dB = 2.96 W/kg = 4.71 dBW/kg

Date: 2021-03-20

Test Laboratory: SGS-SAR Lab

System Performance Check 835 MHz Head

DUT: D835V2; Type: D835V2; Serial: 4d120

Communication System: UID 0, CW (0); Frequency: 835 MHz;Duty Cycle: 1:1

Medium: HSL900;Medium parameters used: f = 835 MHz; σ = 0.938 S/m; ε_r = 41.753; ρ = 1000 kg/m^3
Phantom section: Flat Section

DASY 5 Configuration:

- Probe: EX3DV4 - SN3982; ConvF(10.32, 10.32, 10.32); Calibrated: 2020/10/28;
- Sensor-Surface: 3mm (Mechanical Surface Detection)
- Electronics: DAE4 Sn896; Calibrated: 2021/02/05
- Phantom: SAM 11; Type: SAM; Serial: 1410
- DASY52 52.8.8(1222); SEMCAD X 14.6.10(7331)

Body/d=15mm, Pin=250mW/Area Scan (7x13x1): Measurement grid: dx=15mm, dy=15mm
Maximum value of SAR (measured) = 2.59 W/kg

Body/d=15mm, Pin=250mW/Zoom Scan (7x7x7) (7x7x7)/Cube 0: Measurement grid: dx=5mm, dy=5mm, dz=5mm
Reference Value = 54.42 V/m; Power Drift = -0.02 dB
Peak SAR (extrapolated) = 3.49 W/kg
SAR(1 g) = 2.41 W/kg; SAR(10 g) = 1.62 W/kg
Maximum value of SAR (measured) = 2.60 W/kg

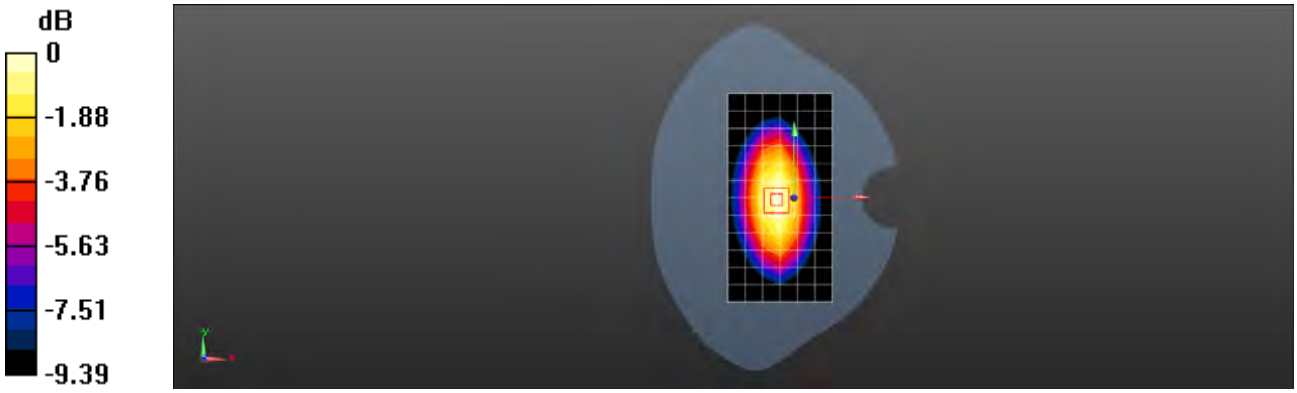

0 dB = 2.60 W/kg = 4.15 dBW/kg

Date: 2021-03-06

Test Laboratory: SGS-SAR Lab

System Performance Check 835 MHz Head

DUT: Dipole 835 MHz D835V2; Type: D835V2; Serial: 4d105

Communication System: UID 0, CW (0); Frequency: 835 MHz;Duty Cycle: 1:1

Medium: HSL835;Medium parameters used: f = 835 MHz; σ = 0.938 S/m; ε_r = 41.881; ρ = 1000 kg/m^3
Phantom section: Flat Section

DASY 5 Configuration:

- Probe: EX3DV4 - SN3982; ConvF(10.32, 10.32, 10.32); Calibrated: 2020/10/28;
- Sensor-Surface: 3mm (Mechanical Surface Detection)
- Electronics: DAE4 Sn896; Calibrated: 2021/02/05
- Phantom: SAM 11; Type: SAM; Serial: 1410
- DASY52 52.8.8(1222); SEMCAD X 14.6.10(7331)

Body/d=15mm, Pin=250mW/Area Scan (7x13x1): Measurement grid: dx=15mm, dy=15mm
Maximum value of SAR (measured) = 2.96 W/kg

Body/d=15mm, Pin=250mW/Zoom Scan (5x5x7)/Cube 0: Measurement grid: dx=8mm, dy=8mm, dz=5mm
Reference Value = 55.41 V/m; Power Drift = -0.07 dB
Peak SAR (extrapolated) = 3.76 W/kg
SAR(1 g) = 2.5 W/kg; SAR(10 g) = 1.63 W/kg
Maximum value of SAR (measured) = 3.18 W/kg

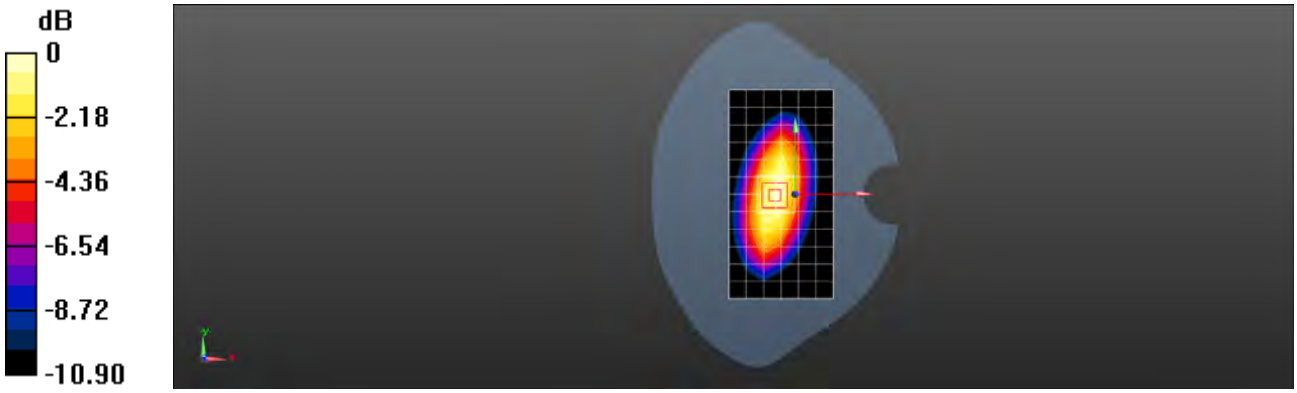

0 dB = 3.18 W/kg = 5.02 dBW/kg

Date: 2021-02-19

Test Laboratory: SGS-SAR Lab

System Performance Check 1750 MHz Head

DUT: D1750V2; Type: D1750V2; Serial: 1149

Communication System: UID 0, CW (0); Frequency: 1750 MHz;Duty Cycle: 1:1

Medium: HSL1750;Medium parameters used: f = 1750 MHz; σ = 1.332 S/m; ε_r = 39.159; ρ = 1000 kg/m^3
Phantom section: Flat Section

DASY 5 Configuration:

- Probe: ES3DV3 - SN3204; ConvF(5.44, 5.44, 5.44); Calibrated: 2021-02-10;
- Sensor-Surface: 1.4mm (Mechanical Surface Detection)
- Electronics: DAE4 Sn896; Calibrated: 2021-02-05
- Phantom: SAM 10; Type: SAM; Serial: 1563
- DASY52 52.8.8(1222); SEMCAD X 14.6.10(7331)

Body/d=10mm, Pin=250mW/Area Scan (7x13x1): Measurement grid: dx=15mm, dy=15mm
Maximum value of SAR (measured) = 9.28 W/kg

Body/d=10mm, Pin=250mW/Zoom Scan (7x7x7) (7x7x7)/Cube 0: Measurement grid: dx=5mm, dy=5mm, dz=5mm
Reference Value = 88.81 V/m; Power Drift = -0.05 dB
Peak SAR (extrapolated) = 16.8 W/kg
SAR(1 g) = 9.36 W/kg; SAR(10 g) = 5 W/kg
Maximum value of SAR (measured) = 10.5 W/kg

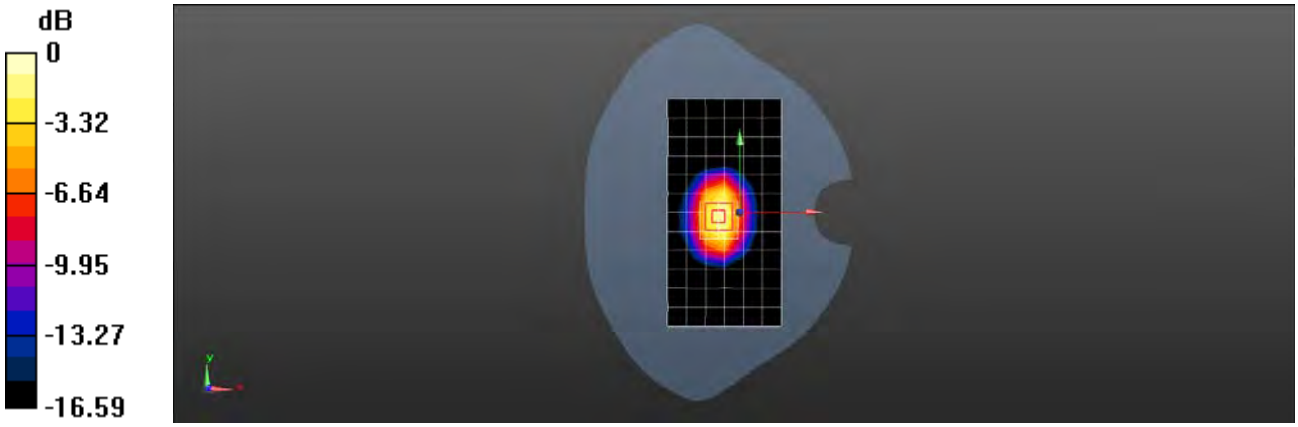

0 dB = 10.5 W/kg = 10.21 dBW/kg

Date: 2021-02-24

Test Laboratory: SGS-SAR Lab

System Performance Check 1750 MHz Head

DUT: D1750V2; Type: D1750V2; Serial: 1149

Communication System: UID 0, CW (0); Frequency: 1750 MHz;Duty Cycle: 1:1

Medium: HSL1750;Medium parameters used: f = 1750 MHz; σ = 1.309 S/m; ε_r = 40.271; ρ = 1000 kg/m^3
Phantom section: Flat Section

DASY 5 Configuration:

- Probe: ES3DV3 - SN3204; ConvF(5.44, 5.44, 5.44); Calibrated: 2021-02-10;
- Sensor-Surface: 1.4mm (Mechanical Surface Detection)
- Electronics: DAE4 Sn896; Calibrated: 2021-02-05
- Phantom: SAM 10; Type: SAM; Serial: 1563
- DASY52 52.8.8(1222); SEMCAD X 14.6.10(7331)

Body/d=10mm, Pin=250mW/Area Scan (7x11x1): Measurement grid: dx=15mm, dy=15mm
Maximum value of SAR (measured) = 10.1 W/kg

Body/d=10mm, Pin=250mW/Zoom Scan (5x5x7)/Cube 0: Measurement grid: dx=8mm, dy=8mm, dz=5mm
Reference Value = 79.86 V/m; Power Drift = 0.03 dB
Peak SAR (extrapolated) = 15.0 W/kg
SAR(1 g) = 8.47 W/kg; SAR(10 g) = 4.55 W/kg
Maximum value of SAR (measured) = 12.0 W/kg

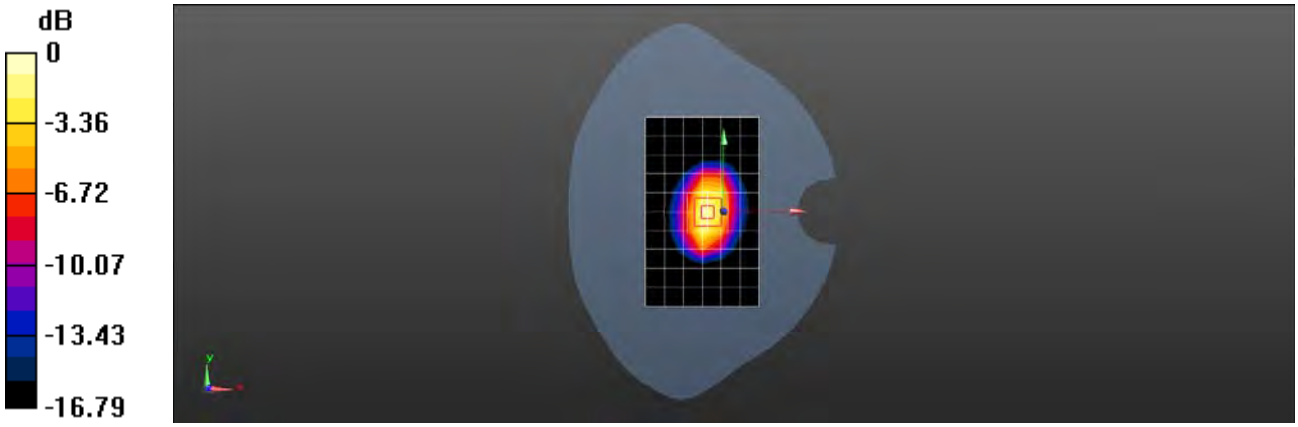

0 dB = 12.0 W/kg = 10.79 dBW/kg

Date: 2021-02-27

Test Laboratory: SGS-SAR Lab

System Performance Check 1750 MHz Head

DUT: D1750V2; Type: D1750V2; Serial: 1149

Communication System: UID 0, CW (0); Frequency: 1750 MHz;Duty Cycle: 1:1

Medium: HSL1750;Medium parameters used: f = 1750 MHz; σ = 1.329 S/m; ε_r = 38.834; ρ = 1000 kg/m^3
Phantom section: Flat Section

DASY 5 Configuration:

- Probe: ES3DV3 - SN3204; ConvF(5.44, 5.44, 5.44); Calibrated: 2021-02-10;
- Sensor-Surface: 1.4mm (Mechanical Surface Detection)
- Electronics: DAE4 Sn896; Calibrated: 2021-02-05
- Phantom: SAM 10; Type: SAM; Serial: 1563
- DASY52 52.8.8(1222); SEMCAD X 14.6.10(7331)

Body/d=10mm, Pin=250mW/Area Scan (7x10x1): Measurement grid: dx=15mm, dy=15mm
Maximum value of SAR (measured) = 13.8 W/kg

Body/d=10mm, Pin=250mW/Zoom Scan (5x5x7)/Cube 0: Measurement grid: dx=8mm, dy=8mm, dz=5mm
Reference Value = 85.86 V/m; Power Drift = -0.00 dB
Peak SAR (extrapolated) = 17.1 W/kg
SAR(1 g) = 9.24 W/kg; SAR(10 g) = 4.91 W/kg
Maximum value of SAR (measured) = 14.2 W/kg

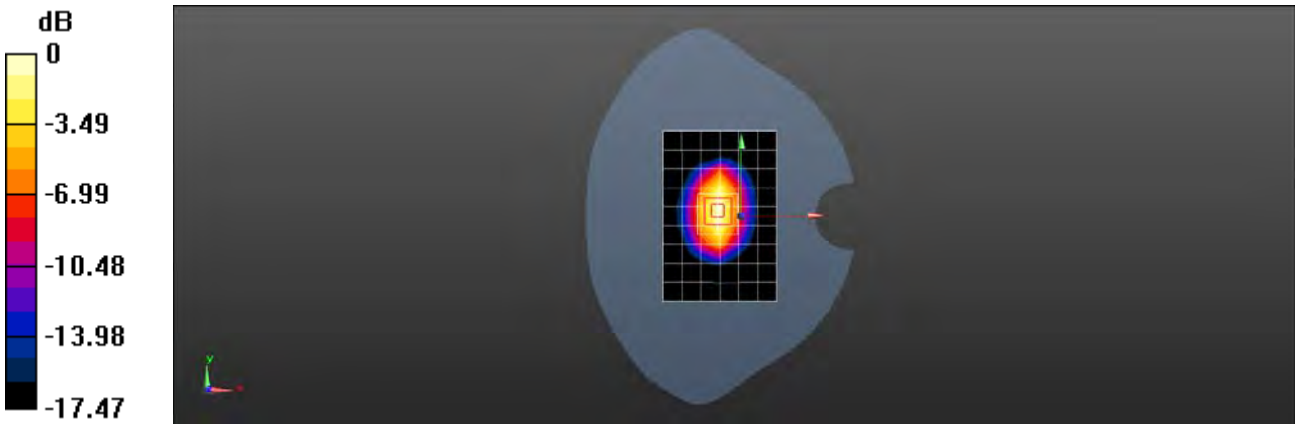

0 dB = 14.2 W/kg = 11.52 dBW/kg

Date: 2021-02-17

Test Laboratory: SGS-SAR Lab

System Performance Check 1900 MHz Head

DUT: D1900V2; Type: D1900V2; Serial: 5d028

Communication System: UID 0, CW (0); Frequency: 1900 MHz;Duty Cycle: 1:1

Medium: HSL1900;Medium parameters used: f = 1900 MHz; σ = 1.407 S/m; ε_r = 40.571; ρ = 1000 kg/m^3
Phantom section: Flat Section

DASY 5 Configuration:

- Probe: EX3DV4 - SN3982; ConvF(8.4, 8.4, 8.4); Calibrated: 2020-10-28;
- Sensor-Surface: 1.4mm (Mechanical Surface Detection)
- Electronics: DAE4 Sn1267; Calibrated: 2020-06-12
- Phantom: SAM 3; Type: SAM; Serial: 1912
- DASY52 52.8.8(1222); SEMCAD X 14.6.10(7331)

Body/d=10mm, Pin=250mW/Area Scan (5x8x1): Measurement grid: dx=15mm, dy=15mm
Maximum value of SAR (measured) = 14.2 W/kg

Body/d=10mm, Pin=250mW/Zoom Scan (5x5x7)/Cube 0: Measurement grid: dx=8mm, dy=8mm, dz=5mm
Reference Value = 82.97 V/m; Power Drift = -0.05 dB
Peak SAR (extrapolated) = 18.1 W/kg
SAR(1 g) = 9.96 W/kg; SAR(10 g) = 5.24 W/kg
Maximum value of SAR (measured) = 15.4 W/kg

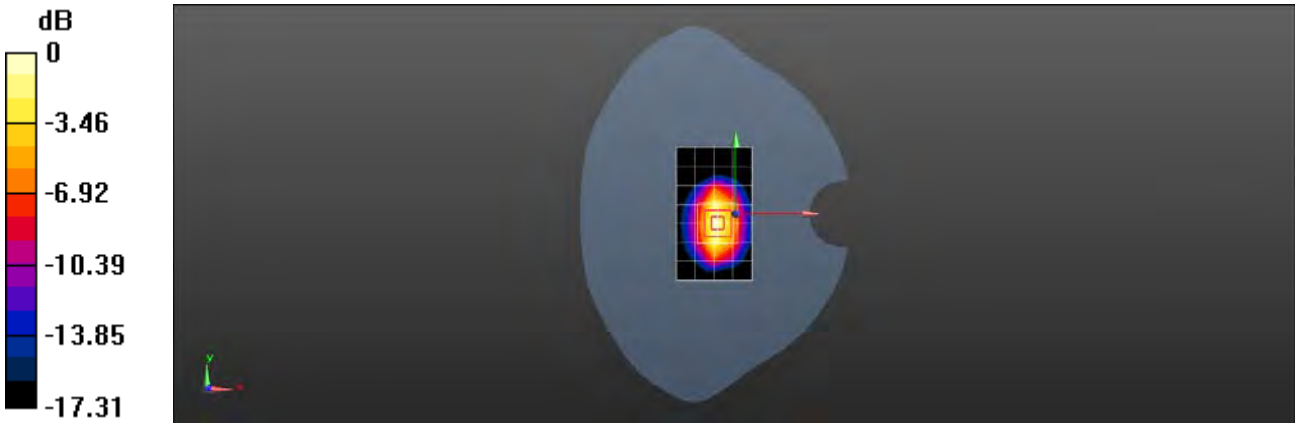

0 dB = 15.4 W/kg = 11.88 dBW/kg

Date: 2021-02-21

Test Laboratory: SGS-SAR Lab

System Performance Check 1900 MHz Head

DUT: D1900V2; Type: D1900V2; Serial: 5d028

Communication System: UID 0, CW (0); Frequency: 1900 MHz;Duty Cycle: 1:1

Medium: HSL1900;Medium parameters used: f = 1900 MHz; σ = 1.376 S/m; ε_r = 40.173; ρ = 1000 kg/m^3
Phantom section: Flat Section

DASY 5 Configuration:

- Probe: EX3DV4 - SN3982; ConvF(8.4, 8.4, 8.4); Calibrated: 2020-10-28;
- Sensor-Surface: 1.4mm (Mechanical Surface Detection)
- Electronics: DAE4 Sn1267; Calibrated: 2020-06-12
- Phantom: SAM 3; Type: SAM; Serial: 1912
- DASY52 52.8.8(1222); SEMCAD X 14.6.10(7331)

Body/d=10mm, Pin=250mW/Area Scan (7x11x1): Measurement grid: dx=15mm, dy=15mm
Maximum value of SAR (measured) = 10.3 W/kg

Body/d=10mm, Pin=250mW/Zoom Scan (7x7x7) (7x7x7)/Cube 0: Measurement grid: dx=5mm, dy=5mm, dz=5mm
Reference Value = 85.19 V/m; Power Drift = -0.06 dB
Peak SAR (extrapolated) = 17.6 W/kg
SAR(1 g) = 9.6 W/kg; SAR(10 g) = 4.99 W/kg
Maximum value of SAR (measured) = 10.9 W/kg

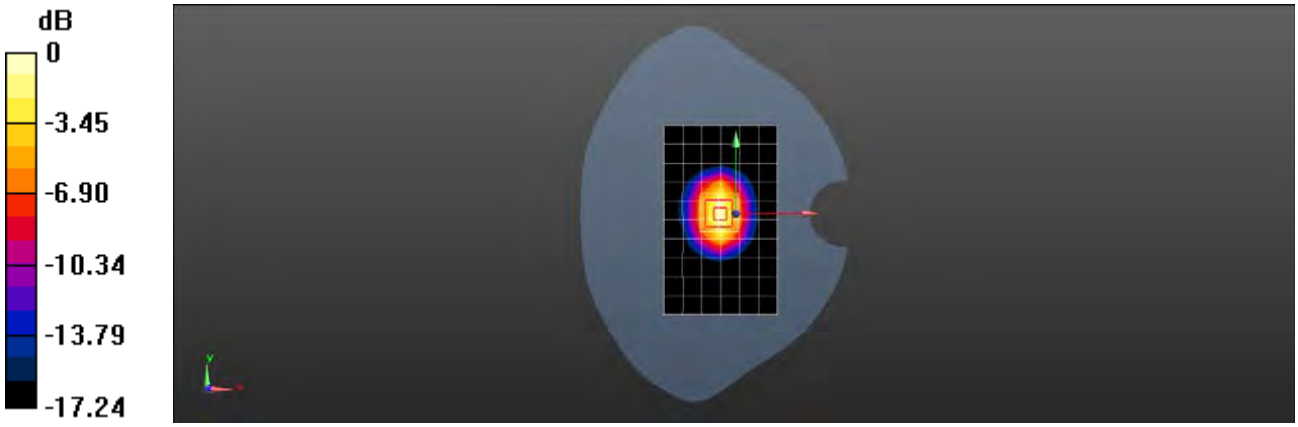

0 dB = 10.9 W/kg = 10.37 dBW/kg

Date: 2021/03/16

Test Laboratory: SGS-SAR Lab

System Performance Check 2450MHz Head

DUT: D2450V2; Type: D2450V2; Serial: 733

Communication System: UID 0, CW; Frequency: 2450 MHz;Duty Cycle: 1:1

Medium: HSL2450;Medium parameters used: f = 2450 MHz; σ = 1.803 S/m; ε_r = 40.179; ρ = 1000 kg/m^3
Phantom section: Flat Section

DASY 5 Configuration:

- Probe: EX3DV4 - SN3793; ConvF(7.06, 7.06, 7.06); Calibrated: 2020/05/09;
- Sensor-Surface: 2mm (Mechanical Surface Detection)
- Electronics: DAE4 Sn896; Calibrated: 2021/02/05
- Phantom: SAM 9; Type: SAM; Serial: 1769
- DASY52 52.8.8(1222); SEMCAD X 14.6.10(7331)

Body/d=10mm, Pin=250mW/Area Scan (9x10x1): Measurement grid: dx=12mm, dy=12mm
Maximum value of SAR (measured) = 19.8 W/kg

Body/d=10mm, Pin=250mW/Zoom Scan (7x7x7)/Cube 0: Measurement grid: dx=5mm, dy=5mm, dz=5mm
Reference Value = 89.26 V/m; Power Drift = -0.01 dB
Peak SAR (extrapolated) = 27.0 W/kg
SAR(1 g) = 12.6 W/kg; SAR(10 g) = 5.82 W/kg
Maximum value of SAR (measured) = 21.7 W/kg

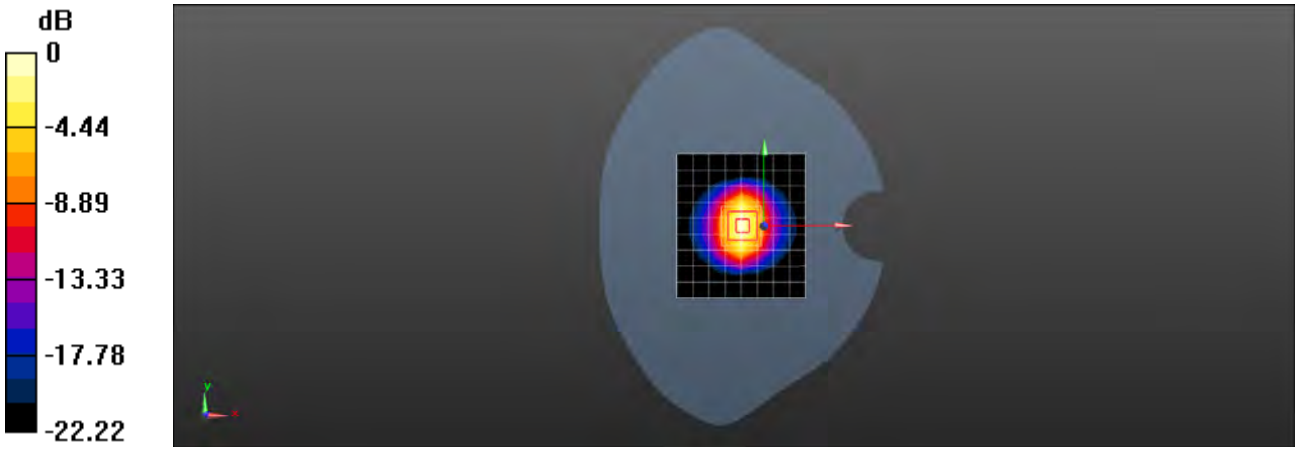

0 dB = 21.7 W/kg = 13.36 dBW/kg

Date: 2021/03/05

Test Laboratory: SGS-SAR Lab

System Performance Check 2600MHz Head

DUT: D2600V2; Type: D2600V2; Serial: 1125

Communication System: UID 0, CW (0); Frequency: 2600 MHz;Duty Cycle: 1:1

Medium: HSL2600;Medium parameters used: f = 2600 MHz; σ = 1.909 S/m; ε_r = 38.475; ρ = 1000 kg/m^3
Phantom section: Flat Section

DASY 5 Configuration:

- Probe: EX3DV4 - SN3793; ConvF(6.88, 6.88, 6.88); Calibrated: 2020/05/09;
- Sensor-Surface: 2mm (Mechanical Surface Detection)
- Electronics: DAE4 Sn896; Calibrated: 2021/02/05
- Phantom: SAM 9; Type: SAM; Serial: 1769
- DASY52 52.8.8(1222); SEMCAD X 14.6.10(7331)

Body/d=10mm, Pin=250mW/Area Scan (9x15x1): Measurement grid: dx=12mm, dy=12mm
Maximum value of SAR (measured) = 22.0 W/kg

Body/d=10mm, Pin=250mW/Zoom Scan (7x7x7)/Cube 0: Measurement grid: dx=5mm, dy=5mm, dz=5mm
Reference Value = 89.57 V/m; Power Drift = -0.10 dB
Peak SAR (extrapolated) = 28.1 W/kg
SAR(1 g) = 13.5 W/kg; SAR(10 g) = 6.04 W/kg
Maximum value of SAR (measured) = 22.9 W/kg

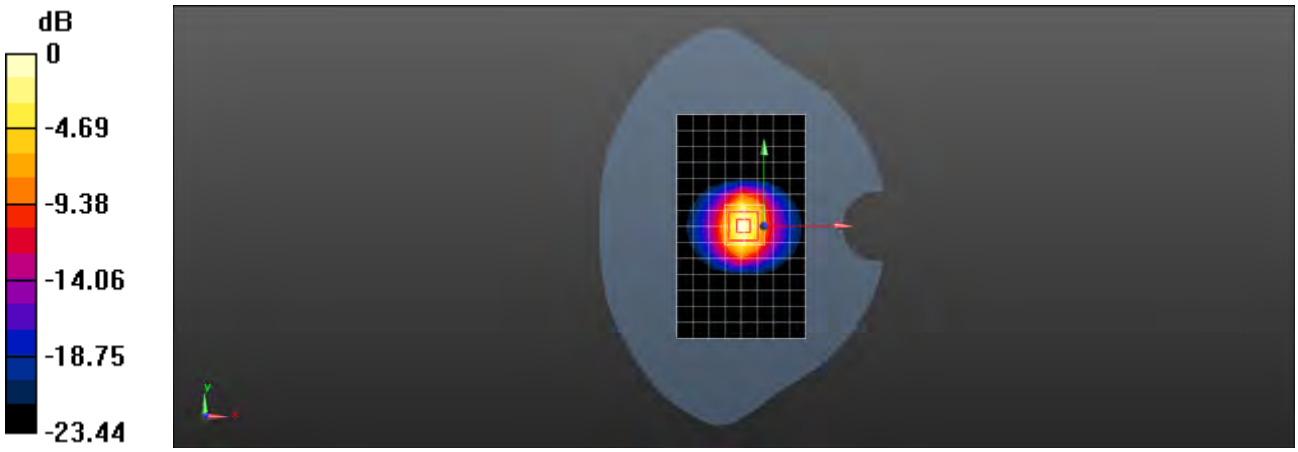

0 dB = 22.9 W/kg = 13.60 dBW/kg

Date: 2021/03/14

Test Laboratory: SGS-SAR Lab

System Performance Check 2600MHz Head

DUT: D2600V2; Type: D2600V2; Serial: 1125

Communication System: UID 0, CW (0); Frequency: 2600 MHz;Duty Cycle: 1:1

Medium: HSL2600;Medium parameters used: f = 2600 MHz; σ = 1.934 S/m; ε_r = 38.835; ρ = 1000 kg/m^3
Phantom section: Flat Section

DASY 5 Configuration:

- Probe: EX3DV4 - SN3793; ConvF(6.88, 6.88, 6.88); Calibrated: 2020/05/09;
- Sensor-Surface: 2mm (Mechanical Surface Detection)
- Electronics: DAE4 Sn896; Calibrated: 2021/02/05
- Phantom: SAM 9; Type: SAM; Serial: 1769
- DASY52 52.8.8(1222); SEMCAD X 14.6.10(7331)

Body/d=10mm, Pin=250mW/Area Scan (9x15x1): Measurement grid: dx=12mm, dy=12mm
Maximum value of SAR (measured) = 23.3 W/kg

Body/d=10mm, Pin=250mW/Zoom Scan (7x7x7)/Cube 0: Measurement grid: dx=5mm, dy=5mm, dz=5mm
Reference Value = 91.21 V/m; Power Drift = -0.06 dB
Peak SAR (extrapolated) = 28.5 W/kg
SAR(1 g) = 13.7 W/kg; SAR(10 g) = 6.15 W/kg
Maximum value of SAR (measured) = 23.2 W/kg

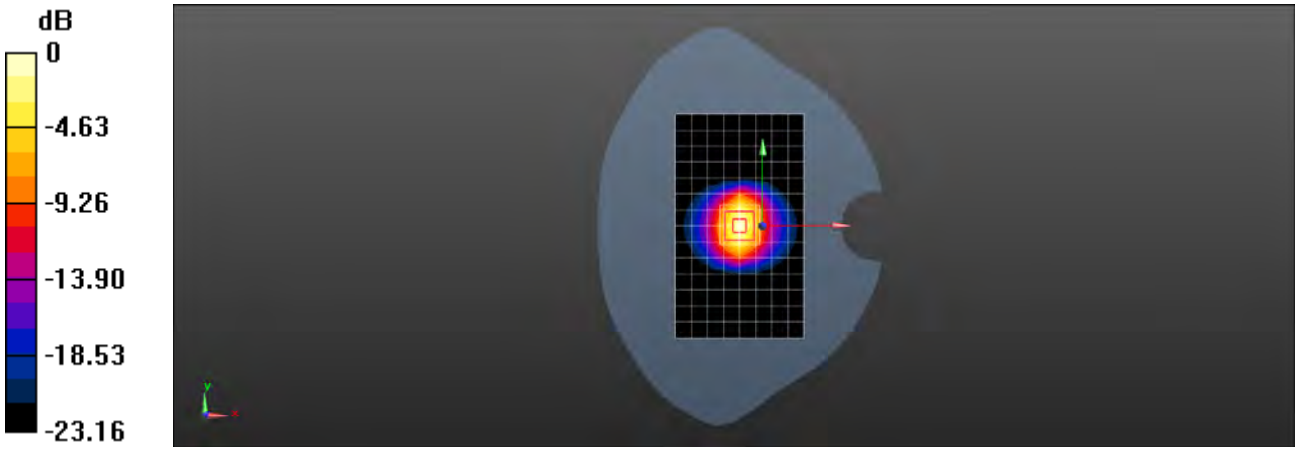

0 dB = 23.2 W/kg = 13.65 dBW/kg

Date: 2021/03/10

Test Laboratory: SGS-SAR Lab

System Performance Check 2600MHz Head

DUT: D2600V2; Type: D2600V2; Serial: 1125

Communication System: UID 0, CW (0); Frequency: 2600 MHz;Duty Cycle: 1:1

Medium: HSL2600;Medium parameters used: f = 2600 MHz; σ = 2 S/m; ε_r = 39.388; ρ = 1000 kg/m^3

Phantom section: Flat Section

DASY 5 Configuration:

- Probe: EX3DV4 - SN3793; ConvF(6.88, 6.88, 6.88); Calibrated: 2020/05/09;
- Sensor-Surface: 2mm (Mechanical Surface Detection)
- Electronics: DAE4 Sn896; Calibrated: 2021/02/05
- Phantom: SAM 9; Type: SAM; Serial: 1769
- DASY52 52.8.8(1222); SEMCAD X 14.6.10(7331)

Body/d=10mm, Pin=250mW/Area Scan (9x15x1): Measurement grid: dx=12mm, dy=12mm
Maximum value of SAR (measured) = 24.1 W/kg

Body/d=10mm, Pin=250mW/Zoom Scan (7x7x7)/Cube 0: Measurement grid: dx=5mm, dy=5mm, dz=5mm
Reference Value = 91.26 V/m; Power Drift = -0.08 dB
Peak SAR (extrapolated) = 29.6 W/kg
SAR(1 g) = 14.2 W/kg; SAR(10 g) = 6.35 W/kg
Maximum value of SAR (measured) = 24.0 W/kg

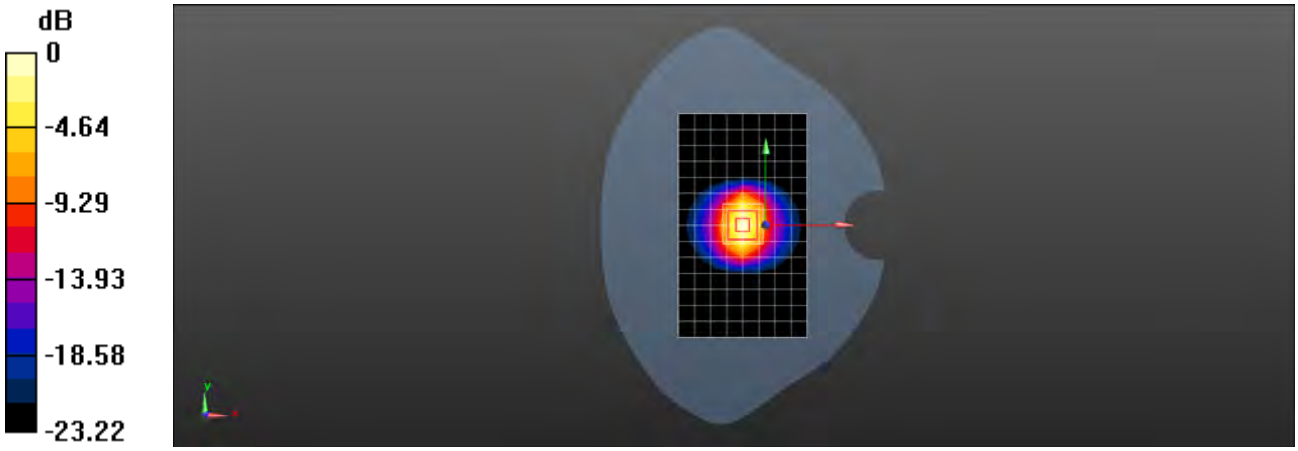

0 dB = 24.0 W/kg = 13.80 dBW/kg

Date: 2021/03/19

Test Laboratory: SGS-SAR Lab

System Performance Check 2600MHz Head

DUT: D2600V2; Type: D2600V2; Serial: 1125

Communication System: UID 0, CW (0); Frequency: 2600 MHz;Duty Cycle: 1:1

Medium: HSL2600;Medium parameters used: f = 2600 MHz; σ = 1.968 S/m; ε_r = 39.952; ρ = 1000 kg/m^3
Phantom section: Flat Section

DASY 5 Configuration:

- Probe: EX3DV4 - SN3793; ConvF(6.88, 6.88, 6.88); Calibrated: 2020/05/09;
- Sensor-Surface: 2mm (Mechanical Surface Detection)
- Electronics: DAE4 Sn896; Calibrated: 2021/02/05
- Phantom: SAM 9; Type: SAM; Serial: 1769
- DASY52 52.8.8(1222); SEMCAD X 14.6.10(7331)

Body/d=10mm, Pin=250mW/Area Scan (9x15x1): Measurement grid: dx=12mm, dy=12mm
Maximum value of SAR (measured) = 23.7 W/kg

Body/d=10mm, Pin=250mW/Zoom Scan (7x7x7)/Cube 0: Measurement grid: dx=5mm, dy=5mm, dz=5mm
Reference Value = 91.26 V/m; Power Drift = -0.08 dB
Peak SAR (extrapolated) = 29.1 W/kg
SAR(1 g) = 13.9 W/kg; SAR(10 g) = 6.24 W/kg
Maximum value of SAR (measured) = 23.6 W/kg

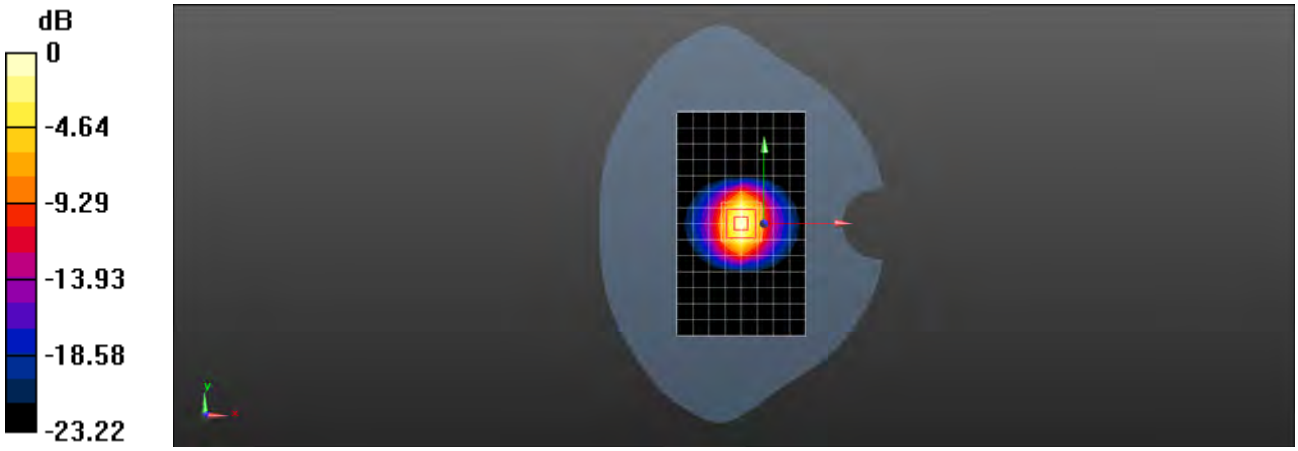

0 dB = 23.6 W/kg = 13.73 dBW/kg

Date: 2021/03/21

Test Laboratory: SGS-SAR Lab

System Performance Check 2600MHz Head

DUT: D2600V2; Type: D2600V2; Serial: 1125

Communication System: UID 0, CW (0); Frequency: 2600 MHz;Duty Cycle: 1:1

Medium: HSL2600;Medium parameters used: f = 2600 MHz; σ = 1.983 S/m; ε_r = 40.535; ρ = 1000 kg/m^3
Phantom section: Flat Section

DASY 5 Configuration:

- Probe: EX3DV4 - SN3793; ConvF(6.88, 6.88, 6.88); Calibrated: 2020/05/09;
- Sensor-Surface: 2mm (Mechanical Surface Detection)
- Electronics: DAE4 Sn896; Calibrated: 2021/02/05
- Phantom: SAM 9; Type: SAM; Serial: 1769
- DASY52 52.8.8(1222); SEMCAD X 14.6.10(7331)

Body/d=10mm, Pin=250mW/Area Scan (9x15x1): Measurement grid: dx=12mm, dy=12mm
Maximum value of SAR (measured) = 23.9 W/kg

Body/d=10mm, Pin=250mW/Zoom Scan (7x7x7)/Cube 0: Measurement grid: dx=5mm, dy=5mm, dz=5mm
Reference Value = 91.21 V/m; Power Drift = -0.06 dB
Peak SAR (extrapolated) = 29.2 W/kg
SAR(1 g) = 14 W/kg; SAR(10 g) = 6.3 W/kg
Maximum value of SAR (measured) = 23.8 W/kg

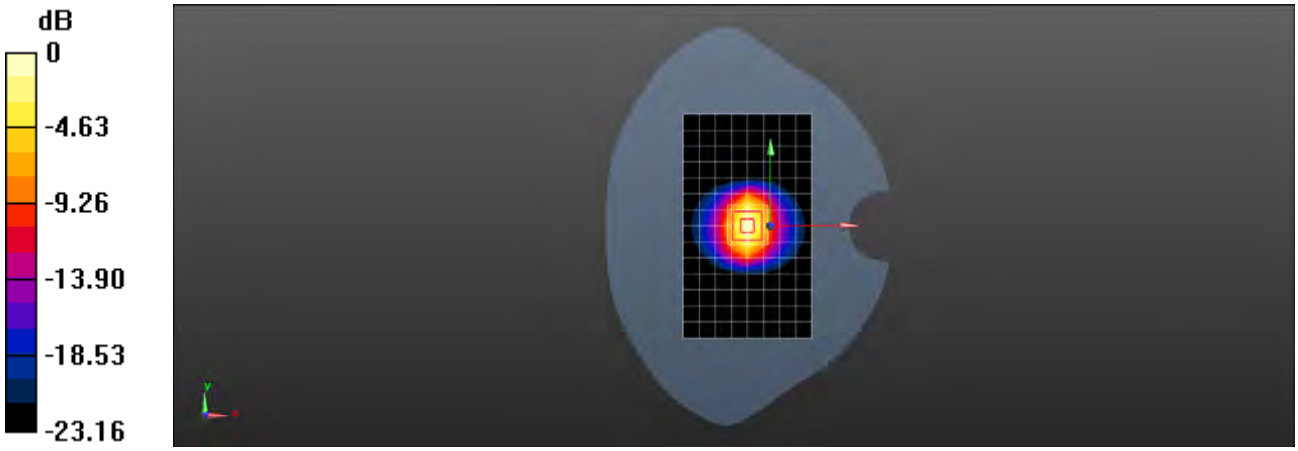

0 dB = 23.8 W/kg = 13.77 dBW/kg

Date: 2021-03-27

Test Laboratory: SGS-SAR Lab

System Performance Check 3700MHz Head

DUT: D3700V2; Type: D3700V2; Serial: 1046

Communication System: UID 0, CW (0); Frequency: 3700 MHz;Duty Cycle: 1:1

Medium: HSL3700;Medium parameters used: f = 3700 MHz; σ = 3.07 S/m; ε_r = 37.205; ρ = 1000 kg/m^3
Phantom section: Flat Section

DASY 5 Configuration:

- Probe: EX3DV4 - SN3748; ConvF(5.95, 5.95, 5.95); Calibrated: 2020-07-29
- Sensor-Surface: 2mm (Mechanical Surface Detection)
- Electronics: DAE4 Sn702; Calibrated: 2020-08-13
- Phantom: SAM 2; Type: SAM; Serial: 1913
- DASY52 52.10.3(1513); SEMCAD X 14.6.13(7474)

Body/d=10mm, Pin=100mW/Area Scan (6x9x1): Measurement grid: dx=12mm, dy=12mm
Maximum value of SAR (measured) = 8.83 W/kg

Body/d=10mm, Pin=100mW/Zoom Scan (7x7x7)/Cube 0: Measurement grid: dx=5mm, dy=5mm, dz=5mm
Reference Value = 48.40 V/m; Power Drift = -0.17 dB
Peak SAR (extrapolated) = 17.3 W/kg
SAR(1 g) = 6.34 W/kg; SAR(10 g) = 2.31 W/kg
Maximum value of SAR (measured) = 12.8 W/kg

0 dB = 12.8 W/kg = 11.07 dBW/kg

Date: 2021-03-28

Test Laboratory: SGS-SAR Lab

System Performance Check 3900MHz Head

DUT: D3900V2; Type: D3900V2; Serial: 1026

Communication System: UID 0, CW (0); Frequency: 3900 MHz;Duty Cycle: 1:1

Medium: HSL3900;Medium parameters used: f = 3900 MHz; σ = 3.283 S/m; ε_r = 36.495; ρ = 1000 kg/m^3
Phantom section: Flat Section

DASY 5 Configuration:

- Probe: EX3DV4 - SN3748; ConvF(6.06, 6.06, 6.06); Calibrated: 2020-07-29
- Sensor-Surface: 2mm (Mechanical Surface Detection)
- Electronics: DAE4 Sn702; Calibrated: 2020-08-13
- Phantom: SAM 2; Type: SAM; Serial: 1913
- DASY52 52.10.3(1513); SEMCAD X 14.6.13(7474)

Body/d=10mm, Pin=100mW/Area Scan (6x9x1): Measurement grid: dx=12mm, dy=12mm
Maximum value of SAR (measured) = 12.5 W/kg

Body/d=10mm, Pin=100mW/Zoom Scan (7x7x7)/Cube 0: Measurement grid: dx=5mm, dy=5mm, dz=5mm
Reference Value = 48.71 V/m; Power Drift = 0.09 dB
Peak SAR (extrapolated) = 18.1 W/kg
SAR(1 g) = 7.02 W/kg; SAR(10 g) = 2.52 W/kg
Maximum value of SAR (measured) = 13.8 W/kg

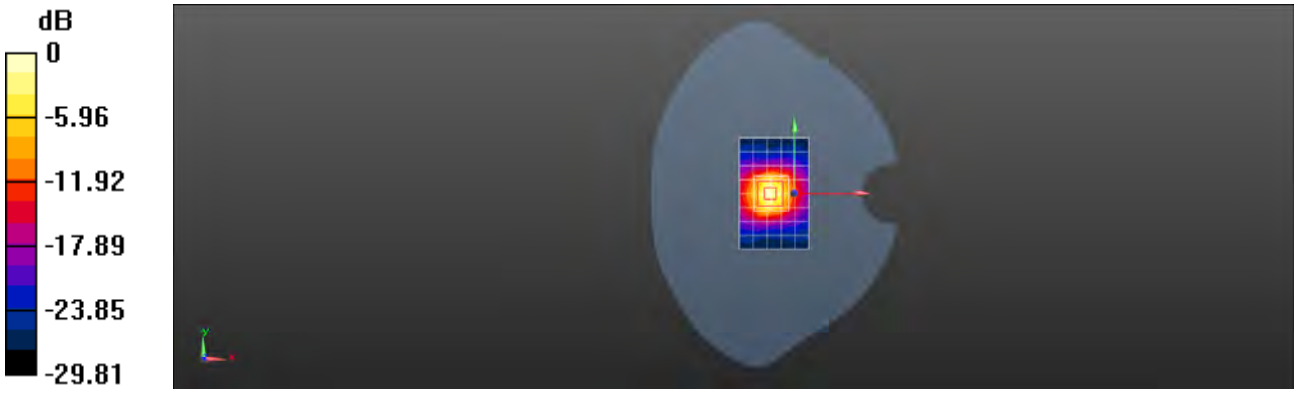

0 dB = 13.8 W/kg = 11.40 dBW/kg

Date: 2021-03-25

Test Laboratory: SGS-SAR Lab

System Performance Check 5.25GHz Head

DUT: D5GHzV2; Type: D5GHzV2; Serial: 1165

Communication System: UID 0, CW (0); Frequency: 5250 MHz;Duty Cycle: 1:1

Medium: HSL5G;Medium parameters used: f = 5250 MHz; σ = 4.767 S/m; ε_r = 36.011; ρ = 1000 kg/m^3
Phantom section: Flat Section

DASY 5 Configuration:

- Probe: EX3DV4 - SN3748; ConvF(5.05, 5.05, 5.05); Calibrated: 2020-07-29
- Sensor-Surface: 2mm (Mechanical Surface Detection)
- Electronics: DAE4 Sn702; Calibrated: 2020-08-13
- Phantom: SAM 2; Type: SAM; Serial: 1913
- DASY52 52.10.3(1513); SEMCAD X 14.6.13(7474)

Body/d=10mm, Pin=100mW, f=5250 MHz/Area Scan (8x8x1): Measurement grid: dx=10mm, dy=10mm
Maximum value of SAR (measured) = 19.5 W/kg

Body/d=10mm, Pin=100mW, f=5250 MHz/Zoom Scan (7x7x7)/Cube 0: Measurement grid: dx=4mm, dy=4mm, dz=1.4mm
Reference Value = 58.28 V/m; Power Drift = 0.05 dB
Peak SAR (extrapolated) = 32.7 W/kg
SAR(1 g) = 8.04 W/kg; SAR(10 g) = 2.32 W/kg
Maximum value of SAR (measured) = 20.5 W/kg



0 dB = 20.5 W/kg = 13.12 dBW/kg

Date: 2021-03-02

Test Laboratory: SGS-SAR Lab

System Performance Check 5.6GHz Head

DUT: D5GHzV2; Type: D5GHzV2; Serial: 1165

Communication System: UID 0, CW (0); Frequency: 5600 MHz;Duty Cycle: 1:1

Medium: HSL5G;Medium parameters used: f = 5600 MHz; σ = 5.157 S/m; ε_r = 35.059; ρ = 1000 kg/m^3
Phantom section: Flat Section

DASY 5 Configuration:

- Probe: EX3DV4 - SN3748; ConvF(4.64, 4.64, 4.64); Calibrated: 2020-07-29
- Sensor-Surface: 2mm (Mechanical Surface Detection)
- Electronics: DAE4 Sn702; Calibrated: 2020-08-13
- Phantom: SAM 2; Type: SAM; Serial: 1913
- DASY52 52.10.3(1513); SEMCAD X 14.6.13(7474)

Body/d=10mm, Pin=100mW, f=5600 MHz/Area Scan (8x8x1): Measurement grid: dx=10mm, dy=10mm
Maximum value of SAR (measured) = 16.8 W/kg

Body/d=10mm, Pin=100mW, f=5600 MHz/Zoom Scan (7x7x7)/Cube 0: Measurement grid: dx=4mm, dy=4mm, dz=1.4mm
Reference Value = 68.03 V/m; Power Drift = -0.02 dB
Peak SAR (extrapolated) = 38.4 W/kg
SAR(1 g) = 7.89 W/kg; SAR(10 g) = 2.25 W/kg
Maximum value of SAR (measured) = 22.0 W/kg

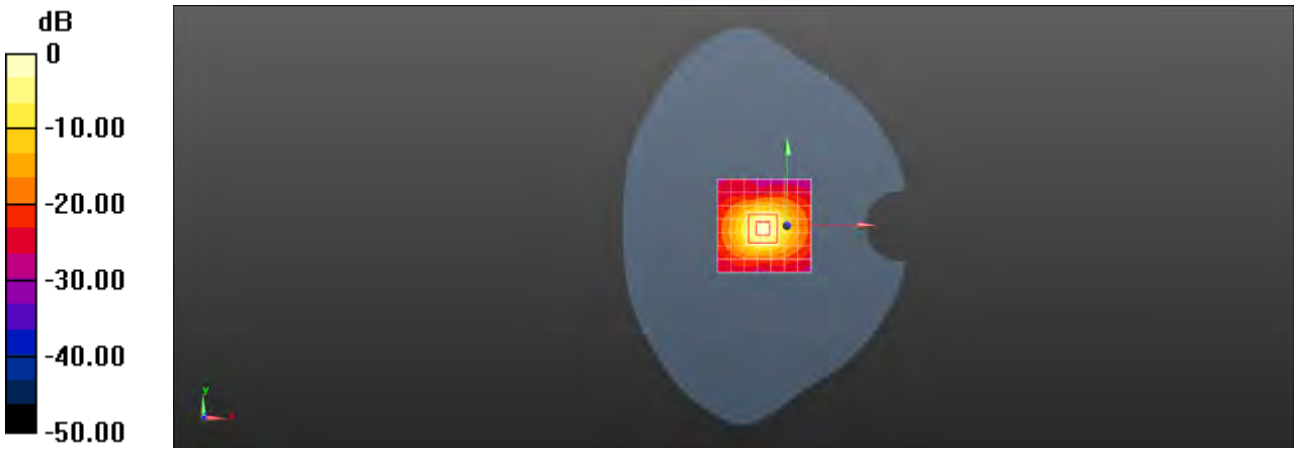

0 dB = 22.0 W/kg = 13.42 dBW/kg

Date: 2021-03-02

Test Laboratory: SGS-SAR Lab

System Performance Check 5.75GHz Head

DUT: D5GHzV2; Type: D5GHzV2; Serial: 1165

Communication System: UID 0, CW (0); Frequency: 5750 MHz;Duty Cycle: 1:1

Medium: HSL5G;Medium parameters used: f = 5750 MHz; σ = 5.329 S/m; ε_r = 34.695; ρ = 1000 kg/m^3
Phantom section: Flat Section

DASY 5 Configuration:

- Probe: EX3DV4 - SN3748; ConvF(4.70, 4.70, 4.70); Calibrated: 2020-07-29
- Sensor-Surface: 2mm (Mechanical Surface Detection)
- Electronics: DAE4 Sn702; Calibrated: 2020-08-13
- Phantom: SAM 2; Type: SAM; Serial: 1913
- DASY52 52.10.3(1513); SEMCAD X 14.6.13(7474)

Body/d=10mm, Pin=100mW, f=5750 MHz/Area Scan (8x8x1): Measurement grid: dx=10mm, dy=10mm
Maximum value of SAR (measured) = 15.5 W/kg

Body/d=10mm, Pin=100mW, f=5750 MHz/Zoom Scan (7x7x7)/Cube 0: Measurement grid: dx=4mm, dy=4mm, dz=1.4mm
Reference Value = 45.88 V/m; Power Drift = 0.02 dB
Peak SAR (extrapolated) = 35.2 W/kg
SAR(1 g) = 7.91 W/kg; SAR(10 g) = 2.25 W/kg
Maximum value of SAR (measured) = 21.0 W/kg

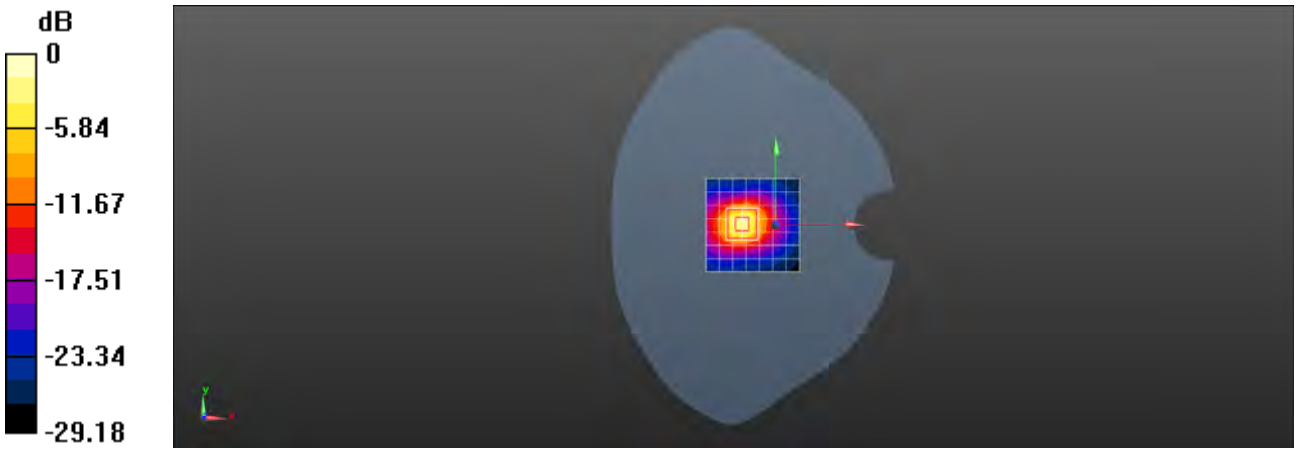

0 dB = 21.0 W/kg = 13.22 dBW/kg

Appendix B
Detailed Test Results

1. GSM
GSM850 for Head & Body
GSM1900 for Head & Body
2. WCDMA
WCDMA Band II for Head & Body
WCDMA Band IV for Head & Body
WCDMA Band V for Head & Body
3. LTE
LTE Band 2 for Head & Body
LTE Band 4 for Head & Body
LTE Band 5 for Head & Body
LTE Band 7 for Head & Body
LTE Band 12 for Head & Body
LTE Band 17 for Head & Body
LTE Band 38 for Head & Body
LTE Band 41 for Head & Body
LTE Band 66 for Head & Body
4. 5G NR
NR Band n7 for Head & Body
NR Band n38 for Head & Body
NR Band n41 for Head & Body
NR Band n66 for Head & Body
NR Band n77 for Head & Body
NR Band n78 for Head & Body
5. WIFI
WIFI 2.4G for Head & Body
WIFI 5G for Head & Body
6. BT

BT for Head & Body

Date: 2021/03/20

Test Laboratory: SGS-SAR Lab

M2103K19G GSM 850 GSM 190CH Left cheek Ant1

DUT: M2103K19G; Type: Mobile Phone; Serial: 860441050047096

Communication System: UID 0, GSM Only Communication System (0); Frequency: 836.6 MHz;Duty Cycle: 1:8.3

Medium: HSL835;Medium parameters used: f = 837 MHz; σ = 0.94 S/m; ε_r = 41.737; ρ = 1000 kg/m^3
Phantom section: Left Section

DASY 5 Configuration:

- Probe: EX3DV4 - SN3982; ConvF(10.32, 10.32, 10.32); Calibrated: 2020/10/28;
- Sensor-Surface: 3mm (Mechanical Surface Detection)
- Electronics: DAE4 Sn896; Calibrated: 2021/02/05
- Phantom: SAM 11; Type: SAM; Serial: 1410
- DASY52 52.8.8(1222); SEMCAD X 14.6.10(7331)

Configuration/Head/Area Scan (8x13x1): Measurement grid: dx=15mm, dy=15mm
Maximum value of SAR (measured) = 0.109 W/kg

Configuration/Head/Zoom Scan (5x5x7)/Cube 0: Measurement grid: dx=8mm, dy=8mm, dz=5mm
Reference Value = 2.907 V/m; Power Drift = 0.07 dB
Peak SAR (extrapolated) = 0.122 W/kg
SAR(1 g) = 0.100 W/kg; SAR(10 g) = 0.079 W/kg
Maximum value of SAR (measured) = 0.108 W/kg

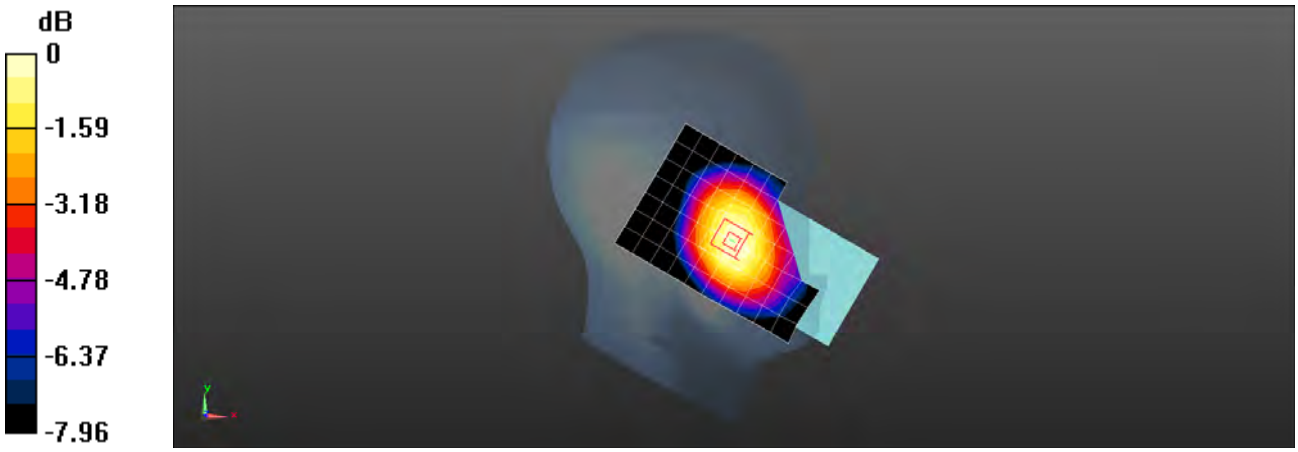

0 dB = 0.108 W/kg = -9.67 dBW/kg

Date: 2021/03/20

Test Laboratory: SGS-SAR Lab

M2103K19G GSM 850 GSM 190CH Back side 10mm Ant1

DUT: M2103K19G; Type: Mobile Phone; Serial: 860441050047773

Communication System: UID 0, GSM Only Communication System (0); Frequency: 836.6 MHz;Duty Cycle: 1:8.3

Medium: HSL835;Medium parameters used: f = 837 MHz; σ = 0.94 S/m; ε_r = 41.737; ρ = 1000 kg/m^3
Phantom section: Flat Section

DASY 5 Configuration:

- Probe: EX3DV4 - SN3982; ConvF(10.32, 10.32, 10.32); Calibrated: 2020/10/28;
- Sensor-Surface: 3mm (Mechanical Surface Detection)
- Electronics: DAE4 Sn896; Calibrated: 2021/02/05
- Phantom: SAM 11; Type: SAM; Serial: 1410
- DASY52 52.8.8(1222); SEMCAD X 14.6.10(7331)

Configuration/Body/Area Scan (8x13x1): Measurement grid: dx=15mm, dy=15mm
Maximum value of SAR (measured) = 0.108 W/kg

Configuration/Body/Zoom Scan (5x5x7)/Cube 0: Measurement grid: dx=8mm, dy=8mm, dz=5mm
Reference Value = 9.974 V/m; Power Drift = 0.01 dB
Peak SAR (extrapolated) = 0.147 W/kg
SAR(1 g) = 0.091 W/kg; SAR(10 g) = 0.056 W/kg
Maximum value of SAR (measured) = 0.107 W/kg

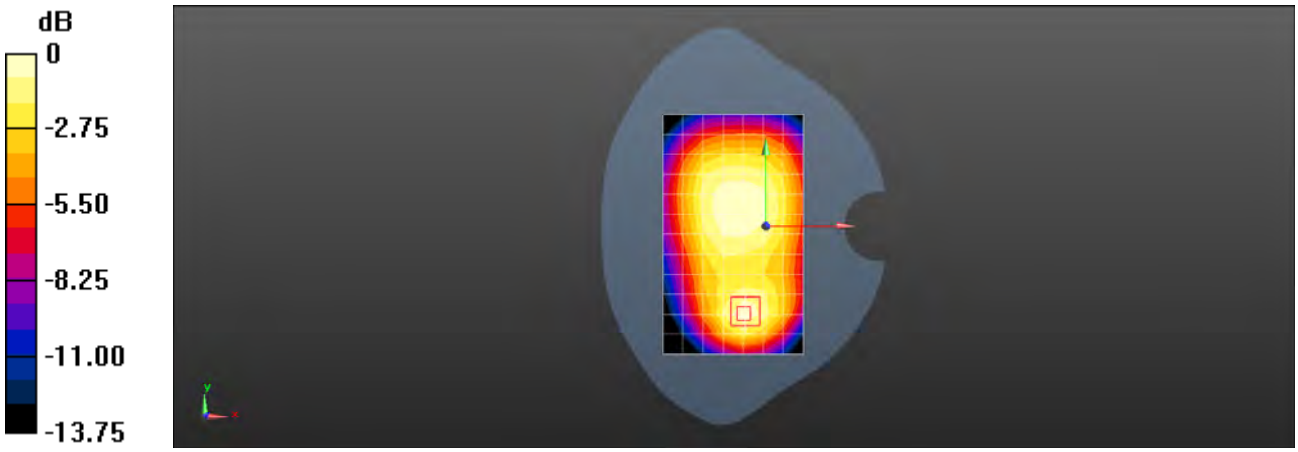

0 dB = 0.107 W/kg = -9.71 dBW/kg

Date: 2021/03/20

Test Laboratory: SGS-SAR Lab

M2103K19G GSM 850 GPRS 4TS 190CH Back side 10mm Ant1

DUT: M2103K19G; Type: Mobile Phone; Serial: 860441050047773

Communication System: UID 0, GPRS/EGPRS Mode(4up) Communication System (0); Frequency: 836.6 MHz;Duty Cycle: 1:2.075

Medium: HSL835;Medium parameters used: f = 837 MHz; σ = 0.94 S/m; ε_r = 41.737; ρ = 1000 kg/m^3
Phantom section: Flat Section

DASY 5 Configuration:

- Probe: EX3DV4 - SN3982; ConvF(10.32, 10.32, 10.32); Calibrated: 2020/10/28;
- Sensor-Surface: 3mm (Mechanical Surface Detection)
- Electronics: DAE4 Sn896; Calibrated: 2021/02/05
- Phantom: SAM 11; Type: SAM; Serial: 1410
- DASY52 52.8.8(1222); SEMCAD X 14.6.10(7331)

Configuration/Body/Area Scan (8x13x1): Measurement grid: dx=15mm, dy=15mm
Maximum value of SAR (measured) = 0.0985 W/kg

Configuration/Body/Zoom Scan (5x5x7)/Cube 0: Measurement grid: dx=8mm, dy=8mm, dz=5mm
Reference Value = 9.352 V/m; Power Drift = 0.03 dB
Peak SAR (extrapolated) = 0.133 W/kg
SAR(1 g) = 0.082 W/kg; SAR(10 g) = 0.051 W/kg
Maximum value of SAR (measured) = 0.0980 W/kg

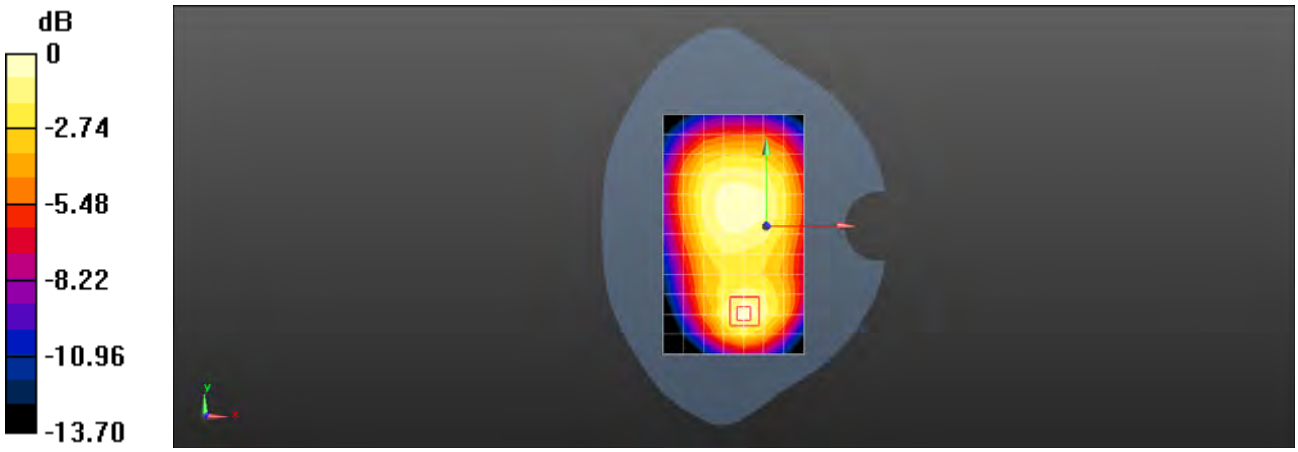

0 dB = 0.0980 W/kg = -10.09 dBW/kg

Date: 2021/03/20

Test Laboratory: SGS-SAR Lab

M2103K19G GSM 850 GSM 251CH Right tilted Ant4

DUT: M2103K19G; Type: Mobile Phone; Serial: 860441050047773

Communication System: UID 0, GPRS/EGPRS Mode(4up) Communication System (0); Frequency: 848.6 MHz;Duty Cycle: 1:2.075

Medium: HSL835;Medium parameters used: f = 849 MHz; σ = 0.948 S/m; ε_r = 41.643; ρ = 1000 kg/m^3
Phantom section: Right Section

DASY 5 Configuration:

- Probe: EX3DV4 - SN3982; ConvF(10.32, 10.32, 10.32); Calibrated: 2020/10/28;
- Sensor-Surface: 3mm (Mechanical Surface Detection)
- Electronics: DAE4 Sn896; Calibrated: 2021/02/05
- Phantom: SAM 11; Type: SAM; Serial: 1410
- DASY52 52.8.8(1222); SEMCAD X 14.6.10(7331)

Configuration/Head/Area Scan (8x14x1): Measurement grid: dx=15mm, dy=15mm
Maximum value of SAR (measured) = 0.805 W/kg

Configuration/Head/Zoom Scan (5x5x7)/Cube 0: Measurement grid: dx=8mm, dy=8mm, dz=5mm
Reference Value = 24.56 V/m; Power Drift = 0.06 dB
Peak SAR (extrapolated) = 1.35 W/kg
SAR(1 g) = 0.654 W/kg; SAR(10 g) = 0.361 W/kg
Maximum value of SAR (measured) = 0.776 W/kg

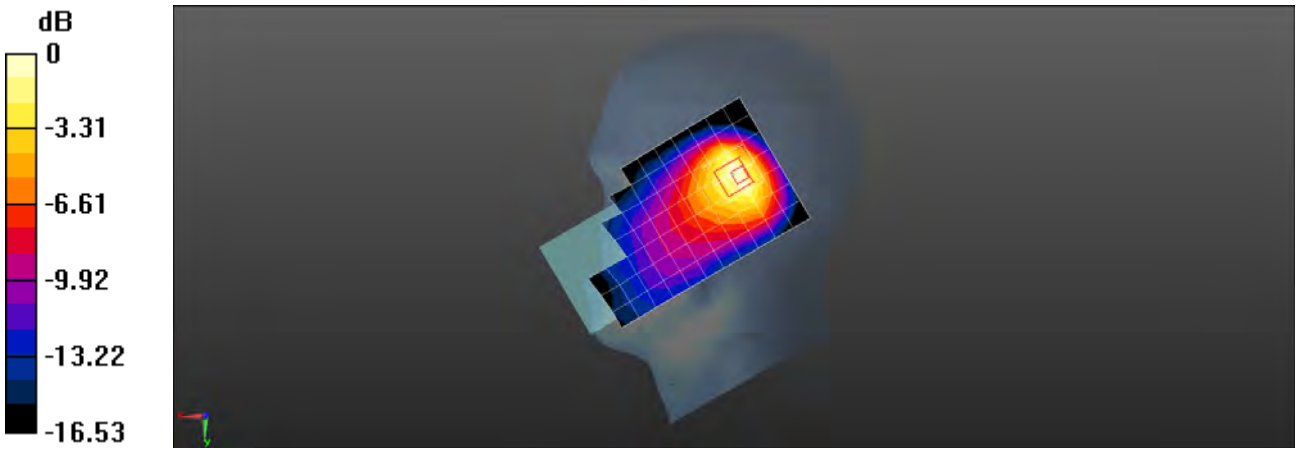

0 dB = 0.776 W/kg = -1.10 dBW/kg

Date: 2021/03/20

Test Laboratory: SGS-SAR Lab

M2103K19G GSM 850 GSM 190CH Back side 10mm Ant4

DUT: M2103K19G; Type: Mobile Phone; Serial: 860441050047773

Communication System: UID 0, GSM Only Communication System (0); Frequency: 836.6 MHz;Duty Cycle: 1:8.3

Medium: HSL835;Medium parameters used: f = 837 MHz; σ = 0.94 S/m; ε_r = 41.737; ρ = 1000 kg/m^3
Phantom section: Flat Section

DASY 5 Configuration:

- Probe: EX3DV4 - SN3982; ConvF(10.32, 10.32, 10.32); Calibrated: 2020/10/28;
- Sensor-Surface: 3mm (Mechanical Surface Detection)
- Electronics: DAE4 Sn896; Calibrated: 2021/02/05
- Phantom: SAM 11; Type: SAM; Serial: 1410
- DASY52 52.8.8(1222); SEMCAD X 14.6.10(7331)

Configuration/Body/Area Scan (8x13x1): Measurement grid: dx=15mm, dy=15mm
Maximum value of SAR (measured) = 0.295 W/kg

Configuration/Body/Zoom Scan (5x5x7)/Cube 0: Measurement grid: dx=8mm, dy=8mm, dz=5mm
Reference Value = 14.69 V/m; Power Drift = -0.04 dB
Peak SAR (extrapolated) = 0.378 W/kg
SAR(1 g) = 0.221 W/kg; SAR(10 g) = 0.141 W/kg
Maximum value of SAR (measured) = 0.297 W/kg

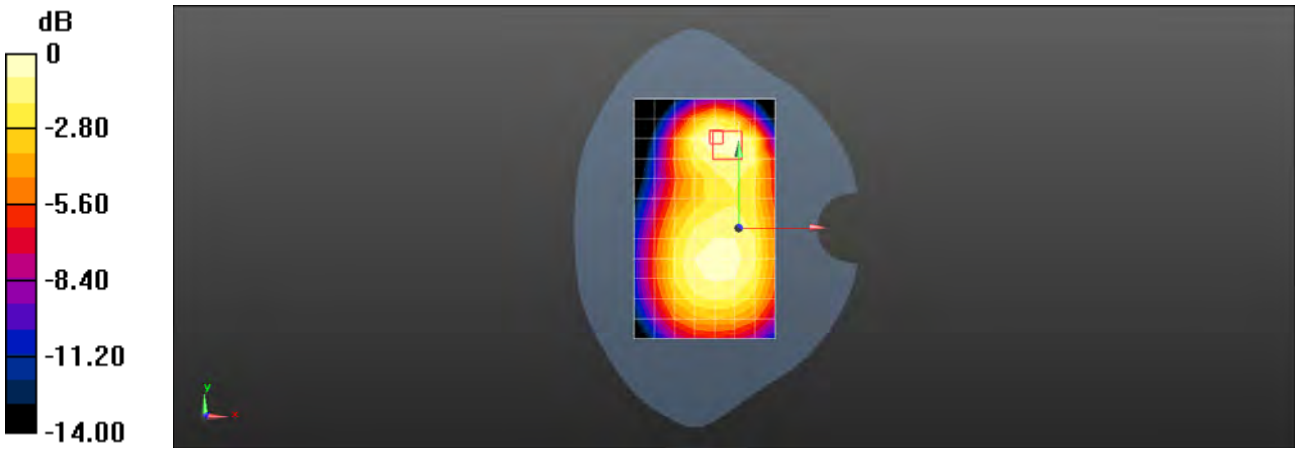

0 dB = 0.297 W/kg = -5.27 dBW/kg

Date: 2021/03/20

Test Laboratory: SGS-SAR Lab

M2103K19G GSM 850 GPRS 4TS 190CH Back side 10mm Ant4

DUT: M2103K19G; Type: Mobile Phone; Serial: 860441050047773

Communication System: UID 0, GPRS/EGPRS Mode(4up) Communication System (0); Frequency: 836.6 MHz;Duty Cycle: 1:2.075

Medium: HSL835;Medium parameters used: f = 837 MHz; σ = 0.94 S/m; ε_r = 41.737; ρ = 1000 kg/m^3
Phantom section: Flat Section

DASY 5 Configuration:

- Probe: EX3DV4 - SN3982; ConvF(10.32, 10.32, 10.32); Calibrated: 2020/10/28;
- Sensor-Surface: 3mm (Mechanical Surface Detection)
- Electronics: DAE4 Sn896; Calibrated: 2021/02/05
- Phantom: SAM 11; Type: SAM; Serial: 1410
- DASY52 52.8.8(1222); SEMCAD X 14.6.10(7331)

Configuration/Body/Area Scan (8x13x1): Measurement grid: dx=15mm, dy=15mm
Maximum value of SAR (measured) = 0.228 W/kg

Configuration/Body/Zoom Scan (5x5x7)/Cube 0: Measurement grid: dx=8mm, dy=8mm, dz=5mm
Reference Value = 13.73 V/m; Power Drift = -0.15 dB
Peak SAR (extrapolated) = 0.322 W/kg
SAR(1 g) = 0.189 W/kg; SAR(10 g) = 0.121 W/kg
Maximum value of SAR (measured) = 0.222 W/kg

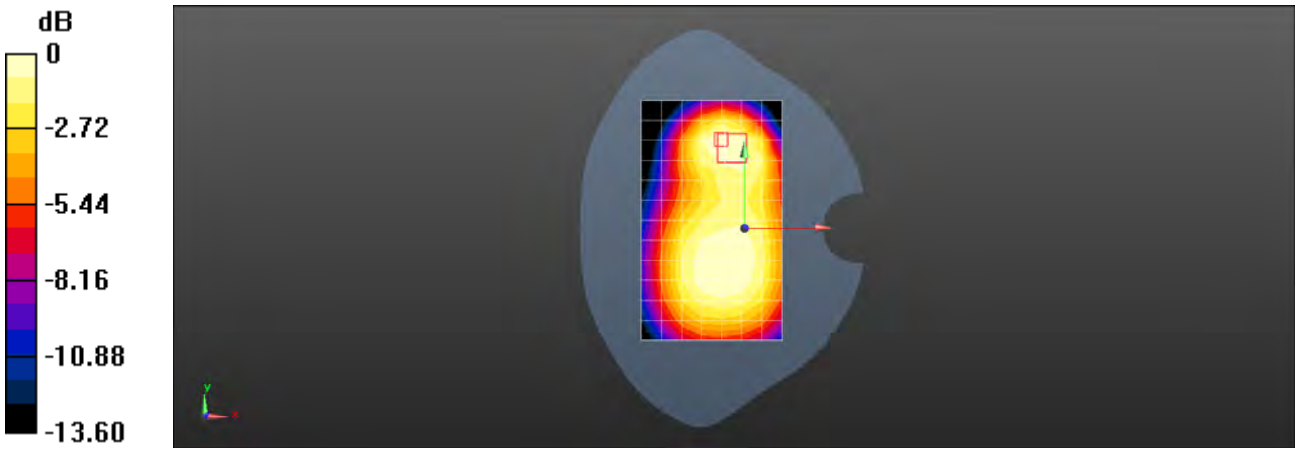

0 dB = 0.222 W/kg = -6.54 dBW/kg

Date: 2021-02-17

Test Laboratory: SGS-SAR Lab

M2103K19G GSM1900 GSM 661CH Right cheek Ant1

DUT: M2103K19G; Type: Mobile phone; Serial: 860441050047096

Communication System: UID 0, GSM 1900; Frequency: 1880 MHz;Duty Cycle: 1:8.3

Medium: HSL1900;Medium parameters used: f = 1880 MHz; σ = 1.431 S/m; ε_r = 38.544; ρ = 1000 kg/m^3
Phantom section: Right Section

DASY 5 Configuration:

- Probe: EX3DV4 - SN3982; ConvF(8.4, 8.4, 8.4); Calibrated: 2020-10-28;
- Sensor-Surface: 1.4mm (Mechanical Surface Detection)
- Electronics: DAE4 Sn1267; Calibrated: 2020-06-12
- Phantom: SAM 3; Type: SAM; Serial: 1912
- DASY52 52.8.8(1222); SEMCAD X 14.6.10(7331)

Configuration/Head/Area Scan (8x13x1): Measurement grid: dx=15mm, dy=15mm
Maximum value of SAR (measured) = 0.0561 W/kg

Configuration/Head/Zoom Scan (5x5x7)/Cube 0: Measurement grid: dx=8mm, dy=8mm, dz=5mm
Reference Value = 2.676 V/m; Power Drift = -0.06 dB
Peak SAR (extrapolated) = 0.0890 W/kg
SAR(1 g) = 0.056 W/kg; SAR(10 g) = 0.034 W/kg
Maximum value of SAR (measured) = 0.0597 W/kg



0 dB = 0.0597 W/kg = -12.24 dBW/kg

Date: 2021-02-17

Test Laboratory: SGS-SAR Lab

M2103K19G GSM 1900 GSM 661CH Back side 10mm Ant1

DUT: M2103K19G; Type: Mobile Phone; Serial: 860441050052450

Communication System: UID 0, GSM Only Communication System (0); Frequency: 1880 MHz;Duty Cycle: 1:8.3

Medium: HSL1900;Medium parameters used: f = 1880 MHz; σ = 1.398 S/m; ε_r = 40.604; ρ = 1000 kg/m^3
Phantom section: Flat Section

DASY 5 Configuration:

- Probe: EX3DV4 - SN3982; ConvF(8.4, 8.4, 8.4); Calibrated: 2020-10-28;
- Sensor-Surface: 1.4mm (Mechanical Surface Detection)
- Electronics: DAE4 Sn1267; Calibrated: 2020-06-12
- Phantom: SAM 3; Type: SAM; Serial: 1912
- DASY52 52.8.8(1222); SEMCAD X 14.6.10(7331)

Configuration/Body/Area Scan (8x13x1): Measurement grid: dx=15mm, dy=15mm
Maximum value of SAR (measured) = 0.248 W/kg

Configuration/Body/Zoom Scan (5x5x7)/Cube 0: Measurement grid: dx=8mm, dy=8mm, dz=5mm
Reference Value = 4.018 V/m; Power Drift = -0.04 dB
Peak SAR (extrapolated) = 0.312 W/kg
SAR(1 g) = 0.181 W/kg; SAR(10 g) = 0.098 W/kg
Maximum value of SAR (measured) = 0.251 W/kg

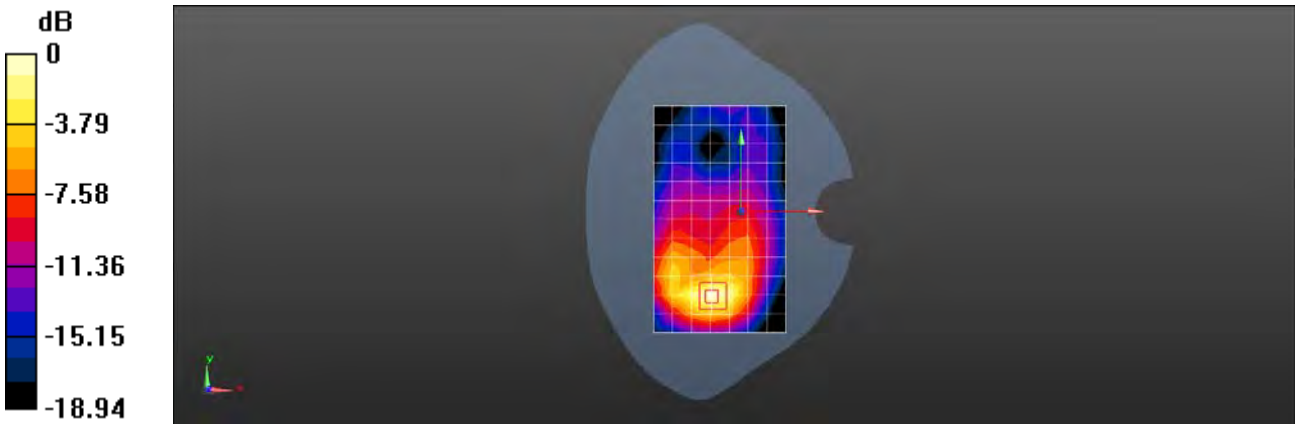

0 dB = 0.251 W/kg = -6.00 dBW/kg

Date: 2021-02-17

Test Laboratory: SGS-SAR Lab

M2103K19G GSM 1900 GPRS 4TS 661CH Bottom side 10mm Ant1

DUT: M2103K19G; Type: Mobile Phone; Serial: 860441050052450

Communication System: UID 0, GPRS/EGPRS Mode(4up) Communication System (0); Frequency: 1880 MHz;Duty Cycle: 1:2.075

Medium: HSL1900;Medium parameters used: f = 1880 MHz; σ = 1.398 S/m; ε_r = 40.604; ρ = 1000 kg/m^3
Phantom section: Flat Section

DASY 5 Configuration:

- Probe: EX3DV4 - SN3982; ConvF(8.4, 8.4, 8.4); Calibrated: 2020-10-28;
- Sensor-Surface: 1.4mm (Mechanical Surface Detection)
- Electronics: DAE4 Sn1267; Calibrated: 2020-06-12
- Phantom: SAM 3; Type: SAM; Serial: 1912
- DASY52 52.8.8(1222); SEMCAD X 14.6.10(7331)

Configuration/Body/Area Scan (5x8x1): Measurement grid: dx=15mm, dy=15mm
Maximum value of SAR (measured) = 0.470 W/kg

Configuration/Body/Zoom Scan (5x5x7)/Cube 0: Measurement grid: dx=8mm, dy=8mm, dz=5mm
Reference Value = 15.99 V/m; Power Drift = -0.03 dB
Peak SAR (extrapolated) = 0.589 W/kg
SAR(1 g) = 0.334 W/kg; SAR(10 g) = 0.175 W/kg
Maximum value of SAR (measured) = 0.467 W/kg

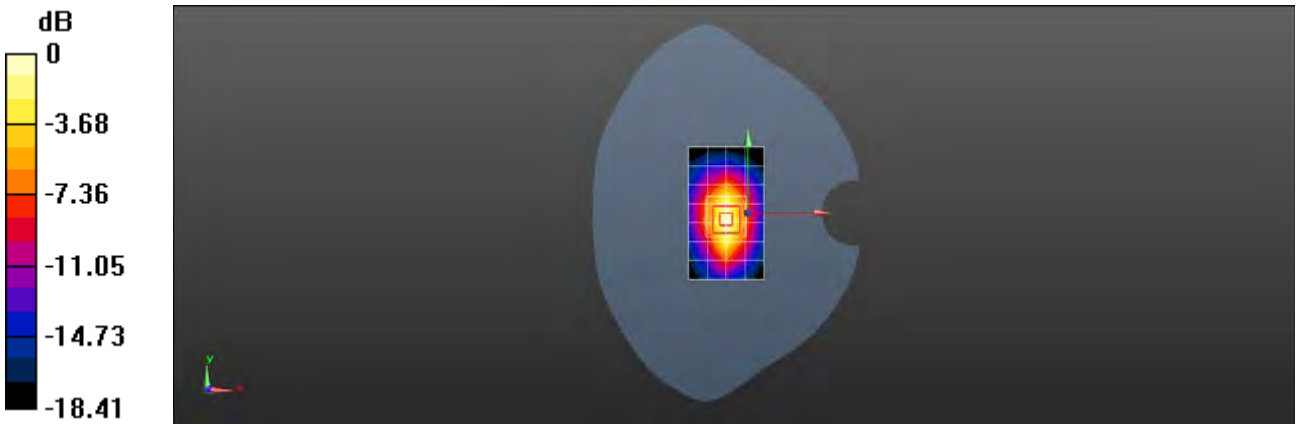

0 dB = 0.467 W/kg = -3.31 dBW/kg

Date: 2021-02-17

Test Laboratory: SGS-SAR Lab

M2103K19G GSM 1900 GSM 661CH Right tilted Ant4

DUT: M2103K19G; Type: Mobile Phone; Serial: 860441050052450

Communication System: UID 0, GSM Only Communication System (0); Frequency: 1880 MHz;Duty Cycle: 1:8.3

Medium: HSL1900;Medium parameters used: f = 1880 MHz; σ = 1.398 S/m; ε_r = 40.604; ρ = 1000 kg/m^3
Phantom section: Right Section

DASY 5 Configuration:

- Probe: EX3DV4 - SN3982; ConvF(8.4, 8.4, 8.4); Calibrated: 2020-10-28;
- Sensor-Surface: 1.4mm (Mechanical Surface Detection)
- Electronics: DAE4 Sn1267; Calibrated: 2020-06-12
- Phantom: SAM 3; Type: SAM; Serial: 1912
- DASY52 52.8.8(1222); SEMCAD X 14.6.10(7331)

Configuration/Head/Area Scan (8x14x1): Measurement grid: dx=15mm, dy=15mm
Maximum value of SAR (measured) = 0.671 W/kg

Configuration/Head/Zoom Scan (5x5x7)/Cube 0: Measurement grid: dx=8mm, dy=8mm, dz=5mm
Reference Value = 16.36 V/m; Power Drift = -0.04 dB
Peak SAR (extrapolated) = 1.05 W/kg
SAR(1 g) = 0.497 W/kg; SAR(10 g) = 0.219 W/kg
Maximum value of SAR (measured) = 0.788 W/kg



0 dB = 0.788 W/kg = -1.03 dBW/kg

Date: 2021-02-17

Test Laboratory: SGS-SAR Lab

M2103K19G GSM 1900 GSM 661CH Back side 10mm Ant4

DUT: M2103K19G; Type: Mobile Phone; Serial: 860441050052450

Communication System: UID 0, GSM Only Communication System (0); Frequency: 1880 MHz;Duty Cycle: 1:8.3

Medium: HSL1900;Medium parameters used: f = 1880 MHz; σ = 1.398 S/m; ε_r = 40.604; ρ = 1000 kg/m^3
Phantom section: Flat Section

DASY 5 Configuration:

- Probe: EX3DV4 - SN3982; ConvF(8.4, 8.4, 8.4); Calibrated: 2020-10-28;
- Sensor-Surface: 1.4mm (Mechanical Surface Detection)
- Electronics: DAE4 Sn1267; Calibrated: 2020-06-12
- Phantom: SAM 3; Type: SAM; Serial: 1912
- DASY52 52.8.8(1222); SEMCAD X 14.6.10(7331)

Configuration/Body/Area Scan (8x13x1): Measurement grid: dx=15mm, dy=15mm
Maximum value of SAR (measured) = 0.197 W/kg

Configuration/Body/Zoom Scan (5x5x7)/Cube 0: Measurement grid: dx=8mm, dy=8mm, dz=5mm
Reference Value = 4.196 V/m; Power Drift = -0.08 dB
Peak SAR (extrapolated) = 0.351 W/kg
SAR(1 g) = 0.189 W/kg; SAR(10 g) = 0.096 W/kg
Maximum value of SAR (measured) = 0.269 W/kg

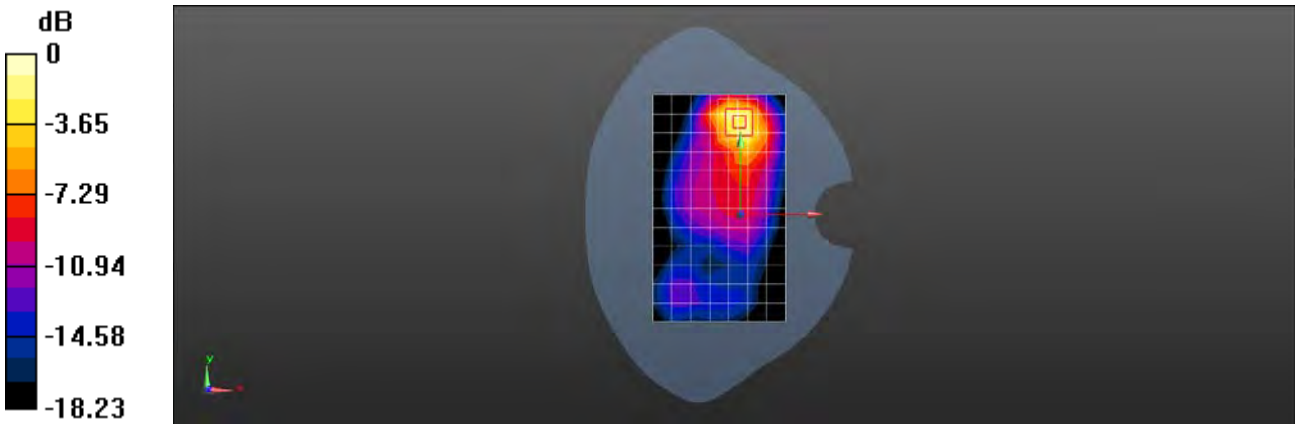

0 dB = 0.269 W/kg = -5.70 dBW/kg

Date: 2021-02-17

Test Laboratory: SGS-SAR Lab

M2103K19G GSM 1900 GPRS 4TS 661CH Top side 10mm Ant4

DUT: M2103K19G; Type: Mobile Phone; Serial: 860441050052450

Communication System: UID 0, GPRS/EGPRS Mode(4up) Communication System (0); Frequency: 1880 MHz;Duty Cycle: 1:2.075

Medium: HSL1900;Medium parameters used: f = 1880 MHz; σ = 1.398 S/m; ε_r = 40.604; ρ = 1000 kg/m^3
Phantom section: Flat Section

DASY 5 Configuration:

- Probe: EX3DV4 - SN3982; ConvF(8.4, 8.4, 8.4); Calibrated: 2020-10-28;
- Sensor-Surface: 1.4mm (Mechanical Surface Detection)
- Electronics: DAE4 Sn1267; Calibrated: 2020-06-12
- Phantom: SAM 3; Type: SAM; Serial: 1912
- DASY52 52.8.8(1222); SEMCAD X 14.6.10(7331)

Configuration/Body/Area Scan (5x8x1): Measurement grid: dx=15mm, dy=15mm
Maximum value of SAR (measured) = 0.410 W/kg

Configuration/Body/Zoom Scan (5x5x7)/Cube 0: Measurement grid: dx=8mm, dy=8mm, dz=5mm
Reference Value = 14.50 V/m; Power Drift = -0.08 dB
Peak SAR (extrapolated) = 0.519 W/kg
SAR(1 g) = 0.277 W/kg; SAR(10 g) = 0.137 W/kg
Maximum value of SAR (measured) = 0.409 W/kg

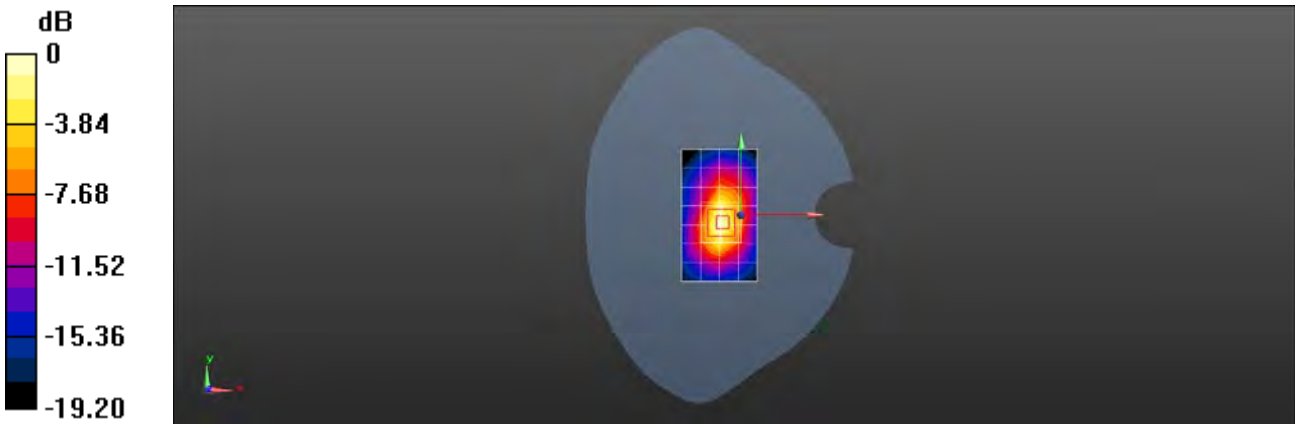

0 dB = 0.409 W/kg = -3.88 dBW/kg

Date: 2021-02-17

Test Laboratory: SGS-SAR Lab

M2103K19G WCDMA Band II RMC 9400CH Right cheek Ant1

DUT: M2103K19G; Type: Mobile Phone; Serial: 860441050052450

Communication System: UID 0, WCDMA (0); Frequency: 1880 MHz;Duty Cycle: 1:1

Medium: HSL1900;Medium parameters used: f = 1880 MHz; σ = 1.398 S/m; ε_r = 40.604; ρ = 1000 kg/m^3
Phantom section: Right Section

DASY 5 Configuration:

- Probe: EX3DV4 - SN3982; ConvF(8.4, 8.4, 8.4); Calibrated: 2020-10-28;
- Sensor-Surface: 1.4mm (Mechanical Surface Detection)
- Electronics: DAE4 Sn1267; Calibrated: 2020-06-12
- Phantom: SAM 3; Type: SAM; Serial: 1912
- DASY52 52.8.8(1222); SEMCAD X 14.6.10(7331)

Configuration/Head/Area Scan (8x14x1): Measurement grid: dx=15mm, dy=15mm
Maximum value of SAR (measured) = 0.119 W/kg

Configuration/Head/Zoom Scan (5x5x7)/Cube 0: Measurement grid: dx=8mm, dy=8mm, dz=5mm
Reference Value = 2.568 V/m; Power Drift = 0.03 dB
Peak SAR (extrapolated) = 0.163 W/kg
SAR(1 g) = 0.100 W/kg; SAR(10 g) = 0.059 W/kg
Maximum value of SAR (measured) = 0.131 W/kg

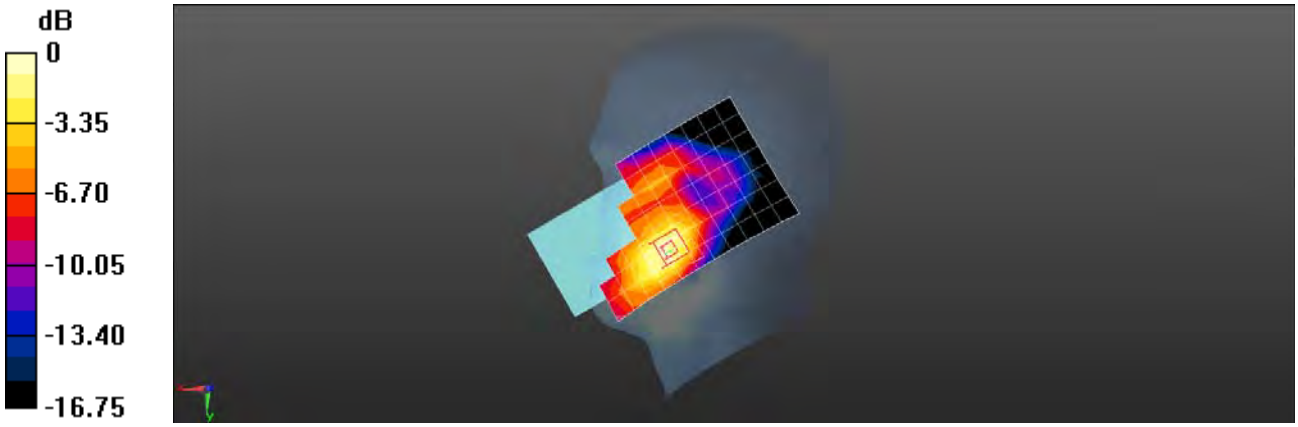

0 dB = 0.131 W/kg = -8.83 dBW/kg

Date: 2021-02-17

Test Laboratory: SGS-SAR Lab

M2103K19G WCDMA Band II RMC 9400CH Back side 15mm Ant1

DUT: M2103K19G; Type: Mobile Phone; Serial: 860441050052450

Communication System: UID 0, WCDMA (0); Frequency: 1880 MHz;Duty Cycle: 1:1

Medium: HSL1900;Medium parameters used: f = 1880 MHz; σ = 1.398 S/m; ε_r = 40.604; ρ = 1000 kg/m^3
Phantom section: Flat Section

DASY 5 Configuration:

- Probe: EX3DV4 - SN3982; ConvF(8.4, 8.4, 8.4); Calibrated: 2020-10-28;
- Sensor-Surface: 1.4mm (Mechanical Surface Detection)
- Electronics: DAE4 Sn1267; Calibrated: 2020-06-12
- Phantom: SAM 3; Type: SAM; Serial: 1912
- DASY52 52.8.8(1222); SEMCAD X 14.6.10(7331)

Configuration/Body/Area Scan (8x14x1): Measurement grid: dx=15mm, dy=15mm
Maximum value of SAR (measured) = 0.729 W/kg

Configuration/Body/Zoom Scan (5x5x7)/Cube 0: Measurement grid: dx=8mm, dy=8mm, dz=5mm
Reference Value = 6.995 V/m; Power Drift = -0.15 dB
Peak SAR (extrapolated) = 0.891 W/kg
SAR(1 g) = 0.544 W/kg; SAR(10 g) = 0.313 W/kg
Maximum value of SAR (measured) = 0.733 W/kg

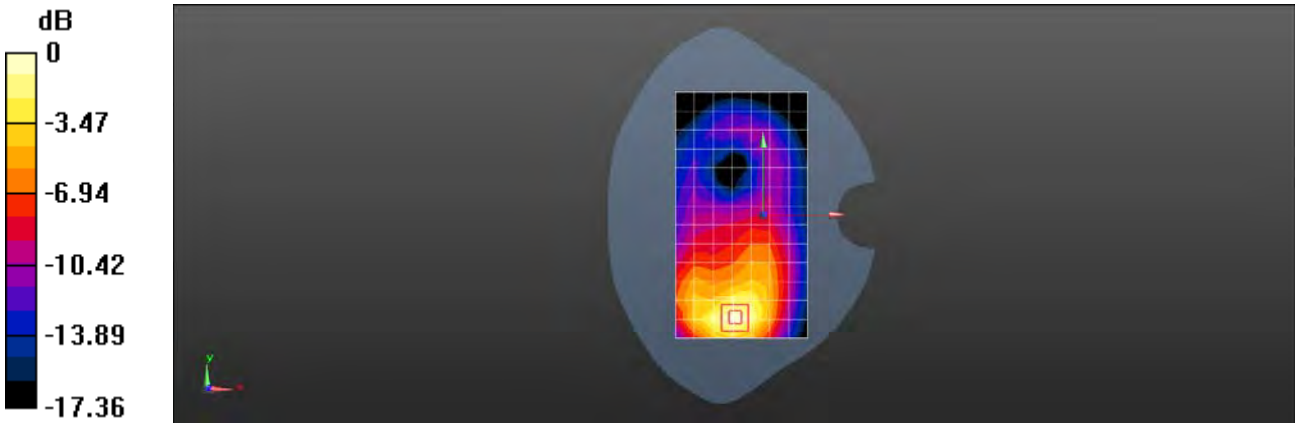

0 dB = 0.733 W/kg = -1.35 dBW/kg

Date: 2021-02-17

Test Laboratory: SGS-SAR Lab

M2103K19G WCDMA Band II RMC 9262CH Bottom side 15mm Ant1

DUT: M2103K19G; Type: Mobile Phone; Serial: 860441050052450

Communication System: UID 0, WCDMA (0); Frequency: 1852.4 MHz;Duty Cycle: 1:1

Medium: HSL1900;Medium parameters used: f = 1852.4 MHz; σ = 1.386 S/m; ε_r = 40.618; ρ = 1000 kg/m^3
Phantom section: Flat Section

DASY 5 Configuration:

- Probe: EX3DV4 - SN3982; ConvF(8.4, 8.4, 8.4); Calibrated: 2020-10-28;
- Sensor-Surface: 1.4mm (Mechanical Surface Detection)
- Electronics: DAE4 Sn1267; Calibrated: 2020-06-12
- Phantom: SAM 3; Type: SAM; Serial: 1912
- DASY52 52.8.8(1222); SEMCAD X 14.6.10(7331)

Configuration/Body/Area Scan (5x9x1): Measurement grid: dx=15mm, dy=15mm
Maximum value of SAR (measured) = 1.26 W/kg

Configuration/Body/Zoom Scan (5x5x7)/Cube 0: Measurement grid: dx=8mm, dy=8mm, dz=5mm
Reference Value = 26.60 V/m; Power Drift = -0.06 dB
Peak SAR (extrapolated) = 1.48 W/kg
SAR(1 g) = 0.884 W/kg; SAR(10 g) = 0.492 W/kg
Maximum value of SAR (measured) = 1.20 W/kg

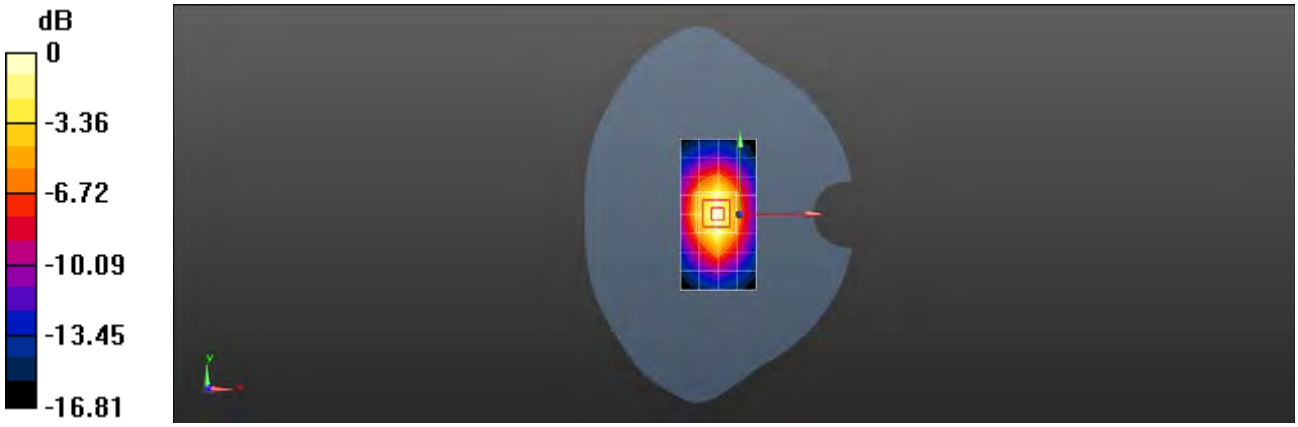

0 dB = 1.20 W/kg = 0.79 dBW/kg

Date: 2021-02-17

Test Laboratory: SGS-SAR Lab

M2103K19G WCDMA Band II RMC 9400CH Back side 0mm Ant1

DUT: M2103K19G; Type: Mobile Phone; Serial: 860441050052450

Communication System: UID 0, WCDMA (0); Frequency: 1880 MHz;Duty Cycle: 1:1

Medium: HSL1900;Medium parameters used: f = 1880 MHz; σ = 1.398 S/m; ε_r = 40.604; ρ = 1000 kg/m^3
Phantom section: Flat Section

DASY 5 Configuration:

- Probe: EX3DV4 - SN3982; ConvF(8.4, 8.4, 8.4); Calibrated: 2020-10-28;
- Sensor-Surface: 1.4mm (Mechanical Surface Detection)
- Electronics: DAE4 Sn1267; Calibrated: 2020-06-12
- Phantom: SAM 3; Type: SAM; Serial: 1912
- DASY52 52.8.8(1222); SEMCAD X 14.6.10(7331)

Configuration/Body/Area Scan (8x13x1): Measurement grid: dx=15mm, dy=15mm
Maximum value of SAR (measured) = 3.51 W/kg

Configuration/Body/Zoom Scan (5x5x7)/Cube 0: Measurement grid: dx=8mm, dy=8mm, dz=5mm
Reference Value = 4.567 V/m; Power Drift = -0.03 dB
Peak SAR (extrapolated) = 6.04 W/kg
SAR(1 g) = 2.84 W/kg; SAR(10 g) = 1.27 W/kg
Maximum value of SAR (measured) = 4.39 W/kg

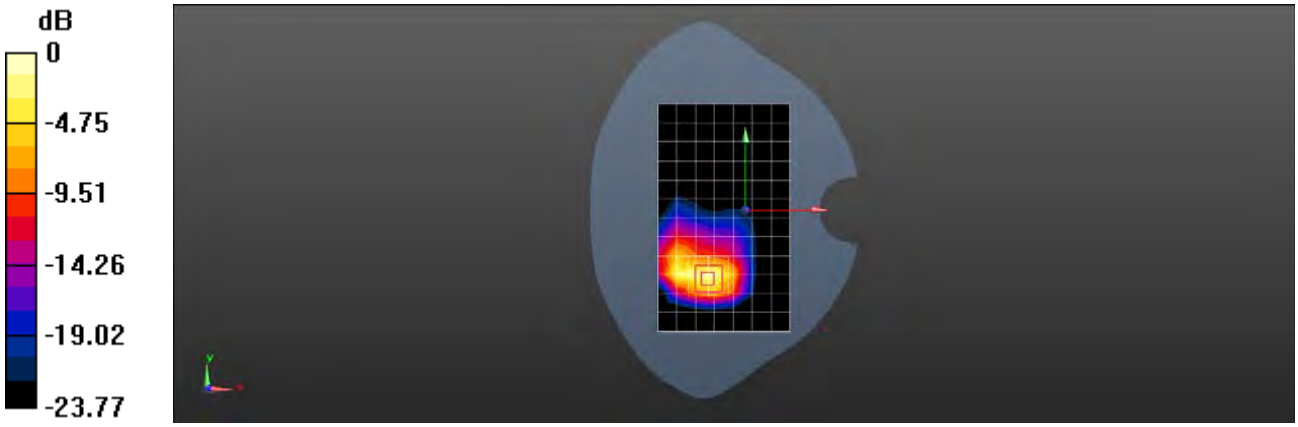

0 dB = 4.39 W/kg = 6.42 dBW/kg

Date: 2021-02-17

Test Laboratory: SGS-SAR Lab

M2103K19G WCDMA Band II RMC 9400CH Right tilted Ant4

DUT: M2103K19G; Type: Mobile Phone; Serial: 860441050052450

Communication System: UID 0, WCDMA (0); Frequency: 1880 MHz;Duty Cycle: 1:1

Medium: HSL1900;Medium parameters used: f = 1880 MHz; σ = 1.398 S/m; ε_r = 40.604; ρ = 1000 kg/m^3
Phantom section: Right Section

DASY 5 Configuration:

- Probe: EX3DV4 - SN3982; ConvF(8.4, 8.4, 8.4); Calibrated: 2020-10-28;
- Sensor-Surface: 1.4mm (Mechanical Surface Detection)
- Electronics: DAE4 Sn1267; Calibrated: 2020-06-12
- Phantom: SAM 3; Type: SAM; Serial: 1912
- DASY52 52.8.8(1222); SEMCAD X 14.6.10(7331)

Configuration/Head/Area Scan (8x14x1): Measurement grid: dx=15mm, dy=15mm
Maximum value of SAR (measured) = 0.638 W/kg

Configuration/Head/Zoom Scan (5x5x7)/Cube 0: Measurement grid: dx=8mm, dy=8mm, dz=5mm
Reference Value = 16.51 V/m; Power Drift = -0.04 dB
Peak SAR (extrapolated) = 1.28 W/kg
SAR(1 g) = 0.613 W/kg; SAR(10 g) = 0.273 W/kg
Maximum value of SAR (measured) = 0.965 W/kg



0 dB = 0.965 W/kg = -0.15 dBW/kg

Date: 2021-02-17

Test Laboratory: SGS-SAR Lab

M2103K19G WCDMA Band II RMC 9400CH Back side 10mm Ant4

DUT: M2103K19G; Type: Mobile Phone; Serial: 860441050052450

Communication System: UID 0, WCDMA (0); Frequency: 1880 MHz;Duty Cycle: 1:1

Medium: HSL1900;Medium parameters used: f = 1880 MHz; σ = 1.398 S/m; ε_r = 40.604; ρ = 1000 kg/m^3
Phantom section: Flat Section

DASY 5 Configuration:

- Probe: EX3DV4 - SN3982; ConvF(8.4, 8.4, 8.4); Calibrated: 2020-10-28;
- Sensor-Surface: 1.4mm (Mechanical Surface Detection)
- Electronics: DAE4 Sn1267; Calibrated: 2020-06-12
- Phantom: SAM 3; Type: SAM; Serial: 1912
- DASY52 52.8.8(1222); SEMCAD X 14.6.10(7331)

Configuration/Body/Area Scan (8x14x1): Measurement grid: dx=15mm, dy=15mm
Maximum value of SAR (measured) = 0.300 W/kg

Configuration/Body/Zoom Scan (5x5x7)/Cube 0: Measurement grid: dx=8mm, dy=8mm, dz=5mm
Reference Value = 4.238 V/m; Power Drift = -0.02 dB
Peak SAR (extrapolated) = 0.371 W/kg
SAR(1 g) = 0.197 W/kg; SAR(10 g) = 0.099 W/kg
Maximum value of SAR (measured) = 0.290 W/kg

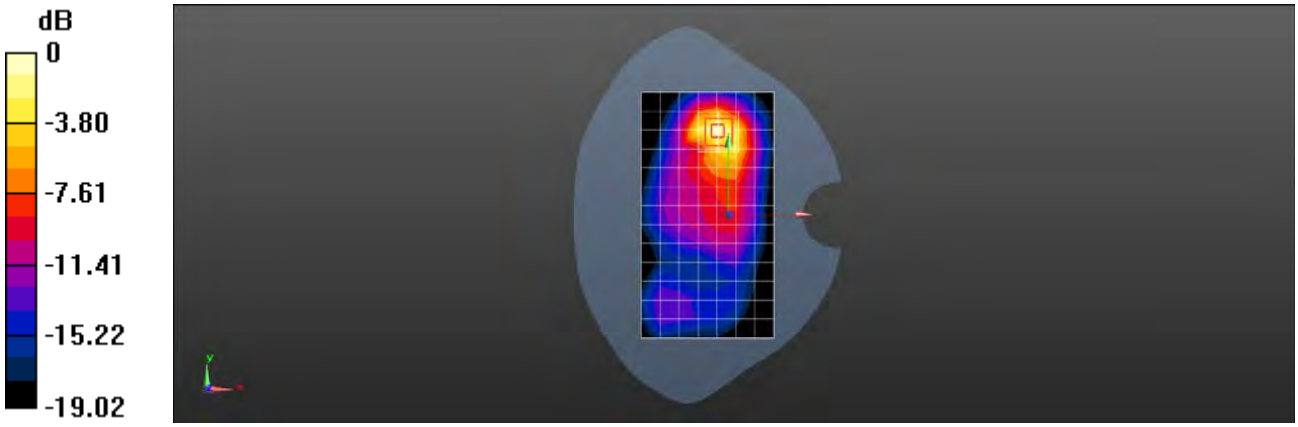

0 dB = 0.290 W/kg = -5.38 dBW/kg

Date: 2021-02-17

Test Laboratory: SGS-SAR Lab

M2103K19G WCDMA Band II RMC 9400CH Top side 10mm Ant4

DUT: M2103K19G; Type: Mobile Phone; Serial: 860441050052450

Communication System: UID 0, WCDMA (0); Frequency: 1880 MHz;Duty Cycle: 1:1

Medium: HSL1900;Medium parameters used: f = 1880 MHz; σ = 1.398 S/m; ε_r = 40.604; ρ = 1000 kg/m^3
Phantom section: Flat Section

DASY 5 Configuration:

- Probe: EX3DV4 - SN3982; ConvF(8.4, 8.4, 8.4); Calibrated: 2020-10-28;
- Sensor-Surface: 1.4mm (Mechanical Surface Detection)
- Electronics: DAE4 Sn1267; Calibrated: 2020-06-12
- Phantom: SAM 3; Type: SAM; Serial: 1912
- DASY52 52.8.8(1222); SEMCAD X 14.6.10(7331)

Configuration/Body/Area Scan (5x9x1): Measurement grid: dx=15mm, dy=15mm
Maximum value of SAR (measured) = 0.280 W/kg

Configuration/Body/Zoom Scan (5x5x7)/Cube 0: Measurement grid: dx=8mm, dy=8mm, dz=5mm
Reference Value = 10.49 V/m; Power Drift = -0.06 dB
Peak SAR (extrapolated) = 0.370 W/kg
SAR(1 g) = 0.199 W/kg; SAR(10 g) = 0.099 W/kg
Maximum value of SAR (measured) = 0.291 W/kg

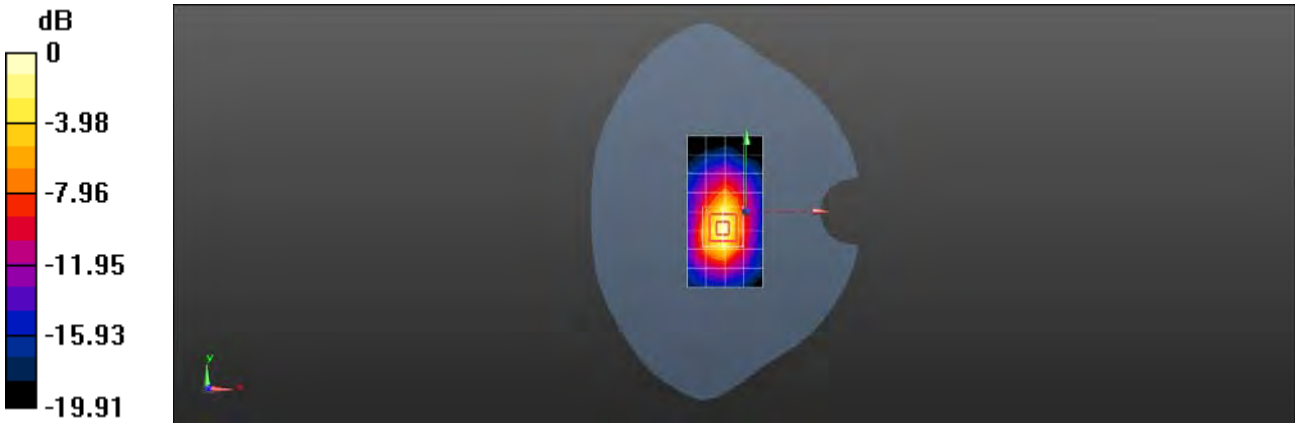

0 dB = 0.291 W/kg = -5.36 dBW/kg

Date: 2021-02-19

Test Laboratory: SGS-SAR Lab

M2103K19G WCDMA Band IV 1412H Right cheek Ant1

DUT: M2103K19G; Type: Mobile phone; Serial: 860441050047096

Communication System: UID 0, WCDMA Band IV; Frequency: 1732.4 MHz;Duty Cycle: 1:1

Medium: HSL1750;Medium parameters used: f = 1732.4 MHz; σ = 1.317 S/m; ε_r = 39.243; ρ = 1000 kg/m^3
Phantom section: Right Section

DASY 5 Configuration:

- Probe: ES3DV3 - SN3204; ConvF(5.44, 5.44, 5.44); Calibrated: 2021-02-10;
- Sensor-Surface: 1.4mm (Mechanical Surface Detection)
- Electronics: DAE4 Sn896; Calibrated: 2021-02-05
- Phantom: SAM 10; Type: SAM; Serial: 1563
- DASY52 52.8.8(1222); SEMCAD X 14.6.10(7331)

Configuration/Head/Area Scan (8x13x1): Measurement grid: dx=15mm, dy=15mm
Maximum value of SAR (measured) = 0.0737 W/kg

Configuration/Head/Zoom Scan (5x5x7)/Cube 0: Measurement grid: dx=8mm, dy=8mm, dz=5mm
Reference Value = 3.171 V/m; Power Drift = 0.08 dB
Peak SAR (extrapolated) = 0.110 W/kg
SAR(1 g) = 0.073 W/kg; SAR(10 g) = 0.046 W/kg
Maximum value of SAR (measured) = 0.0781 W/kg



0 dB = 0.0781 W/kg = -11.07 dBW/kg

Date: 2021-02-19

Test Laboratory: SGS-SAR Lab

M2103K19G WCDMA Band IV RMC 1412CH Back side 10mm Ant1

DUT: M2103K19G; Type: Mobile Phone; Serial: 860441050047096

Communication System: UID 0, WCDMA (0); Frequency: 1732.4 MHz;Duty Cycle: 1:1

Medium: HSL1750;Medium parameters used: f = 1732.4 MHz; σ = 1.328 S/m; ε_r = 40.678; ρ = 1000 kg/m^3
Phantom section: Flat Section

DASY 5 Configuration:

- Probe: ES3DV3 - SN3204; ConvF(5.44, 5.44, 5.44); Calibrated: 2021-02-10;
- Sensor-Surface: 1.4mm (Mechanical Surface Detection)
- Electronics: DAE4 Sn896; Calibrated: 2021-02-05
- Phantom: SAM 10; Type: SAM; Serial: 1563
- DASY52 52.8.8(1222); SEMCAD X 14.6.10(7331)

Configuration/Body/Area Scan (8x14x1): Measurement grid: dx=15mm, dy=15mm
Maximum value of SAR (measured) = 0.904 W/kg

Configuration/Body/Zoom Scan (5x5x7)/Cube 0: Measurement grid: dx=8mm, dy=8mm, dz=5mm
Reference Value = 5.817 V/m; Power Drift = 0.05 dB
Peak SAR (extrapolated) = 1.31 W/kg
SAR(1 g) = 0.762 W/kg; SAR(10 g) = 0.404 W/kg
Maximum value of SAR (measured) = 1.05 W/kg

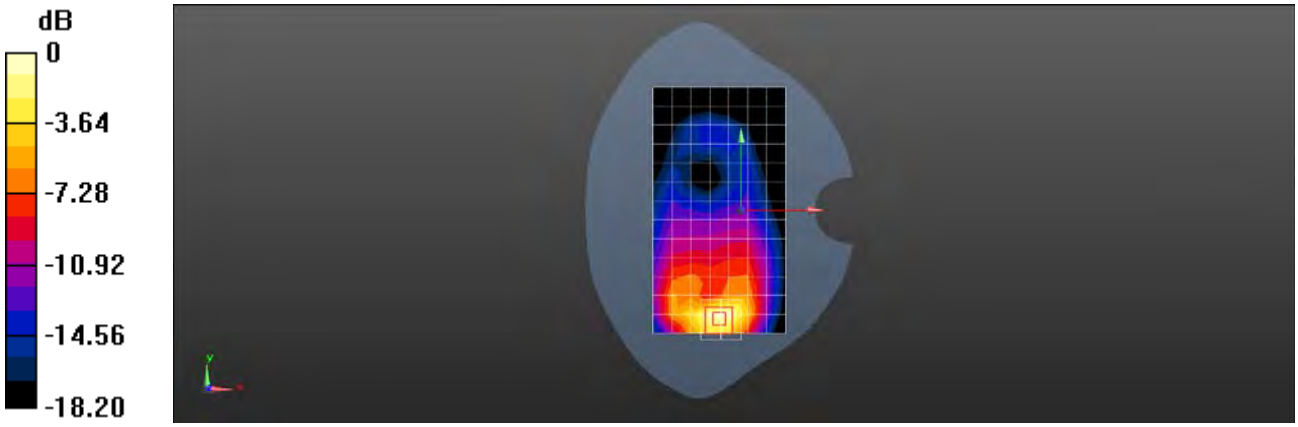

0 dB = 1.05 W/kg = 0.21 dBW/kg

Date: 2021-02-19

Test Laboratory: SGS-SAR Lab

M2103K19G WCDMA Band IV RMC 1412CH Top side 10mm Ant4

DUT: M2103K19G; Type: Mobile Phone; Serial: 860441050052450

Communication System: UID 0, WCDMA (0); Frequency: 1732.4 MHz;Duty Cycle: 1:1

Medium: HSL1750;Medium parameters used: f = 1732.4 MHz; σ = 1.328 S/m; ε_r = 40.678; ρ = 1000 kg/m^3
Phantom section: Flat Section

DASY 5 Configuration:

- Probe: ES3DV3 - SN3204; ConvF(5.44, 5.44, 5.44); Calibrated: 2021-02-10;
- Sensor-Surface: 1.4mm (Mechanical Surface Detection)
- Electronics: DAE4 Sn896; Calibrated: 2021-02-05
- Phantom: SAM 10; Type: SAM; Serial: 1563
- DASY52 52.8.8(1222); SEMCAD X 14.6.10(7331)

Configuration/Body/Area Scan (5x9x1): Measurement grid: dx=15mm, dy=15mm
Maximum value of SAR (measured) = 0.143 W/kg

Configuration/Body/Zoom Scan (5x5x7)/Cube 0: Measurement grid: dx=8mm, dy=8mm, dz=5mm
Reference Value = 7.720 V/m; Power Drift = -0.13 dB
Peak SAR (extrapolated) = 0.185 W/kg
SAR(1 g) = 0.100 W/kg; SAR(10 g) = 0.050 W/kg
Maximum value of SAR (measured) = 0.146 W/kg

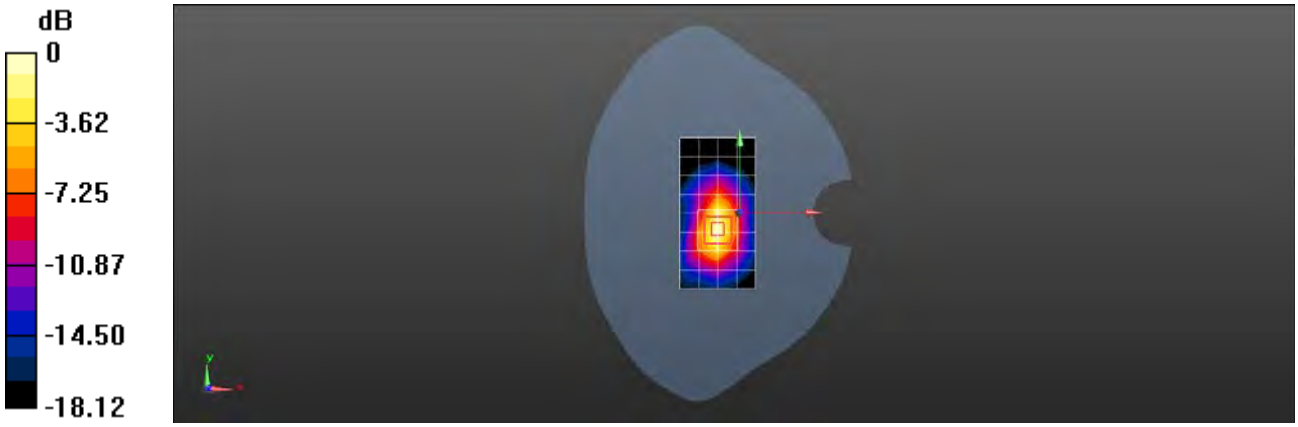

0 dB = 0.146 W/kg = -8.36 dBW/kg

Date: 2021-02-19

Test Laboratory: SGS-SAR Lab

M2103K19G WCDMA Band IV 1412CH Right tilted Ant4

DUT: M2103K19G; Type: Mobile Phone; Serial: 860441050052450

Communication System: UID 0, WCDMA (0); Frequency: 1732.4 MHz;Duty Cycle: 1:1

Medium: HSL1750;Medium parameters used (interpolated): f = 1732.4 MHz; σ = 1.317 S/m; ε_r = 39.243; ρ = 1000 kg/m^3
Phantom section: Right Section

DASY 5 Configuration:

- Probe: ES3DV3 - SN3204; ConvF(5.44, 5.44, 5.44); Calibrated: 2021-02-10;
- Sensor-Surface: 1.4mm (Mechanical Surface Detection)
- Electronics: DAE4 Sn896; Calibrated: 2021-02-05
- Phantom: SAM 10; Type: SAM; Serial: 1563
- DASY52 52.8.8(1222); SEMCAD X 14.6.10(7331)

Configuration/Head/Area Scan (8x14x1): Measurement grid: dx=15mm, dy=15mm
Maximum value of SAR (measured) = 0.285 W/kg

Configuration/Head/Zoom Scan (5x5x7)/Cube 0: Measurement grid: dx=8mm, dy=8mm, dz=5mm
Reference Value = 5.911 V/m; Power Drift = -0.07 dB
Peak SAR (extrapolated) = 0.500 W/kg
SAR(1 g) = 0.243 W/kg; SAR(10 g) = 0.109 W/kg
Maximum value of SAR (measured) = 0.340 W/kg

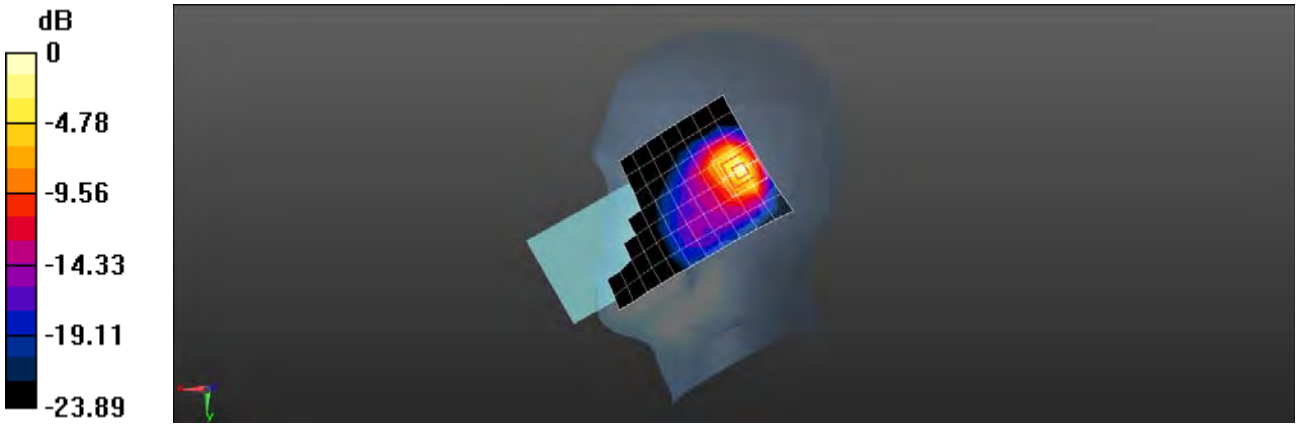

0 dB = 0.340 W/kg = -4.69 dBW/kg

Date: 2021-02-19

Test Laboratory: SGS-SAR Lab

M2103K19G WCDMA Band IV RMC 1412CH Back side 10mm Ant4

DUT: M2103K19G; Type: Mobile Phone; Serial: 860441050052450

Communication System: UID 0, WCDMA (0); Frequency: 1732.4 MHz;Duty Cycle: 1:1

Medium: HSL1750;Medium parameters used (interpolated): f = 1732.4 MHz; σ = 1.328 S/m; ε_r = 40.678; ρ = 1000 kg/m^3
Phantom section: Flat Section

DASY 5 Configuration:

- Probe: ES3DV3 - SN3204; ConvF(5.44, 5.44, 5.44); Calibrated: 2021-02-10;
- Sensor-Surface: 1.4mm (Mechanical Surface Detection)
- Electronics: DAE4 Sn896; Calibrated: 2021-02-05
- Phantom: SAM 10; Type: SAM; Serial: 1563
- DASY52 52.8.8(1222); SEMCAD X 14.6.10(7331)

Configuration/Body/Area Scan (8x14x1): Measurement grid: dx=15mm, dy=15mm
Maximum value of SAR (measured) = 0.111 W/kg

Configuration/Body/Zoom Scan (5x5x7)/Cube 0: Measurement grid: dx=8mm, dy=8mm, dz=5mm
Reference Value = 4.010 V/m; Power Drift = -0.18 dB
Peak SAR (extrapolated) = 0.149 W/kg
SAR(1 g) = 0.078 W/kg; SAR(10 g) = 0.040 W/kg
Maximum value of SAR (measured) = 0.116 W/kg

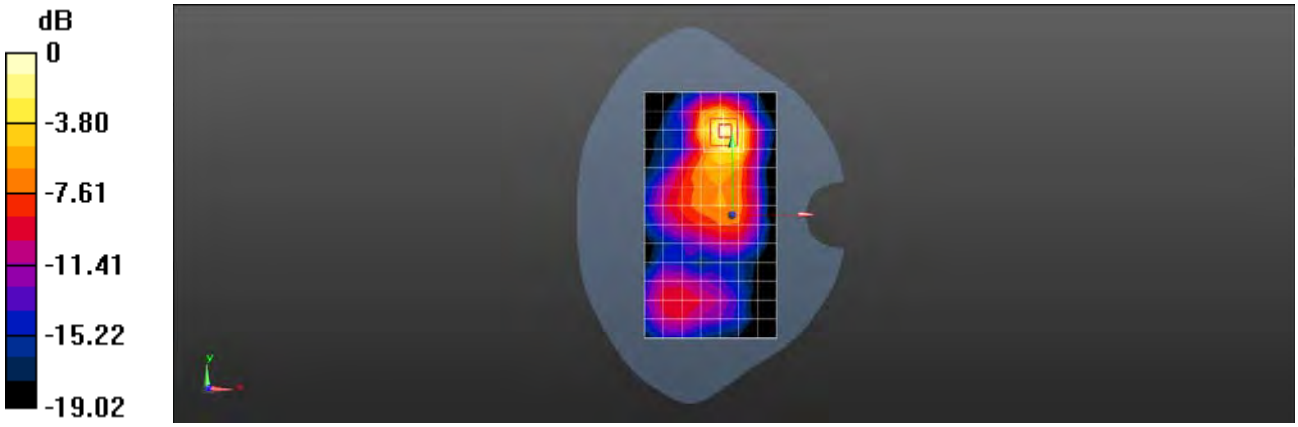

0 dB = 0.116 W/kg = -9.36 dBW/kg

Date: 2021/03/20

Test Laboratory: SGS-SAR Lab

M2103K19G WCDMA Band V 4182CH Left cheek Ant1

DUT: M2103K19G; Type: Mobile Phone; Serial: 860441050052450

Communication System: UID 0, WCDMA (0); Frequency: 836.4 MHz;Duty Cycle: 1:1

Medium: HSL835;Medium parameters used (interpolated): f = 836.4 MHz; σ = 0.939 S/m; ε_r = 41.742; ρ = 1000 kg/m^3
Phantom section: Left Section

DASY 5 Configuration:

- Probe: EX3DV4 - SN3982; ConvF(10.32, 10.32, 10.32); Calibrated: 2020/10/28;
- Sensor-Surface: 3mm (Mechanical Surface Detection)
- Electronics: DAE4 Sn896; Calibrated: 2021/02/05
- Phantom: SAM 11; Type: SAM; Serial: 1410
- DASY52 52.8.8(1222); SEMCAD X 14.6.10(7331)

Configuration/Head/Area Scan (8x13x1): Measurement grid: dx=15mm, dy=15mm
Maximum value of SAR (measured) = 0.181 W/kg

Configuration/Head/Zoom Scan (5x5x7)/Cube 0: Measurement grid: dx=8mm, dy=8mm, dz=5mm
Reference Value = 3.523 V/m; Power Drift = 0.06 dB
Peak SAR (extrapolated) = 0.204 W/kg
SAR(1 g) = 0.165 W/kg; SAR(10 g) = 0.127 W/kg
Maximum value of SAR (measured) = 0.179 W/kg

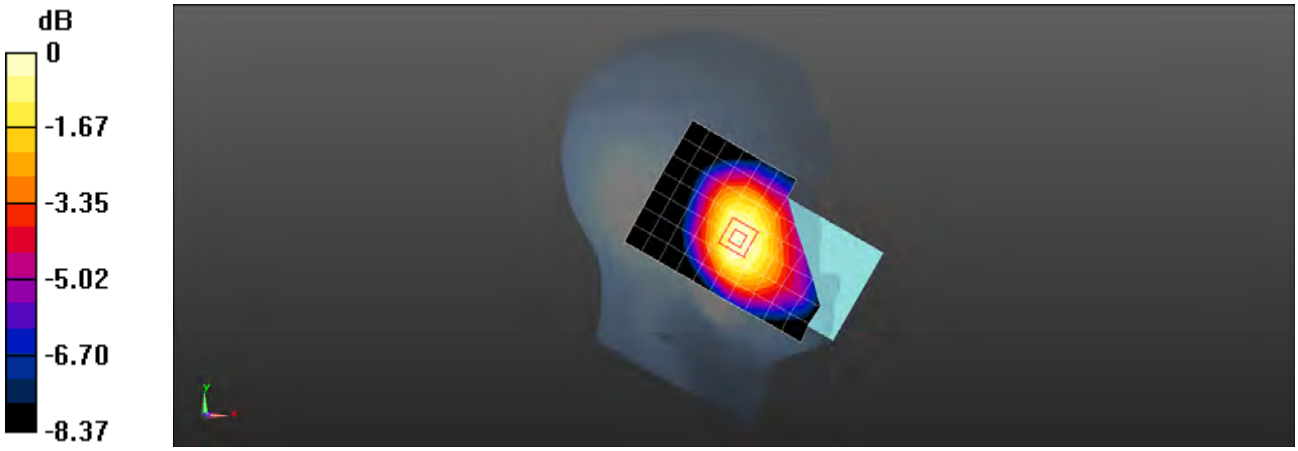

0 dB = 0.179 W/kg = -7.47 dBW/kg

Date: 2021/03/20

Test Laboratory: SGS-SAR Lab

M2103K19G WCDMA Band V 4182CH Back side 10mm Ant1

DUT: M2103K19G; Type: Mobile Phone; Serial: 860441050052450

Communication System: UID 0, WCDMA (0); Frequency: 836.4 MHz;Duty Cycle: 1:1

Medium: HSL835;Medium parameters used (interpolated): f = 836.4 MHz; σ = 0.939 S/m; ε_r = 41.742; ρ = 1000 kg/m^3
Phantom section: Flat Section

DASY 5 Configuration:

- Probe: EX3DV4 - SN3982; ConvF(10.32, 10.32, 10.32); Calibrated: 2020/10/28;
- Sensor-Surface: 3mm (Mechanical Surface Detection)
- Electronics: DAE4 Sn896; Calibrated: 2021/02/05
- Phantom: SAM 11; Type: SAM; Serial: 1410
- DASY52 52.8.8(1222); SEMCAD X 14.6.10(7331)

Configuration/Body/Area Scan (8x13x1): Measurement grid: dx=15mm, dy=15mm
Maximum value of SAR (measured) = 0.202 W/kg

Configuration/Body/Zoom Scan (5x5x7)/Cube 0: Measurement grid: dx=8mm, dy=8mm, dz=5mm
Reference Value = 13.32 V/m; Power Drift = 0.01 dB
Peak SAR (extrapolated) = 0.280 W/kg
SAR(1 g) = 0.179 W/kg; SAR(10 g) = 0.113 W/kg
Maximum value of SAR (measured) = 0.212 W/kg

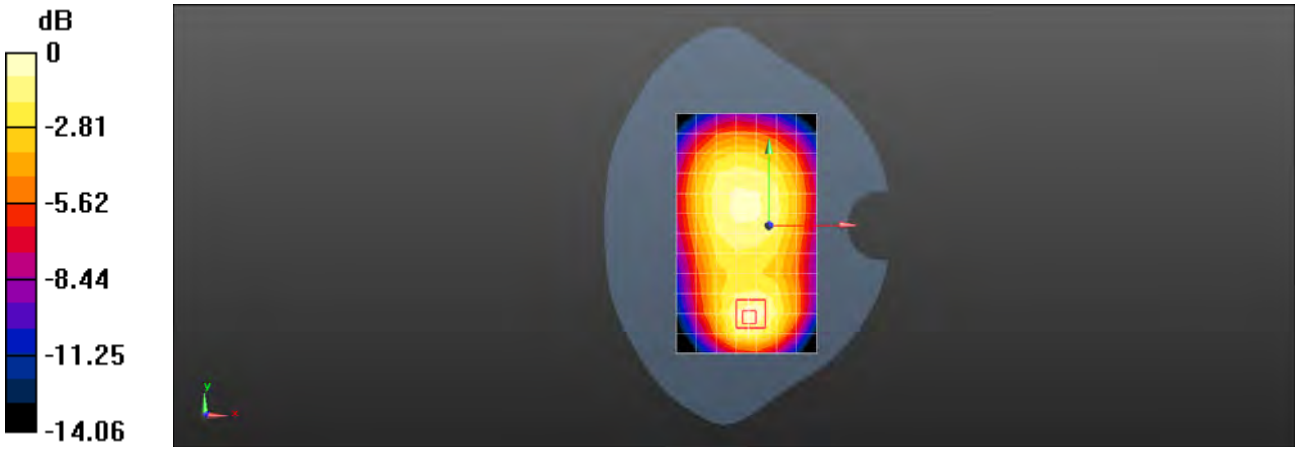

0 dB = 0.212 W/kg = -6.74 dBW/kg

Date: 2021/03/20

Test Laboratory: SGS-SAR Lab

M2103K19G WCDMA Band V 4182CH Right cheek Ant4

DUT: M2103K19G; Type: Mobile Phone; Serial: 860441050047773

Communication System: UID 0, WCDMA (0); Frequency: 836.4 MHz;Duty Cycle: 1:1

Medium: HSL835;Medium parameters used (interpolated): f = 836.4 MHz; σ = 0.939 S/m; ε_r = 41.742; ρ = 1000 kg/m^3
Phantom section: Right Section

DASY 5 Configuration:

- Probe: EX3DV4 - SN3982; ConvF(10.32, 10.32, 10.32); Calibrated: 2020/10/28;
- Sensor-Surface: 3mm (Mechanical Surface Detection)
- Electronics: DAE4 Sn896; Calibrated: 2021/02/05
- Phantom: SAM 11; Type: SAM; Serial: 1410
- DASY52 52.8.8(1222); SEMCAD X 14.6.10(7331)

Configuration/Head/Area Scan (8x14x1): Measurement grid: dx=15mm, dy=15mm
Maximum value of SAR (measured) = 0.864 W/kg

Configuration/Head/Zoom Scan (5x5x7)/Cube 0: Measurement grid: dx=8mm, dy=8mm, dz=5mm
Reference Value = 27.21 V/m; Power Drift = 0.10 dB
Peak SAR (extrapolated) = 1.38 W/kg
SAR(1 g) = 0.769 W/kg; SAR(10 g) = 0.503 W/kg
Maximum value of SAR (measured) = 0.897 W/kg



0 dB = 0.897 W/kg = -0.47 dBW/kg

Date: 2021/03/20

Test Laboratory: SGS-SAR Lab

M2103K19G WCDMA Band V 4182CH Back side 15mm Ant4

DUT: M2103K19G; Type: Mobile Phone; Serial: 860441050047773

Communication System: UID 0, WCDMA (0); Frequency: 836.4 MHz;Duty Cycle: 1:1

Medium: HSL835;Medium parameters used (interpolated): f = 836.4 MHz; σ = 0.939 S/m; ε_r = 41.742; ρ = 1000 kg/m^3
Phantom section: Flat Section

DASY 5 Configuration:

- Probe: EX3DV4 - SN3982; ConvF(10.32, 10.32, 10.32); Calibrated: 2020/10/28;
- Sensor-Surface: 3mm (Mechanical Surface Detection)
- Electronics: DAE4 Sn896; Calibrated: 2021/02/05
- Phantom: SAM 11; Type: SAM; Serial: 1410
- DASY52 52.8.8(1222); SEMCAD X 14.6.10(7331)

Configuration/Body/Area Scan (8x13x1): Measurement grid: dx=15mm, dy=15mm
Maximum value of SAR (measured) = 0.267 W/kg

Configuration/Body/Zoom Scan (5x5x7)/Cube 0: Measurement grid: dx=8mm, dy=8mm, dz=5mm
Reference Value = 15.03 V/m; Power Drift = -0.07 dB
Peak SAR (extrapolated) = 0.306 W/kg
SAR(1 g) = 0.244 W/kg; SAR(10 g) = 0.186 W/kg
Maximum value of SAR (measured) = 0.269 W/kg

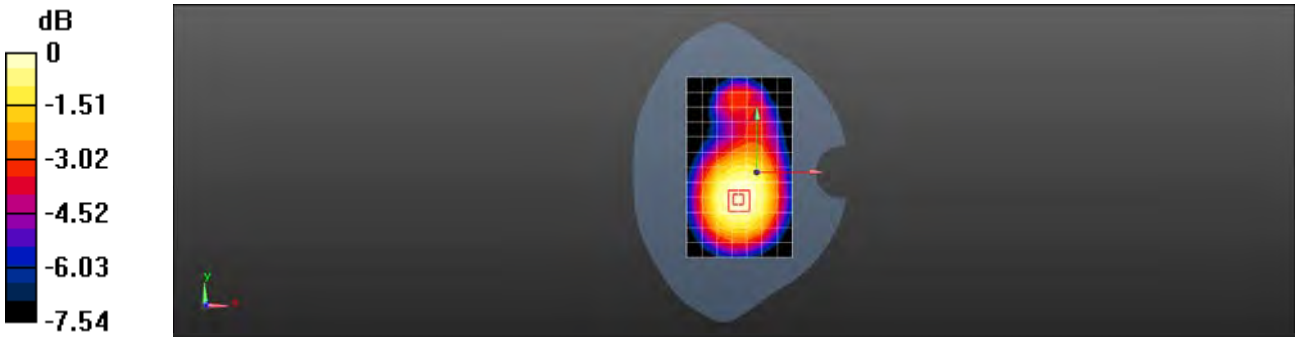

0 dB = 0.269 W/kg = -5.70 dBW/kg

Date: 2021-02-21

Test Laboratory: SGS-SAR Lab

M2103K19G LTE Band 2 20M QPSK 1RB0 18700CH Right cheek Ant1

DUT: M2103K19G; Type: Mobile Phone; Serial: 860441050052450

Communication System: UID 0, LTE-FDD BW 20MHz (0); Frequency: 1860 MHz;Duty Cycle: 1:1

Medium: HSL1900;Medium parameters used: f = 1860 MHz; σ = 1.359 S/m; ε_r = 40.216; ρ = 1000 kg/m^3
Phantom section: Right Section

DASY 5 Configuration:

- Probe: EX3DV4 - SN3982; ConvF(8.4, 8.4, 8.4); Calibrated: 2020-10-28;
- Sensor-Surface: 1.4mm (Mechanical Surface Detection)
- Electronics: DAE4 Sn1267; Calibrated: 2020-06-12
- Phantom: SAM 3; Type: SAM; Serial: 1912
- DASY52 52.8.8(1222); SEMCAD X 14.6.10(7331)

Configuration/Head/Area Scan (8x14x1): Measurement grid: dx=15mm, dy=15mm
Maximum value of SAR (measured) = 0.0858 W/kg

Configuration/Head/Zoom Scan (5x5x7)/Cube 0: Measurement grid: dx=8mm, dy=8mm, dz=5mm
Reference Value = 2.875 V/m; Power Drift = -0.03 dB
Peak SAR (extrapolated) = 0.118 W/kg
SAR(1 g) = 0.075 W/kg; SAR(10 g) = 0.045 W/kg
Maximum value of SAR (measured) = 0.0957 W/kg

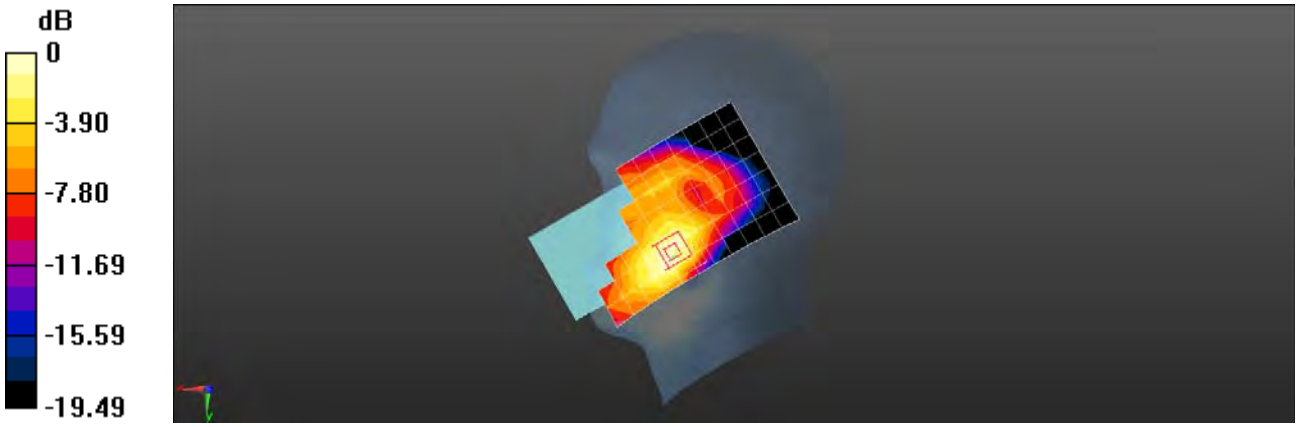

0 dB = 0.0957 W/kg = -10.19 dBW/kg

Date: 2021-02-21

Test Laboratory: SGS-SAR Lab

M2103K19G LTE Band 2 20M QPSK 1RB0 18700CH Back side 15mm Ant1

DUT: M2103K19G; Type: Mobile Phone; Serial: 860441050052450

Communication System: UID 0, LTE-FDD BW 20MHz (0); Frequency: 1860 MHz;Duty Cycle: 1:1

Medium: HSL1900;Medium parameters used: f = 1860 MHz; σ = 1.359 S/m; ε_r = 40.216; ρ = 1000 kg/m^3
Phantom section: Flat Section

DASY 5 Configuration:

- Probe: EX3DV4 - SN3982; ConvF(8.4, 8.4, 8.4); Calibrated: 2020-10-28;
- Sensor-Surface: 1.4mm (Mechanical Surface Detection)
- Electronics: DAE4 Sn1267; Calibrated: 2020-06-12
- Phantom: SAM 3; Type: SAM; Serial: 1912
- DASY52 52.8.8(1222); SEMCAD X 14.6.10(7331)

Configuration/Body/Area Scan (8x14x1): Measurement grid: dx=15mm, dy=15mm
Maximum value of SAR (measured) = 0.673 W/kg

Configuration/Body/Zoom Scan (5x5x7)/Cube 0: Measurement grid: dx=8mm, dy=8mm, dz=5mm
Reference Value = 6.174 V/m; Power Drift = 0.06 dB
Peak SAR (extrapolated) = 0.894 W/kg
SAR(1 g) = 0.548 W/kg; SAR(10 g) = 0.316 W/kg
Maximum value of SAR (measured) = 0.730 W/kg

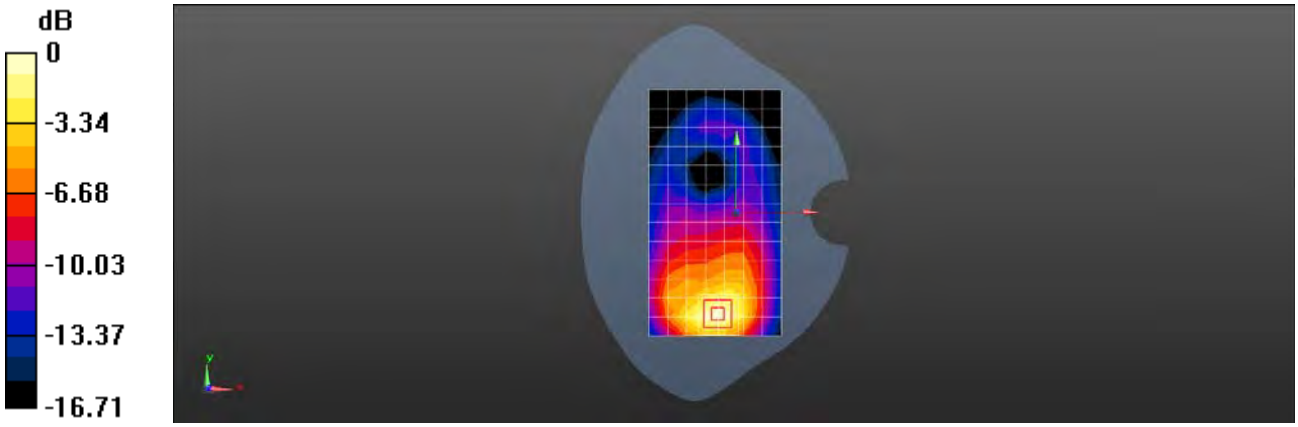

0 dB = 0.730 W/kg = -1.37 dBW/kg

Date: 2021-02-21

Test Laboratory: SGS-SAR Lab

M2103K19G LTE Band 2 20M QPSK 1RB0 18700CH Bottom side 15mm Ant1

DUT: M2103K19G; Type: Mobile Phone; Serial: 860441050052450

Communication System: UID 0, LTE-FDD BW 20MHz (0); Frequency: 1860 MHz;Duty Cycle: 1:1

Medium: HSL1900;Medium parameters used: f = 1860 MHz; σ = 1.359 S/m; ε_r = 40.216; ρ = 1000 kg/m^3
Phantom section: Flat Section

DASY 5 Configuration:

- Probe: EX3DV4 - SN3982; ConvF(8.4, 8.4, 8.4); Calibrated: 2020-10-28;
- Sensor-Surface: 1.4mm (Mechanical Surface Detection)
- Electronics: DAE4 Sn1267; Calibrated: 2020-06-12
- Phantom: SAM 3; Type: SAM; Serial: 1912
- DASY52 52.8.8(1222); SEMCAD X 14.6.10(7331)

Configuration/Body/Area Scan (5x9x1): Measurement grid: dx=15mm, dy=15mm
Maximum value of SAR (measured) = 1.03 W/kg

Configuration/Body/Zoom Scan (5x5x7)/Cube 0: Measurement grid: dx=8mm, dy=8mm, dz=5mm
Reference Value = 24.68 V/m; Power Drift = 0.05 dB
Peak SAR (extrapolated) = 1.29 W/kg
SAR(1 g) = 0.773 W/kg; SAR(10 g) = 0.434 W/kg
Maximum value of SAR (measured) = 1.04 W/kg

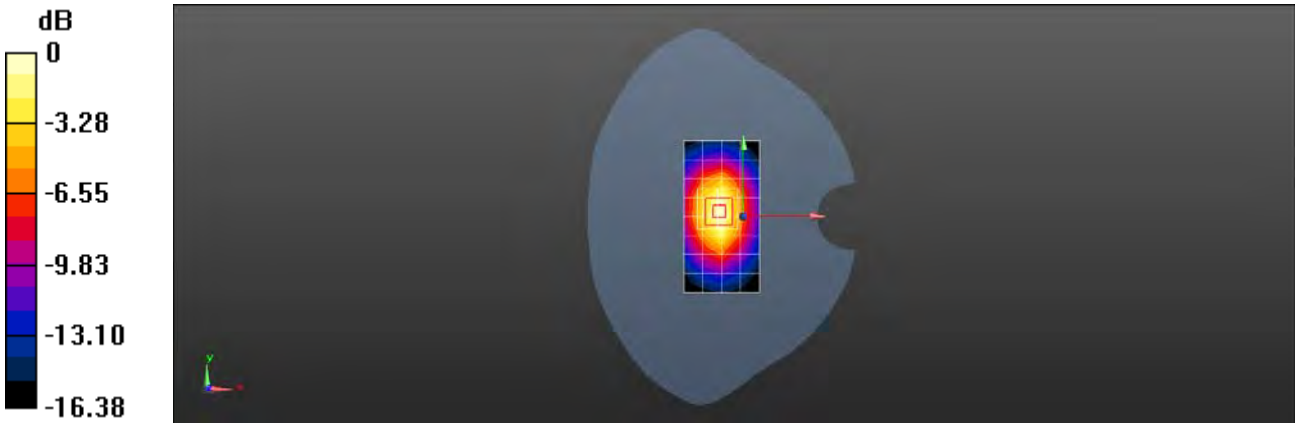

0 dB = 1.04 W/kg = 0.17 dBW/kg

Date: 2021-02-21

Test Laboratory: SGS-SAR Lab

M2103K19G LTE Band 2 20M QPSK 1RB0 18700CH Back side 0mm Ant1

DUT: M2103K19G; Type: Mobile Phone; Serial: 860441050052450

Communication System: UID 0, LTE-FDD BW 20MHz (0); Frequency: 1860 MHz;Duty Cycle: 1:1

Medium: HSL1900;Medium parameters used: f = 1860 MHz; σ = 1.359 S/m; ε_r = 40.216; ρ = 1000 kg/m^3
Phantom section: Flat Section

DASY 5 Configuration:

- Probe: EX3DV4 - SN3982; ConvF(8.4, 8.4, 8.4); Calibrated: 2020-10-28;
- Sensor-Surface: 1.4mm (Mechanical Surface Detection)
- Electronics: DAE4 Sn1267; Calibrated: 2020-06-12
- Phantom: SAM 3; Type: SAM; Serial: 1912
- DASY52 52.8.8(1222); SEMCAD X 14.6.10(7331)

Configuration/Body/Area Scan (8x13x1): Measurement grid: dx=15mm, dy=15mm
Maximum value of SAR (measured) = 3.59 W/kg

Configuration/Body/Zoom Scan (5x5x7)/Cube 0: Measurement grid: dx=8mm, dy=8mm, dz=5mm
Reference Value = 4.567 V/m; Power Drift = 0.06 dB
Peak SAR (extrapolated) = 5.27 W/kg
SAR(1 g) = 2.5 W/kg; SAR(10 g) = 1.12 W/kg
Maximum value of SAR (measured) = 3.92 W/kg

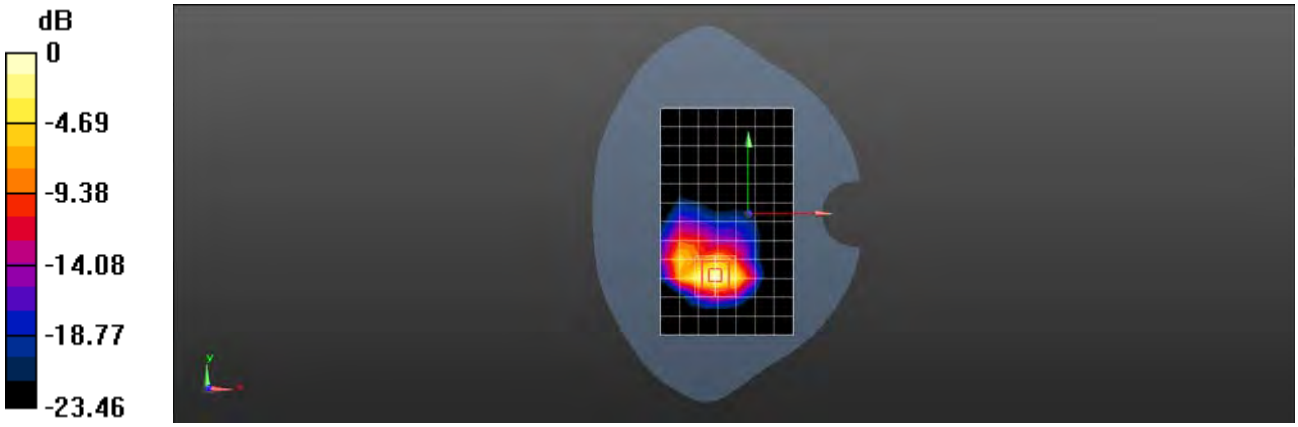

0 dB = 3.92 W/kg = 5.93 dBW/kg

Date: 2021-02-21

Test Laboratory: SGS-SAR Lab

M2103K19G LTE Band 2 20M QPSK 50RB50 19100CH Right tilted Ant4

DUT: M2103K19G; Type: Mobile Phone; Serial: 860441050052450

Communication System: UID 0, LTE-FDD BW 20MHz (0); Frequency: 1900 MHz;Duty Cycle: 1:1

Medium: HSL1900;Medium parameters used: f = 1900 MHz; σ = 1.376 S/m; ε_r = 40.173; ρ = 1000 kg/m^3
Phantom section: Right Section

DASY 5 Configuration:

- Probe: EX3DV4 - SN3982; ConvF(8.4, 8.4, 8.4); Calibrated: 2020-10-28;
- Sensor-Surface: 1.4mm (Mechanical Surface Detection)
- Electronics: DAE4 Sn1267; Calibrated: 2020-06-12
- Phantom: SAM 3; Type: SAM; Serial: 1912
- DASY52 52.8.8(1222); SEMCAD X 14.6.10(7331)

Configuration/Head/Area Scan (8x14x1): Measurement grid: dx=15mm, dy=15mm
Maximum value of SAR (measured) = 0.850 W/kg

Configuration/Head/Zoom Scan (5x5x7)/Cube 0: Measurement grid: dx=8mm, dy=8mm, dz=5mm
Reference Value = 18.10 V/m; Power Drift = -0.07 dB
Peak SAR (extrapolated) = 1.56 W/kg
SAR(1 g) = 0.738 W/kg; SAR(10 g) = 0.325 W/kg
Maximum value of SAR (measured) = 1.11 W/kg



0 dB = 1.11 W/kg = 0.45 dBW/kg

Date: 2021-02-21

Test Laboratory: SGS-SAR Lab

M2103K19G LTE Band 2 20M QPSK 50RB50 18700CH Back side 10mm Ant4

DUT: M2103K19G; Type: Mobile Phone; Serial: 860441050052450

Communication System: UID 0, LTE-FDD BW 20MHz (0); Frequency: 1860 MHz;Duty Cycle: 1:1

Medium: HSL1900;Medium parameters used: f = 1860 MHz; σ = 1.359 S/m; ε_r = 40.216; ρ = 1000 kg/m^3
Phantom section: Flat Section

DASY 5 Configuration:

- Probe: EX3DV4 - SN3982; ConvF(8.4, 8.4, 8.4); Calibrated: 2020-10-28;
- Sensor-Surface: 1.4mm (Mechanical Surface Detection)
- Electronics: DAE4 Sn1267; Calibrated: 2020-06-12
- Phantom: SAM 3; Type: SAM; Serial: 1912
- DASY52 52.8.8(1222); SEMCAD X 14.6.10(7331)

Configuration/Body/Area Scan (8x13x1): Measurement grid: dx=15mm, dy=15mm
Maximum value of SAR (measured) = 0.178 W/kg

Configuration/Body/Zoom Scan (5x5x7)/Cube 0: Measurement grid: dx=8mm, dy=8mm, dz=5mm
Reference Value = 4.329 V/m; Power Drift = -0.04 dB
Peak SAR (extrapolated) = 0.293 W/kg
SAR(1 g) = 0.157 W/kg; SAR(10 g) = 0.079 W/kg
Maximum value of SAR (measured) = 0.228 W/kg

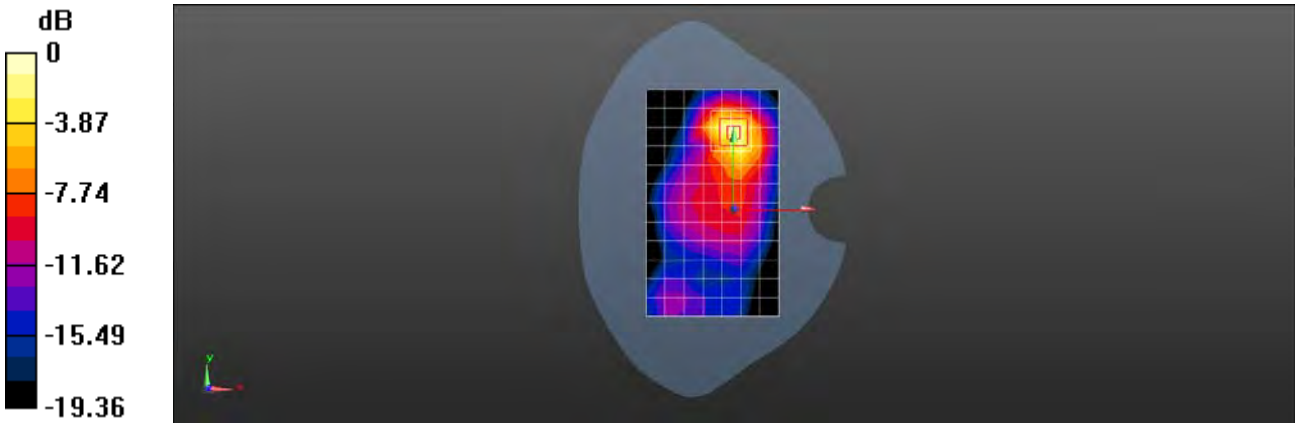

0 dB = 0.228 W/kg = -6.42 dBW/kg

Date: 2021-02-21

Test Laboratory: SGS-SAR Lab

M2103K19G LTE Band 2 20M QPSK 50RB50 18700CH Top side 10mm Ant4

DUT: M2103K19G; Type: Mobile Phone; Serial: 860441050052450

Communication System: UID 0, LTE-FDD BW 20MHz (0); Frequency: 1860 MHz;Duty Cycle: 1:1

Medium: HSL1900;Medium parameters used: f = 1860 MHz; σ = 1.359 S/m; ε_r = 40.216; ρ = 1000 kg/m^3
Phantom section: Flat Section

DASY 5 Configuration:

- Probe: EX3DV4 - SN3982; ConvF(8.4, 8.4, 8.4); Calibrated: 2020-10-28;
- Sensor-Surface: 1.4mm (Mechanical Surface Detection)
- Electronics: DAE4 Sn1267; Calibrated: 2020-06-12
- Phantom: SAM 3; Type: SAM; Serial: 1912
- DASY52 52.8.8(1222); SEMCAD X 14.6.10(7331)

Configuration/Body/Area Scan (5x8x1): Measurement grid: dx=15mm, dy=15mm
Maximum value of SAR (measured) = 0.259 W/kg

Configuration/Body/Zoom Scan (5x5x7)/Cube 0: Measurement grid: dx=8mm, dy=8mm, dz=5mm
Reference Value = 10.95 V/m; Power Drift = -0.08 dB
Peak SAR (extrapolated) = 0.340 W/kg
SAR(1 g) = 0.183 W/kg; SAR(10 g) = 0.090 W/kg
Maximum value of SAR (measured) = 0.268 W/kg

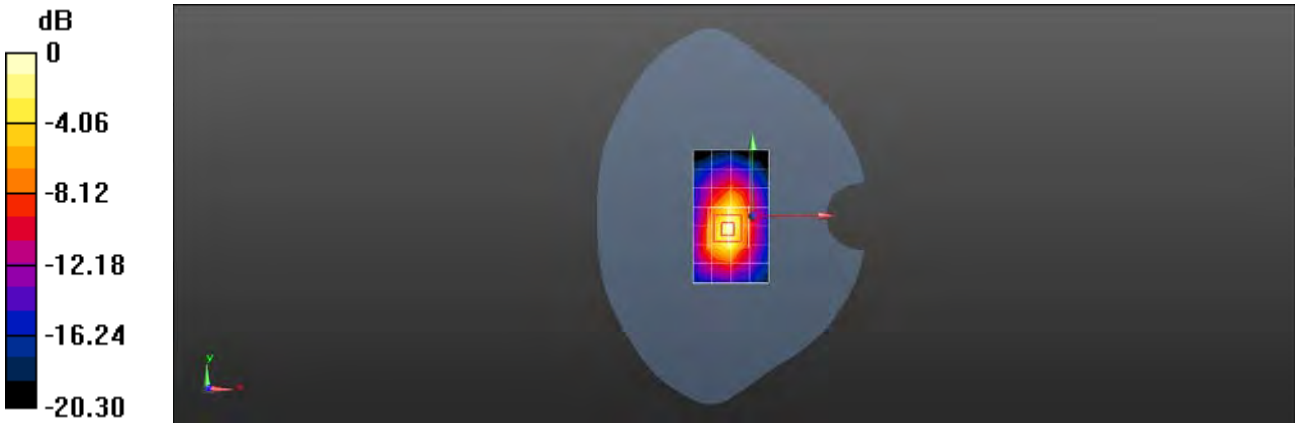

0 dB = 0.268 W/kg = -5.72 dBW/kg

Date: 2021-02-24

Test Laboratory: SGS-SAR Lab

M2103K19G LTE Band 4 20M QPSK 1RB0 20175CH Right cheek Ant1

DUT: M2103K19G; Type: Mobile Phone; Serial: 860441050047096

Communication System: UID 0, LTE-FDD BW 20MHz (0); Frequency: 1732.5 MHz;Duty Cycle: 1:1

Medium: HSL1750;Medium parameters used: f = 1732.5 MHz; σ = 1.317 S/m; ε_r = 39.243; ρ = 1000 kg/m^3
Phantom section: Right Section

DASY 5 Configuration:

- Probe: ES3DV3 - SN3204; ConvF(5.44, 5.44, 5.44); Calibrated: 2021-02-10;
- Sensor-Surface: 1.4mm (Mechanical Surface Detection)
- Electronics: DAE4 Sn896; Calibrated: 2021-02-05
- Phantom: SAM 10; Type: SAM; Serial: 1563
- DASY52 52.8.8(1222); SEMCAD X 14.6.10(7331)

Configuration/Head/Area Scan (8x13x1): Measurement grid: dx=15mm, dy=15mm
Maximum value of SAR (measured) = 0.132 W/kg

Configuration/Head/Zoom Scan (5x5x7)/Cube 0: Measurement grid: dx=8mm, dy=8mm, dz=5mm
Reference Value = 4.899 V/m; Power Drift = 0.04 dB
Peak SAR (extrapolated) = 0.179 W/kg
SAR(1 g) = 0.109 W/kg; SAR(10 g) = 0.066 W/kg
Maximum value of SAR (measured) = 0.135 W/kg

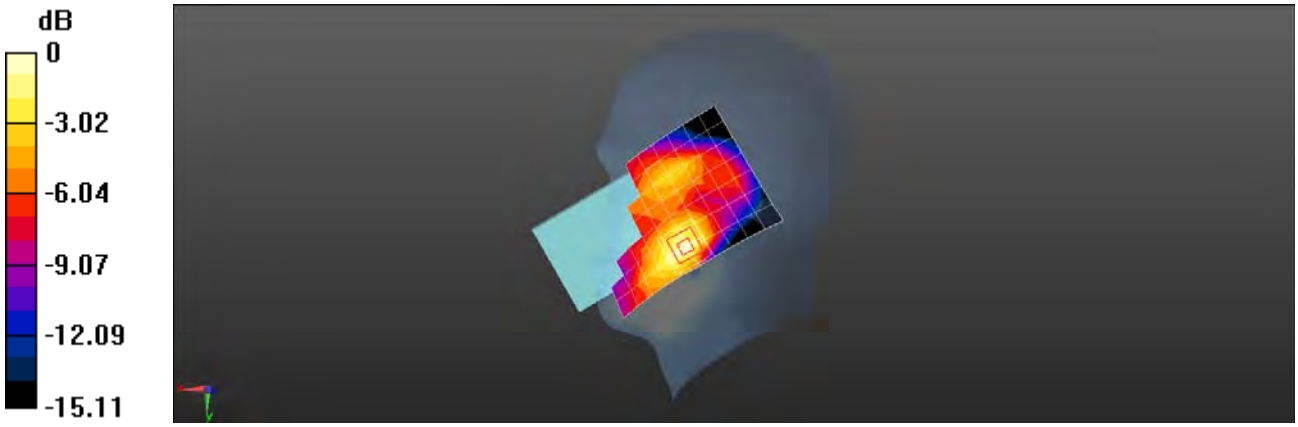

0 dB = 0.135 W/kg = -8.70 dBW/kg

Date: 2021-02-24

Test Laboratory: SGS-SAR Lab

M2103K19G LTE Band 4 20M QPSK 1RB50 20300CH Back side 15mm Ant1

DUT: M2103K19G; Type: Mobile Phone; Serial: 860441050052450

Communication System: UID 0, LTE-FDD BW 20MHz (0); Frequency: 1745 MHz;Duty Cycle: 1:1

Medium: HSL1750;Medium parameters used: f = 1745 MHz; σ = 1.306 S/m; ε_r = 40.273; ρ = 1000 kg/m^3
Phantom section: Flat Section

DASY 5 Configuration:

- Probe: ES3DV3 - SN3204; ConvF(5.44, 5.44, 5.44); Calibrated: 2021-02-10;
- Sensor-Surface: 1.4mm (Mechanical Surface Detection)
- Electronics: DAE4 Sn896; Calibrated: 2021-02-05
- Phantom: SAM 10; Type: SAM; Serial: 1563
- DASY52 52.8.8(1222); SEMCAD X 14.6.10(7331)

Configuration/Body/Area Scan (8x14x1): Measurement grid: dx=15mm, dy=15mm
Maximum value of SAR (measured) = 0.629 W/kg

Configuration/Body/Zoom Scan (5x5x7)/Cube 0: Measurement grid: dx=8mm, dy=8mm, dz=5mm
Reference Value = 6.142 V/m; Power Drift = 0.05 dB
Peak SAR (extrapolated) = 0.797 W/kg
SAR(1 g) = 0.492 W/kg; SAR(10 g) = 0.283 W/kg
Maximum value of SAR (measured) = 0.657 W/kg

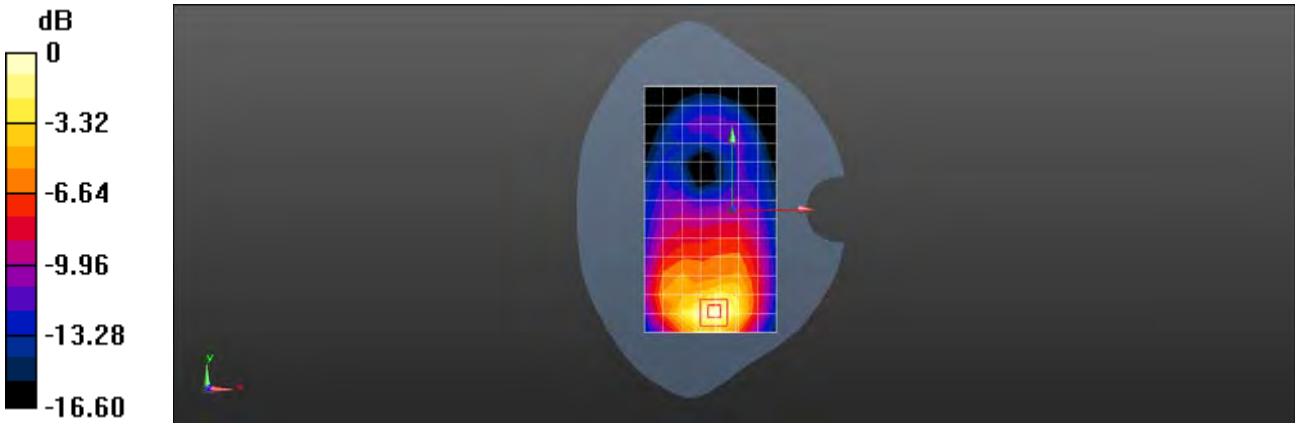

0 dB = 0.657 W/kg = -1.82 dBW/kg

Date: 2021-02-24

Test Laboratory: SGS-SAR Lab

M2103K19G LTE Band 4 20M QPSK 1RB50 20300CH Bottom side 15mm Ant1

DUT: M2103K19G; Type: Mobile Phone; Serial: 860441050047096

Communication System: UID 0, LTE-FDD BW 20MHz (0); Frequency: 1745 MHz;Duty Cycle: 1:1

Medium: HSL1750;Medium parameters used: f = 1745 MHz; σ = 1.306 S/m; ε_r = 40.273; ρ = 1000 kg/m^3
Phantom section: Flat Section

DASY 5 Configuration:

- Probe: ES3DV3 - SN3204; ConvF(5.44, 5.44, 5.44); Calibrated: 2021-02-10;
- Sensor-Surface: 1.4mm (Mechanical Surface Detection)
- Electronics: DAE4 Sn896; Calibrated: 2021-02-05
- Phantom: SAM 10; Type: SAM; Serial: 1563
- DASY52 52.8.8(1222); SEMCAD X 14.6.10(7331)

Configuration/Body/Area Scan (5x9x1): Measurement grid: dx=15mm, dy=15mm
Maximum value of SAR (measured) = 0.947 W/kg

Configuration/Body/Zoom Scan (5x5x7)/Cube 0: Measurement grid: dx=8mm, dy=8mm, dz=5mm
Reference Value = 24.06 V/m; Power Drift = -0.11 dB
Peak SAR (extrapolated) = 1.17 W/kg
SAR(1 g) = 0.713 W/kg; SAR(10 g) = 0.400 W/kg
Maximum value of SAR (measured) = 0.955 W/kg

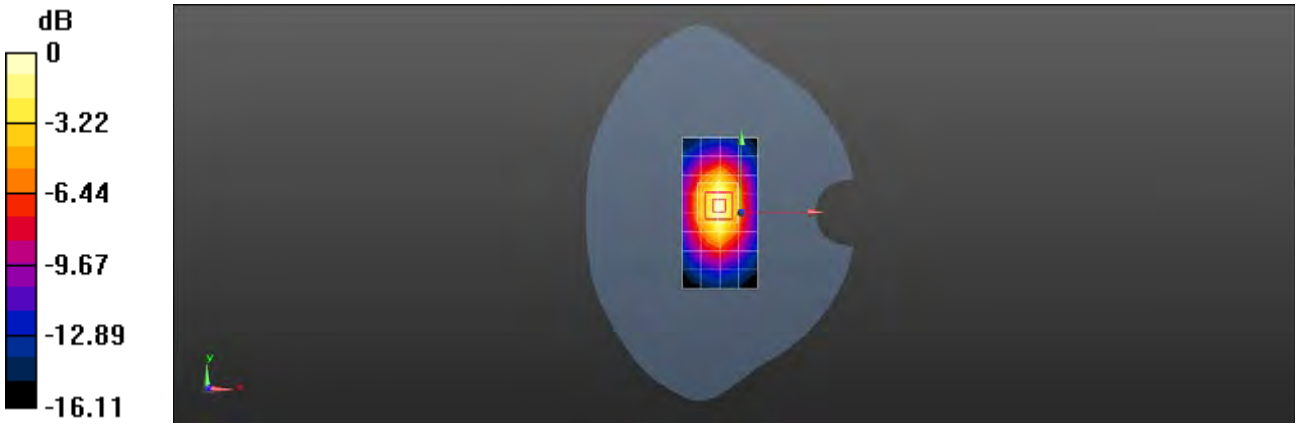

0 dB = 0.955 W/kg = -0.20 dBW/kg

Date: 2021-02-24

Test Laboratory: SGS-SAR Lab

M2103K19G LTE Band 4 20M QPSK 1RB0 20175CH Bottom side 0mm Ant1

DUT: M2103K19G; Type: Mobile Phone; Serial: 860441050052450

Communication System: UID 0, LTE-FDD BW 20MHz (0); Frequency: 1732.5 MHz;Duty Cycle: 1:1

Medium: HSL1750;Medium parameters used: f = 1732.5 MHz; σ = 1.3 S/m; ε_r = 40.279; ρ = 1000 kg/m^3
Phantom section: Flat Section

DASY 5 Configuration:

- Probe: ES3DV3 - SN3204; ConvF(5.44, 5.44, 5.44); Calibrated: 2021-02-10;
- Sensor-Surface: 1.4mm (Mechanical Surface Detection)
- Electronics: DAE4 Sn896; Calibrated: 2021-02-05
- Phantom: SAM 10; Type: SAM; Serial: 1563
- DASY52 52.8.8(1222); SEMCAD X 14.6.10(7331)

Configuration/Body/Area Scan (5x8x1): Measurement grid: dx=15mm, dy=15mm
Maximum value of SAR (measured) = 5.89 W/kg

Configuration/Body/Zoom Scan (5x5x7)/Cube 0: Measurement grid: dx=8mm, dy=8mm, dz=5mm
Reference Value = 57.10 V/m; Power Drift = -0.03 dB
Peak SAR (extrapolated) = 8.71 W/kg
SAR(1 g) = 3.64 W/kg; SAR(10 g) = 1.55 W/kg
Maximum value of SAR (measured) = 6.61 W/kg

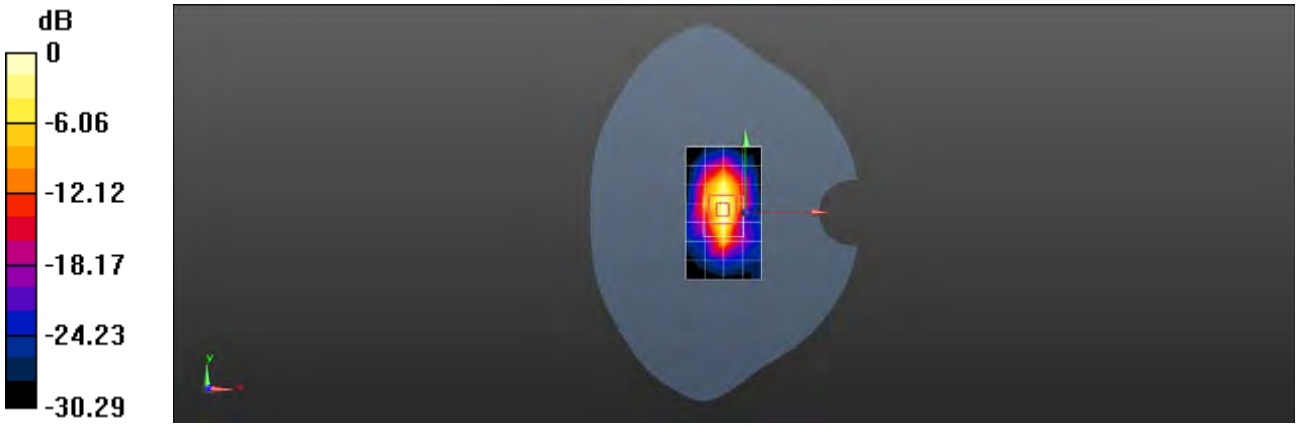

0 dB = 6.61 W/kg = 8.20 dBW/kg

Date: 2021-02-24

Test Laboratory: SGS-SAR Lab

M2103K19G LTE Band 4 20M QPSK 1RB50 20300CH Right tilted Ant4

DUT: M2103K19G; Type: Mobile Phone; Serial: 860441050052450

Communication System: UID 0, LTE-FDD BW 20MHz (0); Frequency: 1745 MHz;Duty Cycle: 1:1

Medium: HSL1750;Medium parameters used: f = 1745 MHz; σ = 1.306 S/m; ε_r = 40.273; ρ = 1000 kg/m^3
Phantom section: Right Section

DASY 5 Configuration:

- Probe: ES3DV3 - SN3204; ConvF(5.44, 5.44, 5.44); Calibrated: 2021-02-10;
- Sensor-Surface: 1.4mm (Mechanical Surface Detection)
- Electronics: DAE4 Sn896; Calibrated: 2021-02-05
- Phantom: SAM 10; Type: SAM; Serial: 1563
- DASY52 52.8.8(1222); SEMCAD X 14.6.10(7331)

Configuration/Head/Area Scan (8x14x1): Measurement grid: dx=15mm, dy=15mm
Maximum value of SAR (measured) = 0.381 W/kg

Configuration/Head/Zoom Scan (5x5x7)/Cube 0: Measurement grid: dx=8mm, dy=8mm, dz=5mm
Reference Value = 13.06 V/m; Power Drift = -0.04 dB
Peak SAR (extrapolated) = 0.644 W/kg
SAR(1 g) = 0.303 W/kg; SAR(10 g) = 0.135 W/kg
Maximum value of SAR (measured) = 0.480 W/kg



0 dB = 0.480 W/kg = -3.19 dBW/kg

Date: 2021-02-24

Test Laboratory: SGS-SAR Lab

M2103K19G LTE Band 4 20M QPSK 50RB25 20300CH Back side 10mm Ant4

DUT: M2103K19G; Type: Mobile Phone; Serial: 860441050052450

Communication System: UID 0, LTE-FDD BW 20MHz (0); Frequency: 1745 MHz;Duty Cycle: 1:1

Medium: HSL1750;Medium parameters used: f = 1745 MHz; σ = 1.306 S/m; ε_r = 40.273; ρ = 1000 kg/m^3
Phantom section: Flat Section

DASY 5 Configuration:

- Probe: ES3DV3 - SN3204; ConvF(5.44, 5.44, 5.44); Calibrated: 2021-02-10;
- Sensor-Surface: 1.4mm (Mechanical Surface Detection)
- Electronics: DAE4 Sn896; Calibrated: 2021-02-05
- Phantom: SAM 10; Type: SAM; Serial: 1563
- DASY52 52.8.8(1222); SEMCAD X 14.6.10(7331)

Configuration/Body/Area Scan (8x13x1): Measurement grid: dx=15mm, dy=15mm
Maximum value of SAR (measured) = 0.138 W/kg

Configuration/Body/Zoom Scan (5x5x7)/Cube 0: Measurement grid: dx=8mm, dy=8mm, dz=5mm
Reference Value = 4.940 V/m; Power Drift = 0.02 dB
Peak SAR (extrapolated) = 0.213 W/kg
SAR(1 g) = 0.111 W/kg; SAR(10 g) = 0.057 W/kg
Maximum value of SAR (measured) = 0.165 W/kg

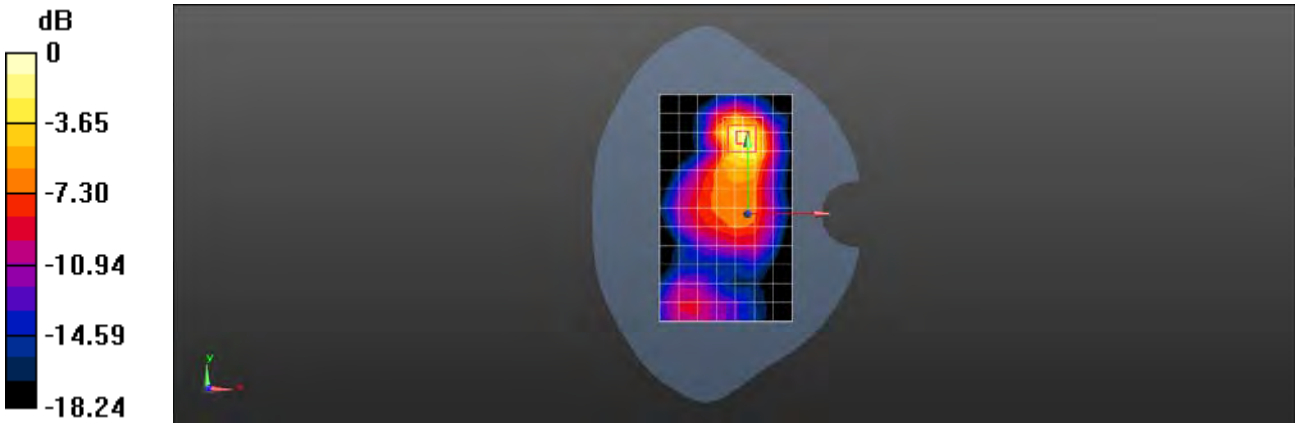

0 dB = 0.165 W/kg = -7.83 dBW/kg

Date: 2021-02-24

Test Laboratory: SGS-SAR Lab

M2103K19G LTE Band 4 20M QPSK 50RB25 20300CH Top side 10mm Ant4

DUT: M2103K19G; Type: Mobile Phone; Serial: 860441050052450

Communication System: UID 0, LTE-FDD BW 20MHz (0); Frequency: 1745 MHz;Duty Cycle: 1:1

Medium: HSL1750;Medium parameters used: f = 1745 MHz; σ = 1.306 S/m; ε_r = 40.273; ρ = 1000 kg/m^3
Phantom section: Flat Section

DASY 5 Configuration:

- Probe: ES3DV3 - SN3204; ConvF(5.44, 5.44, 5.44); Calibrated: 2021-02-10;
- Sensor-Surface: 1.4mm (Mechanical Surface Detection)
- Electronics: DAE4 Sn896; Calibrated: 2021-02-05
- Phantom: SAM 10; Type: SAM; Serial: 1563
- DASY52 52.8.8(1222); SEMCAD X 14.6.10(7331)

Configuration/Body/Area Scan (5x8x1): Measurement grid: dx=15mm, dy=15mm
Maximum value of SAR (measured) = 0.193 W/kg

Configuration/Body/Zoom Scan (5x5x7)/Cube 0: Measurement grid: dx=8mm, dy=8mm, dz=5mm
Reference Value = 9.529 V/m; Power Drift = -0.04 dB
Peak SAR (extrapolated) = 0.250 W/kg
SAR(1 g) = 0.134 W/kg; SAR(10 g) = 0.066 W/kg
Maximum value of SAR (measured) = 0.196 W/kg

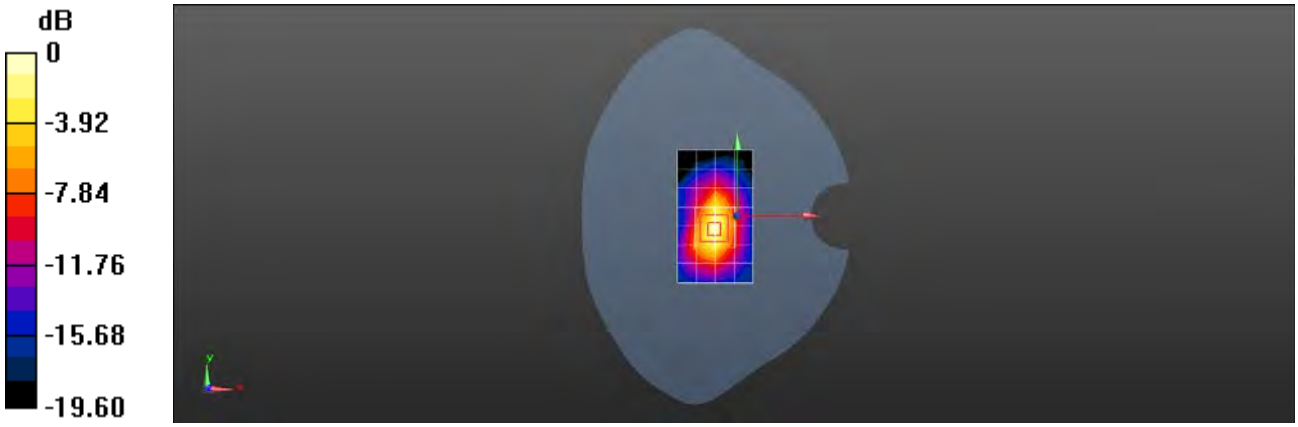

0 dB = 0.196 W/kg = -7.08 dBW/kg

Date: 2021-03-06

Test Laboratory: SGS-SAR Lab

M2103K19G LTE Band 5 10M QPSK 1RB0 20600CH Left cheek Ant1

DUT: M2103K19G; Type: Mobile Phone; Serial: 860441050052450

Communication System: UID 0, LTE-FDD BW 10MHZ (0); Frequency: 844 MHz;Duty Cycle: 1:1

Medium: HSL835;Medium parameters used: f = 844 MHz; σ = 0.944 S/m; ε_r = 41.812; ρ = 1000 kg/m^3
Phantom section: Left Section

DASY 5 Configuration:

- Probe: EX3DV4 - SN3982; ConvF(10.32, 10.32, 10.32); Calibrated: 2020/10/28;
- Sensor-Surface: 3mm (Mechanical Surface Detection)
- Electronics: DAE4 Sn896; Calibrated: 2021/02/05
- Phantom: SAM 11; Type: SAM; Serial: 1410
- DASY52 52.8.8(1222); SEMCAD X 14.6.10(7331)

Configuration/Head/Area Scan (8x13x1): Measurement grid: dx=15mm, dy=15mm
Maximum value of SAR (measured) = 0.183 W/kg

Configuration/Head/Zoom Scan (5x5x7)/Cube 0: Measurement grid: dx=8mm, dy=8mm, dz=5mm
Reference Value = 3.591 V/m; Power Drift = -0.04 dB
Peak SAR (extrapolated) = 0.209 W/kg
SAR(1 g) = 0.167 W/kg; SAR(10 g) = 0.128 W/kg
Maximum value of SAR (measured) = 0.182 W/kg

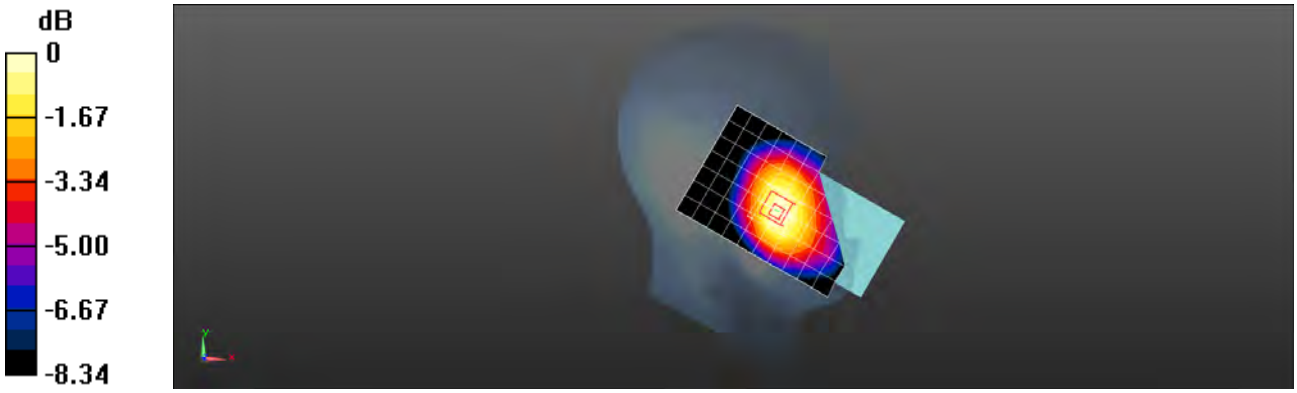

0 dB = 0.182 W/kg = -7.40 dBW/kg

Date: 2021-03-06

Test Laboratory: SGS-SAR Lab

M2103K19G LTE Band 5 10M QPSK 1RB0 20600CH Back side 10mm Ant1

DUT: M2103K19G; Type: Mobile Phone; Serial: 860441050052450

Communication System: UID 0, LTE-FDD BW 10MHZ (0); Frequency: 844 MHz;Duty Cycle: 1:1

Medium: HSL835;Medium parameters used: f = 844 MHz; σ = 0.944 S/m; ε_r = 41.812; ρ = 1000 kg/m^3
Phantom section: Flat Section

DASY 5 Configuration:

- Probe: EX3DV4 - SN3982; ConvF(10.32, 10.32, 10.32); Calibrated: 2020/10/28;
- Sensor-Surface: 3mm (Mechanical Surface Detection)
- Electronics: DAE4 Sn896; Calibrated: 2021/02/05
- Phantom: SAM 11; Type: SAM; Serial: 1410
- DASY52 52.8.8(1222); SEMCAD X 14.6.10(7331)

Configuration/Body/Area Scan (8x13x1): Measurement grid: dx=15mm, dy=15mm
Maximum value of SAR (measured) = 0.183 W/kg

Configuration/Body/Zoom Scan (5x5x7)/Cube 0: Measurement grid: dx=8mm, dy=8mm, dz=5mm
Reference Value = 13.52 V/m; Power Drift = 0.01 dB
Peak SAR (extrapolated) = 0.265 W/kg
SAR(1 g) = 0.170 W/kg; SAR(10 g) = 0.108 W/kg
Maximum value of SAR (measured) = 0.201 W/kg

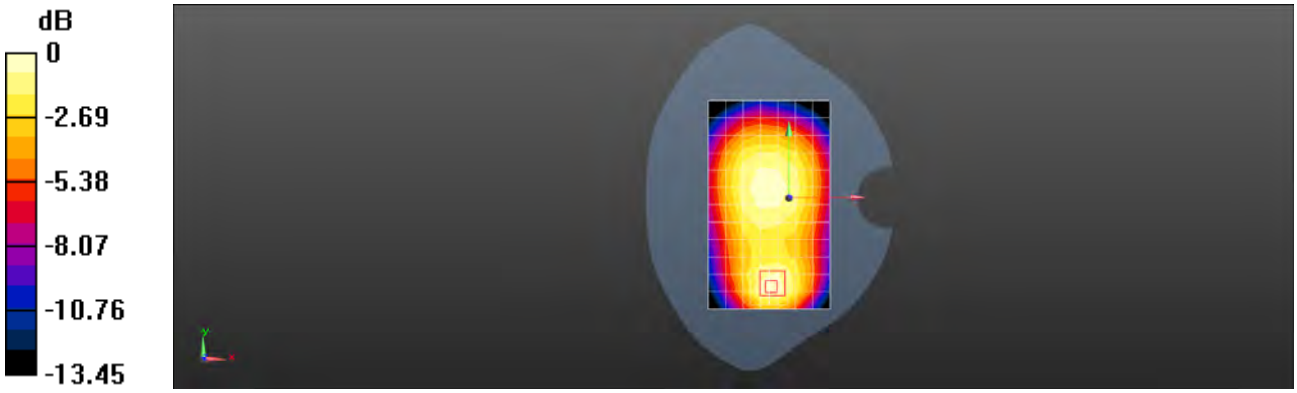

0 dB = 0.201 W/kg = -6.97 dBW/kg

Date: 2021/03/20

Test Laboratory: SGS-SAR Lab

M2103K19G LTE Band 5 10M QPSK 1RB0 20600CH Right cheek Ant4

DUT: M2103K19G; Type: Mobile Phone; Serial: 860441050047773

Communication System: UID 0, LTE-FDD BW 10MHZ (0); Frequency: 844 MHz;Duty Cycle: 1:1

Medium: HSL835;Medium parameters used: f = 844 MHz; σ = 0.944 S/m; ε_r = 41.812; ρ = 1000 kg/m^3
Phantom section: Right Section

DASY 5 Configuration:

- Probe: EX3DV4 - SN3982; ConvF(10.32, 10.32, 10.32); Calibrated: 2020/10/28;
- Sensor-Surface: 3mm (Mechanical Surface Detection)
- Electronics: DAE4 Sn896; Calibrated: 2021/02/05
- Phantom: SAM 11; Type: SAM; Serial: 1410
- DASY52 52.8.8(1222); SEMCAD X 14.6.10(7331)

Configuration/Head/Area Scan (8x14x1): Measurement grid: dx=15mm, dy=15mm
Maximum value of SAR (measured) = 0.809 W/kg

Configuration/Head/Zoom Scan (5x5x7)/Cube 0: Measurement grid: dx=8mm, dy=8mm, dz=5mm
Reference Value = 24.22 V/m; Power Drift = 0.01 dB
Peak SAR (extrapolated) = 1.28 W/kg
SAR(1 g) = 0.669 W/kg; SAR(10 g) = 0.425 W/kg
Maximum value of SAR (measured) = 0.823 W/kg



0 dB = 0.823 W/kg = -0.85 dBW/kg

Date: 2021-03-06

Test Laboratory: SGS-SAR Lab

M2103K19G LTE Band 5 10M QPSK 1RB0 20525CH Front side 10mm Ant4

DUT: M2103K19G; Type: Mobile Phone; Serial: 860441050047773

Communication System: UID 0, LTE-FDD BW 10MHZ (0); Frequency: 844 MHz;Duty Cycle: 1:1

Medium: HSL835;Medium parameters used: f = 836.5 MHz; σ = 0.944 S/m; ε_r = 41.812; ρ = 1000 kg/m^3
Phantom section: Flat Section

DASY 5 Configuration:

- Probe: EX3DV4 - SN3982; ConvF(10.32, 10.32, 10.32); Calibrated: 2020/10/28;
- Sensor-Surface: 3mm (Mechanical Surface Detection)
- Electronics: DAE4 Sn896; Calibrated: 2021/02/05
- Phantom: SAM 11; Type: SAM; Serial: 1410
- DASY52 52.8.8(1222); SEMCAD X 14.6.10(7331)

Configuration/Body/Area Scan (8x13x1): Measurement grid: dx=15mm, dy=15mm
Maximum value of SAR (measured) = 0.254 W/kg

Configuration/Body/Zoom Scan (5x5x7)/Cube 0: Measurement grid: dx=8mm, dy=8mm, dz=5mm
Reference Value = 12.23 V/m; Power Drift = -0.02 dB
Peak SAR (extrapolated) = 0.351 W/kg
SAR(1 g) = 0.210 W/kg; SAR(10 g) = 0.130 W/kg
Maximum value of SAR (measured) = 0.253 W/kg

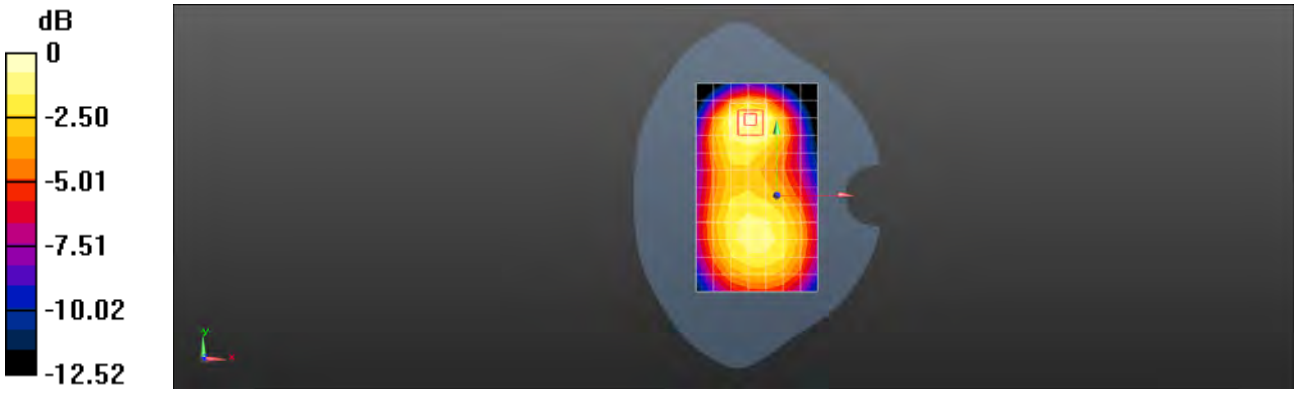

0 dB = 0.253 W/kg = -5.97 dBW/kg

Date: 2021/03/05

Test Laboratory: SGS-SAR Lab

M2103K19G LTE Band 7 20M QPSK 1RB50 20850CH Right cheek Ant1

DUT: M2103K19G; Type: Mobile Phone; Serial: 860441050047377

Communication System: UID 0, LTE-FDD BW 20MHz (0); Frequency: 2510 MHz;Duty Cycle: 1:1

Medium: HSL2600;Medium parameters used: f = 2510 MHz; σ = 1.809 S/m; ε_r = 38.782; ρ = 1000 kg/m^3
Phantom section: Right Section

DASY 5 Configuration:

- Probe: EX3DV4 - SN3793; ConvF(6.88, 6.88, 6.88); Calibrated: 2020/05/09;
- Sensor-Surface: 2mm (Mechanical Surface Detection)
- Electronics: DAE4 Sn896; Calibrated: 2021/02/05
- Phantom: SAM 9; Type: SAM; Serial: 1769
- DASY52 52.8.8(1222); SEMCAD X 14.6.10(7331)

Configuration/Head/Area Scan (10x16x1): Measurement grid: dx=12mm, dy=12mm
Maximum value of SAR (measured) = 0.331 W/kg

Configuration/Head/Zoom Scan (7x7x7)/Cube 0: Measurement grid: dx=5mm, dy=5mm, dz=5mm
Reference Value = 4.761 V/m; Power Drift = 0.05 dB
Peak SAR (extrapolated) = 0.560 W/kg
SAR(1 g) = 0.302 W/kg; SAR(10 g) = 0.155 W/kg
Maximum value of SAR (measured) = 0.381 W/kg

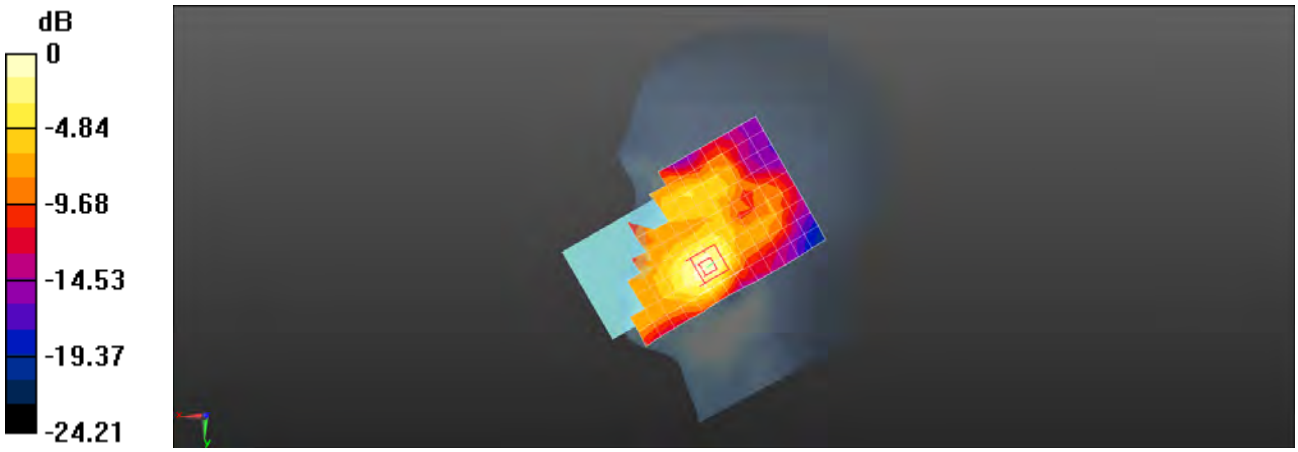

0 dB = 0.381 W/kg = -4.19 dBW/kg

Date: 2021/03/05

Test Laboratory: SGS-SAR Lab

M2103K19G LTE Band 7 20M QPSK 1RB50 20850CH Back side 15mm Ant1

DUT: M2103K19G; Type: Mobile Phone; Serial: 860441050047377

Communication System: UID 0, LTE-FDD BW 20MHz (0); Frequency: 2510 MHz;Duty Cycle: 1:1

Medium: HSL2600;Medium parameters used: f = 2510 MHz; σ = 1.809 S/m; ε_r = 38.782; ρ = 1000 kg/m^3
Phantom section: Flat Section

DASY 5 Configuration:

- Probe: EX3DV4 - SN3793; ConvF(6.88, 6.88, 6.88); Calibrated: 2020/05/09;
- Sensor-Surface: 2mm (Mechanical Surface Detection)
- Electronics: DAE4 Sn896; Calibrated: 2021/02/05
- Phantom: SAM 9; Type: SAM; Serial: 1769
- DASY52 52.8.8(1222); SEMCAD X 14.6.10(7331)

Configuration/Body/Area Scan (10x16x1): Measurement grid: dx=12mm, dy=12mm
Maximum value of SAR (measured) = 0.534 W/kg

Configuration/Body/Zoom Scan (7x7x7)/Cube 0: Measurement grid: dx=5mm, dy=5mm, dz=5mm
Reference Value = 9.285 V/m; Power Drift = 0.16 dB
Peak SAR (extrapolated) = 0.805 W/kg
SAR(1 g) = 0.430 W/kg; SAR(10 g) = 0.243 W/kg
Maximum value of SAR (measured) = 0.528 W/kg

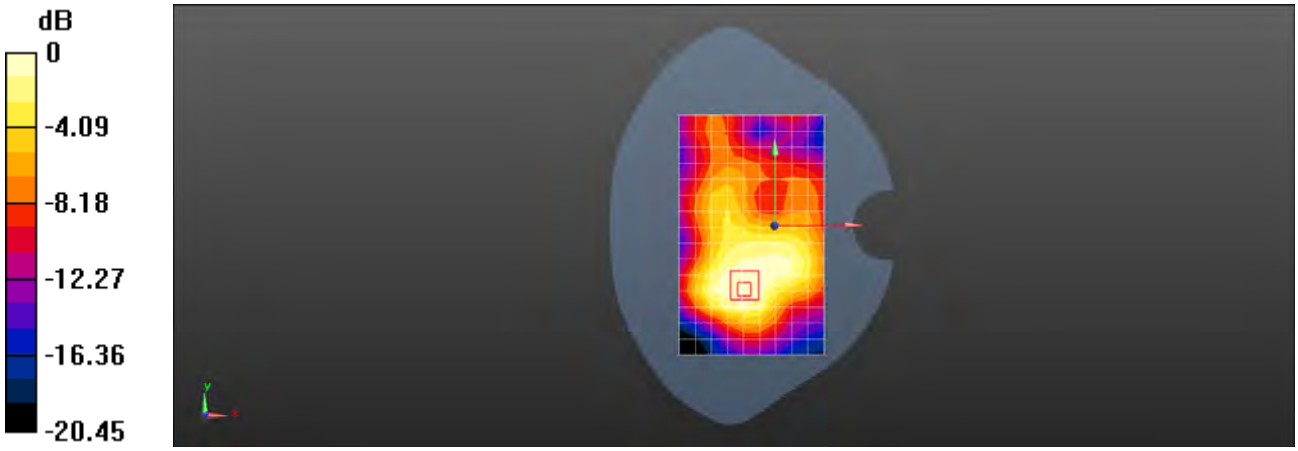

0 dB = 0.528 W/kg = -2.77 dBW/kg

Date: 2021/03/21

Test Laboratory: SGS-SAR Lab

M2103K19G LTE Band 7 20M QPSK 1RB50 21100CH Back side 10mm

DUT: M2103K19G; Type: Mobile Phone; Serial: 860441050053433

Communication System: UID 0, LTE-FDD BW 20MHz (0); Frequency: 2535 MHz;Duty Cycle: 1:1

Medium: HSL2600;Medium parameters used: f = 2535 MHz; σ = 1.907 S/m; ε_r = 40.748; ρ = 1000 kg/m^3
Phantom section: Flat Section

DASY 5 Configuration:

- Probe: EX3DV4 - SN3793; ConvF(6.88, 6.88, 6.88); Calibrated: 2020/05/09;
- Sensor-Surface: 2mm (Mechanical Surface Detection)
- Electronics: DAE4 Sn896; Calibrated: 2021/02/05
- Phantom: SAM 9; Type: SAM; Serial: 1769
- DASY52 52.8.8(1222); SEMCAD X 14.6.10(7331)

Configuration/Body/Area Scan (9x17x1): Measurement grid: dx=12mm, dy=12mm
Maximum value of SAR (measured) = 0.421 W/kg

Configuration/Body/Zoom Scan (7x7x7)/Cube 0: Measurement grid: dx=5mm, dy=5mm, dz=5mm
Reference Value = 5.162 V/m; Power Drift = -0.07 dB
Peak SAR (extrapolated) = 0.811 W/kg
SAR(1 g) = 0.402 W/kg; SAR(10 g) = 0.193 W/kg
Maximum value of SAR (measured) = 0.461 W/kg

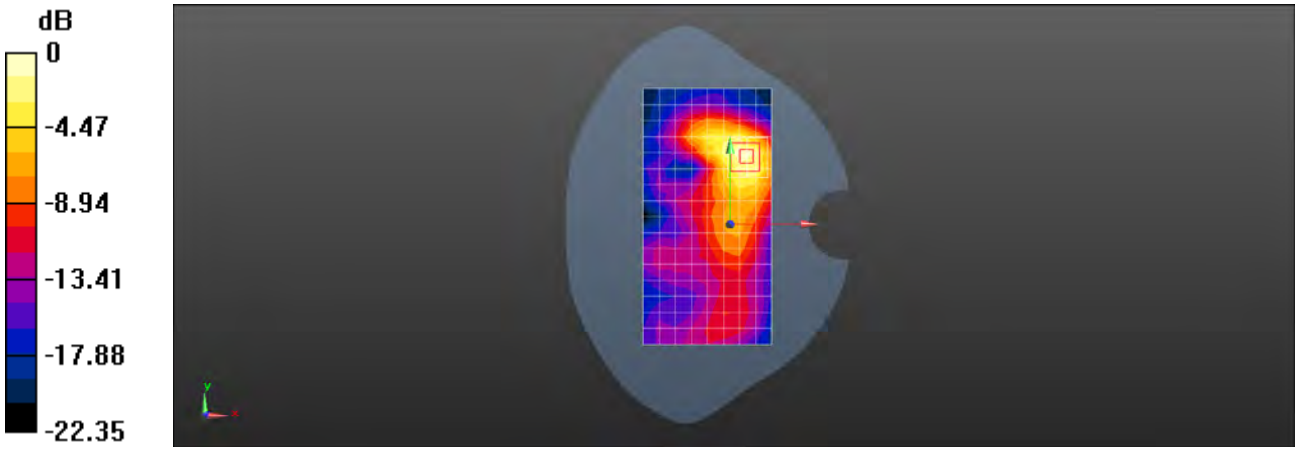

0 dB = 0.461 W/kg = -3.36 dBW/kg

Date: 2021/03/05

Test Laboratory: SGS-SAR Lab

M2103K19G LTE Band 7 20M QPSK 50RB50 21350CH Right tilted Ant4

DUT: M2103K19G; Type: Mobile Phone; Serial: 860441050058853

Communication System: UID 0, LTE-FDD BW 20MHz (0); Frequency: 2560 MHz;Duty Cycle: 1:1

Medium: HSL2600;Medium parameters used: f = 2560 MHz; σ = 1.862 S/m; ε_r = 38.591; ρ = 1000 kg/m^3
Phantom section: Right Section

DASY 5 Configuration:

- Probe: EX3DV4 - SN3793; ConvF(6.88, 6.88, 6.88); Calibrated: 2020/05/09;
- Sensor-Surface: 2mm (Mechanical Surface Detection)
- Electronics: DAE4 Sn896; Calibrated: 2021/02/05
- Phantom: SAM 9; Type: SAM; Serial: 1769
- DASY52 52.8.8(1222); SEMCAD X 14.6.10(7331)

Configuration/Head/Area Scan (10x17x1): Measurement grid: dx=12mm, dy=12mm
Maximum value of SAR (measured) = 1.26 W/kg

Configuration/Head/Zoom Scan (7x7x7)/Cube 0: Measurement grid: dx=5mm, dy=5mm, dz=5mm
Reference Value = 8.845 V/m; Power Drift = 0.05 dB
Peak SAR (extrapolated) = 2.42 W/kg
SAR(1 g) = 0.841 W/kg; SAR(10 g) = 0.388 W/kg
Maximum value of SAR (measured) = 1.27 W/kg

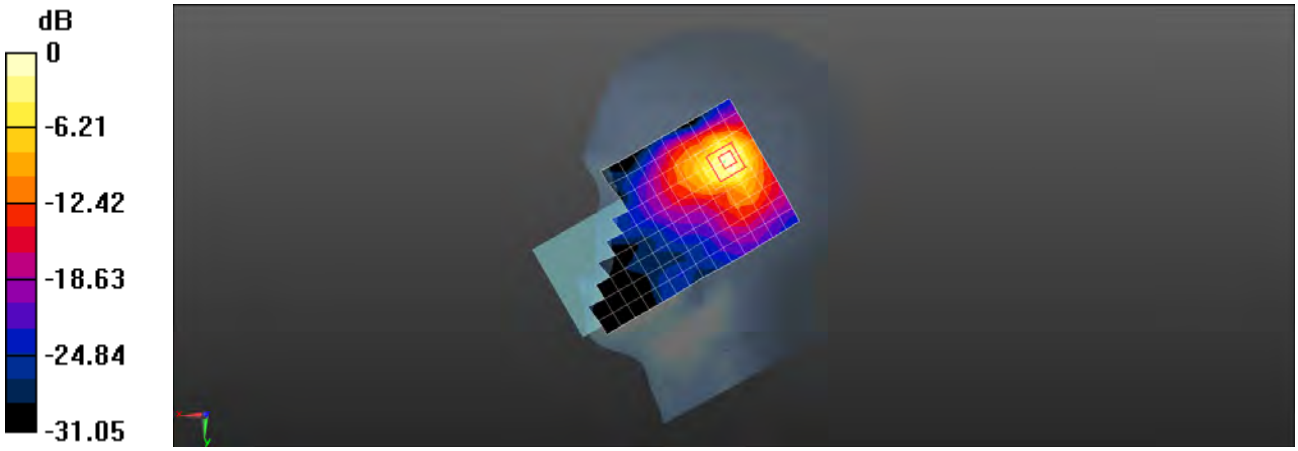

0 dB = 1.27 W/kg = 1.04 dBW/kg

Date: 2021/03/05

Test Laboratory: SGS-SAR Lab

M2103K19G LTE Band 7 20M QPSK 1RB99 21350CH Back side 10mm Ant4

DUT: M2103K19G; Type: Mobile Phone; Serial: 860441050058853

Communication System: UID 0, LTE-FDD BW 20MHz (0); Frequency: 2560 MHz;Duty Cycle: 1:1

Medium: HSL2600;Medium parameters used: f = 2560 MHz; σ = 1.862 S/m; ε_r = 38.591; ρ = 1000 kg/m^3
Phantom section: Flat Section

DASY 5 Configuration:

- Probe: EX3DV4 - SN3793; ConvF(6.88, 6.88, 6.88); Calibrated: 2020/05/09;
- Sensor-Surface: 2mm (Mechanical Surface Detection)
- Electronics: DAE4 Sn896; Calibrated: 2021/02/05
- Phantom: SAM 9; Type: SAM; Serial: 1769
- DASY52 52.8.8(1222); SEMCAD X 14.6.10(7331)

Configuration/Body/Area Scan (10x16x1): Measurement grid: dx=12mm, dy=12mm
Maximum value of SAR (measured) = 0.360 W/kg

Configuration/Body/Zoom Scan (7x7x7)/Cube 0: Measurement grid: dx=5mm, dy=5mm, dz=5mm
Reference Value = 0.7680 V/m; Power Drift = 0.16 dB
Peak SAR (extrapolated) = 0.715 W/kg
SAR(1 g) = 0.307 W/kg; SAR(10 g) = 0.132 W/kg
Maximum value of SAR (measured) = 0.402 W/kg

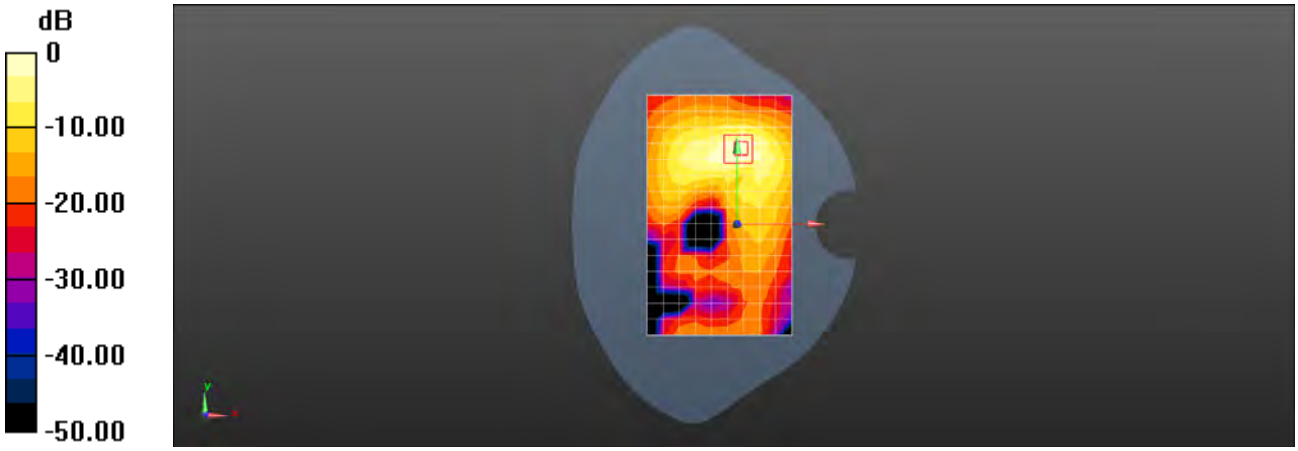

0 dB = 0.402 W/kg = -3.96 dBW/kg

Date: 2021-03-17

Test Laboratory: SGS-SAR Lab

M2103K19G LTE Band 12 10M QPSK 1RB49 23130CH Left cheek Ant1

DUT: M2103K19G; Type: Mobile Phone; Serial: 860441050047096

Communication System: UID 0, LTE-FDD BW 10MHZ (0); Frequency: 711 MHz;Duty Cycle: 1:1

Medium: HSL750;Medium parameters used: f = 711 MHz; σ = 0.873 S/m; ε_r = 41.666; ρ = 1000 kg/m^3
Phantom section: Left Section

DASY 5 Configuration:

- Probe: EX3DV4 - SN3982; ConvF(10.73, 10.73, 10.73); Calibrated: 2020/10/28;
- Sensor-Surface: 3mm (Mechanical Surface Detection)
- Electronics: DAE4 Sn896; Calibrated: 2021/02/05
- Phantom: SAM 11; Type: SAM; Serial: 1410
- DASY52 52.8.8(1222); SEMCAD X 14.6.10(7331)

Configuration/Head/Area Scan (8x13x1): Measurement grid: dx=15mm, dy=15mm
Maximum value of SAR (measured) = 0.0501 W/kg

Configuration/Head/Zoom Scan (5x5x7)/Cube 0: Measurement grid: dx=8mm, dy=8mm, dz=5mm
Reference Value = 2.557 V/m; Power Drift = 0.08 dB
Peak SAR (extrapolated) = 0.0570 W/kg
SAR(1 g) = 0.049 W/kg; SAR(10 g) = 0.040 W/kg
Ratio of SAR at M2 to SAR at M1 = 86.2%
Maximum value of SAR (measured) = 0.0521 W/kg

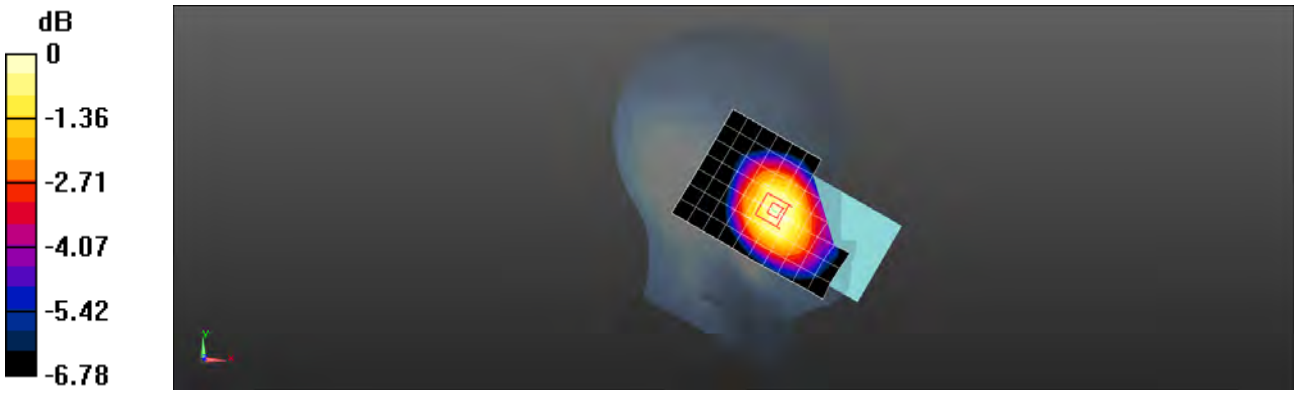

0 dB = 0.0521 W/kg = -12.83 dBW/kg

Date: 2021-03-17

Test Laboratory: SGS-SAR Lab

M2103K19G LTE Band 12 10M QPSK 1RB49 23130CH Back side 10mm Ant1

DUT: M2103K19G; Type: Mobile Phone; Serial: 860441050047096

Communication System: UID 0, LTE-FDD BW 10MHZ (0); Frequency: 711 MHz;Duty Cycle: 1:1

Medium: HSL750;Medium parameters used: f = 711 MHz; σ = 0.873 S/m; ε_r = 41.666; ρ = 1000 kg/m^3
Phantom section: Flat Section

DASY 5 Configuration:

- Probe: EX3DV4 - SN3982; ConvF(10.73, 10.73, 10.73); Calibrated: 2020/10/28;
- Sensor-Surface: 3mm (Mechanical Surface Detection)
- Electronics: DAE4 Sn896; Calibrated: 2021/02/05
- Phantom: SAM 11; Type: SAM; Serial: 1410
- DASY52 52.8.8(1222); SEMCAD X 14.6.10(7331)

Configuration/Body/Area Scan (8x13x1): Measurement grid: dx=15mm, dy=15mm
Maximum value of SAR (measured) = 0.0828 W/kg

Configuration/Body/Zoom Scan (5x5x7)/Cube 0: Measurement grid: dx=8mm, dy=8mm, dz=5mm
Reference Value = 9.640 V/m; Power Drift = 0.08 dB
Peak SAR (extrapolated) = 0.143 W/kg
SAR(1 g) = 0.082 W/kg; SAR(10 g) = 0.063 W/kg
Maximum value of SAR (measured) = 0.116 W/kg

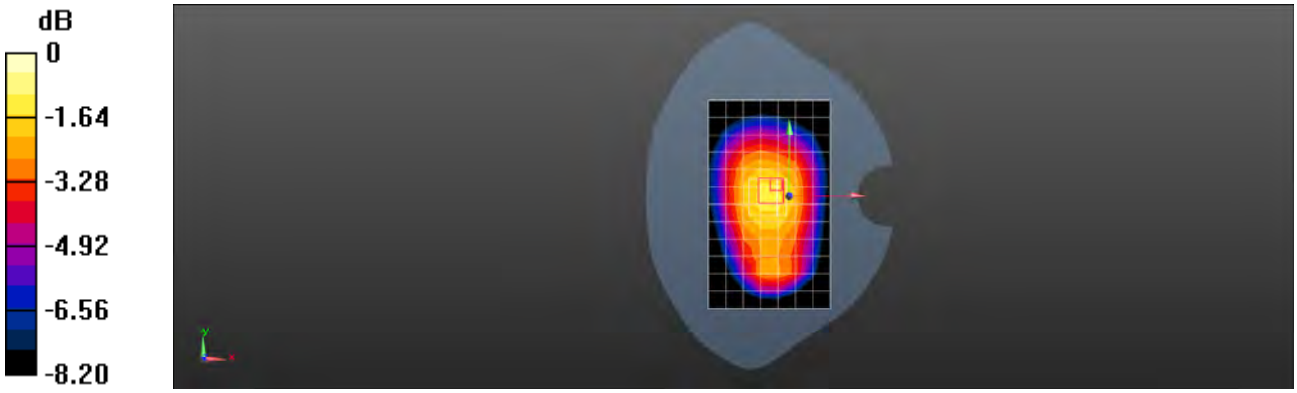

0 dB = 0.116 W/kg = -9.36 dBW/kg

Date: 2021-03-17

Test Laboratory: SGS-SAR Lab

M2103K19G LTE Band 12 10M QPSK 1RB25 23095CH Right cheek Ant4

DUT: M2103K19G; Type: Mobile Phone; Serial: 860441050047773

Communication System: UID 0, LTE-FDD BW 10MHZ (0); Frequency: 707.5 MHz;Duty Cycle: 1:1

Medium: HSL750;Medium parameters used (interpolated): f = 707.5 MHz; σ = 0.871 S/m; ε_r = 41.693; ρ = 1000 kg/m^3
Phantom section: Right Section

DASY 5 Configuration:

- Probe: EX3DV4 - SN3982; ConvF(10.73, 10.73, 10.73); Calibrated: 2020/10/28;
- Sensor-Surface: 3mm (Mechanical Surface Detection)
- Electronics: DAE4 Sn896; Calibrated: 2021/02/05
- Phantom: SAM 11; Type: SAM; Serial: 1410
- DASY52 52.8.8(1222); SEMCAD X 14.6.10(7331)

Configuration/Head/Area Scan (8x14x1): Measurement grid: dx=15mm, dy=15mm
Maximum value of SAR (measured) = 0.765 W/kg

Configuration/Head/Zoom Scan (5x5x7)/Cube 0: Measurement grid: dx=8mm, dy=8mm, dz=5mm
Reference Value = 24.25 V/m; Power Drift = 0.01 dB
Peak SAR (extrapolated) = 1.25 W/kg
SAR(1 g) = 0.610 W/kg; SAR(10 g) = 0.379 W/kg
Maximum value of SAR (measured) = 0.739 W/kg



0 dB = 0.739 W/kg = -1.31 dBW/kg

Date: 2021-03-17

Test Laboratory: SGS-SAR Lab

M2103K19G LTE Band 12 10M QPSK 1RB25 23095CH Back side 10mm Ant4

DUT: M2103K19G; Type: Mobile Phone; Serial: 860441050047773

Communication System: UID 0, LTE-FDD BW 10MHZ (0); Frequency: 711 MHz;Duty Cycle: 1:1

Medium: HSL750;Medium parameters used: f = 707.5 MHz; σ = 0.873 S/m; ε_r = 41.666; ρ = 1000 kg/m^3
Phantom section: Flat Section

DASY 5 Configuration:

- Probe: EX3DV4 - SN3982; ConvF(10.73, 10.73, 10.73); Calibrated: 2020/10/28;
- Sensor-Surface: 3mm (Mechanical Surface Detection)
- Electronics: DAE4 Sn896; Calibrated: 2021/02/05
- Phantom: SAM 11; Type: SAM; Serial: 1410
- DASY52 52.8.8(1222); SEMCAD X 14.6.10(7331)

Configuration/Body/Area Scan (8x13x1): Measurement grid: dx=15mm, dy=15mm
Maximum value of SAR (measured) = 0.322 W/kg

Configuration/Body/Zoom Scan (5x5x7)/Cube 0: Measurement grid: dx=8mm, dy=8mm, dz=5mm
Reference Value = 18.21 V/m; Power Drift = 0.09 dB
Peak SAR (extrapolated) = 0.369 W/kg
SAR(1 g) = 0.303 W/kg; SAR(10 g) = 0.241 W/kg
Ratio of SAR at M2 to SAR at M1 = 81.9%
Maximum value of SAR (measured) = 0.328 W/kg

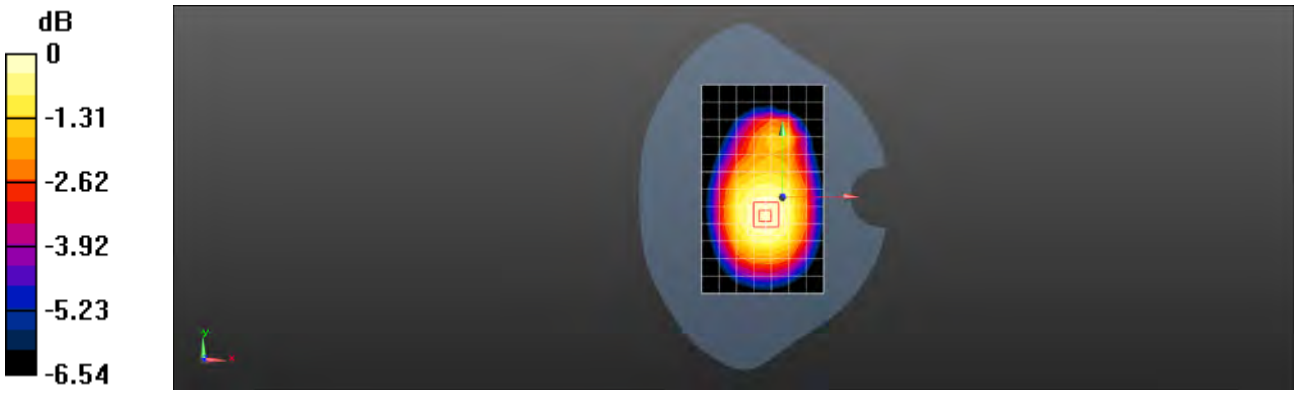

0 dB = 0.328 W/kg = -4.84 dBW/kg

Date: 2021/03/18

Test Laboratory: SGS-SAR Lab

M2103K19G LTE Band 17 10M QPSK 1RB49 23800CH Left cheek Ant1-AR09

DUT: M2103K19G; Type: Mobile Phone; Serial: 860441050047096

Communication System: UID 0, LTE-FDD BW 10MHZ (0); Frequency: 711 MHz;Duty Cycle: 1:1

Medium: HSL750;Medium parameters used: f = 711 MHz; σ = 0.873 S/m; ε_r = 41.666; ρ = 1000 kg/m^3
Phantom section: Left Section

DASY 5 Configuration:

- Probe: EX3DV4 - SN3982; ConvF(10.73, 10.73, 10.73); Calibrated: 2020/10/28;
- Sensor-Surface: 3mm (Mechanical Surface Detection)
- Electronics: DAE4 Sn896; Calibrated: 2021/02/05
- Phantom: SAM 11; Type: SAM; Serial: 1410
- DASY52 52.8.8(1222); SEMCAD X 14.6.10(7331)

Configuration/Head/Area Scan (8x13x1): Measurement grid: dx=15mm, dy=15mm
Maximum value of SAR (measured) = 0.0522 W/kg

Configuration/Head/Zoom Scan (5x5x7)/Cube 0: Measurement grid: dx=8mm, dy=8mm, dz=5mm
Reference Value = 2.766 V/m; Power Drift = 0.08 dB
Peak SAR (extrapolated) = 0.0580 W/kg
SAR(1 g) = 0.049 W/kg; SAR(10 g) = 0.040 W/kg
Maximum value of SAR (measured) = 0.0520 W/kg

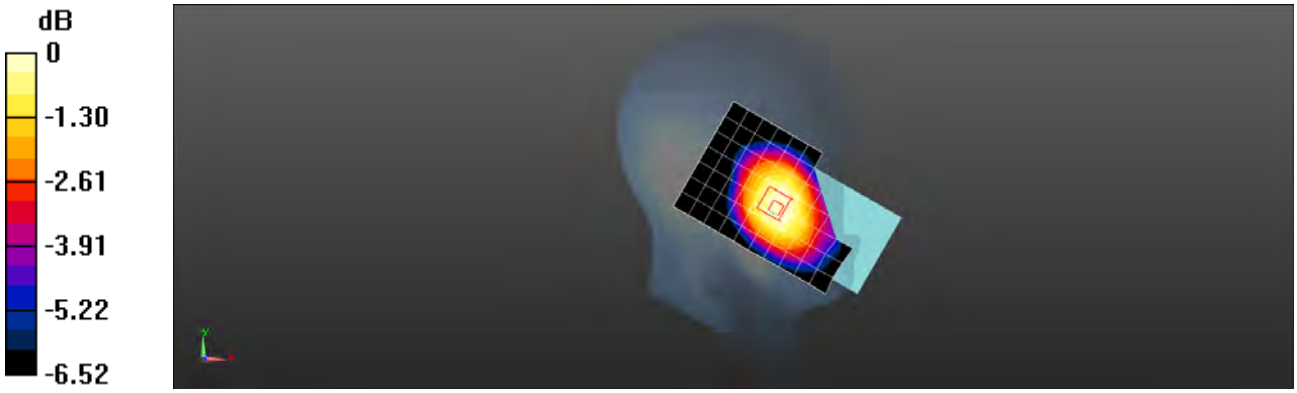

0 dB = 0.0520 W/kg = -12.84 dBW/kg

Date: 2021/03/18

Test Laboratory: SGS-SAR Lab

M2103K19G LTE Band 17 10M QPSK 1RB49 23800CH Back side 10mm Ant1

DUT: M2103K19G; Type: Mobile Phone; Serial: 860441050047096

Communication System: UID 0, LTE-FDD BW 10MHZ (0); Frequency: 711 MHz;Duty Cycle: 1:1

Medium: HSL750;Medium parameters used: f = 711 MHz; σ = 0.873 S/m; ε_r = 41.666; ρ = 1000 kg/m^3
Phantom section: Flat Section

DASY 5 Configuration:

- Probe: EX3DV4 - SN3982; ConvF(10.73, 10.73, 10.73); Calibrated: 2020/10/28;
- Sensor-Surface: 3mm (Mechanical Surface Detection)
- Electronics: DAE4 Sn896; Calibrated: 2021/02/05
- Phantom: SAM 11; Type: SAM; Serial: 1410
- DASY52 52.8.8(1222); SEMCAD X 14.6.10(7331)

Configuration/Body/Area Scan (8x13x1): Measurement grid: dx=15mm, dy=15mm
Maximum value of SAR (measured) = 0.0846 W/kg

Configuration/Body/Zoom Scan (5x5x7)/Cube 0: Measurement grid: dx=8mm, dy=8mm, dz=5mm
Reference Value = 9.725 V/m; Power Drift = 0.09 dB
Peak SAR (extrapolated) = 0.0960 W/kg
SAR(1 g) = 0.079 W/kg; SAR(10 g) = 0.063 W/kg
Maximum value of SAR (measured) = 0.0854 W/kg

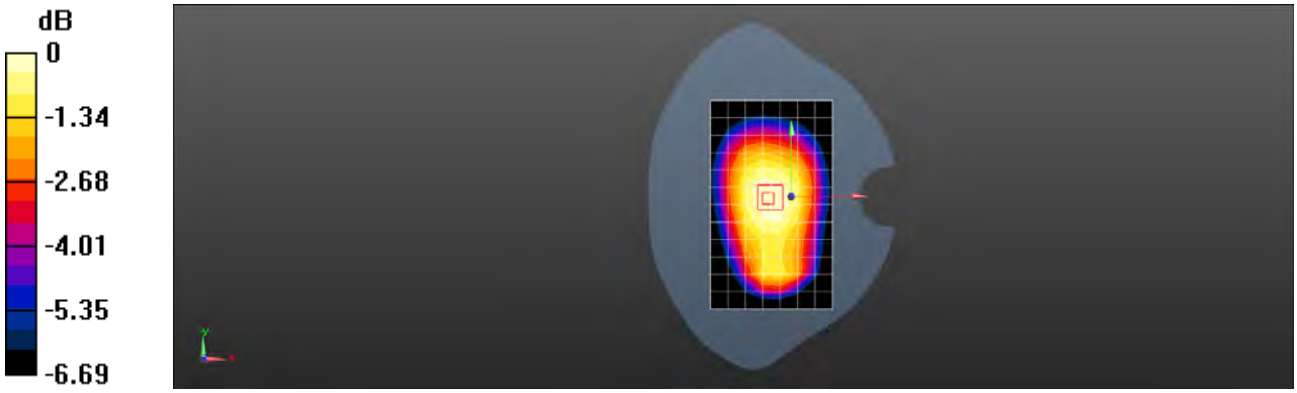

0 dB = 0.0854 W/kg = -10.69 dBW/kg

Date: 2021/03/18

Test Laboratory: SGS-SAR Lab

M2103K19G LTE Band 17 10M QPSK 1RB25 23780CH Right cheek Ant4-AR40

DUT: M2103K19G; Type: Mobile Phone; Serial: 860441050047773

Communication System: UID 0, LTE-FDD BW 10MHZ (0); Frequency: 709 MHz;Duty Cycle: 1:1

Medium: HSL750;Medium parameters used: f = 709 MHz; σ = 0.872 S/m; ε_r = 41.681; ρ = 1000 kg/m^3
Phantom section: Right Section

DASY 5 Configuration:

- Probe: EX3DV4 - SN3982; ConvF(10.73, 10.73, 10.73); Calibrated: 2020/10/28;
- Sensor-Surface: 3mm (Mechanical Surface Detection)
- Electronics: DAE4 Sn896; Calibrated: 2021/02/05
- Phantom: SAM 11; Type: SAM; Serial: 1410
- DASY52 52.8.8(1222); SEMCAD X 14.6.10(7331)

Configuration/Head/Area Scan (8x14x1): Measurement grid: dx=15mm, dy=15mm
Maximum value of SAR (measured) = 0.755 W/kg

Configuration/Head/Zoom Scan (5x5x7)/Cube 0: Measurement grid: dx=8mm, dy=8mm, dz=5mm
Reference Value = 24.02 V/m; Power Drift = 0.01 dB
Peak SAR (extrapolated) = 1.22 W/kg
SAR(1 g) = 0.600 W/kg; SAR(10 g) = 0.374 W/kg
Maximum value of SAR (measured) = 0.726 W/kg



0 dB = 0.726 W/kg = -1.39 dBW/kg

Date: 2021/03/18

Test Laboratory: SGS-SAR Lab

M2103K19G LTE Band 17 10M QPSK 1RB25 23780CH Back side 10mm Ant4

DUT: M2103K19G; Type: Mobile Phone; Serial: 860441050047773

Communication System: UID 0, LTE-FDD BW 10MHZ (0); Frequency: 711 MHz;Duty Cycle: 1:1

Medium: HSL750;Medium parameters used: f = 709 MHz; σ = 0.873 S/m; ε_r = 41.666; ρ = 1000 kg/m^3
Phantom section: Flat Section

DASY 5 Configuration:

- Probe: EX3DV4 - SN3982; ConvF(10.73, 10.73, 10.73); Calibrated: 2020/10/28;
- Sensor-Surface: 3mm (Mechanical Surface Detection)
- Electronics: DAE4 Sn896; Calibrated: 2021/02/05
- Phantom: SAM 11; Type: SAM; Serial: 1410
- DASY52 52.8.8(1222); SEMCAD X 14.6.10(7331)

Configuration/Body/Area Scan (8x13x1): Measurement grid: dx=15mm, dy=15mm
Maximum value of SAR (measured) = 0.310 W/kg

Configuration/Body/Zoom Scan (5x5x7)/Cube 0: Measurement grid: dx=8mm, dy=8mm, dz=5mm
Reference Value = 17.98 V/m; Power Drift = 0.01 dB
Peak SAR (extrapolated) = 0.355 W/kg
SAR(1 g) = 0.293 W/kg; SAR(10 g) = 0.233 W/kg
Maximum value of SAR (measured) = 0.317 W/kg

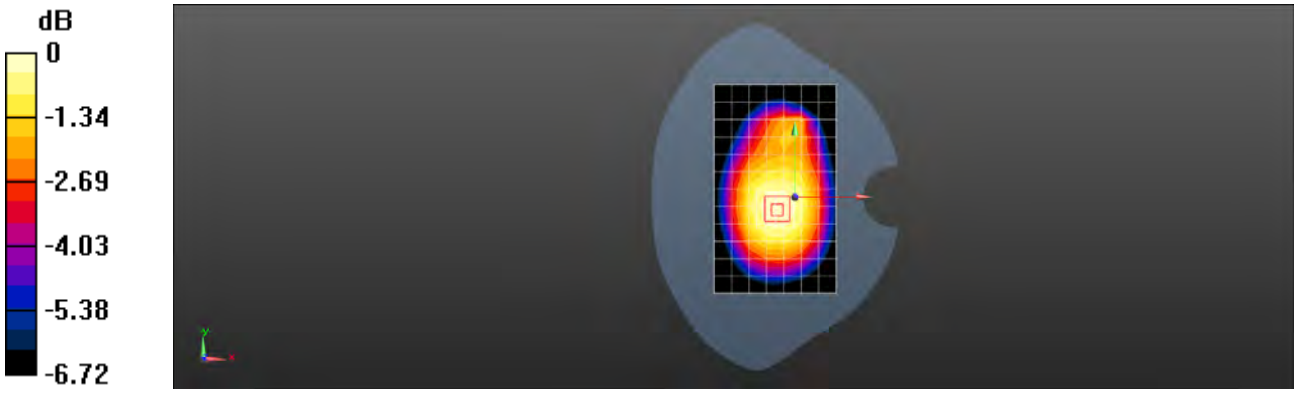

0 dB = 0.317 W/kg = -4.99 dBW/kg

Date: 2021/03/05

Test Laboratory: SGS-SAR Lab

M2103K19G LTE Band 38 20M QPSK 1RB0 38150CH Right cheek Ant1

DUT: M2103K19G; Type: Mobile Phone; Serial: 860441050047096

Communication System: UID 0, LTE-TDD BW 20MHz (0); Frequency: 2610 MHz;Duty Cycle: 1:1.57906

Medium: HSL2600;Medium parameters used: f = 2610 MHz; σ = 1.92 S/m; ε_r = 38.442; ρ = 1000 kg/m^3
Phantom section: Right Section

DASY 5 Configuration:

- Probe: EX3DV4 - SN3793; ConvF(6.88, 6.88, 6.88); Calibrated: 2020/05/09;
- Sensor-Surface: 2mm (Mechanical Surface Detection)
- Electronics: DAE4 Sn896; Calibrated: 2021/02/05
- Phantom: SAM 9; Type: SAM; Serial: 1769
- DASY52 52.8.8(1222); SEMCAD X 14.6.10(7331)

Configuration/Head/Area Scan (10x16x1): Measurement grid: dx=12mm, dy=12mm
Maximum value of SAR (measured) = 0.217 W/kg

Configuration/Head/Zoom Scan (7x7x7)/Cube 0: Measurement grid: dx=5mm, dy=5mm, dz=5mm
Reference Value = 3.725 V/m; Power Drift = -0.03 dB
Peak SAR (extrapolated) = 0.347 W/kg
SAR(1 g) = 0.186 W/kg; SAR(10 g) = 0.096 W/kg
Maximum value of SAR (measured) = 0.233 W/kg

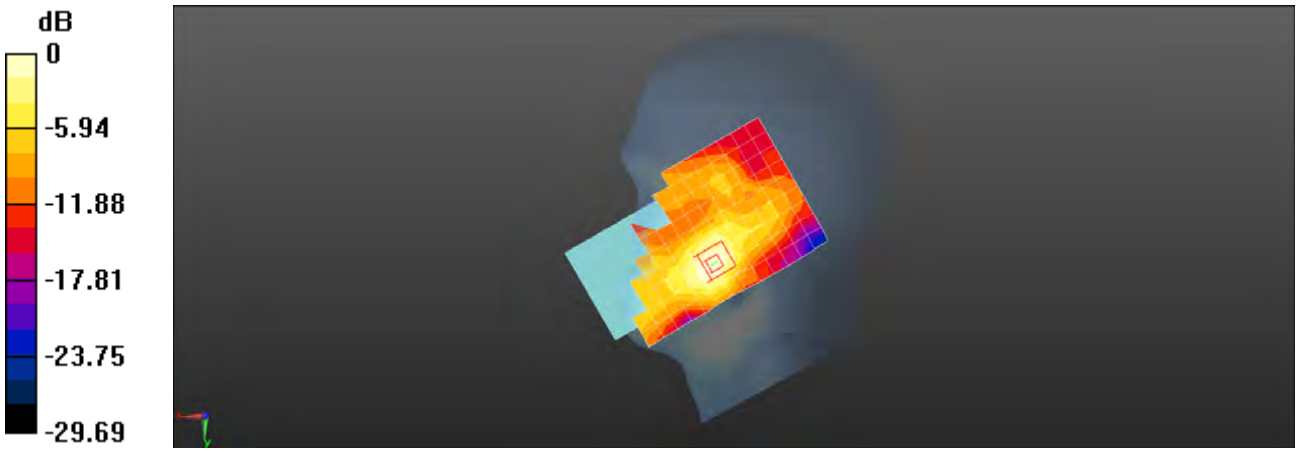

0 dB = 0.233 W/kg = -6.33 dBW/kg

Date: 2021/03/05

Test Laboratory: SGS-SAR Lab

M2103K19G LTE Band 38 20M QPSK 1RB0 38150CH Back side 10mm Ant1

DUT: M2103K19G; Type: Mobile Phone; Serial: 860441050047377

Communication System: UID 0, LTE-TDD BW 20MHz (0); Frequency: 2610 MHz;Duty Cycle: 1:1.57906

Medium: HSL2600;Medium parameters used: f = 2610 MHz; σ = 1.92 S/m; ε_r = 38.442; ρ = 1000 kg/m^3
Phantom section: Flat Section

DASY 5 Configuration:

- Probe: EX3DV4 - SN3793; ConvF(6.88, 6.88, 6.88); Calibrated: 2020/05/09;
- Sensor-Surface: 2mm (Mechanical Surface Detection)
- Electronics: DAE4 Sn896; Calibrated: 2021/02/05
- Phantom: SAM 9; Type: SAM; Serial: 1769
- DASY52 52.8.8(1222); SEMCAD X 14.6.10(7331)

Configuration/Body/Area Scan (10x16x1): Measurement grid: dx=12mm, dy=12mm
Maximum value of SAR (measured) = 0.608 W/kg

Configuration/Body/Zoom Scan (7x7x7)/Cube 0: Measurement grid: dx=5mm, dy=5mm, dz=5mm
Reference Value = 6.720 V/m; Power Drift = 0.08 dB
Peak SAR (extrapolated) = 0.973 W/kg
SAR(1 g) = 0.498 W/kg; SAR(10 g) = 0.272 W/kg
Maximum value of SAR (measured) = 0.621 W/kg

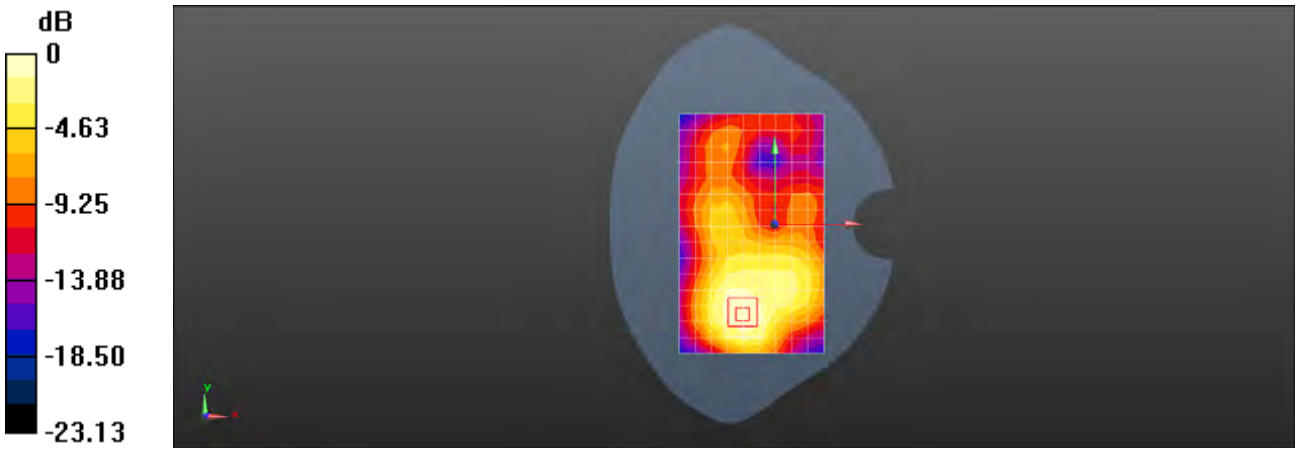

0 dB = 0.621 W/kg = -2.07 dBW/kg

Date: 2021/03/05

Test Laboratory: SGS-SAR Lab

M2103K19G LTE Band 38 20M QPSK 1RB50 37850CH Right tilted Ant4

DUT: M2103K19G; Type: Mobile Phone; Serial: 860441050058853

Communication System: UID 0, LTE-TDD BW 20MHz (0); Frequency: 2580 MHz;Duty Cycle: 1:1.57906

Medium: HSL2600;Medium parameters used: f = 2580 MHz; σ = 1.887 S/m; ε_r = 38.54; ρ = 1000 kg/m^3
Phantom section: Right Section

DASY 5 Configuration:

- Probe: EX3DV4 - SN3793; ConvF(6.88, 6.88, 6.88); Calibrated: 2020/05/09;
- Sensor-Surface: 2mm (Mechanical Surface Detection)
- Electronics: DAE4 Sn896; Calibrated: 2021/02/05
- Phantom: SAM 9; Type: SAM; Serial: 1769
- DASY52 52.8.8(1222); SEMCAD X 14.6.10(7331)

Configuration/Head/Area Scan (10x17x1): Measurement grid: dx=12mm, dy=12mm
Maximum value of SAR (measured) = 0.758 W/kg

Configuration/Head/Zoom Scan (7x7x7)/Cube 0: Measurement grid: dx=5mm, dy=5mm, dz=5mm
Reference Value = 7.279 V/m; Power Drift = 0.18 dB
Peak SAR (extrapolated) = 1.49 W/kg
SAR(1 g) = 0.573 W/kg; SAR(10 g) = 0.238 W/kg
Maximum value of SAR (measured) = 0.759 W/kg



0 dB = 0.759 W/kg = -1.20 dBW/kg

Date: 2021/03/05

Test Laboratory: SGS-SAR Lab

M2103K19G LTE Band 38 20M QPSK 1RB50 37850CH Back side 10mm Ant4

DUT: M2103K19G; Type: Mobile Phone; Serial: 860441050058853

Communication System: UID 0, LTE-TDD BW 20MHz (0); Frequency: 2580 MHz;Duty Cycle: 1:1.57906

Medium: HSL2600;Medium parameters used: f = 2580 MHz; σ = 1.887 S/m; ε_r = 38.54; ρ = 1000 kg/m^3
Phantom section: Flat Section

DASY 5 Configuration:

- Probe: EX3DV4 - SN3793; ConvF(6.88, 6.88, 6.88); Calibrated: 2020/05/09;
- Sensor-Surface: 2mm (Mechanical Surface Detection)
- Electronics: DAE4 Sn896; Calibrated: 2021/02/05
- Phantom: SAM 9; Type: SAM; Serial: 1769
- DASY52 52.8.8(1222); SEMCAD X 14.6.10(7331)

Configuration/Body/Area Scan (10x16x1): Measurement grid: dx=12mm, dy=12mm
Maximum value of SAR (measured) = 0.336 W/kg

Configuration/Body/Zoom Scan (7x7x7)/Cube 0: Measurement grid: dx=5mm, dy=5mm, dz=5mm
Reference Value = 0.4870 V/m; Power Drift = 0.08 dB
Peak SAR (extrapolated) = 0.674 W/kg
SAR(1 g) = 0.286 W/kg; SAR(10 g) = 0.121 W/kg
Maximum value of SAR (measured) = 0.381 W/kg

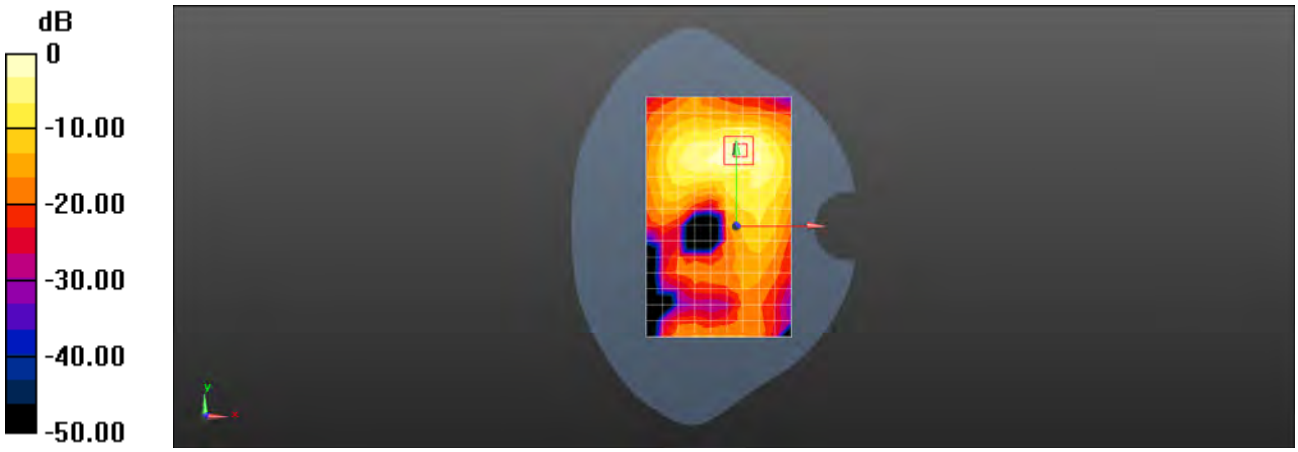

0 dB = 0.381 W/kg = -4.19 dBW/kg

Date: 2021/03/10

Test Laboratory: SGS-SAR Lab

M2103K19G LTE Band 41 20M QPSK 1RB99 40620CH Right cheek Ant1

DUT: M2103K19G; Type: Mobile Phone; Serial: 860441050047096

Communication System: UID 0, LTE-TDD BW 20MHz (0); Frequency: 2593 MHz;Duty Cycle: 1:1.57906

Medium: HSL2600;Medium parameters used: f = 2593 MHz; σ = 1.993 S/m; ε_r = 39.412; ρ = 1000 kg/m^3
Phantom section: Right Section

DASY 5 Configuration:

- Probe: EX3DV4 - SN3793; ConvF(6.88, 6.88, 6.88); Calibrated: 2020/05/09;
- Sensor-Surface: 2mm (Mechanical Surface Detection)
- Electronics: DAE4 Sn896; Calibrated: 2021/02/05
- Phantom: SAM 9; Type: SAM; Serial: 1769
- DASY52 52.8.8(1222); SEMCAD X 14.6.10(7331)

Configuration/Head/Area Scan (10x16x1): Measurement grid: dx=12mm, dy=12mm
Maximum value of SAR (measured) = 0.121 W/kg

Configuration/Head/Zoom Scan (7x7x7)/Cube 0: Measurement grid: dx=5mm, dy=5mm, dz=5mm
Reference Value = 3.105 V/m; Power Drift = 0.05 dB
Peak SAR (extrapolated) = 0.204 W/kg
SAR(1 g) = 0.109 W/kg; SAR(10 g) = 0.057 W/kg
Maximum value of SAR (measured) = 0.136 W/kg

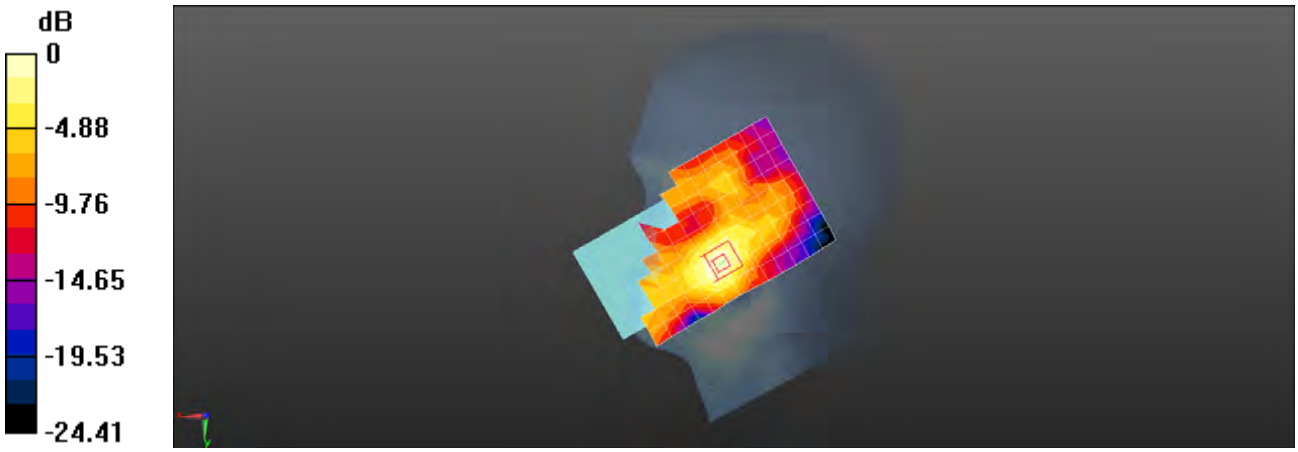

0 dB = 0.136 W/kg = -8.66 dBW/kg

Date: 2021/03/10

Test Laboratory: SGS-SAR Lab

M2103K19G LTE Band 41 20M QPSK 1RB99 40620CH Back side 15mm Ant1

DUT: M2103K19G; Type: Mobile Phone; Serial: 860441050048177

Communication System: UID 0, LTE-TDD BW 20MHz (0); Frequency: 2593 MHz;Duty Cycle: 1:1.57906

Medium: HSL2600;Medium parameters used: f = 2593 MHz; σ = 1.993 S/m; ε_r = 39.412; ρ = 1000 kg/m^3
Phantom section: Flat Section

DASY 5 Configuration:

- Probe: EX3DV4 - SN3793; ConvF(6.88, 6.88, 6.88); Calibrated: 2020/05/09;
- Sensor-Surface: 2mm (Mechanical Surface Detection)
- Electronics: DAE4 Sn896; Calibrated: 2021/02/05
- Phantom: SAM 9; Type: SAM; Serial: 1769
- DASY52 52.8.8(1222); SEMCAD X 14.6.10(7331)

Configuration/Body/Area Scan (10x17x1): Measurement grid: dx=12mm, dy=12mm
Maximum value of SAR (measured) = 0.600 W/kg

Configuration/Body/Zoom Scan (7x7x7)/Cube 0: Measurement grid: dx=5mm, dy=5mm, dz=5mm
Reference Value = 6.670 V/m; Power Drift = 0.07 dB
Peak SAR (extrapolated) = 0.962 W/kg
SAR(1 g) = 0.498 W/kg; SAR(10 g) = 0.272 W/kg
Maximum value of SAR (measured) = 0.618 W/kg

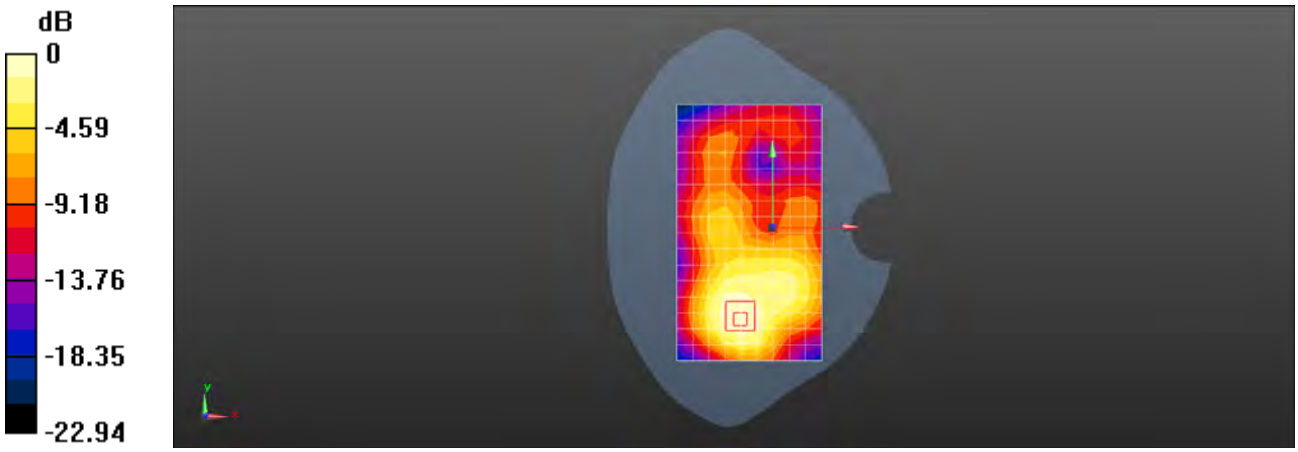

0 dB = 0.618 W/kg = -2.09 dBW/kg

Date: 2021/03/10

Test Laboratory: SGS-SAR Lab

M2103K19G LTE Band 41 20M QPSK 50RB50 41490CH Right tilted Ant4

DUT: M2103K19G; Type: Mobile Phone; Serial: 860441050058853

Communication System: UID 0, LTE-TDD BW 20MHz (0); Frequency: 2680 MHz;Duty Cycle: 1:1.57906

Medium: HSL2600;Medium parameters used: f = 2680 MHz; σ = 2.091 S/m; ε_r = 39.044; ρ = 1000 kg/m^3
Phantom section: Right Section

DASY 5 Configuration:

- Probe: EX3DV4 - SN3793; ConvF(6.88, 6.88, 6.88); Calibrated: 2020/05/09;
- Sensor-Surface: 2mm (Mechanical Surface Detection)
- Electronics: DAE4 Sn896; Calibrated: 2021/02/05
- Phantom: SAM 9; Type: SAM; Serial: 1769
- DASY52 52.8.8(1222); SEMCAD X 14.6.10(7331)

Configuration/Head/Area Scan (10x17x1): Measurement grid: dx=12mm, dy=12mm
Maximum value of SAR (measured) = 0.581 W/kg

Configuration/Head/Zoom Scan (7x7x7)/Cube 0: Measurement grid: dx=5mm, dy=5mm, dz=5mm
Reference Value = 9.288 V/m; Power Drift = 0.05 dB
Peak SAR (extrapolated) = 1.17 W/kg
SAR(1 g) = 0.451 W/kg; SAR(10 g) = 0.193 W/kg
Maximum value of SAR (measured) = 0.599 W/kg



0 dB = 0.599 W/kg = -2.23 dBW/kg

Date: 2021/03/10

Test Laboratory: SGS-SAR Lab

M2103K19G LTE Band 41 20M QPSK 50RB50 41490CH Back side 10mm Ant4

DUT: M2103K19G; Type: Mobile Phone; Serial: 860441050058853

Communication System: UID 0, LTE-TDD BW 20MHz (0); Frequency: 2680 MHz;Duty Cycle: 1:1.57906

Medium: HSL2600;Medium parameters used: f = 2680 MHz; σ = 2.091 S/m; ε_r = 39.044; ρ = 1000 kg/m^3
Phantom section: Flat Section

DASY 5 Configuration:

- Probe: EX3DV4 - SN3793; ConvF(6.88, 6.88, 6.88); Calibrated: 2020/05/09;
- Sensor-Surface: 2mm (Mechanical Surface Detection)
- Electronics: DAE4 Sn896; Calibrated: 2021/02/05
- Phantom: SAM 9; Type: SAM; Serial: 1769
- DASY52 52.8.8(1222); SEMCAD X 14.6.10(7331)

Configuration/Body/Area Scan (10x16x1): Measurement grid: dx=12mm, dy=12mm
Maximum value of SAR (measured) = 0.246 W/kg

Configuration/Body/Zoom Scan (7x7x7)/Cube 0: Measurement grid: dx=5mm, dy=5mm, dz=5mm
Reference Value = 0.4110 V/m; Power Drift = 0.04 dB
Peak SAR (extrapolated) = 0.566 W/kg
SAR(1 g) = 0.229 W/kg; SAR(10 g) = 0.095 W/kg
Maximum value of SAR (measured) = 0.309 W/kg

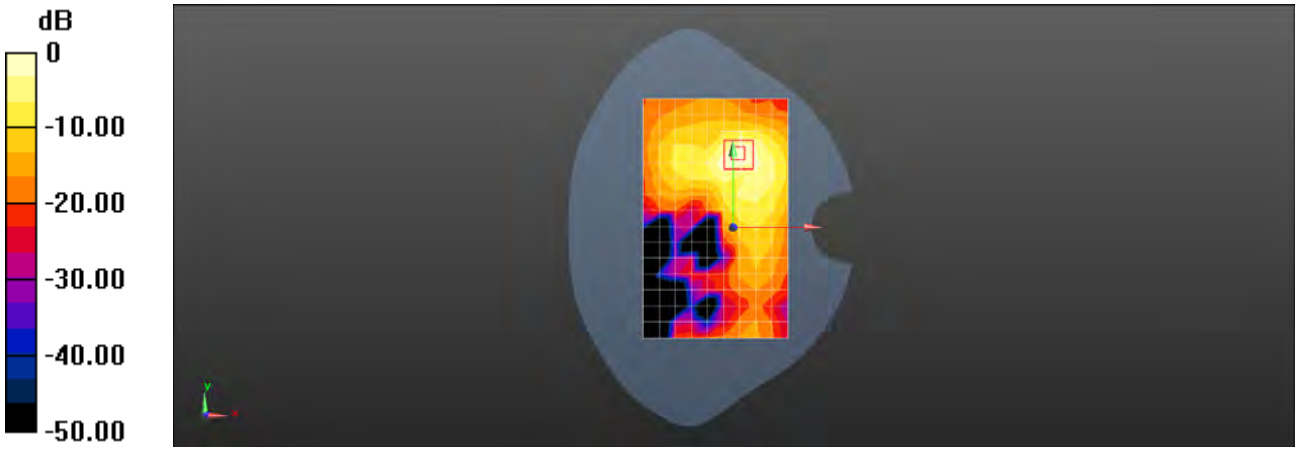

0 dB = 0.309 W/kg = -5.10 dBW/kg

Date: 2021-02-19

Test Laboratory: SGS-SAR Lab

M2103K19G LTE Band 66 20M QPSK 1RB0 132322CH Right cheek Ant1

DUT: M2103K19G; Type: Mobile Phone; Serial: 860441050047096

Communication System: UID 0, LTE-FDD BW 20MHz (0); Frequency: 1745 MHz;Duty Cycle: 1:1

Medium: HSL1750;Medium parameters used: f = 1745 MHz; σ = 1.368 S/m; ε_r = 39.188; ρ = 1000 kg/m^3
Phantom section: Right Section

DASY 5 Configuration:

- Probe: ES3DV3 - SN3204; ConvF(5.44, 5.44, 5.44); Calibrated: 2021-02-10;
- Sensor-Surface: 1.4mm (Mechanical Surface Detection)
- Electronics: DAE4 Sn896; Calibrated: 2021-02-05
- Phantom: SAM 10; Type: SAM; Serial: 1563
- DASY52 52.8.8(1222); SEMCAD X 14.6.10(7331)

Configuration/Head/Area Scan (8x13x1): Measurement grid: dx=15mm, dy=15mm
Maximum value of SAR (measured) = 0.157 W/kg

Configuration/Head/Zoom Scan (5x5x7)/Cube 0: Measurement grid: dx=8mm, dy=8mm, dz=5mm
Reference Value = 5.267 V/m; Power Drift = 0.01 dB
Peak SAR (extrapolated) = 0.211 W/kg
SAR(1 g) = 0.128 W/kg; SAR(10 g) = 0.077 W/kg
Maximum value of SAR (measured) = 0.159 W/kg



0 dB = 0.159 W/kg = -7.99 dBW/kg

Date: 2021-02-19

Test Laboratory: SGS-SAR Lab

M2103K19G LTE Band 66 20M QPSK 1RB0 132322CH Back side 15mm Ant1

DUT: M2103K19G; Type: Mobile Phone; Serial: 860441050052450

Communication System: UID 0, LTE-FDD BW 20MHz (0); Frequency: 1745 MHz;Duty Cycle: 1:1

Medium: HSL1750;Medium parameters used: f = 1745 MHz; σ = 1.306 S/m; ε_r = 40.273; ρ = 1000 kg/m^3
Phantom section: Flat Section

DASY 5 Configuration:

- Probe: ES3DV3 - SN3204; ConvF(5.44, 5.44, 5.44); Calibrated: 2021-02-10;
- Sensor-Surface: 1.4mm (Mechanical Surface Detection)
- Electronics: DAE4 Sn896; Calibrated: 2021-02-05
- Phantom: SAM 10; Type: SAM; Serial: 1563
- DASY52 52.8.8(1222); SEMCAD X 14.6.10(7331)

Configuration/Body/Area Scan (8x14x1): Measurement grid: dx=15mm, dy=15mm
Maximum value of SAR (measured) = 0.613 W/kg

Configuration/Body/Zoom Scan (5x5x7)/Cube 0: Measurement grid: dx=8mm, dy=8mm, dz=5mm
Reference Value = 5.989 V/m; Power Drift = 0.10 dB
Peak SAR (extrapolated) = 0.766 W/kg
SAR(1 g) = 0.473 W/kg; SAR(10 g) = 0.273 W/kg
Maximum value of SAR (measured) = 0.633 W/kg

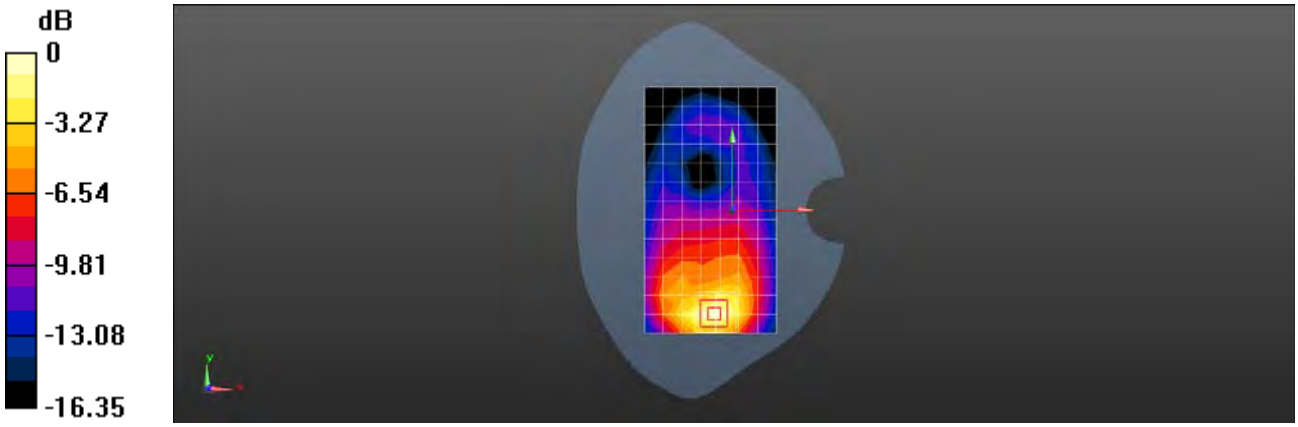

0 dB = 0.633 W/kg = -1.99 dBW/kg

Date: 2021-02-19

Test Laboratory: SGS-SAR Lab

M2103K19G LTE Band 66 20M QPSK 1RB0 132572CH Bottom side 15mm Ant1

DUT: M2103K19G; Type: Mobile Phone; Serial: 860441050047096

Communication System: UID 0, LTE-FDD BW 20MHz (0); Frequency: 1770 MHz;Duty Cycle: 1:1

Medium: HSL1750;Medium parameters used: f = 1770 MHz; σ = 1.318 S/m; ε_r = 40.261; ρ = 1000 kg/m^3
Phantom section: Flat Section

DASY 5 Configuration:

- Probe: ES3DV3 - SN3204; ConvF(5.44, 5.44, 5.44); Calibrated: 2021-02-10;
- Sensor-Surface: 1.4mm (Mechanical Surface Detection)
- Electronics: DAE4 Sn896; Calibrated: 2021-02-05
- Phantom: SAM 10; Type: SAM; Serial: 1563
- DASY52 52.8.8(1222); SEMCAD X 14.6.10(7331)

Configuration/Body/Area Scan (5x9x1): Measurement grid: dx=15mm, dy=15mm
Maximum value of SAR (measured) = 0.719 W/kg

Configuration/Body/Zoom Scan (5x5x7)/Cube 0: Measurement grid: dx=8mm, dy=8mm, dz=5mm
Reference Value = 21.41 V/m; Power Drift = -0.15 dB
Peak SAR (extrapolated) = 0.906 W/kg
SAR(1 g) = 0.550 W/kg; SAR(10 g) = 0.309 W/kg
Maximum value of SAR (measured) = 0.740 W/kg

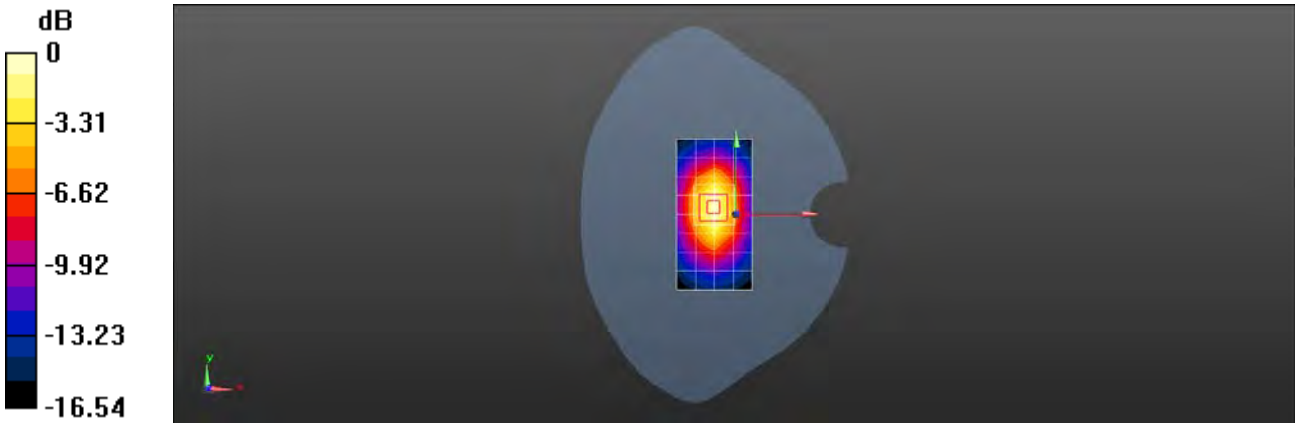

0 dB = 0.740 W/kg = -1.31 dBW/kg

Date: 2021-02-19

Test Laboratory: SGS-SAR Lab

M2103K19G LTE Band 66 20M QPSK 50RB25 132072CH Bottom side 0mm Ant1

DUT: M2103K19G; Type: Mobile Phone; Serial: 860441050052450

Communication System: UID 0, LTE-FDD BW 20MHz (0); Frequency: 1720 MHz;Duty Cycle: 1:1

Medium: HSL1750;Medium parameters used: f = 1720 MHz; σ = 1.294 S/m; ε_r = 40.286; ρ = 1000 kg/m^3
Phantom section: Flat Section

DASY 5 Configuration:

- Probe: ES3DV3 - SN3204; ConvF(5.44, 5.44, 5.44); Calibrated: 2021-02-10;
- Sensor-Surface: 1.4mm (Mechanical Surface Detection)
- Electronics: DAE4 Sn896; Calibrated: 2021-02-05
- Phantom: SAM 10; Type: SAM; Serial: 1563
- DASY52 52.8.8(1222); SEMCAD X 14.6.10(7331)

Configuration/Body/Area Scan (5x8x1): Measurement grid: dx=15mm, dy=15mm
Maximum value of SAR (measured) = 7.26 W/kg

Configuration/Body/Zoom Scan (5x5x7)/Cube 0: Measurement grid: dx=8mm, dy=8mm, dz=5mm
Reference Value = 63.00 V/m; Power Drift = -0.03 dB
Peak SAR (extrapolated) = 11.1 W/kg
SAR(1 g) = 4.46 W/kg; SAR(10 g) = 1.86 W/kg
Maximum value of SAR (measured) = 8.33 W/kg

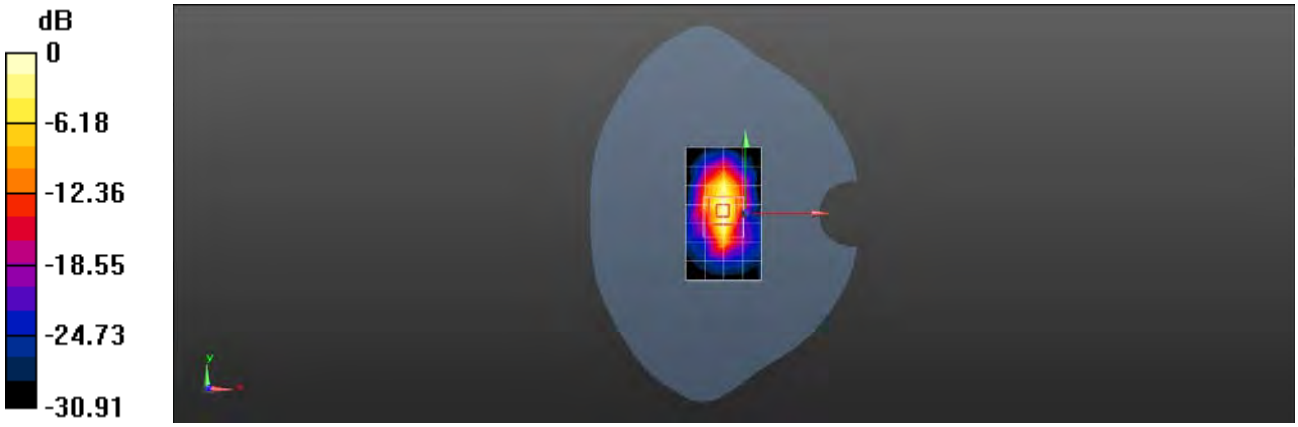

0 dB = 8.33 W/kg = 9.21 dBW/kg

Date: 2021-02-19

Test Laboratory: SGS-SAR Lab

M2103K19G LTE Band 66 20M QPSK 1RB0 132322CH Right tilted Ant4

DUT: M2103K19G; Type: Mobile Phone; Serial: 860441050052450

Communication System: UID 0, LTE-FDD BW 20MHz (0); Frequency: 1745 MHz;Duty Cycle: 1:1

Medium: HSL1750;Medium parameters used: f = 1745 MHz; σ = 1.306 S/m; ε_r = 40.273; ρ = 1000 kg/m^3
Phantom section: Right Section

DASY 5 Configuration:

- Probe: ES3DV3 - SN3204; ConvF(5.44, 5.44, 5.44); Calibrated: 2021-02-10;
- Sensor-Surface: 1.4mm (Mechanical Surface Detection)
- Electronics: DAE4 Sn896; Calibrated: 2021-02-05
- Phantom: SAM 10; Type: SAM; Serial: 1563
- DASY52 52.8.8(1222); SEMCAD X 14.6.10(7331)

Configuration/Head/Area Scan (8x14x1): Measurement grid: dx=15mm, dy=15mm
Maximum value of SAR (measured) = 0.349 W/kg

Configuration/Head/Zoom Scan (5x5x7)/Cube 0: Measurement grid: dx=8mm, dy=8mm, dz=5mm
Reference Value = 12.49 V/m; Power Drift = -0.05 dB
Peak SAR (extrapolated) = 0.585 W/kg
SAR(1 g) = 0.275 W/kg; SAR(10 g) = 0.122 W/kg
Maximum value of SAR (measured) = 0.436 W/kg



0 dB = 0.436 W/kg = -3.61 dBW/kg

Date: 2021-02-19

Test Laboratory: SGS-SAR Lab

M2103K19G LTE Band 66 20M QPSK 1RB0 132322CH Back side 10mm Ant4

DUT: M2103K19G; Type: Mobile Phone; Serial: 860441050052450

Communication System: UID 0, LTE-FDD BW 20MHz (0); Frequency: 1745 MHz;Duty Cycle: 1:1

Medium: HSL1750;Medium parameters used: f = 1745 MHz; σ = 1.306 S/m; ε_r = 40.273; ρ = 1000 kg/m^3
Phantom section: Flat Section

DASY 5 Configuration:

- Probe: ES3DV3 - SN3204; ConvF(5.44, 5.44, 5.44); Calibrated: 2021-02-10;
- Sensor-Surface: 1.4mm (Mechanical Surface Detection)
- Electronics: DAE4 Sn896; Calibrated: 2021-02-05
- Phantom: SAM 10; Type: SAM; Serial: 1563
- DASY52 52.8.8(1222); SEMCAD X 14.6.10(7331)

Configuration/Body/Area Scan (8x13x1): Measurement grid: dx=15mm, dy=15mm
Maximum value of SAR (measured) = 0.138 W/kg

Configuration/Body/Zoom Scan (5x5x7)/Cube 0: Measurement grid: dx=8mm, dy=8mm, dz=5mm
Reference Value = 4.857 V/m; Power Drift = 0.05 dB
Peak SAR (extrapolated) = 0.211 W/kg
SAR(1 g) = 0.110 W/kg; SAR(10 g) = 0.057 W/kg
Maximum value of SAR (measured) = 0.164 W/kg

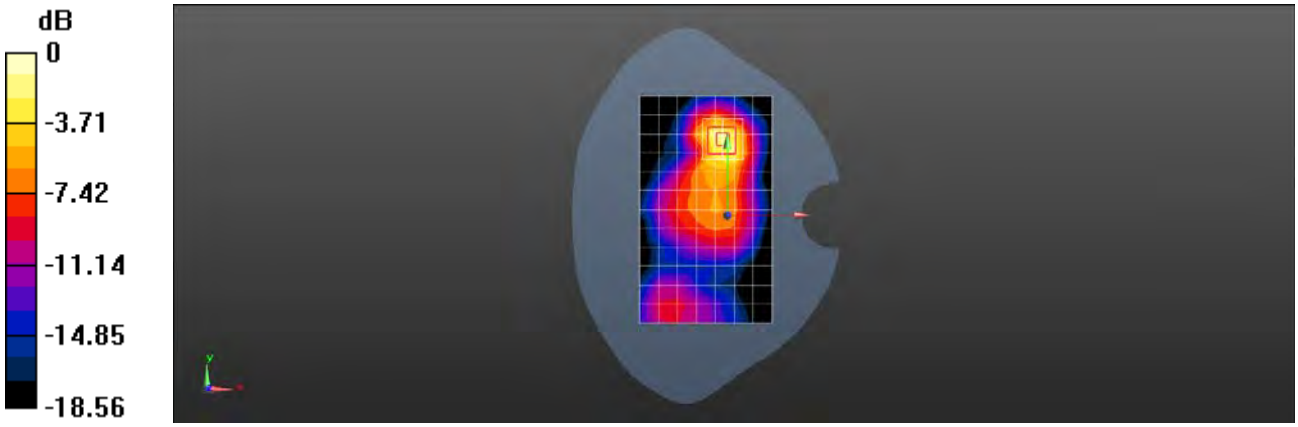

0 dB = 0.164 W/kg = -7.85 dBW/kg

Date: 2021-02-19

Test Laboratory: SGS-SAR Lab

M2103K19G LTE Band 66 20M QPSK 1RB0 132322CH Top side 10mm Ant4

DUT: M2103K19G; Type: Mobile Phone; Serial: 860441050052450

Communication System: UID 0, LTE-FDD BW 20MHz (0); Frequency: 1745 MHz;Duty Cycle: 1:1

Medium: HSL1750;Medium parameters used: f = 1745 MHz; σ = 1.306 S/m; ε_r = 40.273; ρ = 1000 kg/m^3
Phantom section: Flat Section

DASY 5 Configuration:

- Probe: ES3DV3 - SN3204; ConvF(5.44, 5.44, 5.44); Calibrated: 2021-02-10;
- Sensor-Surface: 1.4mm (Mechanical Surface Detection)
- Electronics: DAE4 Sn896; Calibrated: 2021-02-05
- Phantom: SAM 10; Type: SAM; Serial: 1563
- DASY52 52.8.8(1222); SEMCAD X 14.6.10(7331)

Configuration/Body/Area Scan (5x8x1): Measurement grid: dx=15mm, dy=15mm
Maximum value of SAR (measured) = 0.186 W/kg

Configuration/Body/Zoom Scan (5x5x7)/Cube 0: Measurement grid: dx=8mm, dy=8mm, dz=5mm
Reference Value = 9.338 V/m; Power Drift = -0.06 dB
Peak SAR (extrapolated) = 0.247 W/kg
SAR(1 g) = 0.131 W/kg; SAR(10 g) = 0.065 W/kg
Maximum value of SAR (measured) = 0.193 W/kg

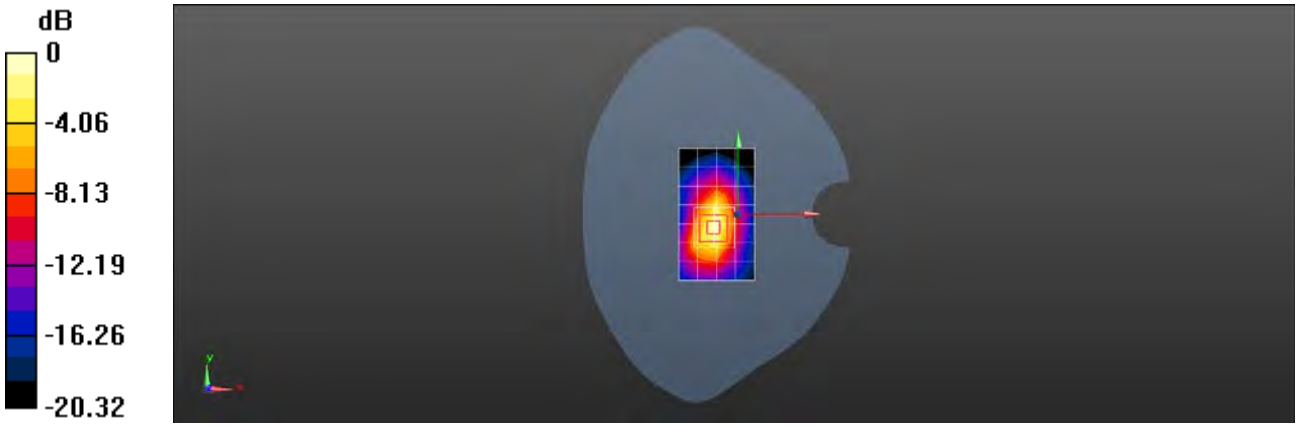

0 dB = 0.193 W/kg = -7.14 dBW/kg

Date: 2021/03/14

Test Laboratory: SGS-SAR Lab

M2103K19C 5GNR N7 QPSK 20M 25RB13 502000CH Right cheek Ant1

DUT: M2103K19C; Type: Mobile Phone; Serial: 860441050048177

Communication System: UID 0, NR (0); Frequency: 2510 MHz;Duty Cycle: 1:1

Medium: HSL2600;Medium parameters used: f = 2510 MHz; σ = 1.832 S/m; ε_r = 39.15; ρ = 1000 kg/m^3
Phantom section: Right Section

DASY 5 Configuration:

- Probe: EX3DV4 - SN3793; ConvF(6.88, 6.88, 6.88); Calibrated: 2020/05/09;
- Sensor-Surface: 2mm (Mechanical Surface Detection)
- Electronics: DAE4 Sn896; Calibrated: 2021/02/05
- Phantom: SAM 9; Type: SAM; Serial: 1769
- DASY52 52.8.8(1222); SEMCAD X 14.6.10(7331)

Configuration/Head/Area Scan (10x16x1): Measurement grid: dx=12mm, dy=12mm
Maximum value of SAR (measured) = 0.481 W/kg

Configuration/Head/Zoom Scan (7x7x7)/Cube 0: Measurement grid: dx=5mm, dy=5mm, dz=5mm
Reference Value = 5.125 V/m; Power Drift = 0.10 dB
Peak SAR (extrapolated) = 0.620 W/kg
SAR(1 g) = 0.332 W/kg; SAR(10 g) = 0.171 W/kg
Maximum value of SAR (measured) = 0.468 W/kg

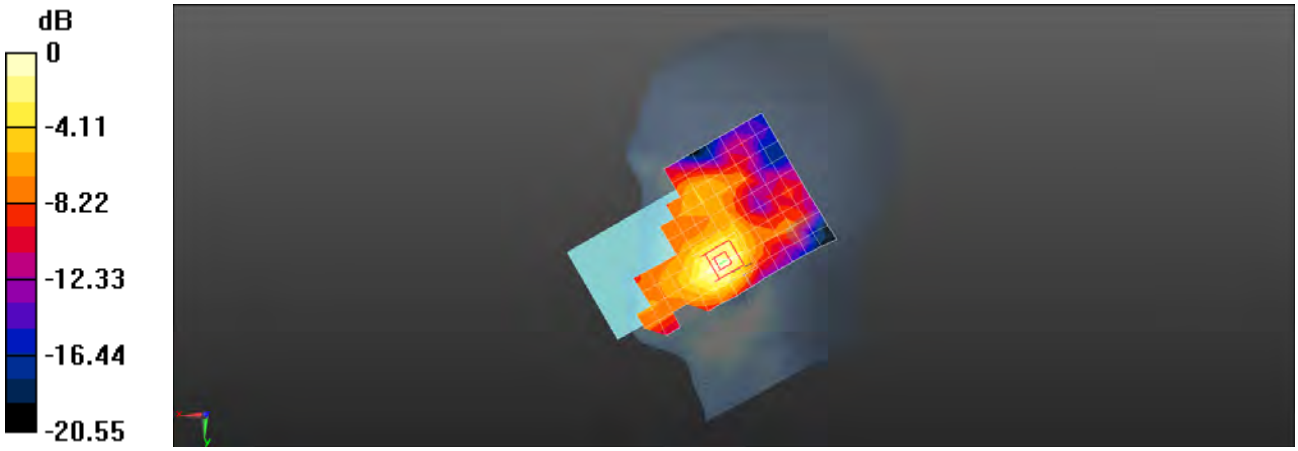

0 dB = 0.468 W/kg = -3.30 dBW/kg

Date: 2021/03/14

Test Laboratory: SGS-SAR Lab

M2103K19C 5GNR N7 QPSK 20M 25RB13 502000CH Back side 15mm Ant1

DUT: M2103K19C; Type: Mobile Phone; Serial: 860441050048177

Communication System: UID 0, NR (0); Frequency: 2510 MHz;Duty Cycle: 1:1

Medium: HSL2600;Medium parameters used: f = 2510 MHz; σ = 1.832 S/m; ε_r = 39.15; ρ = 1000 kg/m^3
Phantom section: Flat Section

DASY 5 Configuration:

- Probe: EX3DV4 - SN3793; ConvF(6.88, 6.88, 6.88); Calibrated: 2020/05/09;
- Sensor-Surface: 2mm (Mechanical Surface Detection)
- Electronics: DAE4 Sn896; Calibrated: 2021/02/05
- Phantom: SAM 9; Type: SAM; Serial: 1769
- DASY52 52.8.8(1222); SEMCAD X 14.6.10(7331)

Configuration/Body/Area Scan (10x16x1): Measurement grid: dx=12mm, dy=12mm
Maximum value of SAR (measured) = 0.795 W/kg

Configuration/Body/Zoom Scan (7x7x7)/Cube 0: Measurement grid: dx=5mm, dy=5mm, dz=5mm
Reference Value = 7.236 V/m; Power Drift = 0.07 dB
Peak SAR (extrapolated) = 1.06 W/kg
SAR(1 g) = 0.587 W/kg; SAR(10 g) = 0.330 W/kg
Maximum value of SAR (measured) = 0.818 W/kg

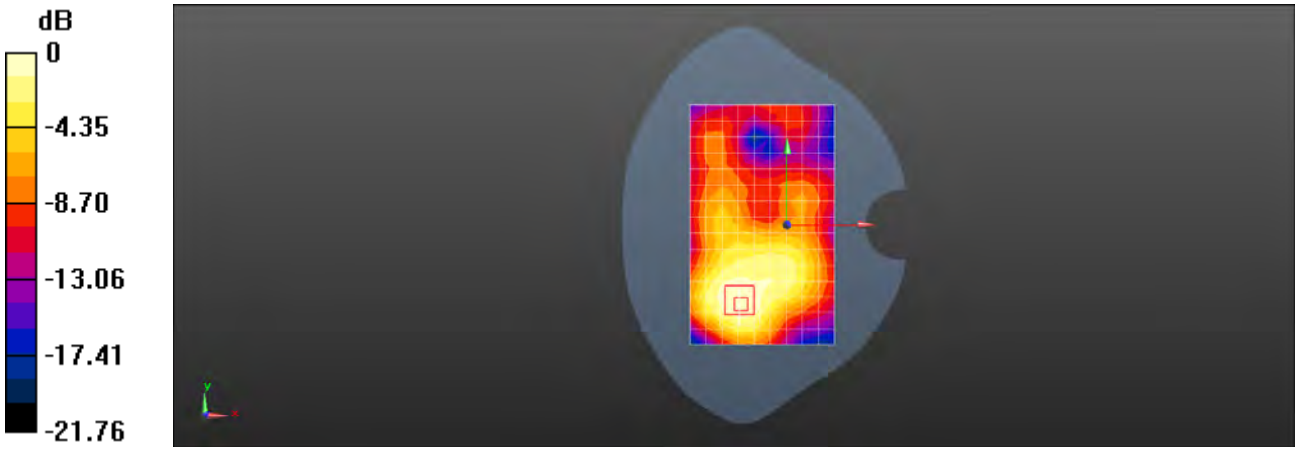

0 dB = 0.818 W/kg = -0.87 dBW/kg

Date: 2021/03/14

Test Laboratory: SGS-SAR Lab

M2103K19G 5GNR N7 QPSK 20M 50RB28 502000CH Right tilted Ant4

DUT: M2103K19G; Type: Mobile Phone; Serial: 860441050048177

Communication System: UID 0, NR (0); Frequency: 2510 MHz;Duty Cycle: 1:1

Medium: HSL2600;Medium parameters used: f = 2510 MHz; σ = 1.752 S/m; ε_r = 39.15; ρ = 1000 kg/m^3
Phantom section: Right Section

DASY 5 Configuration:

- Probe: EX3DV4 - SN3793; ConvF(6.88, 6.88, 6.88); Calibrated: 2020/05/09;
- Sensor-Surface: 2mm (Mechanical Surface Detection)
- Electronics: DAE4 Sn896; Calibrated: 2021/02/05
- Phantom: SAM 9; Type: SAM; Serial: 1769
- DASY52 52.8.8(1222); SEMCAD X 14.6.10(7331)

Configuration/Head/Area Scan (10x17x1): Measurement grid: dx=12mm, dy=12mm
Maximum value of SAR (measured) = 1.23 W/kg

Configuration/Head/Zoom Scan (7x7x7)/Cube 0: Measurement grid: dx=5mm, dy=5mm, dz=5mm
Reference Value = 6.923 V/m; Power Drift = -0.03 dB
Peak SAR (extrapolated) = 1.99 W/kg
SAR(1 g) = 0.790 W/kg; SAR(10 g) = 0.313 W/kg
Maximum value of SAR (measured) = 1.34 W/kg



0 dB = 1.34 W/kg = 1.27 dBW/kg

Date: 2021/03/14

Test Laboratory: SGS-SAR Lab

M2103K19G 5GNR N7 QPSK 20M 1RB53 502000CH Back sdie 5mm Ant4

DUT: M2103K19G; Type: Mobile Phone; Serial: 860441050053433

Communication System: UID 0, NR (0); Frequency: 2510 MHz;Duty Cycle: 1:1

Medium: HSL2600;Medium parameters used: f = 2510 MHz; σ = 1.752 S/m; ε_r = 39.15; ρ = 1000 kg/m^3
Phantom section: Flat Section

DASY 5 Configuration:

- Probe: EX3DV4 - SN3793; ConvF(6.88, 6.88, 6.88); Calibrated: 2020/05/09;
- Sensor-Surface: 2mm (Mechanical Surface Detection)
- Electronics: DAE4 Sn896; Calibrated: 2021/02/05
- Phantom: SAM 9; Type: SAM; Serial: 1769
- DASY52 52.8.8(1222); SEMCAD X 14.6.10(7331)

Configuration/Body/Area Scan (10x17x1): Measurement grid: dx=12mm, dy=12mm
Maximum value of SAR (measured) = 0.189 W/kg

Configuration/Body/Zoom Scan (7x7x7)/Cube 0: Measurement grid: dx=5mm, dy=5mm, dz=5mm
Reference Value = 0.09600 V/m; Power Drift = -0.05 dB
Peak SAR (extrapolated) = 0.249 W/kg
SAR(1 g) = 0.127 W/kg; SAR(10 g) = 0.064 W/kg
Maximum value of SAR (measured) = 0.184 W/kg

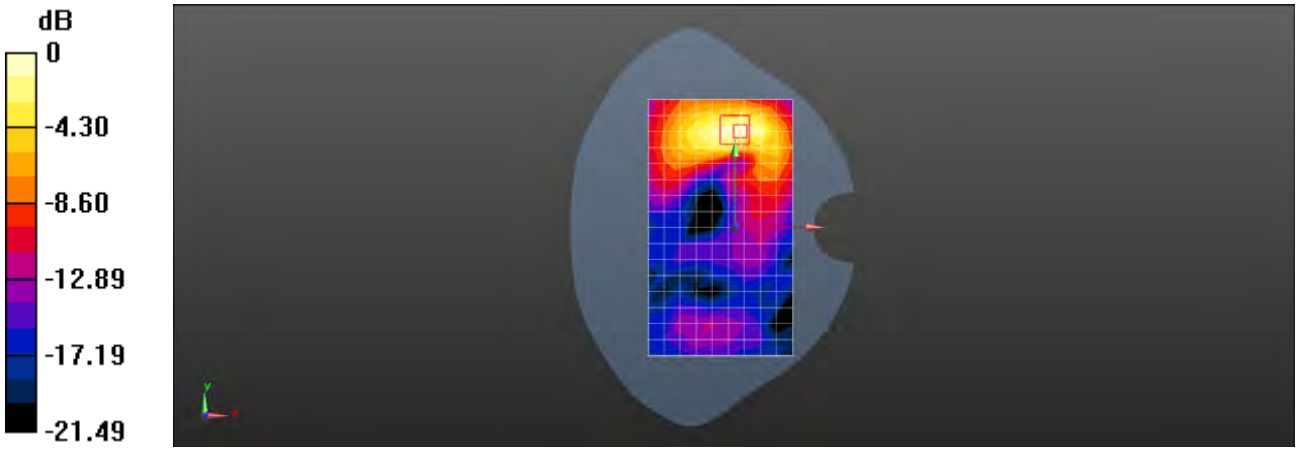

0 dB = 0.184 W/kg = -7.35 dBW/kg

Date: 2021/03/19

Test Laboratory: SGS-SAR Lab

M2103K19C 5GNR N38 QPSK 20M 1RB53 516000CH Right cheek Ant1

DUT: M2103K19C; Type: Mobile Phone; Serial: 860441050048177

Communication System: UID 0, NR (0); Frequency: 2580 MHz;Duty Cycle: 1:1

Medium: HSL2600;Medium parameters used: f = 2580 MHz; σ = 1.947 S/m; ε_r = 40.017; ρ = 1000 kg/m^3
Phantom section: Right Section

DASY 5 Configuration:

- Probe: EX3DV4 - SN3793; ConvF(6.88, 6.88, 6.88); Calibrated: 2020/05/09;
- Sensor-Surface: 2mm (Mechanical Surface Detection)
- Electronics: DAE4 Sn896; Calibrated: 2021/02/05
- Phantom: SAM 9; Type: SAM; Serial: 1769
- DASY52 52.8.8(1222); SEMCAD X 14.6.10(7331)

Configuration/Head/Area Scan (10x16x1): Measurement grid: dx=12mm, dy=12mm
Maximum value of SAR (measured) = 0.583 W/kg

Configuration/Head/Zoom Scan (7x7x7)/Cube 0: Measurement grid: dx=5mm, dy=5mm, dz=5mm
Reference Value = 5.368 V/m; Power Drift = 0.09 dB
Peak SAR (extrapolated) = 0.765 W/kg
SAR(1 g) = 0.410 W/kg; SAR(10 g) = 0.208 W/kg
Maximum value of SAR (measured) = 0.589 W/kg

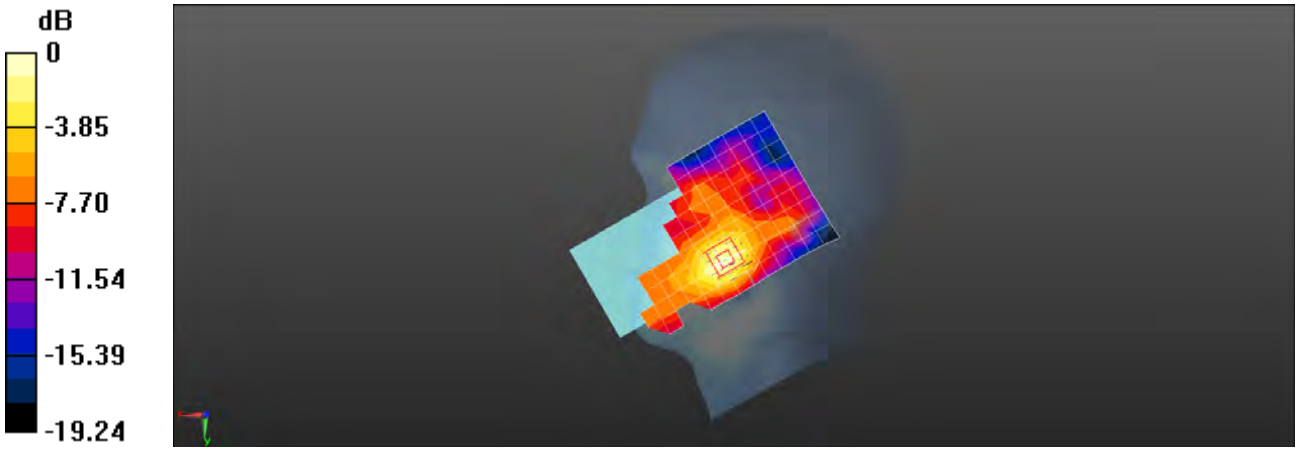

0 dB = 0.589 W/kg = -2.30 dBW/kg

Date: 2021/03/19

Test Laboratory: SGS-SAR Lab

M2103K19G 5GNR N38 QPSK 20M 1RB53 516000CH Back side 15mm Ant1

DUT: M2103K19G; Type: Mobile Phone; Serial: 860441050053433

Communication System: UID 0, NR (0); Frequency: 2580 MHz;Duty Cycle: 1:1

Medium: HSL2600;Medium parameters used: f = 2580 MHz; σ = 1.947 S/m; ε_r = 40.017; ρ = 1000 kg/m^3
Phantom section: Flat Section

DASY 5 Configuration:

- Probe: EX3DV4 - SN3793; ConvF(6.88, 6.88, 6.88); Calibrated: 2020/05/09;
- Sensor-Surface: 2mm (Mechanical Surface Detection)
- Electronics: DAE4 Sn896; Calibrated: 2021/02/05
- Phantom: SAM 9; Type: SAM; Serial: 1769
- DASY52 52.8.8(1222); SEMCAD X 14.6.10(7331)

Configuration/Body/Area Scan (10x16x1): Measurement grid: dx=12mm, dy=12mm
Maximum value of SAR (measured) = 0.666 W/kg

Configuration/Body/Zoom Scan (7x7x7)/Cube 0: Measurement grid: dx=5mm, dy=5mm, dz=5mm
Reference Value = 6.490 V/m; Power Drift = -0.07 dB
Peak SAR (extrapolated) = 0.847 W/kg
SAR(1 g) = 0.460 W/kg; SAR(10 g) = 0.261 W/kg
Maximum value of SAR (measured) = 0.639 W/kg

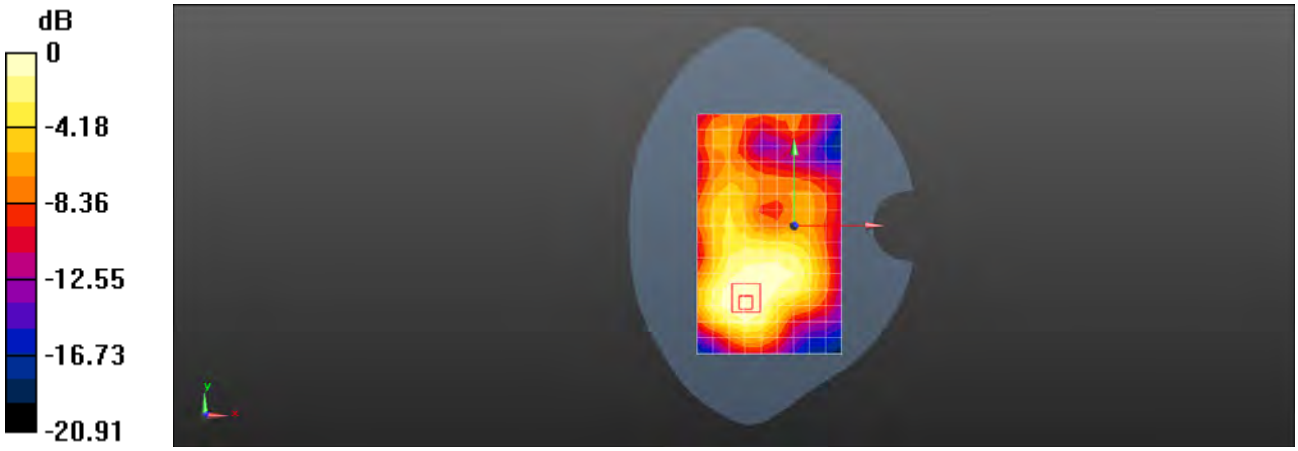

0 dB = 0.639 W/kg = -1.94 dBW/kg

Date: 2021/03/19

Test Laboratory: SGS-SAR Lab

M2103K19G 5GNR N38 QPSK 20M 1RB53 522000CH Right tilted Ant4

DUT: M2103K19G; Type: Mobile Phone; Serial: 860441050053433

Communication System: UID 0, NR (0); Frequency: 2610 MHz;Duty Cycle: 1:1

Medium: HSL2600;Medium parameters used: f = 2610 MHz; σ = 1.98 S/m; ε_r = 39.912; ρ = 1000 kg/m^3
Phantom section: Right Section

DASY 5 Configuration:

- Probe: EX3DV4 - SN3793; ConvF(6.88, 6.88, 6.88); Calibrated: 2020/05/09;
- Sensor-Surface: 2mm (Mechanical Surface Detection)
- Electronics: DAE4 Sn896; Calibrated: 2021/02/05
- Phantom: SAM 9; Type: SAM; Serial: 1769
- DASY52 52.8.8(1222); SEMCAD X 14.6.10(7331)

Configuration/Head/Area Scan (10x17x1): Measurement grid: dx=12mm, dy=12mm
Maximum value of SAR (measured) = 0.976 W/kg

Configuration/Head/Zoom Scan (7x7x7)/Cube 0: Measurement grid: dx=5mm, dy=5mm, dz=5mm
Reference Value = 7.271 V/m; Power Drift = -0.12 dB
Peak SAR (extrapolated) = 1.48 W/kg
SAR(1 g) = 0.607 W/kg; SAR(10 g) = 0.253 W/kg
Maximum value of SAR (measured) = 0.982 W/kg



0 dB = 0.982 W/kg = -0.08 dBW/kg

Date: 2021/03/19

Test Laboratory: SGS-SAR Lab

M2103K19G 5GNR N38 QPSK 20M 1RB53 522000CH Back side 10mm Ant4

DUT: M2103K19G; Type: Mobile Phone; Serial: 860441050053433

Communication System: UID 0, NR (0); Frequency: 2610 MHz;Duty Cycle: 1:1

Medium: HSL2600;Medium parameters used: f = 2610 MHz; σ = 1.98 S/m; ε_r = 39.912; ρ = 1000 kg/m^3
Phantom section: Flat Section

DASY 5 Configuration:

- Probe: EX3DV4 - SN3793; ConvF(6.88, 6.88, 6.88); Calibrated: 2020/05/09;
- Sensor-Surface: 2mm (Mechanical Surface Detection)
- Electronics: DAE4 Sn896; Calibrated: 2021/02/05
- Phantom: SAM 9; Type: SAM; Serial: 1769
- DASY52 52.8.8(1222); SEMCAD X 14.6.10(7331)

Configuration/Body/Area Scan (10x16x1): Measurement grid: dx=12mm, dy=12mm
Maximum value of SAR (measured) = 0.514 W/kg

Configuration/Body/Zoom Scan (7x7x7)/Cube 0: Measurement grid: dx=5mm, dy=5mm, dz=5mm
Reference Value = 2.865 V/m; Power Drift = -0.02 dB
Peak SAR (extrapolated) = 0.713 W/kg
SAR(1 g) = 0.325 W/kg; SAR(10 g) = 0.144 W/kg
Maximum value of SAR (measured) = 0.504 W/kg

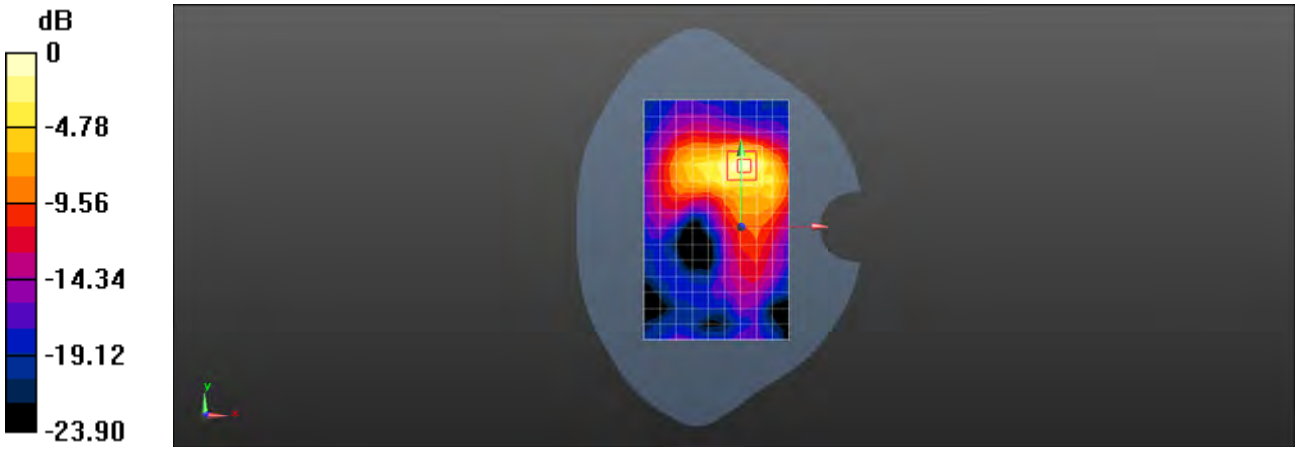

0 dB = 0.504 W/kg = -2.98 dBW/kg

Date: 2021/03/19

Test Laboratory: SGS-SAR Lab

M2103K19C 5GNR N41 QPSK 100M 1RB137 509202CH Right cheek Ant1

DUT: M2103K19C; Type: Mobile Phone; Serial: 860441050048177

Communication System: UID 0, NR (0); Frequency: 2546.01 MHz;Duty Cycle: 1:1

Medium: HSL2600;Medium parameters used (interpolated): f = 2546.01 MHz; σ = 1.908 S/m; ε_r = 40.108; ρ = 1000 kg/m^3
Phantom section: Right Section

DASY 5 Configuration:

- Probe: EX3DV4 - SN3793; ConvF(6.88, 6.88, 6.88); Calibrated: 2020/05/09;
- Sensor-Surface: 2mm (Mechanical Surface Detection)
- Electronics: DAE4 Sn896; Calibrated: 2021/02/05
- Phantom: SAM 9; Type: SAM; Serial: 1769
- DASY52 52.8.8(1222); SEMCAD X 14.6.10(7331)

Configuration/Head/Area Scan (10x16x1): Measurement grid: dx=12mm, dy=12mm
Maximum value of SAR (measured) = 0.600 W/kg

Configuration/Head/Zoom Scan (7x7x7)/Cube 0: Measurement grid: dx=5mm, dy=5mm, dz=5mm
Reference Value = 5.492 V/m; Power Drift = -0.16 dB
Peak SAR (extrapolated) = 0.776 W/kg
SAR(1 g) = 0.415 W/kg; SAR(10 g) = 0.211 W/kg
Maximum value of SAR (measured) = 0.598 W/kg

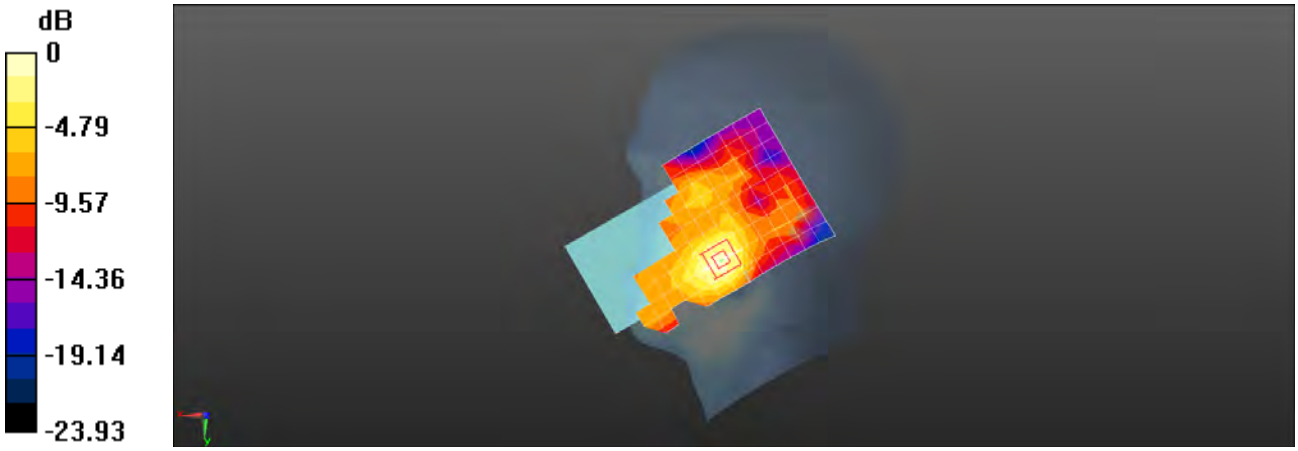

0 dB = 0.598 W/kg = -2.23 dBW/kg

Date: 2021/03/19

Test Laboratory: SGS-SAR Lab

M2103K19G 5GNR N41 100M 1RB137 509202CH Back side 15mm Ant1

DUT: M2103K19G; Type: Mobile Phone; Serial: 860441050053433

Communication System: UID 0, NR (0); Frequency: 2546.01 MHz;Duty Cycle: 1:1

Medium: HSL2600;Medium parameters used (interpolated): f = 2546.01 MHz; σ = 1.908 S/m; ε_r = 40.108; ρ = 1000 kg/m^3
Phantom section: Flat Section

DASY 5 Configuration:

- Probe: EX3DV4 - SN3793; ConvF(6.88, 6.88, 6.88); Calibrated: 2020/05/09;
- Sensor-Surface: 2mm (Mechanical Surface Detection)
- Electronics: DAE4 Sn896; Calibrated: 2021/02/05
- Phantom: SAM 9; Type: SAM; Serial: 1769
- DASY52 52.8.8(1222); SEMCAD X 14.6.10(7331)

Configuration/Body/Area Scan (10x16x1): Measurement grid: dx=12mm, dy=12mm
Maximum value of SAR (measured) = 0.792 W/kg

Configuration/Body/Zoom Scan (7x7x7)/Cube 0: Measurement grid: dx=5mm, dy=5mm, dz=5mm
Reference Value = 6.125 V/m; Power Drift = -0.09 dB
Peak SAR (extrapolated) = 1.05 W/kg
SAR(1 g) = 0.577 W/kg; SAR(10 g) = 0.331 W/kg
Maximum value of SAR (measured) = 0.801 W/kg

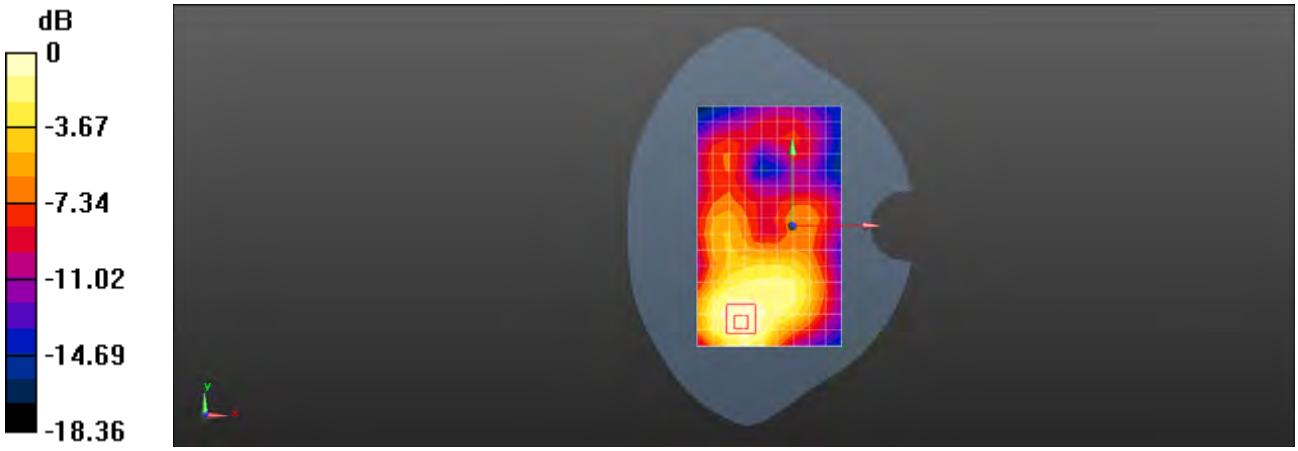

0 dB = 0.801 W/kg = -0.96 dBW/kg

Date: 2021/03/19

Test Laboratory: SGS-SAR Lab

M2103K19G 5GNR N41 100M 135RB69 523302CH Right tilted Ant4

DUT: M2103K19G; Type: Mobile Phone; Serial: 860441050053433

Communication System: UID 0, NR (0); Frequency: 2616.51 MHz;Duty Cycle: 1:1

Medium: HSL2600;Medium parameters used: f = 2617 MHz; σ = 1.99 S/m; ε_r = 39.889; ρ = 1000 kg/m^3
Phantom section: Right Section

DASY 5 Configuration:

- Probe: EX3DV4 - SN3793; ConvF(6.88, 6.88, 6.88); Calibrated: 2020/05/09;
- Sensor-Surface: 2mm (Mechanical Surface Detection)
- Electronics: DAE4 Sn896; Calibrated: 2021/02/05
- Phantom: SAM 9; Type: SAM; Serial: 1769
- DASY52 52.8.8(1222); SEMCAD X 14.6.10(7331)

Configuration/Head/Area Scan (10x17x1): Measurement grid: dx=12mm, dy=12mm
Maximum value of SAR (measured) = 1.12 W/kg

Configuration/Head/Zoom Scan (7x7x7)/Cube 0: Measurement grid: dx=5mm, dy=5mm, dz=5mm
Reference Value = 8.520 V/m; Power Drift = 0.01 dB
Peak SAR (extrapolated) = 1.81 W/kg
SAR(1 g) = 0.752 W/kg; SAR(10 g) = 0.319 W/kg
Maximum value of SAR (measured) = 1.24 W/kg



0 dB = 1.24 W/kg = 0.93 dBW/kg