Plot on Channel 6945MHz

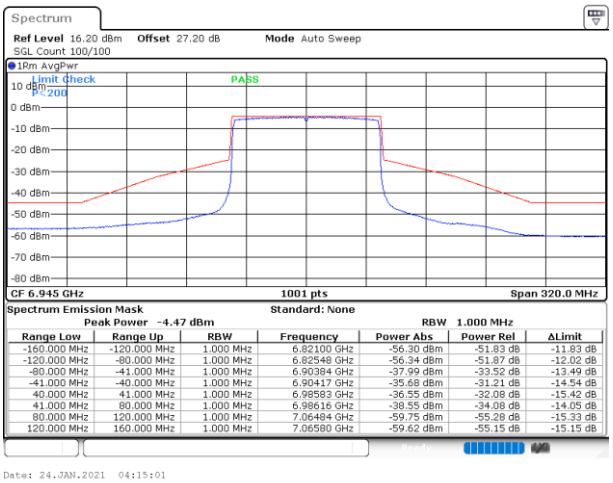

Spectrum Emission Mask Standard: None

Peak Power -4.47 dBm RBW 1.000 MHz

Range Low	Range Up	RBW	Frequency	Power Abs	Power Rel	ΔLimit
-160.000 MHz	-120.000 MHz	1.000 MHz	6.82100 GHz	-56.30 dBm	-51.83 dB	-11.83 dB
-120.000 MHz	-80.000 MHz	1.000 MHz	6.82548 GHz	-56.34 dBm	-51.87 dB	-12.02 dB
-80.000 MHz	-41.000 MHz	1.000 MHz	6.90384 GHz	-37.99 dBm	-33.52 dB	-13.49 dB
-41.000 MHz	-40.000 MHz	1.000 MHz	6.90417 GHz	-35.68 dBm	-31.21 dB	-14.54 dB
40.000 MHz	41.000 MHz	1.000 MHz	6.98583 GHz	-36.55 dBm	-32.08 dB	-15.42 dB
41.000 MHz	80.000 MHz	1.000 MHz	6.98616 GHz	-38.55 dBm	-34.08 dB	-14.05 dB
80.000 MHz	120.000 MHz	1.000 MHz	7.06484 GHz	-59.75 dBm	-55.28 dB	-15.33 dB
120.000 MHz	160.000 MHz	1.000 MHz	7.06580 GHz	-59.62 dBm	-55.15 dB	-15.15 dB

Date: 24.JAN.2021 04:15:01

Plot on Channel 7025MHz

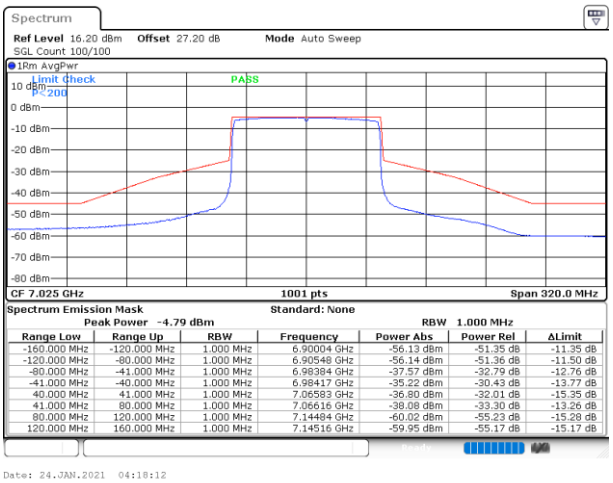

Spectrum Emission Mask Standard: None

Peak Power -4.79 dBm RBW 1.000 MHz

Range Low	Range Up	RBW	Frequency	Power Abs	Power Rel	ΔLimit
-160.000 MHz	-120.000 MHz	1.000 MHz	6.90004 GHz	-56.13 dBm	-51.35 dB	-11.35 dB
-120.000 MHz	-80.000 MHz	1.000 MHz	6.90548 GHz	-56.14 dBm	-51.36 dB	-11.50 dB
-80.000 MHz	-41.000 MHz	1.000 MHz	6.98384 GHz	-37.57 dBm	-32.79 dB	-12.76 dB
-41.000 MHz	-40.000 MHz	1.000 MHz	6.98417 GHz	-35.22 dBm	-30.43 dB	-13.77 dB
40.000 MHz	41.000 MHz	1.000 MHz	7.06583 GHz	-36.80 dBm	-32.01 dB	-15.35 dB
41.000 MHz	80.000 MHz	1.000 MHz	7.06616 GHz	-38.08 dBm	-33.30 dB	-13.26 dB
80.000 MHz	120.000 MHz	1.000 MHz	7.14484 GHz	-60.02 dBm	-55.23 dB	-15.28 dB
120.000 MHz	160.000 MHz	1.000 MHz	7.14516 GHz	-59.95 dBm	-55.17 dB	-15.17 dB

Date: 24.JAN.2021 04:18:12

EUT Mode :	802.11ax HE160

Plot on Channel 6025MHz

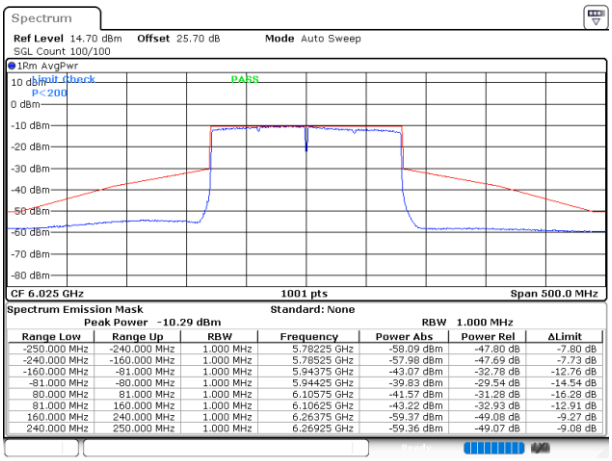

Spectrum Emission Mask Standard: None
Peak Power -10.29 dBm RBW 1.000 MHz

Range Low	Range Up	RBW	Frequency	Power Abs	Power Rel	ΔLimit
-250.000 MHz	-240.000 MHz	1.000 MHz	5.78225 GHz	-58.09 dBm	-47.80 dB	-7.80 dB
-240.000 MHz	-160.000 MHz	1.000 MHz	5.78525 GHz	-57.98 dBm	-47.69 dB	-7.73 dB
-160.000 MHz	-81.000 MHz	1.000 MHz	5.94375 GHz	-43.07 dBm	-32.78 dB	-12.76 dB
-81.000 MHz	-80.000 MHz	1.000 MHz	5.94425 GHz	-39.83 dBm	-29.54 dB	-14.54 dB
80.000 MHz	81.000 MHz	1.000 MHz	6.10575 GHz	-41.57 dBm	-31.28 dB	-16.28 dB
81.000 MHz	160.000 MHz	1.000 MHz	6.10625 GHz	-43.22 dBm	-32.93 dB	-12.91 dB
160.000 MHz	240.000 MHz	1.000 MHz	6.26375 GHz	-59.37 dBm	-49.08 dB	-9.27 dB
240.000 MHz	250.000 MHz	1.000 MHz	6.26925 GHz	-59.36 dBm	-49.07 dB	-9.08 dB

Date: 2.FEB.2021 01:13:08

Plot on Channel 6185MHz

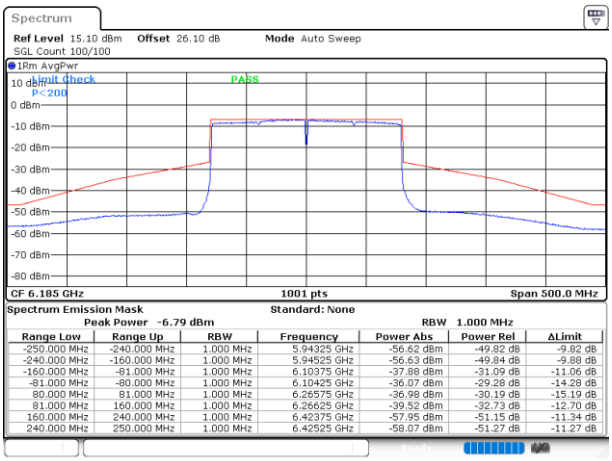

Spectrum Emission Mask Standard: None
Peak Power -6.79 dBm RBW 1.000 MHz

Range Low	Range Up	RBW	Frequency	Power Abs	Power Rel	ΔLimit
-250.000 MHz	-240.000 MHz	1.000 MHz	5.94325 GHz	-56.62 dBm	-49.82 dB	-9.82 dB
-240.000 MHz	-160.000 MHz	1.000 MHz	5.94525 GHz	-56.63 dBm	-49.84 dB	-9.88 dB
-160.000 MHz	-81.000 MHz	1.000 MHz	6.10375 GHz	-37.88 dBm	-31.09 dB	-11.06 dB
-81.000 MHz	-80.000 MHz	1.000 MHz	6.10425 GHz	-36.07 dBm	-29.28 dB	-14.28 dB
80.000 MHz	81.000 MHz	1.000 MHz	6.26575 GHz	-36.98 dBm	-30.19 dB	-15.19 dB
81.000 MHz	160.000 MHz	1.000 MHz	6.26625 GHz	-39.52 dBm	-32.73 dB	-12.70 dB
160.000 MHz	240.000 MHz	1.000 MHz	6.42375 GHz	-57.95 dBm	-51.15 dB	-11.34 dB
240.000 MHz	250.000 MHz	1.000 MHz	6.42525 GHz	-58.07 dBm	-51.27 dB	-11.27 dB

Date: 24.JAN.2021 04:24:45

Plot on Channel 6345MHz

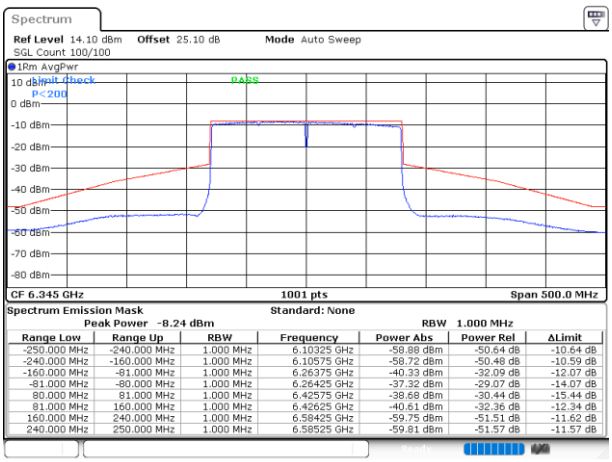

Spectrum Emission Mask Standard: None
Peak Power -8.24 dBm RBW 1.000 MHz

Range Low	Range Up	RBW	Frequency	Power Abs	Power Rel	ΔLimit
-250.000 MHz	-240.000 MHz	1.000 MHz	6.10325 GHz	-58.88 dBm	-50.64 dB	-10.64 dB
-240.000 MHz	-160.000 MHz	1.000 MHz	6.10575 GHz	-58.72 dBm	-50.48 dB	-10.59 dB
-160.000 MHz	-81.000 MHz	1.000 MHz	6.26375 GHz	-40.33 dBm	-32.09 dB	-12.07 dB
-81.000 MHz	-80.000 MHz	1.000 MHz	6.26425 GHz	-37.32 dBm	-29.07 dB	-14.07 dB
80.000 MHz	81.000 MHz	1.000 MHz	6.42575 GHz	-38.68 dBm	-30.44 dB	-15.44 dB
81.000 MHz	160.000 MHz	1.000 MHz	6.42625 GHz	-40.61 dBm	-32.36 dB	-12.34 dB
160.000 MHz	240.000 MHz	1.000 MHz	6.58425 GHz	-59.75 dBm	-51.51 dB	-11.62 dB
240.000 MHz	250.000 MHz	1.000 MHz	6.58525 GHz	-59.81 dBm	-51.57 dB	-11.57 dB

Date: 24.JAN.2021 04:26:48

Plot on Channel 6505MHz

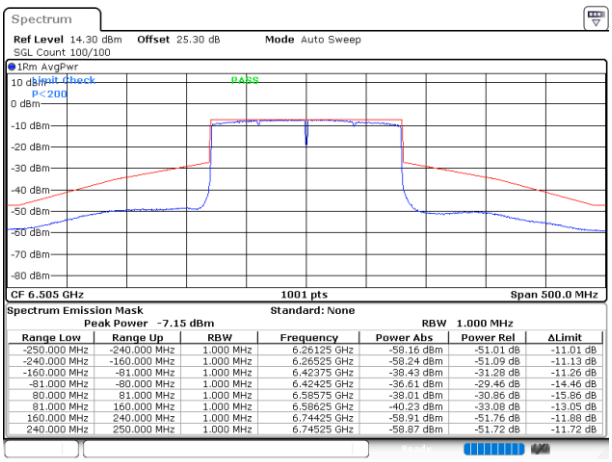

Spectrum Emission Mask Standard: None
Peak Power -7.15 dBm RBW 1.000 MHz

Range Low	Range Up	RBW	Frequency	Power Abs	Power Rel	ΔLimit
-250.000 MHz	-240.000 MHz	1.000 MHz	6.26125 GHz	-58.16 dBm	-51.01 dB	-11.01 dB
-240.000 MHz	-160.000 MHz	1.000 MHz	6.26525 GHz	-58.24 dBm	-51.09 dB	-11.13 dB
-160.000 MHz	-81.000 MHz	1.000 MHz	6.42375 GHz	-38.43 dBm	-31.28 dB	-11.26 dB
-81.000 MHz	-80.000 MHz	1.000 MHz	6.42425 GHz	-36.61 dBm	-29.46 dB	-14.46 dB
80.000 MHz	81.000 MHz	1.000 MHz	6.58575 GHz	-38.01 dBm	-30.86 dB	-15.86 dB
81.000 MHz	160.000 MHz	1.000 MHz	6.58625 GHz	-40.23 dBm	-33.08 dB	-13.05 dB
160.000 MHz	240.000 MHz	1.000 MHz	6.74425 GHz	-58.91 dBm	-51.76 dB	-11.88 dB
240.000 MHz	250.000 MHz	1.000 MHz	6.74525 GHz	-58.87 dBm	-51.72 dB	-11.72 dB

Date: 24.JAN.2021 04:33:00

Plot on Channel 6665MHz

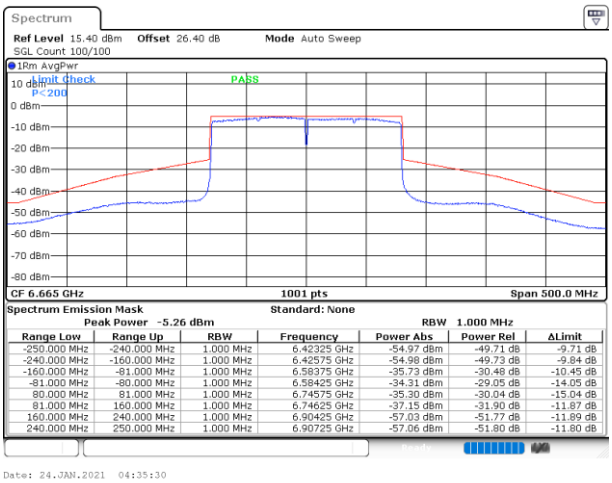

Spectrum Emission Mask Standard: None

Peak Power -5.26 dBm RBW 1.000 MHz

Range Low	Range Up	RBW	Frequency	Power Abs	Power Rel	ΔLimit
-250.000 MHz	-240.000 MHz	1.000 MHz	6.42325 GHz	-54.97 dBm	-49.71 dB	-9.71 dB
-240.000 MHz	-160.000 MHz	1.000 MHz	6.42575 GHz	-54.98 dBm	-49.73 dB	-9.84 dB
-160.000 MHz	-81.000 MHz	1.000 MHz	6.58375 GHz	-35.73 dBm	-30.48 dB	-10.45 dB
-81.000 MHz	-80.000 MHz	1.000 MHz	6.58425 GHz	-34.31 dBm	-29.05 dB	-14.05 dB
80.000 MHz	81.000 MHz	1.000 MHz	6.74575 GHz	-35.30 dBm	-30.04 dB	-15.04 dB
81.000 MHz	160.000 MHz	1.000 MHz	6.74625 GHz	-37.15 dBm	-31.90 dB	-11.87 dB
160.000 MHz	240.000 MHz	1.000 MHz	6.90425 GHz	-57.03 dBm	-51.77 dB	-11.89 dB
240.000 MHz	250.000 MHz	1.000 MHz	6.90725 GHz	-57.06 dBm	-51.80 dB	-11.80 dB

Date: 24.JAN.2021 04:35:30

Plot on Channel 6825MHz

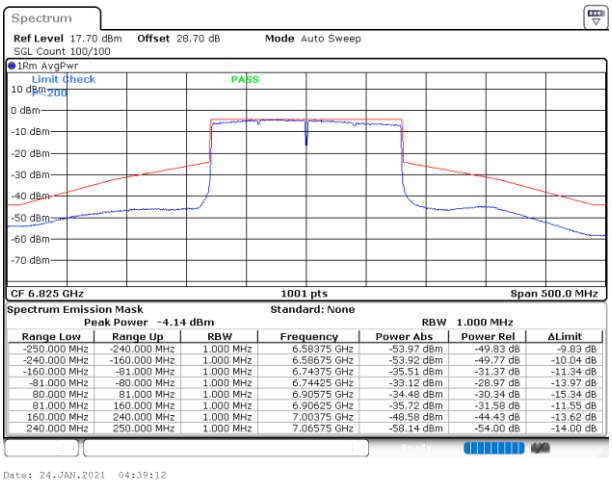

Spectrum Emission Mask Standard: None

Peak Power -4.14 dBm RBW 1.000 MHz

Range Low	Range Up	RBW	Frequency	Power Abs	Power Rel	ΔLimit
-250.000 MHz	-240.000 MHz	1.000 MHz	6.58375 GHz	-53.97 dBm	-49.83 dB	-9.83 dB
-240.000 MHz	-160.000 MHz	1.000 MHz	6.58675 GHz	-53.92 dBm	-49.77 dB	-10.04 dB
-160.000 MHz	-81.000 MHz	1.000 MHz	6.74375 GHz	-35.51 dBm	-31.37 dB	-11.34 dB
-81.000 MHz	-80.000 MHz	1.000 MHz	6.74425 GHz	-33.12 dBm	-28.97 dB	-13.97 dB
80.000 MHz	81.000 MHz	1.000 MHz	6.90575 GHz	-34.48 dBm	-30.34 dB	-15.34 dB
81.000 MHz	160.000 MHz	1.000 MHz	6.90625 GHz	-35.72 dBm	-31.58 dB	-11.55 dB
160.000 MHz	240.000 MHz	1.000 MHz	7.00375 GHz	-48.58 dBm	-44.43 dB	-13.62 dB
240.000 MHz	250.000 MHz	1.000 MHz	7.06575 GHz	-58.14 dBm	-54.00 dB	-14.00 dB

Date: 24.JAN.2021 04:39:12

Plot on Channel 6985MHz

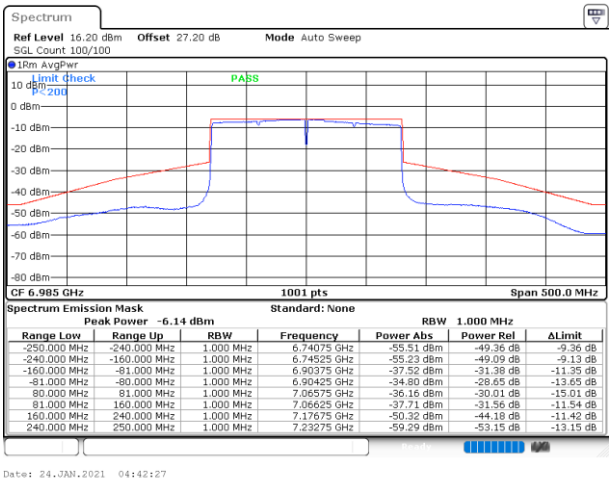

Spectrum Emission Mask Standard: None

Peak Power -6.14 dBm RBW 1.000 MHz

Range Low	Range Up	RBW	Frequency	Power Abs	Power Rel	ΔLimit
-250.000 MHz	-240.000 MHz	1.000 MHz	6.74075 GHz	-55.51 dBm	-49.36 dB	-9.36 dB
-240.000 MHz	-160.000 MHz	1.000 MHz	6.74525 GHz	-55.23 dBm	-49.09 dB	-9.13 dB
-160.000 MHz	-81.000 MHz	1.000 MHz	6.90375 GHz	-37.52 dBm	-31.38 dB	-11.35 dB
-81.000 MHz	-80.000 MHz	1.000 MHz	6.90425 GHz	-34.80 dBm	-28.65 dB	-13.65 dB
80.000 MHz	81.000 MHz	1.000 MHz	7.06575 GHz	-36.16 dBm	-30.01 dB	-15.01 dB
81.000 MHz	160.000 MHz	1.000 MHz	7.06625 GHz	-37.71 dBm	-31.56 dB	-11.54 dB
160.000 MHz	240.000 MHz	1.000 MHz	7.17675 GHz	-50.32 dBm	-44.18 dB	-11.42 dB
240.000 MHz	250.000 MHz	1.000 MHz	7.23275 GHz	-59.29 dBm	-53.15 dB	-13.15 dB

Date: 24.JAN.2021 04:42:27

3.5 Contention Based Protocol

3.5.1 Limit of Contention Based Protocol

<FCC 14-30 CFR 15.407>

(d)(6) Indoor access points, subordinate devices and client devices operating in the 5.925-7.125 GHz band must employ a contention-based protocol.

FCC KDB 987594 D02 U-NII 6GHz EMC Measurement v01

Unlicensed low-power indoor devices must detect co-channel radio frequency power that is at least -62 dBm or lower. Upon detection of energy in the band, unlicensed low power indoor devices must vacate the channel and stay off the channel as long as detected radio frequency power is equal to or greater than the threshold (-62 dBm). The -62 dBm (or lower) threshold is referenced to a 0 dBi antenna gain. To ensure incumbent operations are reliably detected in the band, low power indoor devices must detect RF energy throughout their intended operating channel. For example, an 802.11 device that plans to transmit a 40 MHz- wide signal (on a primary 20 MHz channel and a secondary 20 MHz channel) must detect energy throughout the entire 40 MHz channel. Additionally, low-power indoor devices must detect co-channel energy with 90% or greater certainty.

Table 1. Criteria to determine number of times detection threshold test may be performed

If	Number of Tests	Placement of Incumbent Transmission
$BW_{EUT} \leq BW_{Inc}$	Once	Tune incumbent and EUT transmissions ($f_{c1} = f_{c2}$)
$BW_{Inc} < BW_{EUT} \leq 2BW_{Inc}$	Once	Incumbent transmission is contained within BW_{EUT}
$2BW_{Inc} < BW_{EUT} \leq 4BW_{Inc}$	Twice. Incumbent transmission is contained within BW_{EUT}	Incumbent transmission is located as closely as possible to the lower edge and upper edge, respectively, of the EUT channel
$BW_{EUT} > 4BW_{Inc}$	Three times	Incumbent transmission is located as closely as possible to the lower edge of the EUT channel, in the middle of EUT channel, and as closely as possible to the upper edge of the EUT channel

where:

$BWEUT$: Transmission bandwidth of EUT signal

$BWInc$: Transmission bandwidth of the simulated incumbent signal (10 MHz wide AWGN signal)

$fc1$: Center frequency of EUT transmission

$fc2$: Center frequency of simulated incumbent signal

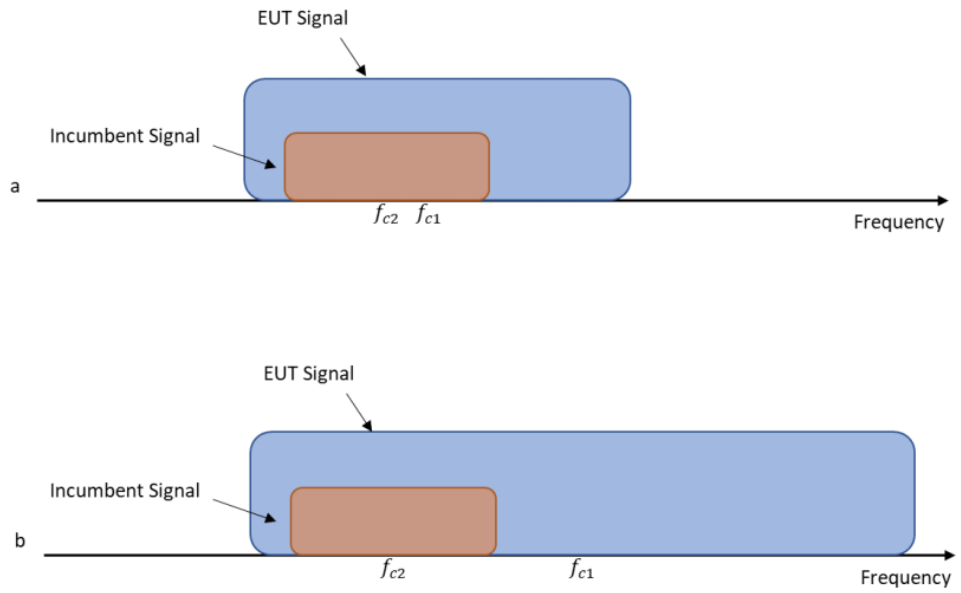

Figure 1. Two possible scenarios where a) center frequency of EUT transmission falls within incumbent's bandwidth, or b) outside of it

3.5.2 Measuring Instruments

See list of measuring equipment of this test report.

3.5.3 Test Procedures

Refer to KDB 987594 D02 v01v01.

1. To ensure EUT reliably detects an incumbent signal in both scenarios shown in Figure 1, the detection threshold test may be repeated more than once with the incumbent signal (having center frequency $fc2$) tuned to different center frequencies within the UT transmission bandwidth. The criteria specified in Table 1 determines how many times the detection threshold test must be performed
2. Using an AWGN signal source, generate (but do not transmit, i.e., RF OFF) a 10 MHz-wide AWGN signal. Use Table 1 to determine the center frequency of the 10 MHz AWGN signal relative to the EUT's channel bandwidth and center frequency.
3. Monitor the signal analyzer to verify if the AWGN signal has been detected and the EUT has ceased transmission. If the EUT continues to transmit, then incrementally increase the AWGN signal power level until the EUT stops transmitting.
4. (Including all losses in the RF paths) Determine and record the AWGN signal power level (at the EUT's antenna port) at which the EUT ceased transmission. Repeat the procedure at least 10 times to verify the EUT can detect an AWGN signal with 90% (or better) level of certainty.
5. Refer to Table 1 to determine number of times the detection threshold testing needs to be repeated. If testing is required more than once, then go back to step 2, choose a different center frequency for the AWGN signal and repeat the process.

3.5.4 Test Setup

Conducted Setup

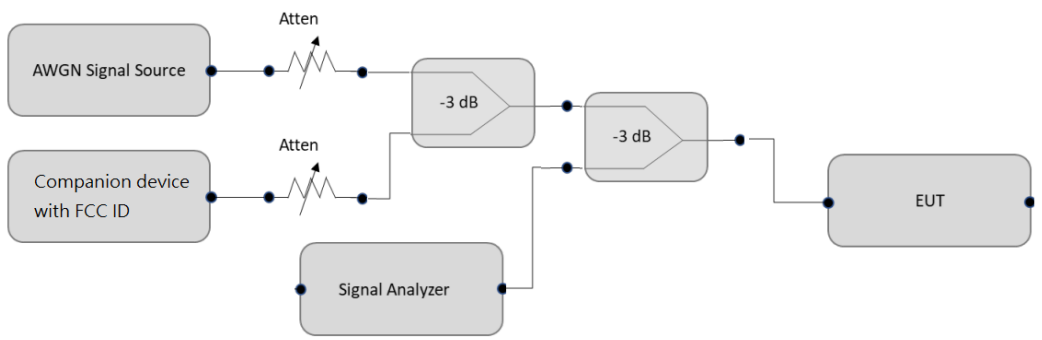

3.5.5 Support Unit used in test configuration and system

Instrument	Brand Name	Model No.	Characteristics
WLAN AP	ASUS	GT-AXE11000	Dual Band AP
Notebook	Acer	N15C1	LAN

3.5.6 Test Summary of Contention Based Protocol Test

<Normal mode – WLAN Ant. 11+8>

Band	Channel Freq. (MHz)	Channel BW (MHz)	Incumbent freq. (MHz)	Measured Detection level (dBm)	Detection Rate (%)	Regulated Threshold level (dBm)	Margin (dB)
UNII Band 5	6135	20	6135	-70.78	100	-66.77	4.01
	6185	160	6110	-71.75	100	-66.77	4.98
			6185	-67.74	100	-66.77	0.97
			6260	-69.73	100	-66.77	2.96
UNII Band 6	6455	20	6455	-71.53	100	-68.56	2.97
	6505	160	6430	-72.52	100	-68.56	3.96
			6505	-70.58	100	-68.56	2.02
			6580	-73.51	100	-68.56	4.95
UNII Band 7	6695	20	6695	-69.54	100	-68.56	0.98
	6665	160	6590	-70.53	100	-68.56	1.97
			6665	-70.52	100	-68.56	1.96
			6740	-71.53	100	-68.56	2.97
UNII Band 8	7015	20	7015	-70.24	100	-69.26	0.98
	6985	160	6910	-73.24	100	-69.26	3.98
			6985	-70.23	100	-69.26	0.97
			7060	-73.28	100	-69.26	4.02

Note: Threshold Level (TL) = -62dBm + minimum antenna gain

3.5.7 Test Plots of Contention Based Protocol

Contention Based Protocol Result Plots on U-NII 5 (AWGN Interference)	
802.11ax (HE20) / 6135MHz Threshold Level (TL) = -70.78dBm/MHz	802.11ax (HE20) / CH37 Test result is pass due to no transmission occur.
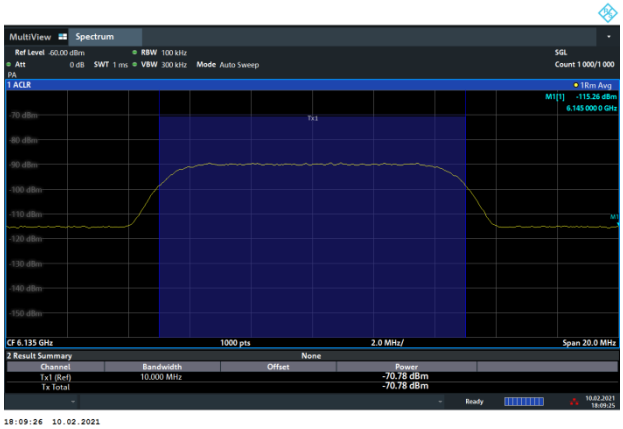	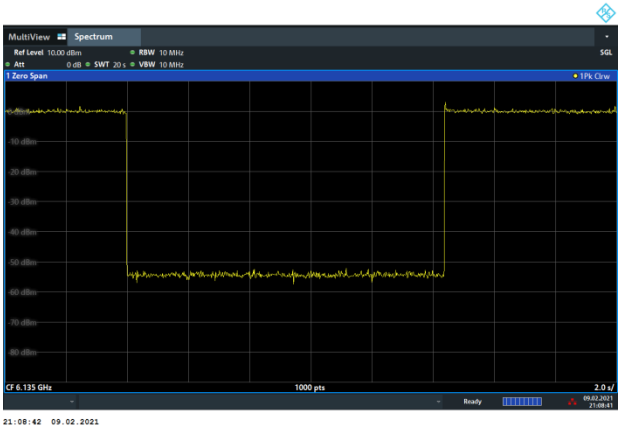
802.11ax (HE160) / 6110MHz (Lower edge) Threshold Level (TL) = -71.75dBm/MHz	802.11ax (HE160) / CH47 (Lower edge) Test result is pass due to no transmission occur.
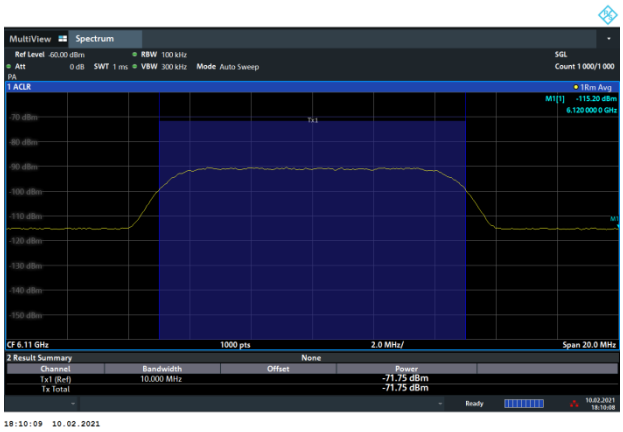	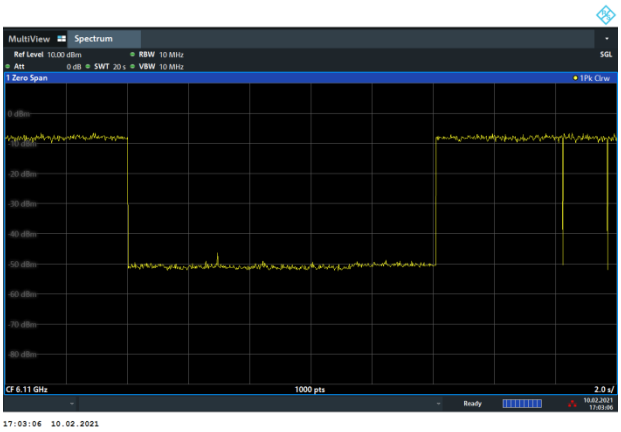

802.11ax (HE160) / 6185MHz (Middle) Threshold Level (TL) = -67.74dBm/MHz	802.11ax (HE160) / CH47 (Middle) Test result is pass due to no transmission occur.
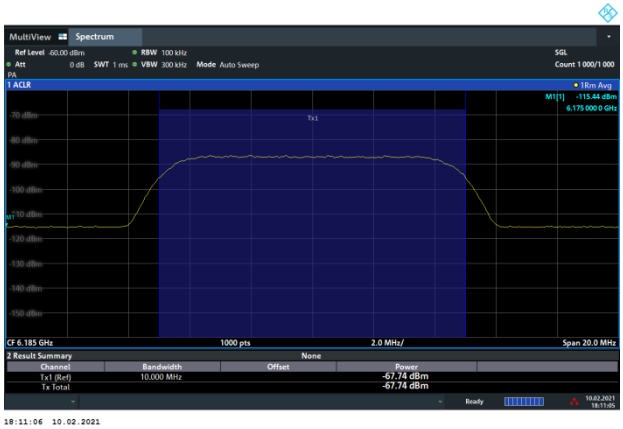	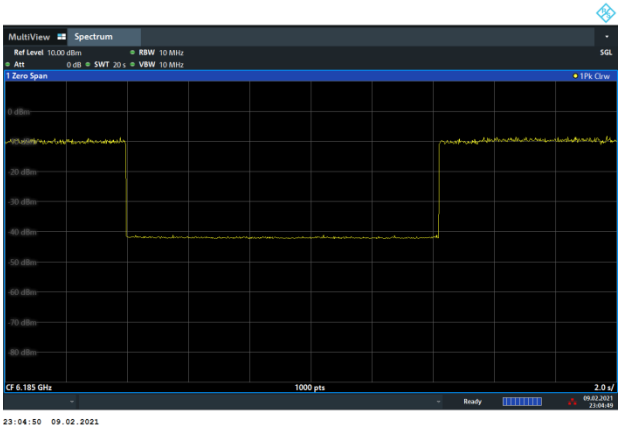
802.11ax (HE160) / 6260MHz (Upper edge) Threshold Level (TL) = -69.73dBm/MHz	802.11ax (HE160) / CH47 (Upper edge) Test result is pass due to no transmission occur.
	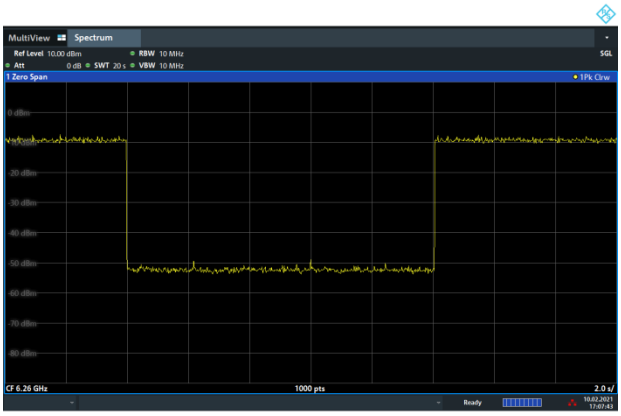

Contention Based Protocol Result Plots on U-NII 6 (AWGN Interference)	
802.11ax (HE20) / 6455MHz Threshold Level (TL) = -71.53dBm/MHz	802.11ax (HE20) / CH101 Test result is pass due to no transmission occur.
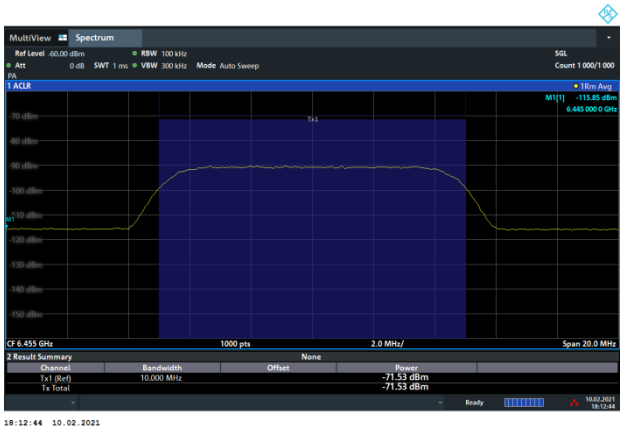	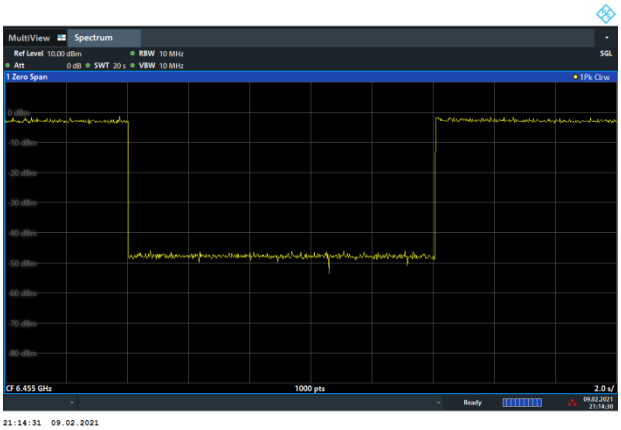
802.11ax (HE160) / 6430MHz (Lower edge) Threshold Level (TL) = -72.52dBm/MHz	802.11ax (HE160) / CH111 (Lower edge) Test result is pass due to no transmission occur.
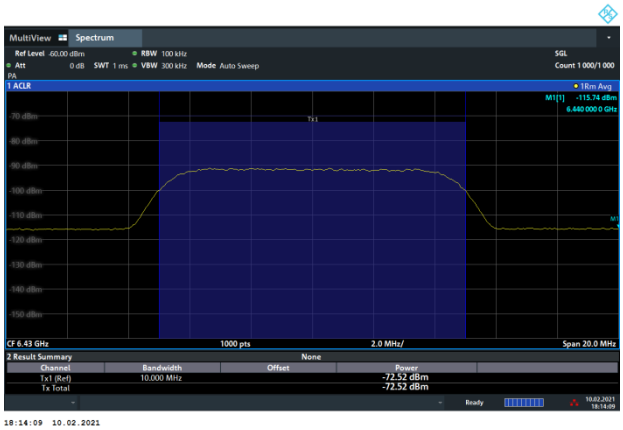	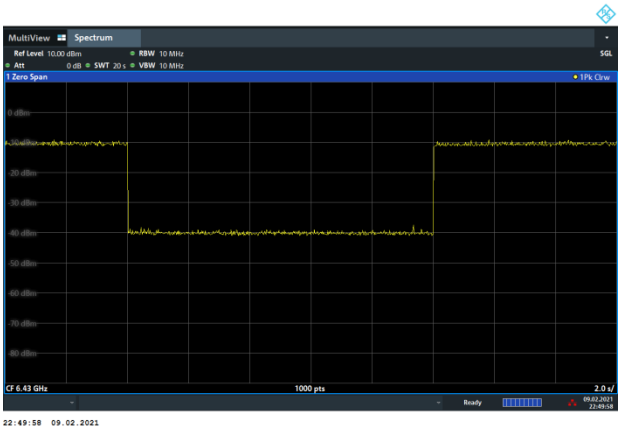

802.11ax (HE160) / 6505MHz (Middle) Threshold Level (TL) = -70.58dBm/MHz	802.11ax (HE160) / CH111 (Middle) Test result is pass due to no transmission occur.
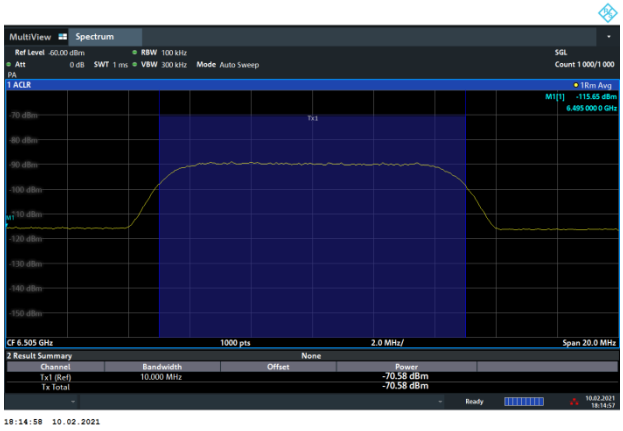	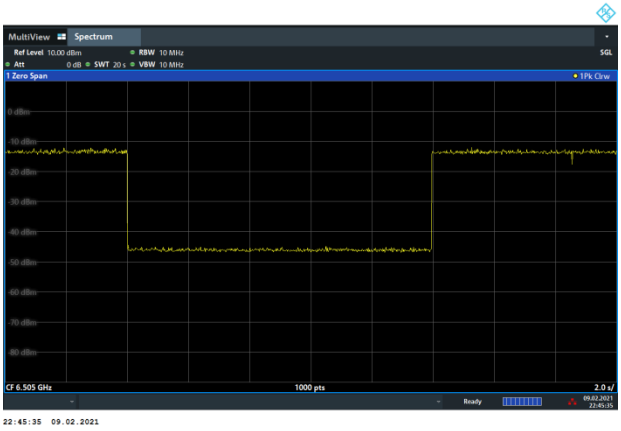
802.11ax (HE160) / 6580MHz (Upper edge) Threshold Level (TL) = -73.51dBm/MHz	802.11ax (HE160) / CH111 (Upper edge) Test result is pass due to no transmission occur.
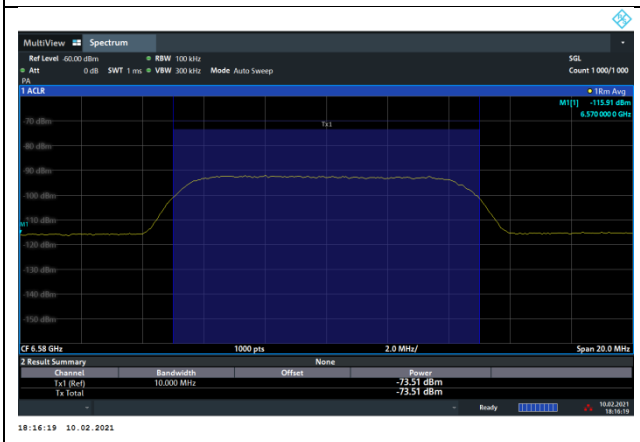	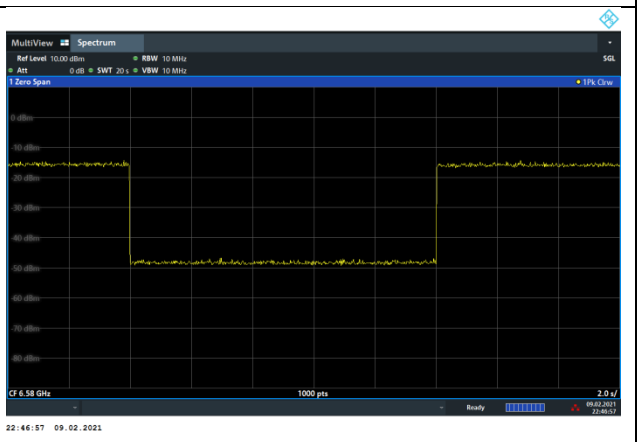

Contention Based Protocol Result Plots on U-NII 7 (AWGN Interference)	
802.11ax (HE20) / 6695MHz Threshold Level (TL) = -69.54dBm/MHz	802.11ax (HE20) / CH149 Test result is pass due to no transmission occur.
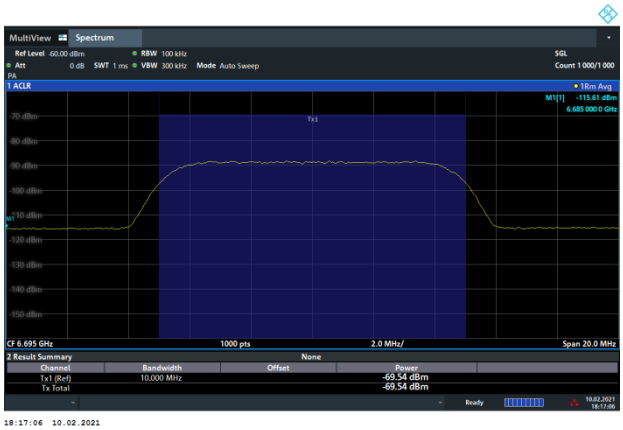	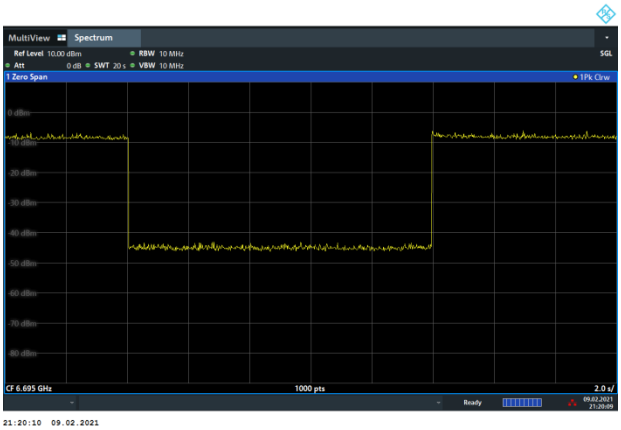
802.11ax (HE160) / 6590MHz (Lower edge) Threshold Level (TL) = -70.53dBm/MHz	802.11ax (HE160) / CH143 (Lower edge) Test result is pass due to no transmission occur.
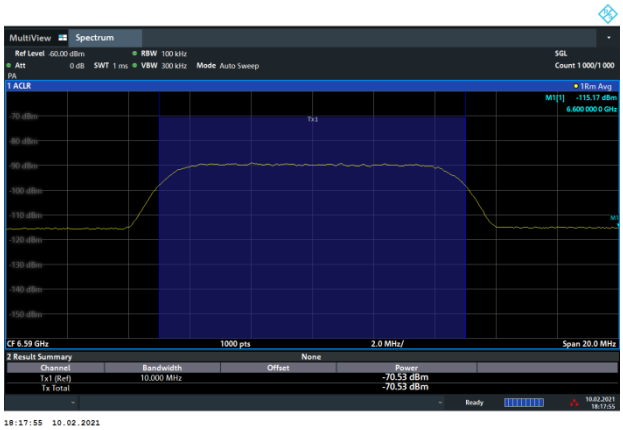	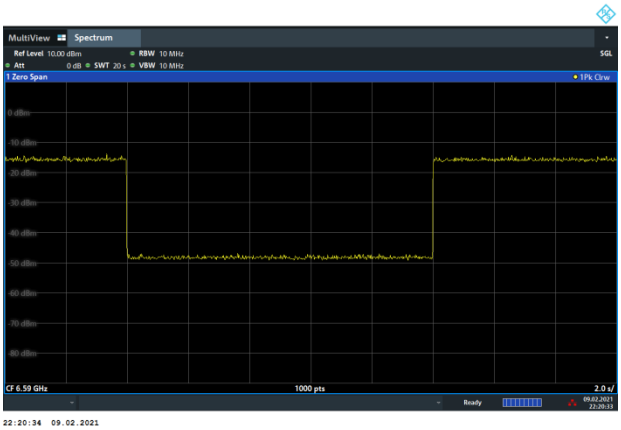

802.11ax (HE160) / 6665MHz (Middle) Threshold Level (TL) = -70.52dBm/MHz	802.11ax (HE160) / CH143 (Middle) Test result is pass due to no transmission occur.
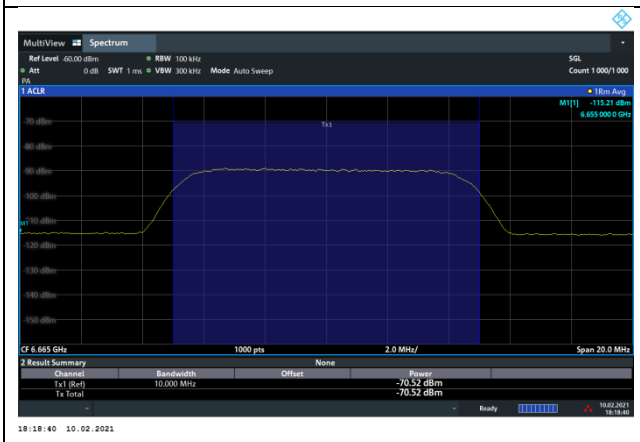	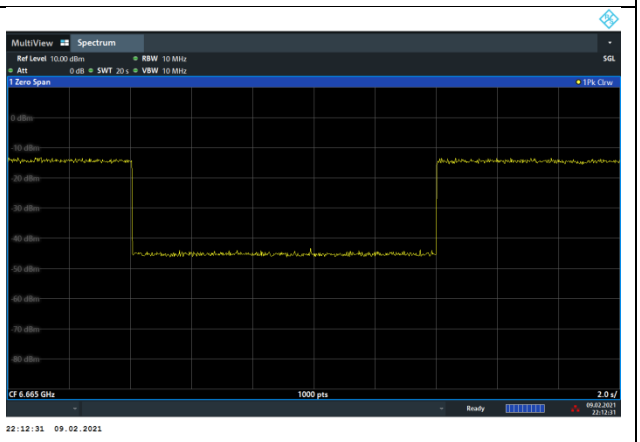
802.11ax (HE160) / 6740MHz (Upper edge) Threshold Level (TL) = -71.53dBm/MHz	802.11ax (HE160) / CH143 (Upper edge) Test result is pass due to no transmission occur.
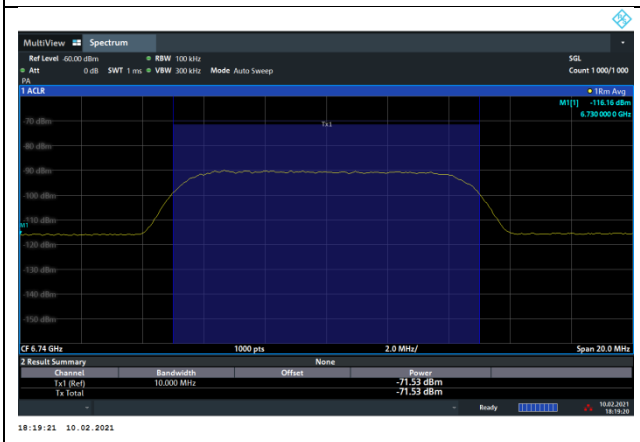	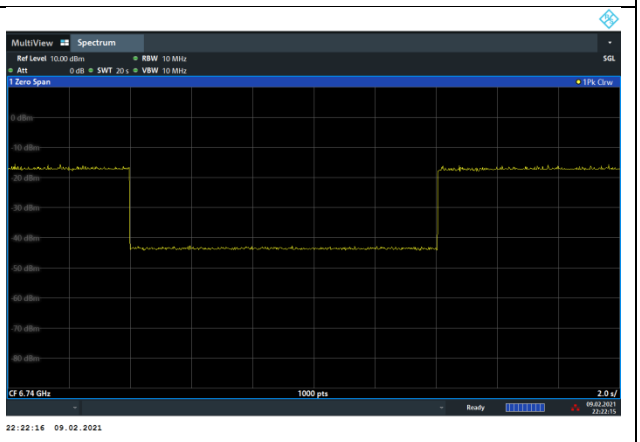

Contention Based Protocol Result Plots on U-NII 8 (AWGN Interference)	
802.11ax (HE20) / 7015MHz Threshold Level (TL) = -70.24dBm/MHz	802.11ax (HE20) / CH213 Test result is pass due to no transmission occur.
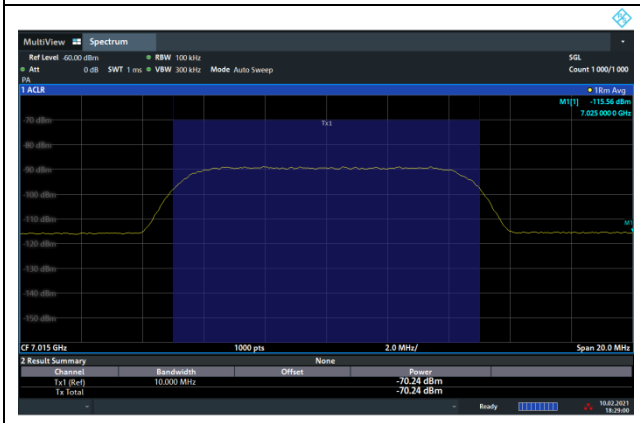	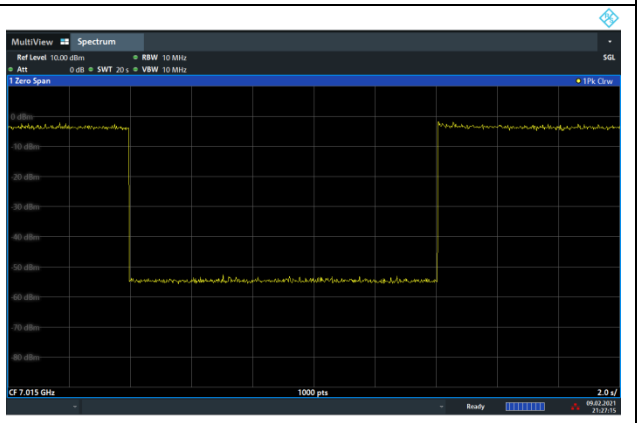
802.11ax (HE160) / 6910MHz (Lower edge) Threshold Level (TL) = -73.24dBm/MHz	802.11ax (HE160) / CH207 (Lower edge) Test result is pass due to no transmission occur.
	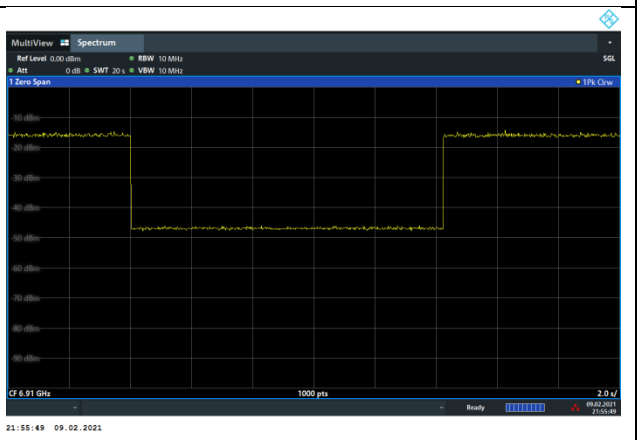

802.11ax (HE160) / 6985MHz (Middle) Threshold Level (TL) = -70.23dBm/MHz	802.11ax (HE160) / CH207 (Middle) Test result is pass due to no transmission occur.
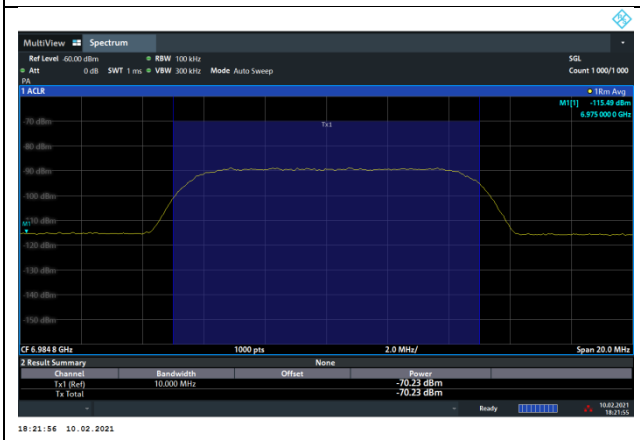	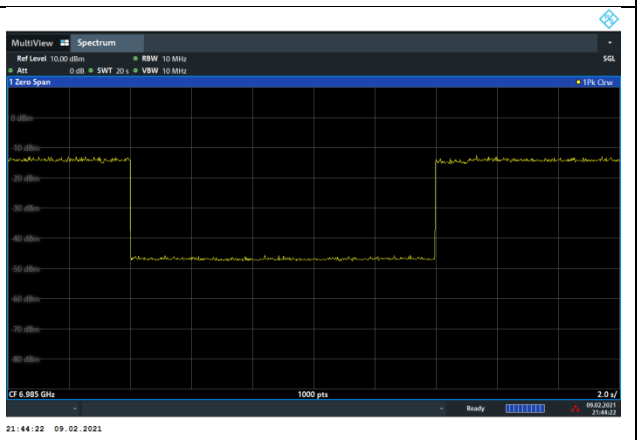
802.11ax (HE160) / 7060MHz (Upper edge) Threshold Level (TL) = -73.28dBm/MHz	802.11ax (HE160) / CH207 (Upper edge) Test result is pass due to no transmission occur.
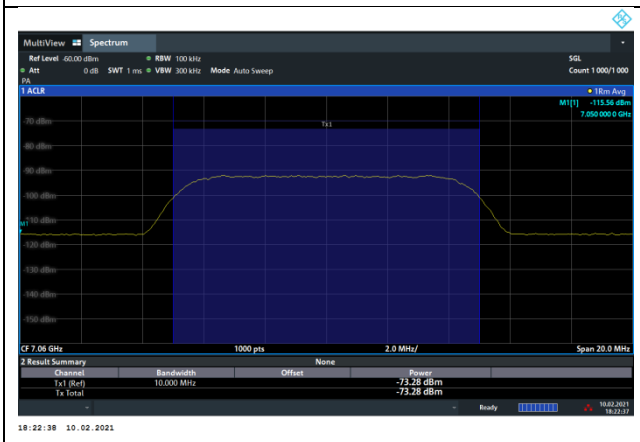	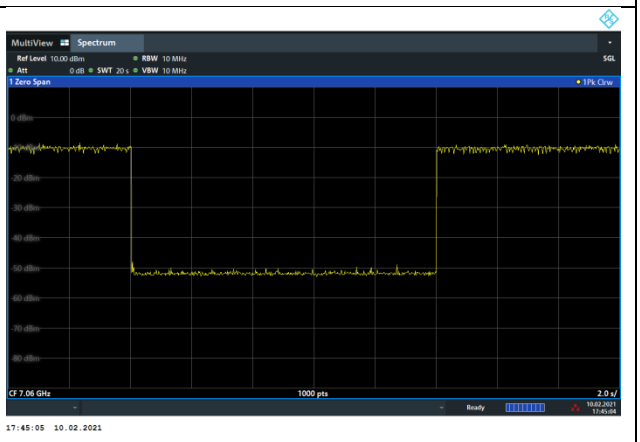

3.5.8 Example of test result

Test Result Pass
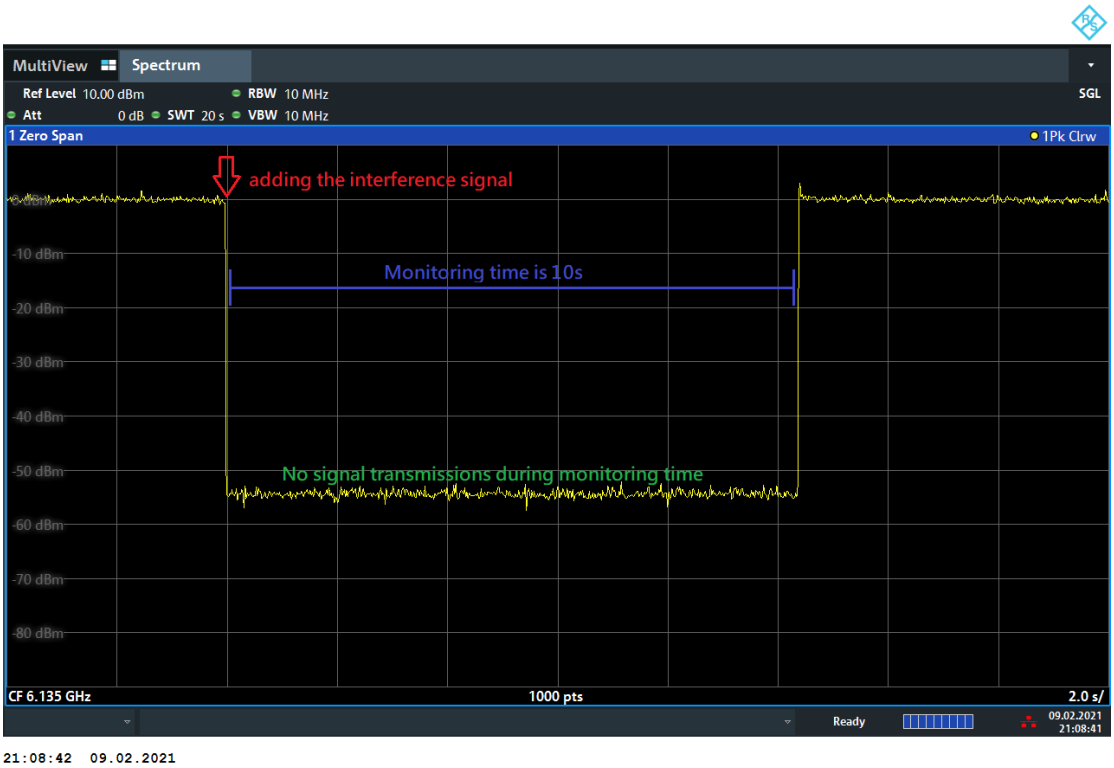
Remark：No any transmission occurred in 10s monitoring time, so test result is pass.

3.6 Unwanted Emissions Measurement

This section is to measure unwanted emissions through radiated measurement for band edge spurious emissions and out of band emissions measurement.

3.6.1 Limit of Unwanted Emissions

(1) For transmitters operating within the 5.925-7.125 GHz band: Any emissions outside of the 5.925-7.125 GHz band must not exceed an e.i.r.p. of −27 dBm/MHz.

EIRP (dBm)	Field Strength at 3m (dBµV/m)
- 27 (RMS)	68.3
- 7 (Peak)	88.3

According 987594 D02 U-NII 6GHz EMC Measurement v01 section G:
Unwanted emissions outside of restricted bands are measured with a RMS detector.
In addition, 15.35(b) applies where the peak emissions must be limited to no more than 20 dB above the average limit

(2) Unwanted spurious emissions fallen in restricted bands shall comply with the general field strength limits as below table:

Frequency (MHz)	Field Strength (microvolts/meter)	Measurement Distance (meters)
0.009 – 0.490	2400/F(kHz)	300
0.490 – 1.705	24000/F(kHz)	30
1.705 – 30.0	30	30
30 – 88	100	3
88 – 216	150	3
216 - 960	200	3
Above 960	500	3

Note: The following formula is used to convert the EIRP to field strength.

$$E=\frac{1000000\sqrt{30P}}{3}$$ µV/m, where P is the eirp (Watts)

3.6.2 Measuring Instruments

See list of measuring equipment of this test report.

3.6.3 Test Procedures

1. The testing follows FCC KDB 789033 D02 General UNII Test Procedures New Rules v02r01. Section G) Unwanted emissions measurement.

   (1) Procedure for Unwanted Emissions Measurements Below 1000MHz
   - RBW = 120 kHz
   - VBW = 300 kHz
   - Detector = Peak
   - Trace mode = max hold

   (2) Procedure for Peak Unwanted Emissions Measurements Above 1000 MHz
   - RBW = 1 MHz
   - VBW ≥ 3 MHz
   - Detector = Peak
   - Sweep time = auto
   - Trace mode = max hold

   (3) Procedures for Average Unwanted Emissions Measurements Above 1000MHz
   - RBW = 1 MHz
   - VBW = 10 Hz, when duty cycle is no less than 98 percent.
   - VBW ≥ 1/T, when duty cycle is less than 98 percent where T is the minimum transmission duration over which the transmitter is on and is transmitting at its maximum power control level for the tested mode of operation.
2. The EUT was placed on a turntable with 0.8 meter for frequency below 1GHz and 1.5 meter for frequency above 1GHz respectively above ground.
3. The EUT was set 3 meters from the interference receiving antenna which was mounted on the top of a variable height antenna tower.
4. The antenna is a broadband antenna and its height is adjusted between one meter and four meters above ground to find the maximum value of the field strength for both horizontal polarization and vertical polarization of the antenna.
5. For each suspected emission, the EUT was arranged to its worst case and then adjust the antenna tower (from 1 m to 4 m) and turntable (from 0 degree to 360 degrees) to find the maximum reading.
6. For testing below 1GHz, if the emission level of the EUT in peak mode was 3 dB lower than the limit specified, then peak values of EUT will be reported, otherwise, the emissions will be repeated one by one using the CISPR quasi-peak method and reported.
7. For testing above 1GHz, the emission level of the EUT in peak mode was 20dB lower than average limit (that means the emission level in average mode also complies with the limit in average mode), then peak values of EUT will be reported, otherwise, the emissions will be measured in average mode again and reported.

3.6.4 Test Setup

For radiated emissions below 30MHz

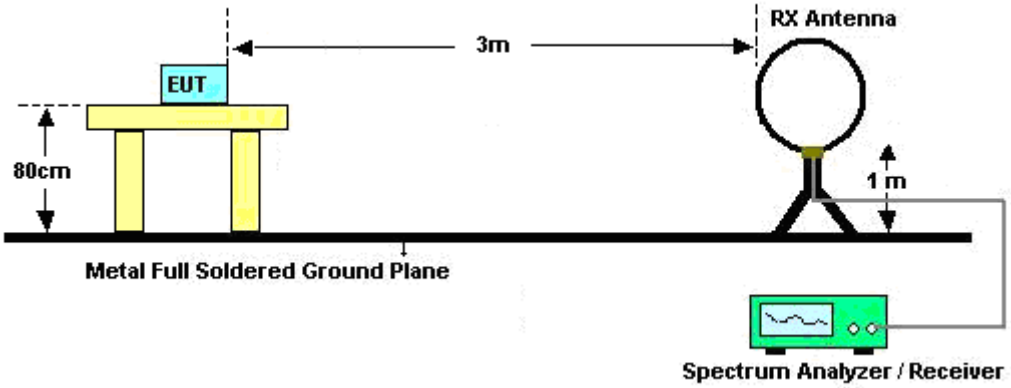

For radiated emissions from 30MHz to 1GHz

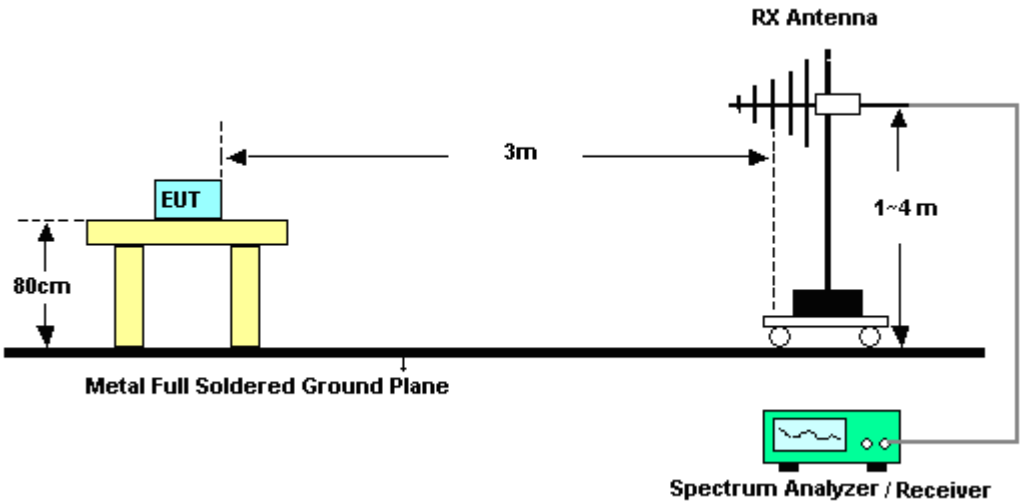

For radiated test from 1GHz to 18GHz

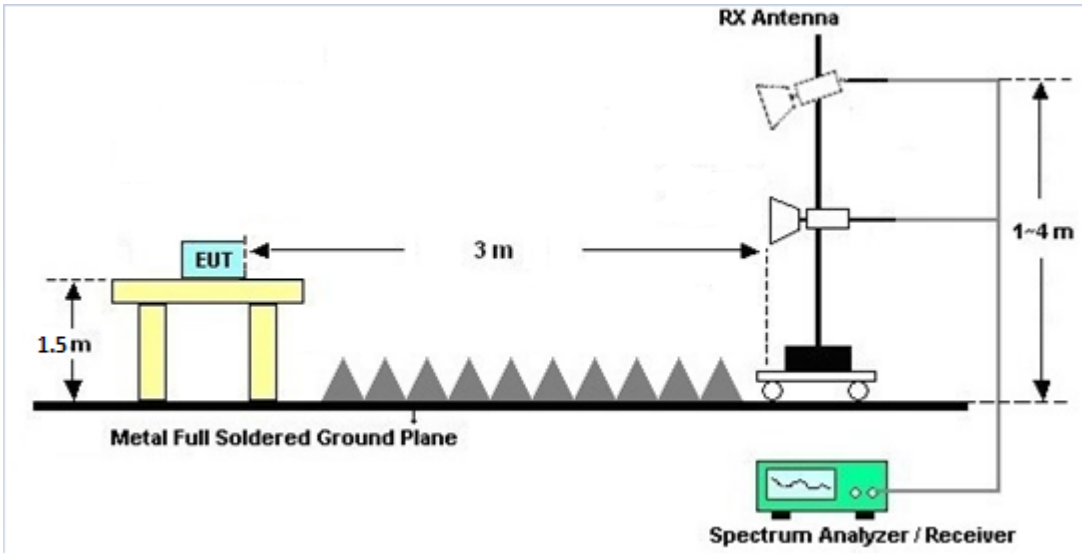

For radiated test above 18GHz

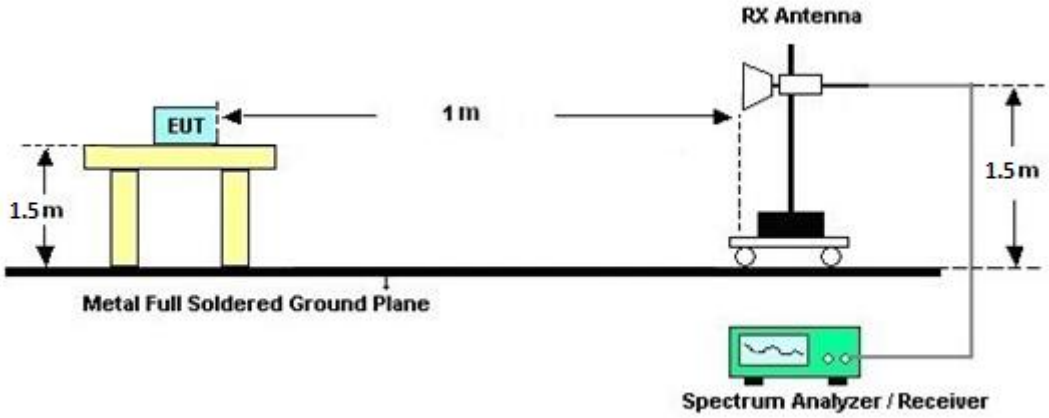

3.6.5 Test Results of Radiated Spurious Emissions (9 kHz ~ 30 MHz)

The low frequency, which started from 9 kHz to 30MHz, was pre-scanned and the result which was 20dB lower than the limit line was not reported.

There is a comparison data of both open-field test site and alternative test site - semi-Anechoic chamber according to 414788 D01 Radiated Test Site v01r01, and the result came out very similar.

3.6.6 Test Result of Radiated Spurious at Band Edges

Please refer to Appendix C and D.

3.6.7 Duty Cycle

Please refer to Appendix E.

3.6.8 Test Result of Radiated Spurious Emissions (30MHz ~ 10th Harmonic)

Please refer to Appendix C and D.

3.7 AC Conducted Emission Measurement

3.7.1 Limit of AC Conducted Emission

For equipment that is designed to be connected to the public utility (AC) power line, the radio frequency voltage that is conducted back onto the AC power line on any frequency or frequencies within the band 150 kHz to 30 MHz shall not exceed the limits in the following table.

Frequency of emission (MHz)	Conducted limit (dBμV)	
	Quasi-peak	Average
0.15-0.5	66 to 56*	56 to 46*
0.5-5	56	46
5-30	60	50

*Decreases with the logarithm of the frequency.

3.7.2 Measuring Instruments

See list of measuring equipment of this test report.

3.7.3 Test Procedures

1. The EUT was placed 0.4 meter from the conducting wall of the shielding room was kept at least 80 centimeters from any other grounded conducting surface.
2. Connect EUT to the power mains through a line impedance stabilization network (LISN).
3. All the support units are connecting to the other LISN.
4. The LISN provides 50 ohm coupling impedance for the measuring instrument.
5. The FCC states that a 50 ohm, 50 microhenry LISN should be used.
6. Both sides of AC line were checked for maximum conducted interference.
7. The frequency range from 150 kHz to 30 MHz was searched.
8. Set the test-receiver system to Peak Detect Function and specified bandwidth with Maximum Hold Mode.

3.7.4 Test Setup

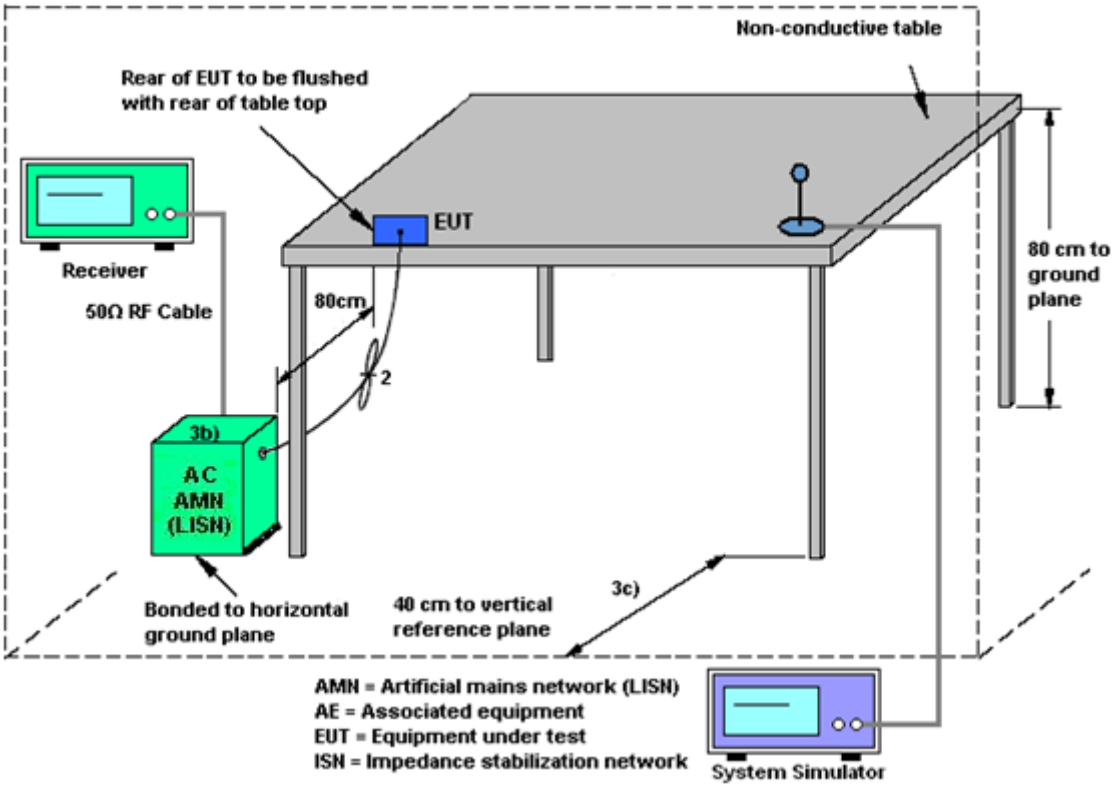

3.7.5 Test Result of AC Conducted Emission

Please refer to Appendix B.

3.8 Automatically Discontinue Transmission

3.8.1 Limit of Automatically Discontinue Transmission

The device shall automatically discontinue transmission in case of either absence of information to transmit or operational failure. These provisions are not intended to preclude the transmission of control or signaling information or the use of repetitive codes used by certain digital technologies to complete frame or burst intervals. Applicants shall include in their application for equipment authorization to describe how this requirement is met.

3.8.2 Measuring Instruments

See list of measuring equipment of this test report.

3.8.3 Test Result of Automatically Discontinue Transmission

While the EUT is not transmitting any information, the EUT can automatically discontinue transmission and become standby mode for power saving. The EUT can detect the controlling signal of ACK message transmitting from remote device and verify whether it shall resend or discontinue transmission.

3.9 Antenna Requirements

3.9.1 Standard Applicable

If transmitting antenna directional gain is greater than 6 dBi, both the peak transmit power and the peak power spectral density shall be reduced by the amount in dB that the directional gain of the antenna exceeds 6 dBi.

3.9.2 Antenna Anti-Replacement Construction

An embedded-in antenna design is used.

3.9.3 Antenna Gain

<CDD Modes >

FCC KDB 662911 D01 Multiple Transmitter Output v02r01

For CDD transmissions, directional gain is calculated as

Directional gain = GANT + Array Gain, where Array Gain is as follows.

For power spectral density (PSD) measurements on all devices,

Array Gain = 10 log(NANT/NSS=1) dB.

For power measurements on IEEE 802.11 devices,

Array Gain = 0 dB (i.e., no array gain) for NANT ≤ 4.

Directional gain may be calculated by using the formulas applicable to equal gain antennas with GANT set equal to the gain of the antenna having the highest gain;

The EUT supports CDD mode.

For power, the directional gain GANT is set equal to the antenna having the highest gain, i.e., F)2)f)i).

For PSD, the directional gain calculation is following F)2)f)ii) of KDB 662911 D01 v02r01.

The directional gain “DG” is calculated as following table.

<CDD Modes>

	Ant. 11 (dBi)	Ant. 8 (dBi)	DG for Power (dBi)	DG for PSD (dBi)
U-NII-5	-4.77	-4.50	-4.50	-1.62
U-NII-6	-6.56	-3.99	-3.99	-2.17
U-NII-7	-6.56	-2.45	-2.45	-1.25
U-NII-8	-7.26	-2.56	-2.56	-1.59

Power limit reduction = Composite gain – 6dBi, (min = 0)

PSD limit reduction = Composite gain + PSD Array gain – 6dBi, (min = 0)

4 List of Measuring Equipment

Instrument	Brand Name	Model No.	Serial No.	Characteristics	Calibration Date	Test Date	Due Date	Remark
Hygrometer	Testo	608-H1	34893241	N/A	Mar. 02. 2020	Jan. 12, 2021 ~ Feb. 05, 2021	Mar. 01, 2021	Conducted (TH05-HY)
Signal Analyzer	Rohde & Schwarz	FSV40	101566	10Hz ~ 40GHz	Jul. 22, 2020	Jan. 12, 2021 ~ Feb. 05, 2021	Jul. 21, 2021	Conducted (TH05-HY)
Switch Box & RF Cable	EM Electronics	EMSW18SE	SW200302	N/A	Mar. 17, 2020	Jan. 12, 2021 ~ Feb. 05, 2021	Mar. 16, 2021	Conducted (TH05-HY)
AC Power Source	ChainTek	APC-1000W	N/A	N/A	N/A	Feb. 02, 2021	N/A	Conduction (CO05-HY)
EMI Test Receiver	Rohde & Schwarz	ESR3	102317	9kHz~3.6GHz	Sep. 11, 2020	Feb. 02, 2021	Sep. 10, 2021	Conduction (CO05-HY)
Hygrometer	Testo	608-H1	34913912	N/A	Nov. 18, 2020	Feb. 02, 2021	Nov. 17, 2021	Conduction (CO05-HY)
LISN	Rohde & Schwarz	ENV216	100081	9kHz~30MHz	Nov. 16, 2020	Feb. 02, 2021	Nov. 15, 2021	Conduction (CO05-HY)
Software	Rohde & Schwarz	EMC32 V10.30	N/A	N/A	N/A	Feb. 02, 2021	N/A	Conduction (CO05-HY)
LISN Cable	MVE	RG-400	260260	N/A	Dec. 31, 2020	Feb. 02, 2021	Dec. 30, 2021	Conduction (CO05-HY)
Pulse Limiter	SCHWARZBECK	ESHVTSD 9561-F N3-Z2	109561-F N003730851	9kHz-200MHz	Nov. 02, 2020	Feb. 02, 2021	Nov. 01, 2021	Conduction (CO05-HY)
Horn Antenna	SCHWARZBECK	BBHA 9120 D	9120D-1326	1GHz ~ 18GHz	Nov. 03, 2020	Jan. 10, 2021 ~ Jan. 28, 2021	Nov. 02, 2021	Radiation (03CH11-HY)
SHF-EHF Horn Antenna	SCHWARZBECK	BBHA 9170	00994	18GHz- 40GHz	Nov. 29, 2020	Jan. 10, 2021 ~ Jan. 28, 2021	Nov. 28, 2021	Radiation (03CH11-HY)
Bilog Antenna	TESEQ	CBL 6111D & N-6-06	35414 & AT-N0602	30MHz~1GHz	Oct. 11, 2020	Jan. 10, 2021 ~ Jan. 28, 2021	Oct. 02, 2021	Radiation (03CH11-HY)
Preamplifier	Keysight	83017A	MY53270080	1GHz~26.5GHz	Nov. 12, 2020	Jan. 10, 2021 ~ Jan. 28, 2021	Nov. 11, 2021	Radiation (03CH11-HY)
Preamplifier	EMEC	EM1G18G	060812	1GHz~18GHz	Oct. 27, 2020	Jan. 10, 2021 ~ Jan. 28, 2021	Oct. 26, 2021	Radiation (03CH11-HY)
Preamplifier	EMEC	EM18G40G	060801	18GHz~40GHz	Jun. 15, 2020	Jan. 10, 2021 ~ Jan. 28, 2021	Jun. 14, 2021	Radiation (03CH11-HY)
Amplifier	SONOMA	310N	187312	9kHz~1GHz	Dec. 02, 2020	Jan. 10, 2021 ~ Jan. 28, 2021	Dec. 01, 2021	Radiation (03CH11-HY)
Spectrum Analyzer	Keysight	N9010A	MY54200486	10Hz~44GHz	Oct. 23, 2020	Jan. 10, 2021 ~ Jan. 28, 2021	Oct. 22, 2021	Radiation (03CH11-HY)
EMI Test Receiver	Keysight	N9038A(MXE)	MY55420170	20MHz~8.4GHz	May 21, 2020	Jan. 10, 2021 ~ Jan. 28, 2021	May 20, 2021	Radiation (03CH11-HY)
Controller	EMEC	EM 1000	N/A	Control Turn table & Ant Mast	N/A	Jan. 10, 2021 ~ Jan. 28, 2021	N/A	Radiation (03CH11-HY)
Antenna Mast	EMEC	AM-BS-4500-B	N/A	1~4m	N/A	Jan. 10, 2021 ~ Jan. 28, 2021	N/A	Radiation (03CH11-HY)
Turn Table	EMEC	TT 2000	N/A	0~360 Degree	N/A	Jan. 10, 2021 ~ Jan. 28, 2021	N/A	Radiation (03CH11-HY)
BT Base Station	Rohde & Schwarz	CBT	101135	BT 3.0	Sep. 15, 2020	Jan. 10, 2021 ~ Jan. 28, 2021	Sep. 14, 2022	Radiation (03CH11-HY)
Software	Audix	E3 6.2009-8-24	RK-001053	N/A	N/A	Jan. 10, 2021 ~ Jan. 28, 2021	N/A	Radiation (03CH11-HY)
RF Cable	HUBER + SUHNER	SUCOFLEX 104	MY9837/4PE	9kHz-30MHz	Mar. 12, 2020	Jan. 10, 2021 ~ Jan. 28, 2021	Mar. 11, 2021	Radiation (03CH11-HY)
RF Cable	HUBER + SUHNER	SUCOFLEX 102	MY2859/2	30MHz-40GHz	Mar. 12, 2020	Jan. 10, 2021 ~ Jan. 28, 2021	Mar. 11, 2021	Radiation (03CH11-HY)
RF Cable	HUBER + SUHNER	SUCOFLEX 104	MY9837/4PE	30M-18G	Mar. 12, 2020	Jan. 10, 2021 ~ Jan. 28, 2021	Mar. 11, 2021	Radiation (03CH11-HY)
RF Cable	HUBER + SUHNER	SUCOFLEX 102	MY4274/2	30MHz-40GHz	Mar. 12, 2020	Jan. 10, 2021 ~ Jan. 28, 2021	Mar. 11, 2021	Radiation (03CH11-HY)

Instrument	Brand Name	Model No.	Serial No.	Characteristics	Calibration Date	Test Date	Due Date	Remark
Filter	Wainwright	WLK4-1000-1530-8000-40SS	SN11	1.53G Low Pass	Sep. 14, 2020	Jan. 10, 2021 ~ Jan. 28, 2021	Sep. 13, 2021	Radiation (03CH11-HY)
Filter	Wainwright	WHW2-7100-10000-18000-40CC	SN3	10GHz High Pass Filter	May. 26, 2020	Jan. 10, 2021 ~ Jan. 28, 2021	May. 25, 2021	Radiation (03CH11-HY)
Hygrometer	TECPEL	DTM-303B	TP140325	N/A	Nov. 18, 2020	Jan. 10, 2021 ~ Jan. 28, 2021	Nov. 17, 2021	Radiation (03CH11-HY)
Hygrometer	TECPEL	DTM-303B	TP200880	QA-3-031	Oct. 22, 2020	Jan. 10, 2021 ~ Jan. 28, 2021	Oct. 21, 2021	Radiation (03CH11-HY)
Signal Generator (Interferer)	Rohde & Schwarz	SMW200A	109425	100kHz~7.5GHz	Jan. 11, 2021	Feb. 09, 2021~ Feb. 10, 2021	Jan. 10, 2022	CBP (DFS02-HY)
Spectrum Analyzer	Rohde & Schwarz	FSV3044	101048	10Hz~44GHz	Apr. 29, 2020	Feb. 09, 2021~ Feb. 10, 2021	Apr. 28, 2021	CBP (DFS02-HY)
Power Divider	MTJ	SMA 2Way Power Divider	MD10003	0.5GHz-6GHz	Calibration from System	Feb. 09, 2021~ Feb. 10, 2021	Calibration from System	CBP (DFS02-HY)
Power Divider	MTJ	SMA 2Way Power Divider	MD10007	0.5GHz-6GHz	Calibration from System	Feb. 09, 2021~ Feb. 10, 2021	Calibration from System	CBP (DFS02-HY)
Power Divider	Woken	SMA 4Way Power Divider	0120A04056002D	0.5-6GHz	Calibration from System	Feb. 09, 2021~ Feb. 10, 2021	Calibration from System	CBP (DFS02-HY)
Coupler	Woken	10dB 30W SMA	DOM5CIW3A1	0.5-18GHz	Calibration from System	Feb. 09, 2021~ Feb. 10, 2021	Calibration from System	CBP (DFS02-HY)
Power Divider	Woken	3Way SMA Power Divder Rated to 20W	STI08-0010 (#2)	2GHz-8GHz	Calibration from System	Feb. 09, 2021~ Feb. 10, 2021	Calibration from System	CBP (DFS02-HY)

5 Uncertainty of Evaluation

Uncertainty of Conducted Emission Measurement (150kHz ~ 30MHz)

Measuring Uncertainty for a Level of Confidence of 95% (U = 2Uc(y))	2.3

Uncertainty of Radiated Emission Measurement (30 MHz ~ 1000 MHz)

Measuring Uncertainty for a Level of Confidence of 95% (U = 2Uc(y))	4.4

Uncertainty of Radiated Emission Measurement (1000 MHz ~ 18000 MHz)

Measuring Uncertainty for a Level of Confidence of 95% (U = 2Uc(y))	5.2

Uncertainty of Radiated Emission Measurement (18000 MHz ~ 40000 MHz)

Measuring Uncertainty for a Level of Confidence of 95% (U = 2Uc(y))	5.1

Appendix A. Test Result of Conducted Test Items

Test Engineer:	Shiming Liu	Temperature:	19.6~24.7	°C
Test Date:	2021/1/12~2021/2/5	Relative Humidity:	46.7~57.5	%

Report Number : FR110703I

TEST RESULTS DATA
26dB and 99% OBW

Band V MIMO									
Mod.	Data Rate	NTX	Freq. (MHz)	RU Config.	99% Bandwidth (MHz)		26 dB Bandwidth (MHz)		Note
					Ant 11	Ant 8	Ant 11	Ant 8	
HE20	MCS0	2	5955	Full	18.98	18.98	22.64	22.69	
HE20	MCS0	2	6175	Full	18.98	18.98	22.69	22.59	
HE20	MCS0	2	6415	Full	18.98	18.98	22.69	22.84	
HE40	MCS0	2	5965	Full	37.86	38.06	41.38	41.74	
HE40	MCS0	2	6165	Full	37.96	37.86	41.65	41.56	
HE40	MCS0	2	6405	Full	37.96	38.06	41.56	41.38	
HE80	MCS0	2	5985	Full	78.04	78.16	83.32	82.20	
HE80	MCS0	2	6145	Full	78.28	78.16	82.36	82.68	
HE80	MCS0	2	6385	Full	78.16	78.16	82.68	82.36	
HE160	MCS0	2	6025	Full	156.32	156.32	164.08	162.88	
HE160	MCS0	2	6185	Full	156.56	156.56	164.40	163.44	
HE160	MCS0	2	6345	Full	156.80	156.80	163.76	163.76	

Report Number : FR110703I

TEST RESULTS DATA
EIRP Power Table

FCC Band V MIMO												
Mod.	Data Rate	NTX	Freq. (MHz)	RU Config.	Conducted Power with duty factor (dBm)			DG (dBi)		EIRP Power (dBm)	EIRP Power Limit (dBm)	Pass /Fail
					Ant 11	Ant 8	SUM	Ant 11	Ant 8	SUM		
HE20	MCS0	2	5955	Full	8.28	7.40	10.87	-4.50		6.37	24.00	Pass
HE20	MCS0	2	5955	26/0	-0.81	-1.80	1.73	-4.50		-2.77	24.00	Pass
HE20	MCS0	2	5955	52/37	3.12	2.05	5.63	-4.50		1.13	24.00	Pass
HE20	MCS0	2	5955	106/53	6.20	4.25	8.34	-4.50		3.84	24.00	Pass
HE20	MCS0	2	6175	Full	7.73	6.70	10.26	-4.50		5.76	24.00	Pass
HE20	MCS0	2	6175	26/4	-0.58	-0.91	2.27	-4.50		-2.23	24.00	Pass
HE20	MCS0	2	6175	52/39	1.42	1.52	4.48	-4.50		-0.02	24.00	Pass
HE20	MCS0	2	6175	106/53	5.09	4.62	7.87	-4.50		3.37	24.00	Pass
HE20	MCS0	2	6415	Full	8.08	7.08	10.62	-4.50		6.12	24.00	Pass
HE20	MCS0	2	6415	26/8	-2.23	-0.96	1.46	-4.50		-3.04	24.00	Pass
HE20	MCS0	2	6415	52/40	1.08	2.46	4.83	-4.50		0.33	24.00	Pass
HE20	MCS0	2	6415	106/54	5.18	5.08	8.14	-4.50		3.64	24.00	Pass
HE40	MCS0	2	5965	Full	10.55	9.55	13.09	-4.50		8.59	24.00	Pass
HE40	MCS0	2	5965	242/61	7.53	6.95	10.26	-4.50		5.76	24.00	Pass
HE40	MCS0	2	6165	Full	10.77	9.49	13.19	-4.50		8.69	24.00	Pass
HE40	MCS0	2	6165	242/61	8.17	7.42	10.82	-4.50		6.32	24.00	Pass
HE40	MCS0	2	6405	Full	10.65	10.05	13.37	-4.50		8.87	24.00	Pass
HE40	MCS0	2	6405	242/62	8.08	7.58	10.85	-4.50		6.35	24.00	Pass
HE80	MCS0	2	5985	Full	12.40	11.50	14.98	-4.50		10.48	24.00	Pass
HE80	MCS0	2	5985	484/65	8.92	8.40	11.68	-4.50		7.18	24.00	Pass
HE80	MCS0	2	6145	Full	12.42	10.92	14.74	-4.50		10.24	24.00	Pass
HE80	MCS0	2	6145	484/65	9.22	7.72	11.54	-4.50		7.04	24.00	Pass
HE80	MCS0	2	6385	Full	12.33	11.58	14.98	-4.50		10.48	24.00	Pass
HE80	MCS0	2	6385	484/66	9.36	9.17	12.28	-4.50		7.78	24.00	Pass
HE160	MCS0	2	6025	Full	11.97	10.95	14.50	-4.50		10.00	24.00	Pass
HE160	MCS0	2	6025	996/67	9.30	8.50	11.93	-4.50		7.43	24.00	Pass
HE160	MCS0	2	6185	Full	12.44	11.49	15.00	-4.50		10.50	24.00	Pass
HE160	MCS0	2	6185	996/67	9.30	8.72	12.03	-4.50		7.53	24.00	Pass
HE160	MCS0	2	6345	Full	11.38	10.53	13.99	-4.50		9.49	24.00	Pass
HE160	MCS0	2	6345	996/S67	7.63	7.18	10.42	-4.50		5.92	24.00	Pass

Report Number : FR110703I

TEST RESULTS DATA
EIRP Power Spectral Density

FCC Band V MIMO												
Mod.	Data Rate	NTX	Freq. (MHz)	RU Config.	Conducted Power Density (dBm/MHz)			DG (dBi)		EIRP Power Density (dBm/MHz)	EIRP Power Density Limit (dBm)	Pass /Fail
					Ant 11	Ant 8	SUM	Ant 11	Ant 8	SUM		
HE20	MCS0	2	5955	Full			0.11	-1.62		-1.51	-1.00	Pass
HE20	MCS0	2	5955	26/0			-0.18	-1.62		-1.81	-1.00	Pass
HE20	MCS0	2	5955	52/37			0.06	-1.62		-1.56	-1.00	Pass
HE20	MCS0	2	5955	106/53			-0.10	-1.62		-1.72	-1.00	Pass
HE20	MCS0	2	6175	Full			-0.23	-1.62		-1.85	-1.00	Pass
HE20	MCS0	2	6175	26/4			-0.34	-1.62		-1.96	-1.00	Pass
HE20	MCS0	2	6175	52/39			-0.44	-1.62		-2.06	-1.00	Pass
HE20	MCS0	2	6175	106/53			-0.41	-1.62		-2.03	-1.00	Pass
HE20	MCS0	2	6415	Full			-0.20	-1.62		-1.83	-1.00	Pass
HE20	MCS0	2	6415	26/8			-0.63	-1.62		-2.25	-1.00	Pass
HE20	MCS0	2	6415	52/40			-0.66	-1.62		-2.28	-1.00	Pass
HE20	MCS0	2	6415	106/54			-0.60	-1.62		-2.23	-1.00	Pass
HE40	MCS0	2	5965	Full			-0.15	-1.62		-1.78	-1.00	Pass
HE40	MCS0	2	5965	242/61			-0.55	-1.62		-2.18	-1.00	Pass
HE40	MCS0	2	6165	Full			-0.02	-1.62		-1.65	-1.00	Pass
HE40	MCS0	2	6165	242/61			-0.32	-1.62		-1.94	-1.00	Pass
HE40	MCS0	2	6405	Full			0.03	-1.62		-1.59	-1.00	Pass
HE40	MCS0	2	6405	242/62			-0.03	-1.62		-1.65	-1.00	Pass
HE80	MCS0	2	5985	Full			-2.07	-1.62		-3.70	-1.00	Pass
HE80	MCS0	2	5985	484/65			-2.29	-1.62		-3.91	-1.00	Pass
HE80	MCS0	2	6145	Full			-2.17	-1.62		-3.79	-1.00	Pass
HE80	MCS0	2	6145	484/65			-2.65	-1.62		-4.27	-1.00	Pass
HE80	MCS0	2	6385	Full			-1.54	-1.62		-3.17	-1.00	Pass
HE80	MCS0	2	6385	484/66			-1.78	-1.62		-3.41	-1.00	Pass
HE160	MCS0	2	6025	Full			-4.92	-1.62		-6.54	-1.00	Pass
HE160	MCS0	2	6025	996/67			-5.34	-1.62		-6.96	-1.00	Pass
HE160	MCS0	2	6185	Full			-4.84	-1.62		-6.46	-1.00	Pass
HE160	MCS0	2	6185	996/67			-5.21	-1.62		-6.83	-1.00	Pass
HE160	MCS0	2	6345	Full			-5.93	-1.62		-7.56	-1.00	Pass
HE160	MCS0	2	6345	996/S67			-6.21	-1.62		-7.83	-1.00	Pass

Report Number : FR110703I

TEST RESULTS DATA
26dB and 99% OBW

Band VI MIMO									
Mod.	Data Rate	NTX	Freq. (MHz)	RU Config.	99% Bandwidth (MHz)		26 dB Bandwidth (MHz)		Note
					Ant 11	Ant 8	Ant 11	Ant 8	
HE20	MCS0	2	6435	Full	18.98	18.98	22.64	22.69	
HE20	MCS0	2	6475	Full	18.93	18.98	22.59	22.64	
HE20	MCS0	2	6515	Full	18.98	18.98	22.44	22.49	
HE40	MCS0	2	6445	Full	37.96	37.96	41.20	41.56	
HE40	MCS0	2	6485	Full	37.96	37.86	41.56	41.92	
HE80	MCS0	2	6465	Full	78.16	78.16	83.00	82.84	

Band VI straddle channel MIMO													
Mod.	Data Rate	NTX	Freq. (MHz)	RU Config.	26 dB In U-NII-6 Bandwidth (MHz)		26 dB In U-NII-7 Bandwidth (MHz))		99% OBW In U-NII-6 Bandwidth (MHz)		99% OBW In U-NII-7 Bandwidth (MHz)		Note
					Ant 11	Ant 8	Ant 11	Ant 8	Ant 11	Ant 8	Ant 11	Ant 8	
HE40	MCS0	2	6525	Full	20.95	20.77	20.88	20.70	18.98	18.98	18.88	18.88	
HE80	MCS0	2	6545	Full	21.08	20.92	61.12	61.12	19.20	19.20	58.84	58.84	
HE160	MCS0	2	6505	Full	102.16	101.92	62.88	61.28	98.64	98.40	57.92	57.92	

TEST RESULTS DATA
EIRP Power Table

FCC Band VI MIMO												
Mod.	Data Rate	NTX	Freq. (MHz)	RU Config.	Conducted Power with duty factor (dBm)			DG (dBi)		EIRP Power (dBm)	EIRP Power Limit (dBm)	Pass /Fail
					Ant 11	Ant 8	SUM	Ant 11	Ant 8	SUM		
HE20	MCS0	2	6435	Full	8.40	7.90	11.17	-3.99		7.18	24.00	Pass
HE20	MCS0	2	6435	26/0	-1.17	-0.34	2.28	-3.99		-1.71	24.00	Pass
HE20	MCS0	2	6435	52/37	2.38	3.18	5.81	-3.99		1.82	24.00	Pass
HE20	MCS0	2	6435	106/53	5.26	6.29	8.82	-3.99		4.83	24.00	Pass
HE20	MCS0	2	6475	Full	7.85	7.60	10.74	-3.99		6.75	24.00	Pass
HE20	MCS0	2	6475	26/4	-1.12	0.00	2.49	-3.99		-1.50	24.00	Pass
HE20	MCS0	2	6475	52/39	1.11	2.54	4.89	-3.99		0.90	24.00	Pass
HE20	MCS0	2	6475	106/54	5.08	5.68	8.40	-3.99		4.41	24.00	Pass
HE20	MCS0	2	6515	Full	8.28	7.83	11.07	-3.99		7.08	24.00	Pass
HE20	MCS0	2	6515	26/8	-1.73	-0.60	1.88	-3.99		-2.11	24.00	Pass
HE20	MCS0	2	6515	52/40	2.11	3.25	5.73	-3.99		1.74	24.00	Pass
HE20	MCS0	2	6515	106/54	5.39	5.63	8.52	-3.99		4.53	24.00	Pass
HE40	MCS0	2	6445	Full	10.55	10.43	13.50	-3.99		9.51	24.00	Pass
HE40	MCS0	2	6445	242/61	8.38	8.33	11.37	-3.99		7.38	24.00	Pass
HE40	MCS0	2	6485	Full	10.04	10.38	13.22	-3.99		9.23	24.00	Pass
HE40	MCS0	2	6485	242/62	8.08	8.38	11.24	-3.99		7.25	24.00	Pass
HE80	MCS0	2	6465	Full	11.41	11.50	14.47	-3.99		10.48	24.00	Pass
HE80	MCS0	2	6465	484/65	8.56	8.98	11.79	-3.99		7.80	24.00	Pass

FCC Band VI straddle channel MIMO												
Mod.	Data Rate	NTX	Freq. (MHz)	RU Config.	Conducted Power with duty factor (dBm)			DG (dBi)		EIRP Power (dBm)	EIRP Power Limit (dBm)	Pass /Fail
					Ant 11	Ant 8	SUM	Ant 11	Ant 8	SUM		
HE40	MCS0	2	6525	Full	11.23	11.26	14.26	-3.99		10.27	24.00	Pass
HE40	MCS0	2	6525	242/62	8.35	8.33	11.35	-3.99		7.36	24.00	Pass
HE80	MCS0	2	6545	Full	11.46	11.43	14.46	-3.99		10.47	24.00	Pass
HE80	MCS0	2	6545	484/66	9.29	9.15	12.23	-3.99		8.24	24.00	Pass
HE160	MCS0	2	6505	Full	11.49	11.44	14.48	-3.99		10.49	24.00	Pass
HE160	MCS0	2	6505	996/67	8.95	8.98	11.98	-3.99		7.99	24.00	Pass
HE160	MCS0	2	6505	996/S67	9.58	9.49	12.55	-3.99		8.56	24.00	Pass

Report Number : FR110703I

TEST RESULTS DATA
EIRP Power Spectral Density

Band VI MIMO												
Mod.	Data Rate	NTX	Freq. (MHz)	RU Config.	Conducted Power Density (dBm/MHz)			DG (dBi)		EIRP Power Density (dBm/MHz)	EIRP Power Density Limit (dBm)	Pass /Fail
					Ant 11	Ant 8	SUM	Ant 11	Ant 8	SUM		
HE20	MCS0	2	6435	Full			0.57	-2.17		-1.60	-1.00	Pass
HE20	MCS0	2	6435	26/0			0.29	-2.17		-1.88	-1.00	Pass
HE20	MCS0	2	6435	52/37			0.41	-2.17		-1.76	-1.00	Pass
HE20	MCS0	2	6435	106/53			0.29	-2.17		-1.88	-1.00	Pass
HE20	MCS0	2	6475	Full			0.23	-2.17		-1.94	-1.00	Pass
HE20	MCS0	2	6475	26/4			-0.24	-2.17		-2.41	-1.00	Pass
HE20	MCS0	2	6475	52/39			-0.02	-2.17		-2.19	-1.00	Pass
HE20	MCS0	2	6475	106/54			-0.02	-2.17		-2.19	-1.00	Pass
HE20	MCS0	2	6515	Full			0.45	-2.17		-1.72	-1.00	Pass
HE20	MCS0	2	6515	26/8			0.11	-2.17		-2.06	-1.00	Pass
HE20	MCS0	2	6515	52/40			0.12	-2.17		-2.05	-1.00	Pass
HE20	MCS0	2	6515	106/54			0.17	-2.17		-2.00	-1.00	Pass
HE40	MCS0	2	6445	Full			0.62	-2.17		-1.55	-1.00	Pass
HE40	MCS0	2	6445	242/61			0.49	-2.17		-1.68	-1.00	Pass
HE40	MCS0	2	6485	Full			0.27	-2.17		-1.90	-1.00	Pass
HE40	MCS0	2	6485	242/62			0.15	-2.17		-2.02	-1.00	Pass
HE80	MCS0	2	6465	Full			-2.02	-2.17		-4.19	-1.00	Pass
HE80	MCS0	2	6465	484/65			-2.48	-2.17		-4.65	-1.00	Pass

FCC Band VI straddle channel MIMO												
Mod.	Data Rate	NTX	Freq. (MHz)	RU Config.	Conducted Power Density (dBm/MHz)			DG (dBi)		EIRP Power Density (dBm/MHz)	EIRP Power Density Limit (dBm)	Pass /Fail
					Ant 11	Ant 8	SUM	Ant 11	Ant 8	SUM		
HE40	MCS0	2	6525	Full			0.62	-2.17		-1.55	-1.00	Pass
HE40	MCS0	2	6525	242/62			0.44	-2.17		-1.73	-1.00	Pass
HE80	MCS0	2	6545	Full			-2.41	-2.17		-4.58	-1.00	Pass
HE80	MCS0	2	6545	484/66			-2.76	-2.17		-4.93	-1.00	Pass
HE160	MCS0	2	6505	Full			-5.27	-2.17		-7.43	-1.00	Pass
HE160	MCS0	2	6505	996/67			-5.61	-2.17		-7.78	-1.00	Pass
HE160	MCS0	2	6505	996/S67			-5.49	-2.17		-7.66	-1.00	Pass

Report Number : FR110703I

TEST RESULTS DATA
26dB and 99% OBW

Band VII MIMO									
Mod.	Data Rate	NTX	Freq. (MHz)	RU Config.	99% Bandwidth (MHz)		26 dB Bandwidth (MHz)		Note
					Ant 11	Ant 8	Ant 11	Ant 8	
HE20	MCS0	2	6535	Full	18.98	18.98	22.59	22.74	
HE20	MCS0	2	6695	Full	18.98	18.98	22.74	22.54	
HE40	MCS0	2	6565	Full	38.06	37.96	41.47	41.29	
HE40	MCS0	2	6685	Full	38.06	38.06	41.74	41.49	
HE40	MCS0	2	6845	Full	38.16	38.06	41.83	41.65	
HE80	MCS0	2	6625	Full	78.04	78.04	83.00	81.92	
HE80	MCS0	2	6705	Full	78.04	78.04	82.20	82.04	
HE160	MCS0	2	6665	Full	156.56	156.80	163.76	164.08	

Band VII straddle channel MIMO													
Mod.	Data Rate	NTX	Freq. (MHz)	RU Config.	26 dB In U-NII-7 Bandwidth (MHz)		26 dB In U-NII-8 Bandwidth (MHz)		99% OBW In U-NII-7 Bandwidth (MHz)		99% OBW In U-NII-8 Bandwidth (MHz)		Note
					Ant 11	Ant 8	Ant 11	Ant 8	Ant 11	Ant 8	Ant 11	Ant 8	
HE20	MCS0	2	6875	Full	11.49	11.39	11.35	11.30	9.59	9.54	9.44	9.44	
HE80	MCS0	2	6865	Full	51.60	51.24	31.28	31.28	49.32	49.20	28.96	29.08	
HE160	MCS0	2	6825	Full	131.84	131.28	32.24	31.92	128.40	128.64	28.16	28.40	

Report Number : FR110703I

TEST RESULTS DATA
EIRP Power Table

FCC Band VII MIMO												
Mod.	Data Rate	NTX	Freq. (MHz)	RU Config.	Conducted Power with duty factor (dBm)			DG (dBi)		EIRP Power (dBm)	EIRP Power Limit (dBm)	Pass /Fail
					Ant 11	Ant 8	SUM	Ant 11	Ant 8	SUM		
HE20	MCS0	2	6535	Full	7.13	6.50	9.84	-2.45		7.39	24.00	Pass
HE20	MCS0	2	6535	26/0	-2.42	-1.57	1.04	-2.45		-1.41	24.00	Pass
HE20	MCS0	2	6535	52/37	-0.02	1.58	3.86	-2.45		1.41	24.00	Pass
HE20	MCS0	2	6535	106/53	4.39	4.93	7.68	-2.45		5.23	24.00	Pass
HE20	MCS0	2	6695	Full	6.81	7.23	10.04	-2.45		7.59	24.00	Pass
HE20	MCS0	2	6695	26/4	-1.74	-0.02	2.21	-2.45		-0.24	24.00	Pass
HE20	MCS0	2	6695	52/38	0.06	2.37	4.38	-2.45		1.93	24.00	Pass
HE20	MCS0	2	6695	106/53	4.33	4.96	7.67	-2.45		5.22	24.00	Pass
HE40	MCS0	2	6565	Full	9.08	10.23	12.70	-2.45		10.25	24.00	Pass
HE40	MCS0	2	6565	242/61	6.58	7.38	10.01	-2.45		7.56	24.00	Pass
HE40	MCS0	2	6685	Full	9.71	10.61	13.19	-2.45		10.74	24.00	Pass
HE40	MCS0	2	6685	242/61	7.06	7.81	10.46	-2.45		8.01	24.00	Pass
HE40	MCS0	2	6845	Full	8.83	10.13	12.54	-2.45		10.09	24.00	Pass
HE40	MCS0	2	6845	242/62	6.35	8.38	10.49	-2.45		8.04	24.00	Pass
HE80	MCS0	2	6625	Full	11.92	13.33	15.69	-2.45		13.24	24.00	Pass
HE80	MCS0	2	6625	484/65	9.51	10.46	13.02	-2.45		10.57	24.00	Pass
HE80	MCS0	2	6705	Full	12.23	13.30	15.81	-2.45		13.36	24.00	Pass
HE80	MCS0	2	6705	484/65	9.61	10.96	13.35	-2.45		10.90	24.00	Pass
HE160	MCS0	2	6665	Full	11.82	12.92	15.42	-2.45		12.97	24.00	Pass
HE160	MCS0	2	6665	996/67	9.81	10.83	13.36	-2.45		10.91	24.00	Pass

FCC Band VII straddle channel MIMO												
Mod.	Data Rate	NTX	Freq. (MHz)	RU Config.	Conducted Power with duty factor (dBm)			DG (dBi)		EIRP Power (dBm)	EIRP Power Limit (dBm)	Pass /Fail
					Ant 11	Ant 8	SUM	Ant 11	Ant 8	SUM		
HE20	MCS0	2	6875	Full	6.63	7.77	10.25	-2.45		7.80	24.00	Pass
HE20	MCS0	2	6875	26/8	-1.43	-0.37	2.14	-2.45		-0.31	24.00	Pass
HE20	MCS0	2	6875	52/40	0.83	1.83	4.37	-2.45		1.92	24.00	Pass
HE20	MCS0	2	6875	106/54	4.56	5.40	8.01	-2.45		5.56	24.00	Pass
HE80	MCS0	2	6865	Full	12.28	13.55	15.97	-2.45		13.52	24.00	Pass
HE80	MCS0	2	6865	484/66	8.15	9.13	11.68	-2.45		9.23	24.00	Pass
HE160	MCS0	2	6825	Full	12.73	13.83	16.33	-2.45		13.88	24.00	Pass
HE160	MCS0	2	6825	996/S67	9.93	11.93	14.05	-2.45		11.60	24.00	Pass

Report Number : FR110703I

TEST RESULTS DATA
EIRP Power Spectral Density

FCC Band VII MIMO												
Mod.	Data Rate	NTX	Freq. (MHz)	RU Config.	Conducted Power Density (dBm/MHz)			DG (dBi)		EIRP Power Density (dBm/MHz)	EIRP Power Density Limit (dBm)	Pass /Fail
					Ant 11	Ant 8	SUM	Ant 11	Ant 8	SUM		
HE20	MCS0	2	6535	Full			-0.49	-1.25		-1.74	-1.00	Pass
HE20	MCS0	2	6535	26/0			-0.93	-1.25		-2.18	-1.00	Pass
HE20	MCS0	2	6535	52/37			-0.57	-1.25		-1.83	-1.00	Pass
HE20	MCS0	2	6535	106/53			-0.58	-1.25		-1.83	-1.00	Pass
HE20	MCS0	2	6695	Full			-0.43	-1.25		-1.68	-1.00	Pass
HE20	MCS0	2	6695	26/4			-0.46	-1.25		-1.71	-1.00	Pass
HE20	MCS0	2	6695	52/38			-0.53	-1.25		-1.78	-1.00	Pass
HE20	MCS0	2	6695	106/53			-0.90	-1.25		-2.15	-1.00	Pass
HE40	MCS0	2	6565	Full			-0.52	-1.25		-1.78	-1.00	Pass
HE40	MCS0	2	6565	242/61			-0.78	-1.25		-2.03	-1.00	Pass
HE40	MCS0	2	6685	Full			-0.36	-1.25		-1.62	-1.00	Pass
HE40	MCS0	2	6685	242/61			-0.55	-1.25		-1.81	-1.00	Pass
HE40	MCS0	2	6845	Full			-0.44	-1.25		-1.69	-1.00	Pass
HE40	MCS0	2	6845	242/62			-0.90	-1.25		-2.15	-1.00	Pass
HE80	MCS0	2	6625	Full			-0.63	-1.25		-1.89	-1.00	Pass
HE80	MCS0	2	6625	484/65			-0.67	-1.25		-1.92	-1.00	Pass
HE80	MCS0	2	6705	Full			-0.33	-1.25		-1.58	-1.00	Pass
HE80	MCS0	2	6705	484/65			-0.54	-1.25		-1.79	-1.00	Pass
HE160	MCS0	2	6665	Full			-4.18	-1.25		-5.43	-1.00	Pass
HE160	MCS0	2	6665	996/67			-4.19	-1.25		-5.44	-1.00	Pass

FCC Band VII straddle channel MIMO												
Mod.	Data Rate	NTX	Freq. (MHz)	RU Config.	Conducted Power Density (dBm/MHz)			DG (dBi)		EIRP Power Density (dBm/MHz)	EIRP Power Density Limit (dBm)	Pass /Fail
					Ant 11	Ant 8	SUM	Ant 11	Ant 8	SUM		
HE20	MCS0	2	6875	Full			-0.46	-1.25		-1.71	-1.00	Pass
HE20	MCS0	2	6875	26/8			-0.93	-1.25		-2.18	-1.00	Pass
HE20	MCS0	2	6875	52/40			-0.56	-1.25		-1.81	-1.00	Pass
HE20	MCS0	2	6875	106/54			-0.49	-1.25		-1.75	-1.00	Pass
HE80	MCS0	2	6865	Full			-1.92	-1.25		-3.17	-1.00	Pass
HE80	MCS0	2	6865	484/66			-2.04	-1.25		-3.29	-1.00	Pass
HE160	MCS0	2	6825	Full			-3.04	-1.25		-4.29	-1.00	Pass
HE160	MCS0	2	6825	996/S67			-3.36	-1.25		-4.61	-1.00	Pass

TEST RESULTS DATA
26dB EBW and 99% OBW

Band VIII MIMO									
Mod.	Data Rate	NTX	Freq. (MHz)	RU Config.	99% Bandwidth (MHz)		26 dB Bandwidth (MHz)		Note
					Ant 11	Ant 8	Ant 11	Ant 8	
HE20	MCS0	2	6895	Full	18.98	18.98	22.79	22.84	
HE20	MCS0	2	6995	Full	18.98	18.98	22.59	22.39	
HE20	MCS0	2	7095	Full	18.98	18.98	22.49	22.64	
HE40	MCS0	2	6965	Full	38.06	38.06	41.49	41.65	
HE40	MCS0	2	7085	Full	37.86	37.96	41.29	41.65	
HE80	MCS0	2	6945	Full	78.28	78.28	82.88	82.36	
HE80	MCS0	2	7025	Full	78.40	78.28	82.04	82.16	
HE160	MCS0	2	6985	Full	156.80	157.04	164.40	163.76	

Band VIII straddle channel MIMO													
Mod.	Data Rate	NTX	Freq. (MHz)	RU Config.	26 dB In U-NII-7 Bandwidth (MHz)		26 dB In U-NII-8 Bandwidth (MHz)		99% OBW In U-NII-7 Bandwidth (MHz)		99% OBW In U-NII-8 Bandwidth (MHz)		Note
					Ant 11	Ant 8	Ant 11	Ant 8	Ant 11	Ant 8	Ant 11	Ant 8	
HE40	MCS0	2	6885	Full	10.68	10.86	30.52	30.88	9.08	9.08	28.98	28.98	

TEST RESULTS DATA
EIRP Power Table

Band VIII MIMO												
Mod.	Data Rate	NTX	Freq. (MHz)	RU Config.	Conducted Power with duty factor (dBm)			DG (dBi)		EIRP Power (dBm)	EIRP Power Limit (dBm)	Pass /Fail
					Ant 11	Ant 8	SUM	Ant 11	Ant 8	SUM		
HE20	MCS0	2	6895	Full	6.35	7.06	9.73	-2.56		7.17	24.00	Pass
HE20	MCS0	2	6895	26/0	-1.70	-0.90	1.73	-2.56		-0.83	24.00	Pass
HE20	MCS0	2	6895	52/37	0.93	1.81	4.40	-2.56		1.84	24.00	Pass
HE20	MCS0	2	6895	106/53	3.50	3.77	6.65	-2.56		4.09	24.00	Pass
HE20	MCS0	2	6995	Full	5.90	7.73	9.92	-2.56		7.36	24.00	Pass
HE20	MCS0	2	6995	26/4	-1.12	0.25	2.63	-2.56		0.07	24.00	Pass
HE20	MCS0	2	6995	52/38	0.15	1.95	4.15	-2.56		1.59	24.00	Pass
HE20	MCS0	2	6995	106/53	3.78	4.30	7.06	-2.56		4.50	24.00	Pass
HE20	MCS0	2	7095	Full	7.51	9.20	11.45	-2.56		8.89	24.00	Pass
HE20	MCS0	2	7095	26/8	-1.60	-0.18	2.18	-2.56		-0.38	24.00	Pass
HE20	MCS0	2	7095	52/40	0.59	1.81	4.25	-2.56		1.69	24.00	Pass
HE20	MCS0	2	7095	106/54	3.40	5.70	7.71	-2.56		5.15	24.00	Pass
HE40	MCS0	2	6965	Full	9.68	10.90	13.34	-2.56		10.78	24.00	Pass
HE40	MCS0	2	6965	242/62	6.51	7.95	10.30	-2.56		7.74	24.00	Pass
HE40	MCS0	2	7085	Full	10.50	11.90	14.27	-2.56		11.71	24.00	Pass
HE40	MCS0	2	7085	242/62	6.85	9.04	11.09	-2.56		8.53	24.00	Pass
HE80	MCS0	2	6945	Full	10.78	12.37	14.66	-2.56		12.10	24.00	Pass
HE80	MCS0	2	6945	484/65	8.00	9.32	11.72	-2.56		9.16	24.00	Pass
HE80	MCS0	2	7025	Full	10.50	12.57	14.67	-2.56		12.11	24.00	Pass
HE80	MCS0	2	7025	484/66	8.39	10.20	12.40	-2.56		9.84	24.00	Pass
HE160	MCS0	2	6985	Full	10.60	12.52	14.68	-2.56		12.12	24.00	Pass
HE160	MCS0	2	6985	996/67	7.40	9.62	11.66	-2.56		9.10	24.00	Pass
HE160	MCS0	2	6985	996/S67	7.87	10.17	12.18	-2.56		9.62	24.00	Pass

FCC Band VIII straddle channel MIMO												
Mod.	Data Rate	NTX	Freq. (MHz)	RU Config.	Conducted Power with duty factor (dBm)			DG (dBi)		EIRP Power (dBm)	EIRP Power Limit (dBm)	Pass /Fail
					Ant 11	Ant 8	SUM	Ant 11	Ant 8	SUM		
HE40	MCS0	2	6885	Full	9.50	11.30	13.50	-2.56		10.94	24.00	Pass
HE40	MCS0	2	6885	242/61	7.60	8.17	10.90	-2.56		8.34	24.00	Pass

Report Number : FR110703I

TEST RESULTS DATA
EIRP Power Spectral Density

FCC Band VIII MIMO												
Mod.	Data Rate	NTX	Freq. (MHz)	RU Config.	Conducted Power Density (dBm/MHz)			DG (dBi)		EIRP Power Density (dBm/MHz)	EIRP Power Density Limit (dBm)	Pass /Fail
					Ant 11	Ant 8	SUM	Ant 11	Ant 8	SUM		
HE20	MCS0	2	6895	Full			-0.35	-1.59		-1.94	-1.00	Pass
HE20	MCS0	2	6895	26/0			-0.60	-1.59		-2.19	-1.00	Pass
HE20	MCS0	2	6895	52/37			-0.38	-1.59		-1.96	-1.00	Pass
HE20	MCS0	2	6895	106/53			-0.44	-1.59		-2.02	-1.00	Pass
HE20	MCS0	2	6995	Full			-0.24	-1.59		-1.82	-1.00	Pass
HE20	MCS0	2	6995	26/4			-0.34	-1.59		-1.93	-1.00	Pass
HE20	MCS0	2	6995	52/38			-0.51	-1.59		-2.10	-1.00	Pass
HE20	MCS0	2	6995	106/53			-0.61	-1.59		-2.20	-1.00	Pass
HE20	MCS0	2	7095	Full			-0.24	-1.59		-1.82	-1.00	Pass
HE20	MCS0	2	7095	26/8			-0.40	-1.59		-1.99	-1.00	Pass
HE20	MCS0	2	7095	52/40			-0.49	-1.59		-2.07	-1.00	Pass
HE20	MCS0	2	7095	106/54			-0.30	-1.59		-1.89	-1.00	Pass
HE40	MCS0	2	6965	Full			-0.28	-1.59		-1.87	-1.00	Pass
HE40	MCS0	2	6965	242/62			-0.36	-1.59		-1.94	-1.00	Pass
HE40	MCS0	2	7085	Full			0.06	-1.59		-1.53	-1.00	Pass
HE40	MCS0	2	7085	242/62			-0.02	-1.59		-1.61	-1.00	Pass
HE80	MCS0	2	6945	Full			-2.08	-1.59		-3.66	-1.00	Pass
HE80	MCS0	2	6945	484/65			-2.45	-1.59		-4.04	-1.00	Pass
HE80	MCS0	2	7025	Full			-1.79	-1.59		-3.38	-1.00	Pass
HE80	MCS0	2	7025	484/66			-2.02	-1.59		-3.60	-1.00	Pass
HE160	MCS0	2	6985	Full			-5.15	-1.59		-6.74	-1.00	Pass
HE160	MCS0	2	6985	996/67			-5.19	-1.59		-6.77	-1.00	Pass
HE160	MCS0	2	6985	996/S67			-5.23	-1.59		-6.82	-1.00	Pass

FCC Band VIII straddle channel MIMO												
Mod.	Data Rate	NTX	Freq. (MHz)	RU Config.	Conducted Power Density (dBm/MHz)			DG (dBi)		EIRP Power Density (dBm/MHz)	EIRP Power Density Limit (dBm)	Pass /Fail
					Ant 11	Ant 8	SUM	Ant 11	Ant 8	SUM		
HE40	MCS0	2	6885	Full			-0.33	-1.59		-1.91	-1.00	Pass
HE40	MCS0	2	6885	242/61			-0.41	-1.59		-2.00	-1.00	Pass

Appendix B. AC Conducted Emission Test Results

Test Engineer :	Tom Lee	**Temperature :**	23~26℃
		Relative Humidity :	40~50%

EUT Information

Report NO :	110703
Test Mode :	Mode 1
Test Voltage :	120Vac/60Hz
Phase :	Line

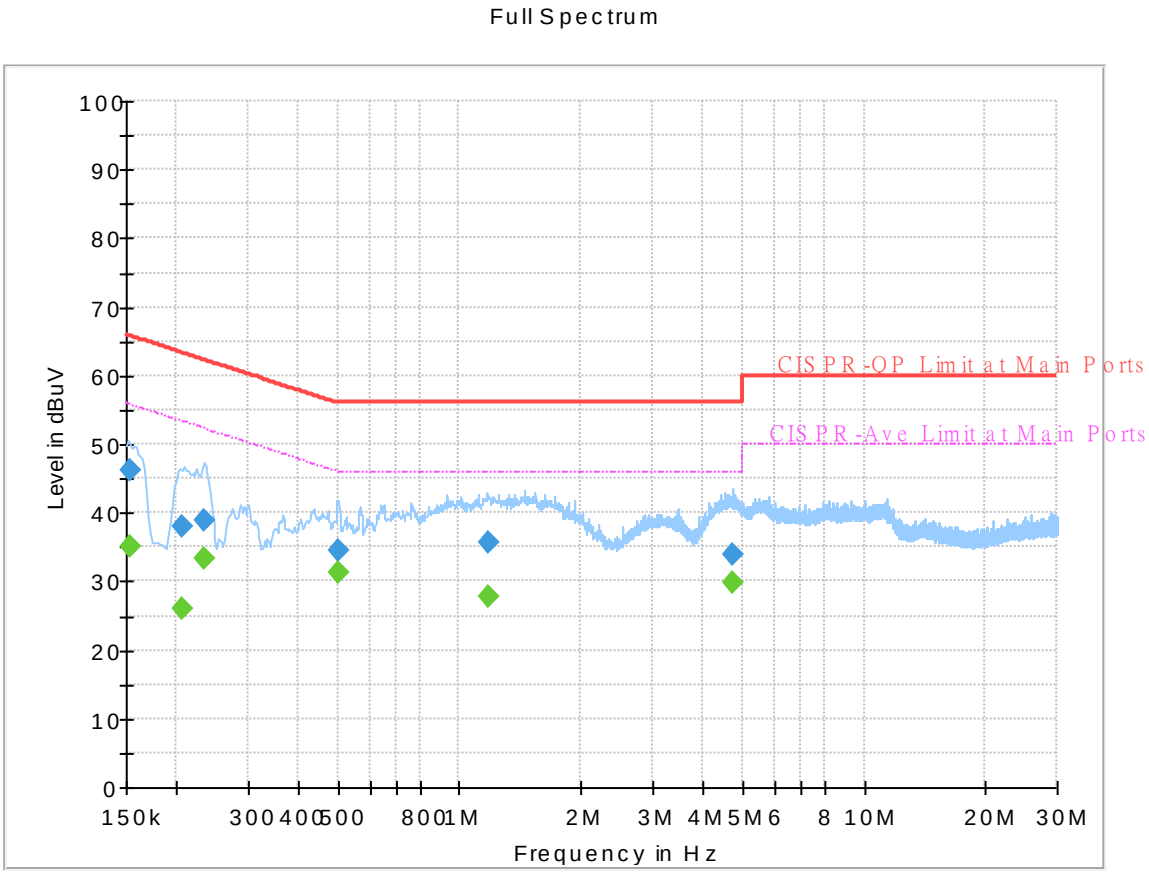

Final_Result

Frequency (MHz)	QuasiPeak (dBuV)	CAverage (dBuV)	Limit (dBuV)	Margin (dB)	Line	Filter	Corr. (dB)
0.153443	---	34.99	55.81	20.82	L1	OFF	19.7
0.153443	46.21	---	65.81	19.60	L1	OFF	19.7
0.206880	---	26.15	53.33	27.18	L1	OFF	19.7
0.206880	38.09	---	63.33	25.24	L1	OFF	19.7
0.233700	---	33.41	52.32	18.91	L1	OFF	19.7
0.233700	39.03	---	62.32	23.29	L1	OFF	19.7
0.502890	---	31.32	46.00	14.68	L1	OFF	19.9
0.502890	34.62	---	56.00	21.38	L1	OFF	19.9
1.176000	---	27.66	46.00	18.34	L1	OFF	20.3
1.176000	35.68	---	56.00	20.32	L1	OFF	20.3
4.722000	---	29.80	46.00	16.20	L1	OFF	20.1
4.722000	33.85	---	56.00	22.15	L1	OFF	20.1

EUT Information

Report NO :	110703
Test Mode :	Mode 1
Test Voltage :	120Vac/60Hz
Phase :	Neutral

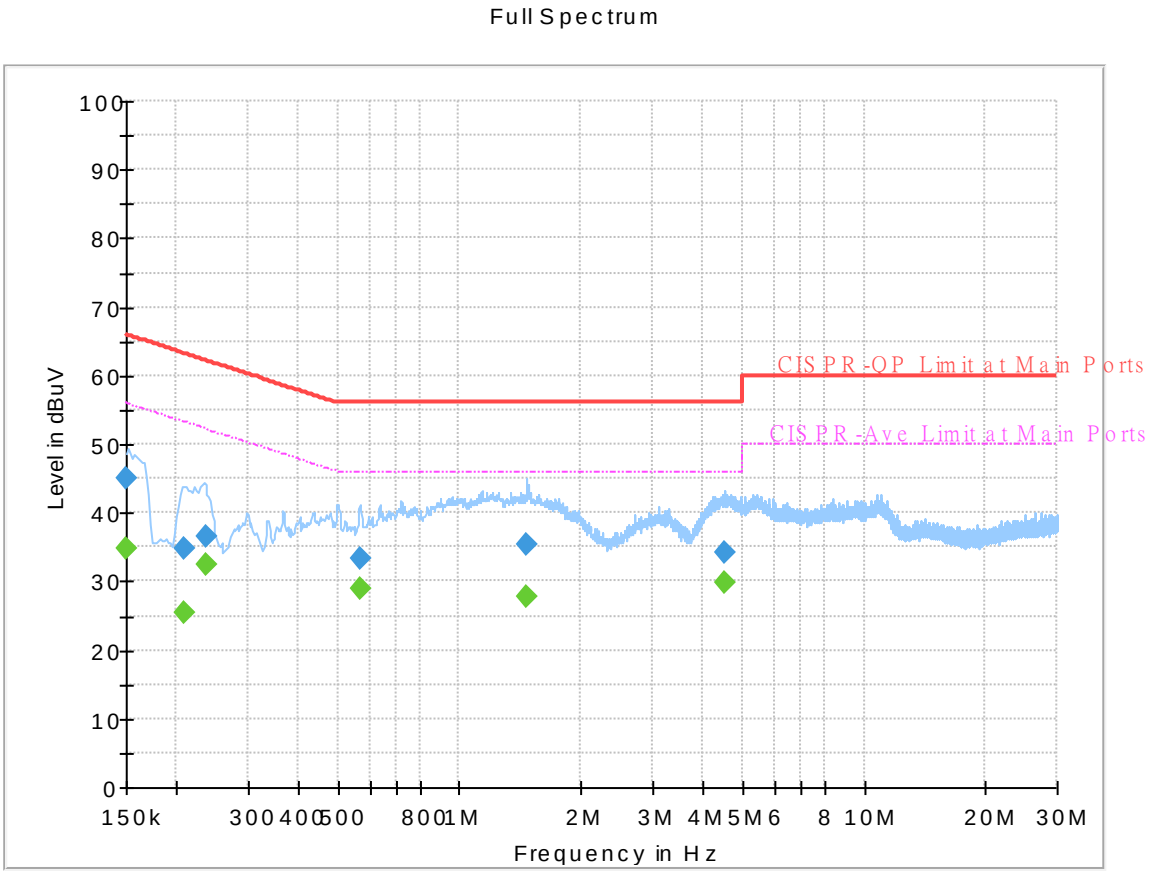

Final_Result

Frequency (MHz)	QuasiPeak (dBuV)	CAverage (dBuV)	Limit (dBuV)	Margin (dB)	Line	Filter	Corr. (dB)
0.150000	---	34.79	56.00	21.21	N	OFF	19.7
0.150000	44.92	---	66.00	21.08	N	OFF	19.7
0.208500	---	25.45	53.27	27.82	N	OFF	19.7
0.208500	34.81	---	63.27	28.46	N	OFF	19.7
0.235320	---	32.56	52.26	19.70	N	OFF	19.7
0.235320	36.67	---	62.26	25.59	N	OFF	19.7
0.569850	---	29.09	46.00	16.91	N	OFF	20.0
0.569850	33.30	---	56.00	22.70	N	OFF	20.0
1.459500	---	27.73	46.00	18.27	N	OFF	20.3
1.459500	35.27	---	56.00	20.73	N	OFF	20.3
4.537500	---	29.97	46.00	16.03	N	OFF	20.1
4.537500	34.29	---	56.00	21.71	N	OFF	20.1

Appendix C. Radiated Spurious Emission

Test Engineer :	Bill Cheng, Fu Chen, and Troye Hsieh	Temperature :	18.8~24.0°C
		Relative Humidity :	33.2~66.1%

Band 5 - 5925~6425MHz

WIFI 802.11ax HEW20 Full (Band Edge @ 3m)

WIFI Ant. 11+8	Note	Frequency (MHz)	Level (dBμV/m)	Over Limit (dB)	Limit Line (dBμV/m)	Read Level (dBμV)	Antenna Factor (dB/m)	Path Loss (dB)	Preamp Factor (dB)	Ant Pos (cm)	Table Pos (deg)	Peak Avg. (P/A)	Pol. (H/V)
802.11ax HEW20 Full CH 1 5955MHz		5924.96	56.07	-32.13	88.2	45.84	32.4	10.73	32.9	100	245	P	H
		5924.96	45.1	-23.1	68.2	34.87	32.4	10.73	32.9	100	245	A	H
	*	5955	110.5	-	-	100.22	32.4	10.78	32.9	100	245	P	H
	*	5955	100.31	-	-	90.03	32.4	10.78	32.9	100	245	A	H
													H
													H
		5922.86	52.05	-36.15	88.2	41.82	32.4	10.73	32.9	367	62	P	V
		5924.96	42.57	-25.63	68.2	32.34	32.4	10.73	32.9	367	62	A	V
	*	5955	105.05	-	-	94.77	32.4	10.78	32.9	367	62	P	V
	*	5955	95.85	-	-	85.57	32.4	10.78	32.9	367	62	A	V
													V
													V
802.11ax HEW20 Full CH 45 6175MHz	*	6175	109.97	-	-	99.23	32.85	10.94	33.05	104	114	P	H
	*	6175	99.91	-	-	89.17	32.85	10.94	33.05	104	114	A	H
													H
													H
													H
													H
	*	6175	105.45	-	-	94.71	32.85	10.94	33.05	310	67	P	V
	*	6175	95.93	-	-	85.19	32.85	10.94	33.05	310	67	A	V
													V
													V
													V
													V

	*	6415	110.93	-	-	99.38	33.66	11.15	33.26	104	114	P	H
	*	6415	100.68	-	-	89.13	33.66	11.15	33.26	104	114	A	H
													H
													H
802.11ax													H
HEW20 Full													H
CH 93	*	6415	105.51	-	-	93.96	33.66	11.15	33.26	310	67	P	V
6415MHz	*	6415	95.6	-	-	84.05	33.66	11.15	33.26	310	67	A	V
													V
													V
													V
													V
Remark	1. No other spurious found. 2. All results are PASS against Peak and Average limit line.												

Band 5 5925~6425MHz

WIFI 802.11ax HEW20 Full (Harmonic @ 3m)

WIFI Ant. 11+8	Note	Frequency (MHz)	Level (dBμV/m)	Over Limit (dB)	Limit Line (dBμV/m)	Read Level (dBμV)	Antenna Factor (dB/m)	Path Loss (dB)	Preamp Factor (dB)	Ant Pos (cm)	Table Pos (deg)	Peak Avg. (P/A)	Pol. (H/V)
802.11ax HEW20 Full CH 1 5955MHz		11910	48.02	-25.98	74	57.53	38.63	18.07	66.21	100	0	P	H
		17865	54.01	-19.99	74	50.98	44.63	23.71	65.31	100	0	P	H
		17865	45.65	-8.35	54	42.62	44.63	23.71	65.31	100	0	A	H
													H
		11910	47.8	-26.2	74	57.31	38.63	18.07	66.21	100	0	P	V
		17865	54.54	-19.46	74	51.51	44.63	23.71	65.31	100	0	P	V
		17865	46.63	-7.37	54	43.6	44.63	23.71	65.31	100	0	A	V
													V
802.11ax HEW20 Full CH 45 6175MHz		12350	45.57	-28.43	74	54.56	38.6	18.35	65.94	100	0	P	H
		18525	35.86	-38.14	74	56.49	38.35	-3.59	55.39	100	0	P	H
													H
													H
		12350	46.51	-27.49	74	55.5	38.6	18.35	65.94	100	0	P	V
		18525	36.02	-37.98	74	56.65	38.35	-3.59	55.39	100	0	P	V
													V
													V
802.11ax HEW20 Full CH 93 6415MHz		12830	47.39	-40.81	88.2	55.12	39.37	18.62	65.72	100	0	P	H
		19245	32.36	-41.64	74	53.05	38.01	-3.65	55.05	100	0	P	H
													H
													H
		12832	48.09	-40.11	88.2	55.82	39.37	18.62	65.72	100	0	P	V
		19245	33.43	-40.57	74	54.12	38.01	-3.65	55.05	100	0	P	V
													V
													V
Remark	1. No other spurious found. 2. All results are PASS against Peak and Average limit line.												

Band 5 5925~6425MHz

WIFI 802.11ax HEW20 Partial 106 (Band Edge @ 3m)

WIFI Ant. 11+8	Note	Frequency (MHz)	Level (dBμV/m)	Over Limit (dB)	Limit Line (dBμV/m)	Read Level (dBμV)	Antenna Factor (dB/m)	Path Loss (dB)	Preamp Factor (dB)	Ant Pos (cm)	Table Pos (deg)	Peak Avg. (P/A)	Pol. (H/V)
802.11ax HEW20 Partial 106/53 CH 1 5955MHz		5924.96	56.07	-32.13	88.2	45.84	32.4	10.73	32.9	100	245	P	H
		5924.96	45.1	-23.1	68.2	34.87	32.4	10.73	32.9	100	245	A	H
	*	5955	110.5	-	-	100.22	32.4	10.78	32.9	100	245	P	H
	*	5955	100.31	-	-	90.03	32.4	10.78	32.9	100	245	A	H
													H
													H
		5922.86	52.05	-36.15	88.2	41.82	32.4	10.73	32.9	367	62	P	V
		5924.96	42.57	-25.63	68.2	32.34	32.4	10.73	32.9	367	62	A	V
	*	5955	105.05	-	-	94.77	32.4	10.78	32.9	367	62	P	V
	*	5955	95.85	-	-	85.57	32.4	10.78	32.9	367	62	A	V
													V
													V
Remark	1. No other spurious found. 2. All results are PASS against Peak and Average limit line.												

Band 5 5925~6425MHz

WIFI 802.11ax HEW40 Full (Band Edge @ 3m)

WIFI Ant. 11+8	Note	Frequency (MHz)	Level (dBμV/m)	Over Limit (dB)	Limit Line (dBμV/m)	Read Level (dBμV)	Antenna Factor (dB/m)	Path Loss (dB)	Preamp Factor (dB)	Ant Pos (cm)	Table Pos (deg)	Peak Avg. (P/A)	Pol. (H/V)
802.11ax HEW40 Full CH 3 5965MHz		5924.7	53.86	-34.34	88.2	43.63	32.4	10.73	32.9	100	244	P	H
		5925	44.53	-23.67	68.2	34.29	32.4	10.74	32.9	100	244	A	H
	*	5965	105.24	-	-	94.95	32.4	10.79	32.9	100	244	P	H
	*	5965	95.37	-	-	85.08	32.4	10.79	32.9	100	244	A	H
													H
													H
		5834.88	50.83	-37.37	88.2	40.9	32.24	10.61	32.92	364	63	P	V
		5925	41.73	-26.47	68.2	31.49	32.4	10.74	32.9	364	63	A	V
	*	5965	99.21	-	-	88.92	32.4	10.79	32.9	364	63	P	V
	*	5965	90.24	-	-	79.95	32.4	10.79	32.9	364	63	A	V
													V
													V
802.11ax HEW40 Full CH 43 6165MHz	*	6165	104.72	-	-	94.03	32.79	10.94	33.04	104	114	P	H
	*	6165	94.63	-	-	83.94	32.79	10.94	33.04	104	114	A	H
													H
													H
													H
													H
	*	6165	100.75	-	-	90.06	32.79	10.94	33.04	310	67	P	V
	*	6165	90.62	-	-	79.93	32.79	10.94	33.04	310	67	A	V
													V
													V
													V
													V

802.11ax HEW20 Full CH 91 6405MHz	*	6405	104.51	-	-	93.01	33.62	11.13	33.25	104	114	P	H
	*	6405	95.32	-	-	83.82	33.62	11.13	33.25	104	114	A	H
													H
													H
													H
													H
	*	6405	100.12	-	-	88.62	33.62	11.13	33.25	310	67	P	V
	*	6405	90.55	-	-	79.05	33.62	11.13	33.25	310	67	A	V
													V
													V
													V
													V
Remark	1. No other spurious found. 2. All results are PASS against Peak and Average limit line.												

Band 5 5925~6425MHz

WIFI 802.11ax HEW40 Full (Harmonic @ 3m)

WIFI Ant. 11+8	Note	Frequency (MHz)	Level (dBμV/m)	Over Limit (dB)	Limit Line (dBμV/m)	Read Level (dBμV)	Antenna Factor (dB/m)	Path Loss (dB)	Preamp Factor (dB)	Ant Pos (cm)	Table Pos (deg)	Peak Avg. (P/A)	Pol. (H/V)
802.11ax HEW40 Full CH 3 5965MHz		11930	45.91	-28.09	74	55.34	38.69	18.09	66.21	100	0	P	H
		17895	55.82	-18.18	74	52.03	45.29	23.76	65.26	100	0	P	H
		17895	47.31	-6.69	54	43.52	45.29	23.76	65.26	100	0	A	H
													H
		11930	46.17	-27.83	74	55.6	38.69	18.09	66.21	100	0	P	V
		17895	55.43	-18.57	74	51.64	45.29	23.76	65.26	100	0	P	V
		17895	47.48	-6.52	54	43.69	45.29	23.76	65.26	100	0	A	V
													V
802.11ax HEW40 Full CH 43 6165MHz		12330	45.55	-28.45	74	54.49	38.68	18.34	65.96	100	0	P	H
		18495	36.83	-37.17	74	57.44	38.39	-3.59	55.41	100	0	P	H
													H
													H
		12330	45.97	-28.03	74	54.91	38.68	18.34	65.96	100	0	P	V
		18495	37.91	-36.09	74	58.52	38.39	-3.59	55.41	100	0	P	V
													V
													V
802.11ax HEW40 Full CH 91 6405MHz		12810	47.47	-40.73	88.2	55.2	39.39	18.56	65.76	100	0	P	H
		19215	31.67	-42.33	74	52.31	38.07	-3.65	55.06	100	0	P	H
													H
													H
		12810	48.17	-40.03	88.2	55.9	39.39	18.56	65.73	100	0	P	V
		19215	31.47	-42.53	74	52.11	38.07	-3.65	55.06	100	0	P	V
													V
													V
Remark	1. No other spurious found. 2. All results are PASS against Peak and Average limit line.												

Band 5 5925~6425MHz

WIFI 802.11ax HEW40 Partial 242 (Band Edge @ 3m)

WIFI Ant. 11+8	Note	Frequency (MHz)	Level (dBμV/m)	Over Limit (dB)	Limit Line (dBμV/m)	Read Level (dBμV)	Antenna Factor (dB/m)	Path Loss (dB)	Preamp Factor (dB)	Ant Pos (cm)	Table Pos (deg)	Peak Avg. (P/A)	Pol. (H/V)
802.11ax HEW40 Partial 242/61 CH 3 5965MHz		5923.98	53.46	-34.74	88.2	43.23	32.4	10.73	32.9	103	113	P	H
		5923.26	44.47	-23.73	68.2	34.24	32.4	10.73	32.9	103	113	A	H
	*	5965	109.59	-	-	99.3	32.4	10.79	32.9	103	113	P	H
	*	5965	101.23	-	-	90.94	32.4	10.79	32.9	103	113	A	H
													H
													H
		5922.72	59.02	-29.18	88.2	48.79	32.4	10.73	32.9	317	65	P	V
		5923.26	41.62	-26.58	68.2	31.39	32.4	10.73	32.9	317	65	A	V
	*	5965	105.67	-	-	95.38	32.4	10.79	32.9	317	65	P	V
	*	5965	96.33	-	-	86.04	32.4	10.79	32.9	317	65	A	V
													V
													V
Remark	1. No other spurious found. 2. All results are PASS against Peak and Average limit line.												

Band 5 5925~6425MHz

WIFI 802.11ax HEW80 Full (Band Edge @ 3m)

WIFI Ant. 11+8	Note	Frequency (MHz)	Level (dBμV/m)	Over Limit (dB)	Limit Line (dBμV/m)	Read Level (dBμV)	Antenna Factor (dB/m)	Path Loss (dB)	Preamp Factor (dB)	Ant Pos (cm)	Table Pos (deg)	Peak Avg. (P/A)	Pol. (H/V)
		5920.04	59.87	-28.33	88.2	49.64	32.4	10.73	32.9	100	243	P	H
		5924.84	49.7	-18.5	68.2	39.47	32.4	10.73	32.9	100	243	A	H
	*	5985	103.03	-	-	92.7	32.4	10.82	32.89	100	243	P	H
	*	5985	93.07	-	-	82.74	32.4	10.82	32.89	100	243	A	H
802.11ax													H
HEW80 Full													H
CH 7		5920.84	54.89	-33.31	88.2	44.66	32.4	10.73	32.9	346	68	P	V
5985MHz		5924.84	44.75	-23.45	68.2	34.52	32.4	10.73	32.9	346	68	A	V
	*	5985	98.94	-	-	88.61	32.4	10.82	32.89	346	68	P	V
	*	5985	89.22	-	-	78.89	32.4	10.82	32.89	346	68	A	V
													V
													V
	*	6145	102.88	-	-	92.29	32.68	10.93	33.02	104	114	P	H
	*	6145	93.08	-	-	82.49	32.68	10.93	33.02	104	114	A	H
													H
													H
802.11ax													H
HEW80 Full													H
CH 39	*	6145	99.54	-	-	88.95	32.68	10.93	33.02	310	67	P	V
6145MHz	*	6145	88.93	-	-	78.34	32.68	10.93	33.02	310	67	A	V
													V
													V
													V
													V

	*	6385	103.56	-	-	92.18	33.51	11.11	33.24	104	114	P	H
	*	6385	93.61	-	-	82.23	33.51	11.11	33.24	104	114	A	H
													H
													H
802.11ax													H
HEW80 Full													H
CH 87	*	6385	98.93	-	-	87.55	33.51	11.11	33.24	310	67	P	V
6385MHz	*	6385	88.98	-	-	77.6	33.51	11.11	33.24	310	67	A	V
													V
													V
													V
													V
Remark	1. No other spurious found. 2. All results are PASS against Peak and Average limit line.												

Band 5 5925~6425MHz

WIFI 802.11ax HEW80 Full (Harmonic @ 3m)

WIFI Ant. 11+8	Note	Frequency (MHz)	Level (dBμV/m)	Over Limit (dB)	Limit Line (dBμV/m)	Read Level (dBμV)	Antenna Factor (dB/m)	Path Loss (dB)	Preamp Factor (dB)	Ant Pos (cm)	Table Pos (deg)	Peak Avg. (P/A)	Pol. (H/V)
802.11ax HEW80 Full CH 7 5985MHz		11970	46.9	-27.1	74	56.17	38.81	18.13	66.21	100	0	P	H
		17955	55.79	-18.21	74	50.6	46.5	23.86	65.17	100	0	P	H
		17955	48.84	-5.16	54	43.65	46.5	23.86	65.17	100	0	A	H
													H
		11970	47	-27	74	56.27	38.81	18.13	66.21	100	0	P	V
		17955	57.01	-16.99	74	51.82	46.5	23.86	65.17	100	0	P	V
		17955	48.45	-5.55	54	43.26	46.5	23.86	65.17	100	0	A	V
													V
802.11ax HEW80 Full CH 39 6145MHz		12290	45.73	-28.27	74	54.59	38.82	18.31	65.99	100	0	P	H
		18435	36.38	-37.62	74	57.16	38.3	-3.61	55.47	100	0	P	H
													H
													H
		12290	45.61	-28.39	74	54.47	38.82	18.31	65.99	100	0	P	V
		18435	36.96	-37.04	74	57.74	38.3	-3.61	55.47	100	0	P	V
													V
													V
802.11ax HEW80 Full CH 87 6385MHz		12770	48.05	-40.15	88.2	55.99	39.22	18.58	65.74	100	0	P	H
		19155	32.9	-41.1	74	53.44	38.19	-3.66	55.07	100	0	P	H
													H
													H
		12770	47.62	-40.58	88.2	55.56	39.22	18.58	65.74	100	0	P	V
		19155	34.29	-39.71	74	54.83	38.19	-3.66	55.07	100	0	P	V
													V
													V
Remark	1. No other spurious found. 2. All results are PASS against Peak and Average limit line.												

Band 5 5925~6425MHz

WIFI 802.11ax HEW80 Partial 484 (Band Edge @ 3m)

WIFI Ant. 11+8	Note	Frequency (MHz)	Level (dBμV/m)	Over Limit (dB)	Limit Line (dBμV/m)	Read Level (dBμV)	Antenna Factor (dB/m)	Path Loss (dB)	Preamp Factor (dB)	Ant Pos (cm)	Table Pos (deg)	Peak Avg. (P/A)	Pol. (H/V)
802.11ax HEW80 Partial 484/65 CH 7 5985MHz		5918.12	67.82	-20.38	88.2	57.59	32.4	10.73	32.9	103	114	P	H
		5923.08	53.82	-14.38	68.2	43.59	32.4	10.73	32.9	103	114	A	H
	*	5985	107.24	-	-	96.91	32.4	10.82	32.89	103	114	P	H
	*	5985	99.13	-	-	88.8	32.4	10.82	32.89	103	114	A	H
													H
													H
		5923.72	62.37	-25.83	88.2	52.14	32.4	10.73	32.9	315	65	P	V
		5921.16	46.81	-21.39	68.2	36.58	32.4	10.73	32.9	315	65	A	V
	*	5985	103.08	-	-	92.75	32.4	10.82	32.89	315	65	P	V
	*	5985	94.49	-	-	84.16	32.4	10.82	32.89	315	65	A	V
													V
													V
Remark	1. No other spurious found. 2. All results are PASS against Peak and Average limit line.												

Band 5 5925~6425MHz

WIFI 802.11ax HEW160 Full (Band Edge @ 3m)

WIFI Ant. 11+8	Note	Frequency (MHz)	Level (dBμV/m)	Over Limit (dB)	Limit Line (dBμV/m)	Read Level (dBμV)	Antenna Factor (dB/m)	Path Loss (dB)	Preamp Factor (dB)	Ant Pos (cm)	Table Pos (deg)	Peak Avg. (P/A)	Pol. (H/V)
802.11ax HEW160 Full CH 15 6025MHz		5912.36	55.97	-32.23	88.2	45.76	32.4	10.72	32.91	100	242	P	H
		5909.48	46.33	-21.87	68.2	36.13	32.4	10.71	32.91	100	242	A	H
	*	6025	97.86	-	-	87.51	32.4	10.86	32.91	100	242	P	H
	*	6025	87.94	-	-	77.59	32.4	10.86	32.91	100	242	A	H
													H
													H
		5897.64	52.79	-35.41	88.2	42.6	32.4	10.7	32.91	325	60	P	V
		5921.32	42.75	-25.45	68.2	32.52	32.4	10.73	32.9	325	60	A	V
	*	6025	94.41	-	-	84.06	32.4	10.86	32.91	325	60	P	V
	*	6025	83.83	-	-	73.48	32.4	10.86	32.91	325	60	A	V
													V
													V
802.11ax HEW160 Full CH 47 6185MHz	*	6185	98.67	-	-	87.87	32.91	10.95	33.06	104	114	P	H
	*	6185	88.32	-	-	77.52	32.91	10.95	33.06	104	114	A	H
													H
													H
													H
													H
	*	6185	94.31	-	-	83.51	32.91	10.95	33.06	310	67	P	V
	*	6185	84.14	-	-	73.34	32.91	10.95	33.06	310	67	A	V
													V
													V
													V
													V

802.11ax HEW160 Full CH 79 6345MHz	*	6345	97.34	-	-	86.18	33.28	11.08	33.2	104	114	P	H
	*	6345	88.15	-	-	76.99	33.28	11.08	33.2	104	114	A	H
													H
													H
													H
													H
	*	6345	93.76	-	-	82.6	33.28	11.08	33.2	310	67	P	V
	*	6345	83.9	-	-	72.74	33.28	11.08	33.2	310	67	A	V
													V
													V
													V
													V
Remark	1. No other spurious found. 2. All results are PASS against Peak and Average limit line.												

Band 5 5925~6425MHz

WIFI 802.11ax HEW160 Full (Harmonic @ 3m)

WIFI Ant. 11+8	Note	Frequency (MHz)	Level (dBμV/m)	Over Limit (dB)	Limit Line (dBμV/m)	Read Level (dBμV)	Antenna Factor (dB/m)	Path Loss (dB)	Preamp Factor (dB)	Ant Pos (cm)	Table Pos (deg)	Peak Avg. (P/A)	Pol. (H/V)
802.11ax HEW160 Full CH 15 6025MHz		12050	46.49	-27.51	74	55.57	38.9	18.19	66.17	100	0	P	H
		18075	36.38	-37.62	74	58	37.93	-3.72	55.83	100	0	P	H
													H
													H
		12050	46.48	-27.52	74	55.56	38.9	18.19	66.17	100	0	P	V
		18075	36.74	-37.26	74	58.36	37.93	-3.72	55.83	100	0	P	V
													V
													V
802.11ax HEW160 Full CH 47 6185MHz		12370	46.54	-27.46	74	55.59	38.52	18.36	65.93	100	0	P	H
		18555	36.26	-37.74	74	56.94	38.29	-3.6	55.37	100	0	P	H
													H
													H
		12370	45.19	-28.81	74	54.24	38.52	18.36	65.93	100	0	P	V
		18555	36.96	-37.04	74	57.64	38.29	-3.6	55.37	100	0	P	V
													V
													V
802.11ax HEW160 Full CH 79 6345MHz		12690	47.02	-26.98	74	55.45	38.8	18.54	65.77	100	0	P	H
		19035	33.15	-40.85	74	53.48	38.43	-3.67	55.09	100	0	P	H
													H
													H
		12690	46.95	-27.05	74	55.38	38.8	18.54	65.77	100	0	P	V
		19035	33.13	-40.87	74	53.46	38.43	-3.67	55.09	100	0	P	V
													V
													V
Remark	1. No other spurious found. 2. All results are PASS against Peak and Average limit line.												

Band 5 5925~6425MHz

WIFI 802.11ax HEW160 Partial 996 (Band Edge @ 3m)

WIFI Ant. 11+8	Note	Frequency (MHz)	Level (dBμV/m)	Over Limit (dB)	Limit Line (dBμV/m)	Read Level (dBμV)	Antenna Factor (dB/m)	Path Loss (dB)	Preamp Factor (dB)	Ant Pos (cm)	Table Pos (deg)	Peak Avg. (P/A)	Pol. (H/V)
802.11ax HEW160 Partial 996/67 CH 15 6025MHz		5896.68	71.12	-17.08	88.2	60.94	32.39	10.7	32.91	102	243	P	H
		5901.8	49.7	-18.5	68.2	39.51	32.4	10.7	32.91	102	243	A	H
	*	6025	102.94	-	-	92.59	32.4	10.86	32.91	102	243	P	H
	*	6025	93.6	-	-	83.25	32.4	10.86	32.91	102	243	A	H
													H
													H
		5903.4	64.34	-23.86	88.2	54.15	32.4	10.7	32.91	330	65	P	V
		5903.08	44.82	-23.38	68.2	34.63	32.4	10.7	32.91	330	65	A	V
	*	6025	97.63	-	-	87.28	32.4	10.86	32.91	330	65	P	V
	*	6025	89.04	-	-	78.69	32.4	10.86	32.91	330	65	A	V
													V
													V
Remark	1. No other spurious found. 2. All results are PASS against Peak and Average limit line.												

Band 6 - 6425~6525MHz

WIFI 802.11ax HEW20 Full (Band Edge @ 3m)

WIFI Ant. 11+8	Note	Frequency (MHz)	Level (dBµV/m)	Over Limit (dB)	Limit Line (dBµV/m)	Read Level (dBµV)	Antenna Factor (dB/m)	Path Loss (dB)	Preamp Factor (dB)	Ant Pos (cm)	Table Pos (deg)	Peak Avg. (P/A)	Pol. (H/V)
	*	6435	111.04	-	-	99.4	33.74	11.18	33.28	100	112	P	H
	*	6435	100.81	-	-	89.17	33.74	11.18	33.28	100	112	A	H
													H
													H
802.11ax													H
HEW20 Full													H
CH 97	*	6435	107.98	-	-	96.34	33.74	11.18	33.28	345	82	P	V
6435MHz	*	6435	96.58	-	-	84.94	33.74	11.18	33.28	345	82	A	V
													V
													V
													V
													V
	*	6475	111.3	-	-	99.42	33.95	11.25	33.32	100	112	P	H
	*	6475	101.44	-	-	89.56	33.95	11.25	33.32	100	112	A	H
													H
													H
802.11ax													H
HEW20 Full													H
CH 105	*	6475	105.89	-	-	94.01	33.95	11.25	33.32	345	82	P	V
6475MHz	*	6475	96.54	-	-	84.66	33.95	11.25	33.32	345	82	A	V
													V
													V
													V
													V

	*	6515	112.06	-	-	99.93	34.16	11.32	33.35	100	112	P	H
	*	6515	101.52	-	-	89.39	34.16	11.32	33.35	100	112	A	H
													H
													H
802.11ax													H
HEW20 Full													H
CH 113	*	6515	107.29	-	-	95.16	34.16	11.32	33.35	345	82	P	V
6515MHz	*	6515	96.68	-	-	84.55	34.16	11.32	33.35	345	82	A	V
													V
													V
													V
													V
Remark	1. No other spurious found. 2. All results are PASS against Peak and Average limit line.												

Band 6 - 6425~6525MHz

WIFI 802. 11ax HEW40 Full (Band Edge @ 3m)

WIFI Ant. 11+8	Note	Frequency (MHz)	Level (dBμV/m)	Over Limit (dB)	Limit Line (dBμV/m)	Read Level (dBμV)	Antenna Factor (dB/m)	Path Loss (dB)	Preamp Factor (dB)	Ant Pos (cm)	Table Pos (deg)	Peak Avg. (P/A)	Pol. (H/V)
	*	6445	106.06	-	-	94.37	33.78	11.2	33.29	100	112	P	H
	*	6445	96.1	-	-	84.41	33.78	11.2	33.29	100	112	A	H
													H
													H
802.11ax													H
HEW40 Full													H
CH 99	*	6445	101.64	-	-	89.95	33.78	11.2	33.29	345	82	P	V
6445MHz	*	6445	92.07	-	-	80.38	33.78	11.2	33.29	345	82	A	V
													V
													V
													V
													V
	*	6485	107.45	-	-	95.5	34.01	11.27	33.33	100	112	P	H
	*	6485	96.81	-	-	84.86	34.01	11.27	33.33	100	112	A	H
													H
													H
802.11ax													H
HEW40 Full													H
CH 107	*	6485	101.27	-	-	89.32	34.01	11.27	33.33	345	82	P	V
6485MHz	*	6485	91.45	-	-	79.5	34.01	11.27	33.33	345	82	A	V
													V
													V
													V
													V

802.11ax HEW40 Full CH 115 6525MHz	*	6525	107.71	-	-	95.52	34.2	11.34	33.35	100	112	P	H
	*	6525	97.14	-	-	84.95	34.2	11.34	33.35	100	112	A	H
													H
													H
													H
													H
	*	6525	101.57	-	-	89.38	34.2	11.34	33.35	345	82	P	V
	*	6525	92.03	-	-	79.84	34.2	11.34	33.35	345	82	A	V
													V
													V
													V
													V
Remark	1. No other spurious found. 2. All results are PASS against Peak and Average limit line.												

Band 6 - 6425~6525MHz

WIFI 802. 11ax HEW40 Full (Harmonic @ 3m)

WIFI Ant. 11+8	Note	Frequency (MHz)	Level (dBμV/m)	Over Limit (dB)	Limit Line (dBμV/m)	Read Level (dBμV)	Antenna Factor (dB/m)	Path Loss (dB)	Preamp Factor (dB)	Ant Pos (cm)	Table Pos (deg)	Peak Avg. (P/A)	Pol. (H/V)
802.11ax HEW40 Full CH 99 6445MHz		12890	47.08	-41.12	88.2	54.83	39.31	18.65	65.71	100	0	P	H
		19335	31.81	-42.19	74	52.65	37.83	-3.64	55.03	100	0	P	H
													H
													H
		12890	46.89	-41.31	88.2	54.64	39.31	18.65	65.71	100	0	P	V
		19335	30.99	-43.01	74	51.83	37.83	-3.64	55.03	100	0	P	V
													V
													V
802.11ax HEW40 Full CH 107 6485MHz		12970	47.04	-41.16	88.2	54.58	39.44	18.7	65.68	100	0	P	H
		19455	30.84	-43.16	74	51.89	37.59	-3.63	55.01	100	0	P	H
													H
													H
		12970	46.78	-41.42	88.2	54.32	39.44	18.7	65.68	100	0	P	V
		19455	31.62	-42.38	74	52.67	37.59	-3.63	55.01	100	0	P	V
													V
													V
802.11ax HEW40 Full CH 115 6525MHz		13050	47.71	-40.49	88.2	55.12	39.5	18.76	65.67	100	0	P	H
		19575	34.39	-39.61	74	55.35	37.65	-3.62	54.99	100	0	P	H
													H
													H
		13050	47.47	-40.73	88.2	54.88	39.5	18.76	65.67	100	0	P	V
		19575	32.88	-41.12	74	53.84	37.65	-3.62	54.99	100	0	P	V
													V
													V
Remark	1. No other spurious found. 2. All results are PASS against Peak and Average limit line.												

Band 6 - 6425~6525MHz

WIFI 802. 11ax HEW80 Full (Band Edge @ 3m)

WIFI Ant. 11+8	Note	Frequency (MHz)	Level (dBμV/m)	Over Limit (dB)	Limit Line (dBμV/m)	Read Level (dBμV)	Antenna Factor (dB/m)	Path Loss (dB)	Preamp Factor (dB)	Ant Pos (cm)	Table Pos (deg)	Peak Avg. (P/A)	Pol. (H/V)
802.11ax HEW80 Full CH 103 6465MHz	*	6465	98.72	-	-	86.91	33.89	11.23	33.31	100	112	P	H
	*	6465	87.51	-	-	75.7	33.89	11.23	33.31	100	112	A	H
													H
													H
													H
													H
	*	6465	96.14	-	-	84.33	33.89	11.23	33.31	345	82	P	V
	*	6465	86.93	-	-	75.12	33.89	11.23	33.31	345	82	A	V
													V
													V
													V
													V
802.11ax HEW80 Full CH 119 6545MHz	*	6545	95.46	-	-	83.17	34.28	11.37	33.36	100	112	P	H
	*	6545	85.63	-	-	73.34	34.28	11.37	33.36	100	112	A	H
													H
													H
													H
													H
	*	6545	95.47	-	-	83.18	34.28	11.37	33.36	345	82	P	V
	*	6545	84.86	-	-	72.57	34.28	11.37	33.36	345	82	A	V
													V
													V
													V
													V
Remark	1. No other spurious found. 2. All results are PASS against Peak and Average limit line.												

Band 6 - 6425~6525MHz

WIFI 802. 11ax HEW80 Full (Harmonic @ 3m)

WIFI Ant. 11+8	Note	Frequency (MHz)	Level (dBμV/m)	Over Limit (dB)	Limit Line (dBμV/m)	Read Level (dBμV)	Antenna Factor (dB/m)	Path Loss (dB)	Preamp Factor (dB)	Ant Pos (cm)	Table Pos (deg)	Peak Avg. (P/A)	Pol. (H/V)
802.11ax HEW80 Full CH 103 6465MHz		12930	48.12	-40.08	88.2	55.78	39.36	18.67	65.69	100	0	P	H
		19395	30.88	-43.12	74	51.83	37.71	-3.64	55.02	100	0	P	H
													H
													H
		12930	48.55	-39.65	88.2	56.21	39.36	18.67	65.69	100	0	P	V
		19395	30.56	-43.44	74	51.51	37.71	-3.64	55.02	100	0	P	V
													V
													V
802.11ax HEW80 Full CH 119 6545MHz		13090	46.79	-41.41	88.2	54.16	39.5	18.8	65.67	100	0	P	H
		19635	32.17	-41.83	74	52.97	37.77	-3.6	54.97	100	0	P	H
													H
													H
		13090	47.43	-40.77	88.2	54.8	39.5	18.8	65.67	100	0	P	V
		19635	33.52	-40.48	74	54.32	37.77	-3.6	54.97	100	0	P	V
													V
													V
Remark	1. No other spurious found. 2. All results are PASS against Peak and Average limit line.												

Band 6 - 6425~6525MHz

WIFI 802. 11ax HEW160 Full (Band Edge @ 3m)

WIFI Ant. 11+8	Note	Frequency (MHz)	Level (dBμV/m)	Over Limit (dB)	Limit Line (dBμV/m)	Read Level (dBμV)	Antenna Factor (dB/m)	Path Loss (dB)	Preamp Factor (dB)	Ant Pos (cm)	Table Pos (deg)	Peak Avg. (P/A)	Pol. (H/V)
802.11ax HEW160 Full CH 111 6505MHz	*	6505	92.12	-	-	80.04	34.12	11.3	33.34	100	112	P	H
	*	6505	82.29	-	-	70.21	34.12	11.3	33.34	100	112	A	H
													H
													H
													H
													H
	*	6505	91.34	-	-	79.26	34.12	11.3	33.34	345	82	P	V
	*	6505	81.34	-	-	69.26	34.12	11.3	33.34	345	82	A	V
													V
													V
													V
													V
Remark	1. No other spurious found. 2. All results are PASS against Peak and Average limit line.												

Band 6 - 6425~6525MHz

WIFI 802. 11ax HEW160 Full (Harmonic @ 3m)

WIFI Ant. 11+8	Note	Frequency (MHz)	Level (dBμV/m)	Over Limit (dB)	Limit Line (dBμV/m)	Read Level (dBμV)	Antenna Factor (dB/m)	Path Loss (dB)	Preamp Factor (dB)	Ant Pos (cm)	Table Pos (deg)	Peak Avg. (P/A)	Pol. (H/V)
802.11ax HEW160 Full CH 111 6505MHz		13010	48.13	-40.07	88.2	55.58	39.5	18.72	65.67	100	0	P	H
		19515	31.82	-42.18	74	52.92	37.53	-3.63	55	100	0	P	H
													H
													H
		13010	47.24	-40.96	88.2	54.69	39.5	18.72	65.67	100	0	P	V
		19515	31.8	-42.2	74	52.9	37.53	-3.63	55	100	0	P	V
													V
													V
Remark	1. No other spurious found. 2. All results are PASS against Peak and Average limit line.												

Band 7 - 6525~6875MHz

WIFI 802.11ax HEW20 Full (Band Edge @ 3m)

WIFI Ant. 11+8	Note	Frequency (MHz)	Level (dBμV/m)	Over Limit (dB)	Limit Line (dBμV/m)	Read Level (dBμV)	Antenna Factor (dB/m)	Path Loss (dB)	Preamp Factor (dB)	Ant Pos (cm)	Table Pos (deg)	Peak Avg. (P/A)	Pol. (H/V)
	*	6535	103.73	-	-	91.48	34.24	11.36	33.35	103	266	P	H
	*	6535	92.65	-	-	80.4	34.24	11.36	33.35	103	266	A	H
													H
													H
802.11ax													H
HEW20 Full													H
CH 117	*	6535	104.88	-	-	92.63	34.24	11.36	33.35	100	239	P	V
6535MHz	*	6535	94.54	-	-	82.29	34.24	11.36	33.35	100	239	A	V
													V
													V
													V
													V
	*	6695	98.15	-	-	85.68	34.3	11.59	33.42	400	175	P	H
	*	6695	88.36	-	-	75.89	34.3	11.59	33.42	400	175	A	H
													H
													H
802.11ax													H
HEW20 Full													H
CH 149	*	6695	102.92	-	-	90.45	34.3	11.59	33.42	102	237	P	V
6695MHz	*	6695	94.15	-	-	81.68	34.3	11.59	33.42	102	237	A	V
													V
													V
													V
													V

802.11ax HEW20 Full CH 185 6875MHz	*	6875	98.58	-	-	85.47	34.8	11.81	33.5	400	171	P	H
	*	6875	88.36	-	-	75.25	34.8	11.81	33.5	400	171	A	H
													H
													H
													H
													H
	*	6875	102.88	-	-	89.77	34.8	11.81	33.5	100	241	P	V
	*	6875	93.01	-	-	79.9	34.8	11.81	33.5	100	241	A	V
													V
													V
													V
													V
Remark	1. No other spurious found. 2. All results are PASS against Peak and Average limit line.												

Band 7 - 6525~6875MHz

WIFI 802.11ax HEW20 Full (Harmonic @ 3m)

WIFI Ant. 11+8	Note	Frequency (MHz)	Level (dBμV/m)	Over Limit (dB)	Limit Line (dBμV/m)	Read Level (dBμV)	Antenna Factor (dB/m)	Path Loss (dB)	Preamp Factor (dB)	Ant Pos (cm)	Table Pos (deg)	Peak Avg. (P/A)	Pol. (H/V)
802.11ax HEW20 Full CH 117 6535MHz		13070	47.82	-40.38	88.2	55.21	39.5	18.78	65.67	100	0	P	H
		19605	32.88	-41.12	74	53.76	37.71	-3.61	54.98	100	0	P	H
													H
													H
		13070	46.9	-41.3	88.2	54.29	39.5	18.78	65.67	100	0	P	V
		19605	32.85	-41.15	74	53.73	37.71	-3.61	54.98	100	0	P	V
													V
													V
802.11ax HEW20 Full CH 149 6695MHz		13390	48.13	-25.87	74	54.82	39.86	19.1	65.65	100	0	P	H
		20085	34.43	-39.57	74	54.98	37.87	-3.52	54.9	100	0	P	H
													H
													H
		13390	47.76	-26.24	74	54.45	39.86	19.1	65.65	100	0	P	V
		20085	35.09	-38.91	74	55.64	37.87	-3.52	54.9	100	0	P	V
													V
													V
802.11ax HEW20 Full CH 185 6875MHz		13750	48.39	-39.81	88.2	54.23	40.4	19.45	65.69	100	0	P	H
		20625	35.48	-38.52	74	55.69	38.1	-3.46	54.85	100	0	P	H
													H
													H
		13750	48.82	-39.38	88.2	54.66	40.4	19.45	65.69	100	0	P	V
		20625	35.65	-38.35	74	55.86	38.1	-3.46	54.85	100	0	P	V
													V
													V
Remark	1. No other spurious found. 2. All results are PASS against Peak and Average limit line.												

Band 7 - 6525~6875MHz

WIFI 802.11ax HEW40 Full (Band Edge @ 3m)

WIFI Ant. 11+8	Note	Frequency (MHz)	Level (dBμV/m)	Over Limit (dB)	Limit Line (dBμV/m)	Read Level (dBμV)	Antenna Factor (dB/m)	Path Loss (dB)	Preamp Factor (dB)	Ant Pos (cm)	Table Pos (deg)	Peak Avg. (P/A)	Pol. (H/V)
	*	6565	96.87	-	-	84.53	34.3	11.41	33.37	100	262	P	H
	*	6565	87.04	-	-	74.7	34.3	11.41	33.37	100	262	A	H
													H
													H
802.11ax													H
HEW40 Full													H
CH 123	*	6565	98.53	-	-	86.19	34.3	11.41	33.37	100	239	P	V
6565MHz	*	6565	88.76	-	-	76.42	34.3	11.41	33.37	100	239	A	V
													V
													V
													V
													V
	*	6685	94.51	-	-	82.05	34.3	11.58	33.42	100	293	P	H
	*	6685	84.67	-	-	72.21	34.3	11.58	33.42	100	293	A	H
													H
													H
802.11ax													H
HEW40 Full													H
CH 147	*	6685	100.28	-	-	87.82	34.3	11.58	33.42	100	238	P	V
6685MHz	*	6685	89.65	-	-	77.19	34.3	11.58	33.42	100	238	A	V
													V
													V
													V
													V

802.11ax HEW40 Full CH 179 6845MHz	*	6845	98.61	-	-	85.63	34.68	11.78	33.48	100	294	P	H
	*	6845	88.66	-	-	75.68	34.68	11.78	33.48	100	294	A	H
													H
													H
													H
													H
	*	6845	99.73	-	-	86.75	34.68	11.78	33.48	104	240	P	V
	*	6845	88.26	-	-	75.28	34.68	11.78	33.48	104	240	A	V
													V
													V
													V
													V
Remark	1. No other spurious found. 2. All results are PASS against Peak and Average limit line.												

Band 7 - 6525~6875MHz

WIFI 802.11ax HEW40 Full (Harmonic @ 3m)

WIFI Ant. 11+8	Note	Frequency (MHz)	Level (dBμV/m)	Over Limit (dB)	Limit Line (dBμV/m)	Read Level (dBμV)	Antenna Factor (dB/m)	Path Loss (dB)	Preamp Factor (dB)	Ant Pos (cm)	Table Pos (deg)	Peak Avg. (P/A)	Pol. (H/V)
802.11ax HEW40 Full CH 123 6565MHz		13130	47.52	-40.68	88.2	54.87	39.47	18.84	65.66	100	0	P	H
		19695	32.4	-41.6	74	53.06	37.89	-3.59	54.96	100	0	P	H
													H
													H
		13130	48.06	-40.14	88.2	55.41	39.47	18.84	65.66	100	0	P	V
		19695	32.69	-41.31	74	53.35	37.89	-3.59	54.96	100	0	P	V
													V
													V
802.11ax HEW40 Full CH 147 6685MHz		13370	47.58	-26.42	74	54.38	39.78	19.08	65.66	100	0	P	H
		20055	34.75	-39.25	74	55.3	37.88	-3.53	54.9	100	0	P	H
													H
													H
		13370	47.91	-26.09	74	54.71	39.78	19.08	65.66	100	0	P	V
		20055	34.72	-39.28	74	55.27	37.88	-3.53	54.9	100	0	P	V
													V
													V
802.11ax HEW40 Full CH 179 6845MHz		13690	48.79	-39.41	88.2	54.71	40.37	19.39	65.68	100	0	P	H
		20535	36.59	-37.41	74	57.01	37.96	-3.49	54.89	100	0	P	H
													H
													H
		13690	48.97	-39.23	88.2	54.89	40.37	19.39	65.68	100	0	P	V
		20535	36.41	-37.59	74	56.83	37.96	-3.49	54.89	100	0	P	V
													V
													V
Remark	1. No other spurious found. 2. All results are PASS against Peak and Average limit line.												

Band 7 - 6525~6875MHz

WIFI 802.11ax HEW80 Full (Band Edge @ 3m)

WIFI Ant. 11+8	Note	Frequency (MHz)	Level (dBμV/m)	Over Limit (dB)	Limit Line (dBμV/m)	Read Level (dBμV)	Antenna Factor (dB/m)	Path Loss (dB)	Preamp Factor (dB)	Ant Pos (cm)	Table Pos (deg)	Peak Avg. (P/A)	Pol. (H/V)
	*	6625	92.06	-	-	79.65	34.3	11.5	33.39	100	268	P	H
	*	6625	81.98	-	-	69.57	34.3	11.5	33.39	100	268	A	H
													H
													H
802.11ax													H
H80 Full													H
CH 135	*	6625	96.62	-	-	84.21	34.3	11.5	33.39	100	237	P	V
6625MHz	*	6625	86.03	-	-	73.62	34.3	11.5	33.39	100	237	A	V
													V
													V
													V
													V
	*	6705	90.65	-	-	78.18	34.3	11.6	33.43	100	295	P	H
	*	6705	78.96	-	-	66.49	34.3	11.6	33.43	100	295	A	H
													H
													H
802.11ax													H
HEW80 Full													H
CH 151	*	6705	96.41	-	-	83.94	34.3	11.6	33.43	100	238	P	V
6705MHz	*	6705	86.31	-	-	73.84	34.3	11.6	33.43	100	238	A	V
													V
													V
													V
													V

	*	6865	88.4	-	-	75.33	34.76	11.8	33.49	100	294	P	H
	*	6865	77.54	-	-	64.47	34.76	11.8	33.49	100	294	A	H
													H
													H
802.11ax													H
HEW80 Full													H
CH 183	*	6865	96.31	-	-	83.24	34.76	11.8	33.49	106	243	P	V
6865MHz	*	6865	85.38	-	-	72.31	34.76	11.8	33.49	106	243	A	V
													V
													V
													V
													V
Remark	1. No other spurious found. 2. All results are PASS against Peak and Average limit line.												

Band 7 - 6525~6875MHz

WIFI 802.11ax HEW80 Full (Harmonic @ 3m)

WIFI Ant. 11+8	Note	Frequency (MHz)	Level (dBμV/m)	Over Limit (dB)	Limit Line (dBμV/m)	Read Level (dBμV)	Antenna Factor (dB/m)	Path Loss (dB)	Preamp Factor (dB)	Ant Pos (cm)	Table Pos (deg)	Peak Avg. (P/A)	Pol. (H/V)
802.11ax H80 Full CH 135 6625MHz		13250	47.02	-26.98	74	54.27	39.45	18.96	65.66	100	0	P	H
		19875	33.92	-40.08	74	54.45	37.95	-3.55	54.93	100	0	P	H
													H
													H
		13250	47.72	-26.28	74	54.97	39.45	18.96	65.66	100	0	P	V
		19875	32.7	-41.3	74	53.23	37.95	-3.55	54.93	100	0	P	V
													V
													V
802.11ax HEW80 Full CH 151 6705MHz		13410	48.34	-39.86	88.2	54.96	39.91	19.12	65.65	100	0	P	H
		20115	34.31	-39.69	74	54.88	37.85	-3.52	54.9	100	0	P	H
													H
													H
		13410	48.13	-40.07	88.2	54.75	39.91	19.12	65.65	100	0	P	V
		20115	33.82	-40.18	74	54.39	37.85	-3.52	54.9	100	0	P	V
													V
													V
802.11ax HEW80 Full CH 183 6865MHz		13730	48.43	-39.77	88.2	54.29	40.4	19.43	65.69	100	0	P	H
		20595	35.77	-38.23	74	56.05	38.05	-3.47	54.86	100	0	P	H
													H
													H
		13730	47.45	-40.75	88.2	53.31	40.4	19.43	65.69	100	0	P	V
		20595	35.31	-38.69	74	55.59	38.05	-3.47	54.86	100	0	P	V
													V
													V
Remark	1. No other spurious found. 2. All results are PASS against Peak and Average limit line.												

Band 7 - 6525~6875MHz

WIFI 802.11ax HEW160 Full (Band Edge @ 3m)

WIFI Ant. 11+8	Note	Frequency (MHz)	Level (dBμV/m)	Over Limit (dB)	Limit Line (dBμV/m)	Read Level (dBμV)	Antenna Factor (dB/m)	Path Loss (dB)	Preamp Factor (dB)	Ant Pos (cm)	Table Pos (deg)	Peak Avg. (P/A)	Pol. (H/V)
802.11ax HEW160 Full CH 143 6665MHz	*	6665	88.29	-	-	75.85	34.3	11.55	33.41	100	268	P	H
	*	6665	78.66	-	-	66.22	34.3	11.55	33.41	100	268	A	H
													H
													H
													H
													H
	*	6665	93.2	-	-	80.76	34.3	11.55	33.41	100	239	P	V
	*	6665	83.49	-	-	71.05	34.3	11.55	33.41	100	239	A	V
													V
													V
													V
													V
802.11ax HEW160 Full CH 175 6825MHz	*	6825	86.46	-	-	73.59	34.6	11.75	33.48	100	293	P	H
	*	6825	75.61	-	-	62.74	34.6	11.75	33.48	100	293	A	H
													H
													H
													H
													H
	*	6825	93.18	-	-	80.31	34.6	11.75	33.48	100	240	P	V
	*	6825	82.69	-	-	69.82	34.6	11.75	33.48	100	240	A	V
													V
													V
													V
													V
Remark	1. No other spurious found. 2. All results are PASS against Peak and Average limit line.												

Band 7 - 6525~6875MHz

WIFI 802.11ax HEW160 Full (Harmonic @ 3m)

WIFI Ant. 11+8	Note	Frequency (MHz)	Level (dBμV/m)	Over Limit (dB)	Limit Line (dBμV/m)	Read Level (dBμV)	Antenna Factor (dB/m)	Path Loss (dB)	Preamp Factor (dB)	Ant Pos (cm)	Table Pos (deg)	Peak Avg. (P/A)	Pol. (H/V)
802.11ax HEW160 Full CH 143 6665MHz		13330	47.96	-26.04	74	54.96	39.62	19.04	65.66	100	0	P	H
		19995	32.21	-41.79	74	52.74	37.9	-3.53	54.9	100	0	P	H
													H
													H
		13330	49.42	-24.58	74	56.42	39.62	19.04	65.66	100	0	P	V
		19995	33.17	-40.83	74	53.7	37.9	-3.53	54.9	100	0	P	V
													V
													V
802.11ax HEW160 Full CH 175 6825MHz		13650	47.97	-40.23	88.2	54.05	40.25	19.35	65.68	100	0	P	H
		20475	36.32	-37.68	74	56.83	37.89	-3.5	54.9	100	0	P	H
													H
													H
		13650	48.12	-40.08	88.2	54.2	40.25	19.35	65.68	100	0	P	V
		20475	35.43	-38.57	74	55.94	37.89	-3.5	54.9	100	0	P	V
													V
													V
Remark	1. No other spurious found. 2. All results are PASS against Peak and Average limit line.												

Band 8 - 6875~7125MHz

WIFI 802.11ax HEW20 Full (Band Edge @ 3m)

WIFI Ant. 11+8	Note	Frequency (MHz)	Level (dBμV/m)	Over Limit (dB)	Limit Line (dBμV/m)	Read Level (dBμV)	Antenna Factor (dB/m)	Path Loss (dB)	Preamp Factor (dB)	Ant Pos (cm)	Table Pos (deg)	Peak Avg. (P/A)	Pol. (H/V)
	*	6895	99.36	-	-	86.15	34.88	11.84	33.51	400	186	P	H
	*	6895	87.9	-	-	74.69	34.88	11.84	33.51	400	186	A	H
													H
													H
802.11ax													H
HEW20 Full													H
CH 189	*	6895	104.33	-	-	91.12	34.88	11.84	33.51	100	237	P	V
6895MHz	*	6895	93.5	-	-	80.29	34.88	11.84	33.51	100	237	A	V
													V
													V
													V
													V
	*	6995	97.75	-	-	84.16	35.18	11.96	33.55	400	169	P	H
	*	6995	87.52	-	-	73.93	35.18	11.96	33.55	400	169	A	H
													H
													H
802.11ax													H
HEW20 Full													H
CH 209	*	6995	105.01	-	-	91.42	35.18	11.96	33.55	100	240	P	V
6995MHz	*	6995	93.99	-	-	80.4	35.18	11.96	33.55	100	240	A	V
													V
													V
													V
													V

802.11ax HEW20 Full CH 229 7095MHz	*	7095	106.89	-	-	92.81	35.77	12.03	33.72	100	112	P	H
	*	7095	98.33	-	-	84.25	35.77	12.03	33.72	100	112	A	H
		7125.48	60.25	-27.95	88.2	46.03	35.95	12.05	33.78	100	112	P	H
		7125	48.63	-19.57	68.2	34.41	35.95	12.05	33.78	100	112	A	H
													H
													H
	*	7095	100.49	-	-	86.41	35.77	12.03	33.72	100	78	P	V
	*	7095	91.62	-	-	77.54	35.77	12.03	33.72	100	78	A	V
		7131.72	56.02	-32.18	88.2	41.77	35.99	12.05	33.79	100	78	P	V
		7125	45.77	-22.43	68.2	31.55	35.95	12.05	33.78	100	78	A	V
													V
													V
Remark	1. No other spurious found. 2. All results are PASS against Peak and Average limit line.												

Band 8 - 6875~7125MHz

WIFI 802.11ax HEW20 Full (Harmonic @ 3m)

WIFI Ant. 11+8	Note	Frequency (MHz)	Level (dBµV/m)	Over Limit (dB)	Limit Line (dBµV/m)	Read Level (dBµV)	Antenna Factor (dB/m)	Path Loss (dB)	Preamp Factor (dB)	Ant Pos (cm)	Table Pos (deg)	Peak Avg. (P/A)	Pol. (H/V)
802.11ax HEW20 Full CH 189 6895MHz		13790	47.92	-40.28	88.2	53.73	40.4	19.49	65.7	100	0	P	H
		20685	35.11	-38.89	74	55.18	38.2	-3.44	54.83	100	0	P	H
													H
													H
		13790	48.24	-39.96	88.2	54.05	40.4	19.49	65.7	100	0	P	V
		20685	36.18	-37.82	74	56.25	38.2	-3.44	54.83	100	0	P	V
													V
													V
802.11ax HEW20 Full CH 209 6995MHz		13990	47.86	-40.34	88.2	53.12	40.79	19.69	65.74	100	0	P	H
		20985	35.81	-38.19	74	55.95	37.92	-3.35	54.71	100	0	P	H
													H
													H
		13990	48.66	-39.54	88.2	53.92	40.79	19.69	65.74	100	0	P	V
		20985	36.05	-37.95	74	56.19	37.92	-3.35	54.71	100	0	P	V
													V
													V
802.11ax HEW20 Full CH 229 7095MHz		14190	50.66	-37.54	88.2	55.03	41.27	19.97	65.61	100	0	P	H
		21285	36.68	-37.32	74	56.34	38.33	-3.29	54.7	100	0	P	H
													H
													H
		14190	49.01	-39.19	88.2	53.38	41.27	19.97	65.61	100	0	P	V
		21285	36.87	-37.13	74	56.53	38.33	-3.29	54.7	100	0	P	V
													V
													V
Remark	1. No other spurious found. 2. All results are PASS against Peak and Average limit line.												

Band 8 - 6875~7125MHz

WIFI 802.11ax HEW40 Full (Band Edge @ 3m)

WIFI Ant. 11+8	Note	Frequency (MHz)	Level (dBμV/m)	Over Limit (dB)	Limit Line (dBμV/m)	Read Level (dBμV)	Antenna Factor (dB/m)	Path Loss (dB)	Preamp Factor (dB)	Ant Pos (cm)	Table Pos (deg)	Peak Avg. (P/A)	Pol. (H/V)
	*	6885	92.51	-	-	79.34	34.84	11.83	33.5	400	189	P	H
	*	6885	82.31	-	-	69.14	34.84	11.83	33.5	400	189	A	H
													H
													H
802.11ax													H
HEW40 Full													H
CH 187	*	6885	98.94	-	-	85.77	34.84	11.83	33.5	100	242	P	V
6885MHz	*	6885	88.3	-	-	75.13	34.84	11.83	33.5	100	242	A	V
													V
													V
													V
													V
	*	6965	92.58	-	-	79.13	35.06	11.93	33.54	400	169	P	H
	*	6965	82.37	-	-	68.92	35.06	11.93	33.54	400	169	A	H
													H
													H
802.11ax													H
HEW40 Full													H
CH 203	*	6965	99.86	-	-	86.41	35.06	11.93	33.54	100	239	P	V
6965MHz	*	6965	89.31	-	-	75.86	35.06	11.93	33.54	100	239	A	V
													V
													V
													V
													V

	*	7085	103.7	-	-	89.67	35.71	12.02	33.7	100	112	P	H
	*	7085	93.25	-	-	79.22	35.71	12.02	33.7	100	112	A	H
		7125.48	57.27	-30.93	88.2	43.05	35.95	12.05	33.78	100	112	P	H
		7125	47.38	-20.82	68.2	33.16	35.95	12.05	33.78	100	112	A	H
802.11ax													H
HEW40 Full													H
CH 227	*	7085	98.52	-	-	84.49	35.71	12.02	33.7	400	129	P	V
7085MHz	*	7085	88.71	-	-	74.68	35.71	12.02	33.7	400	129	A	V
		7166.88	55.43	-32.77	88.2	41.04	36.17	12.07	33.85	400	129	P	V
		7125.12	46.11	-22.09	68.2	31.89	35.95	12.05	33.78	400	129	A	V
													V
													V
Remark	1. No other spurious found. 2. All results are PASS against Peak and Average limit line.												

Band 8 - 6875~7125MHz

WIFI 802.11ax HEW40 Full (Harmonic @ 3m)

WIFI Ant. 11+8	Note	Frequency (MHz)	Level (dBμV/m)	Over Limit (dB)	Limit Line (dBμV/m)	Read Level (dBμV)	Antenna Factor (dB/m)	Path Loss (dB)	Preamp Factor (dB)	Ant Pos (cm)	Table Pos (deg)	Peak Avg. (P/A)	Pol. (H/V)
802.11ax HEW40 Full CH 187 6885MHz		13770	48.88	-39.32	88.2	54.71	40.4	19.47	65.7	100	0	P	H
		20655	34.44	-39.56	74	54.58	38.15	-3.45	54.84	100	0	P	H
													H
													H
		13770	48.98	-39.22	88.2	54.81	40.4	19.47	65.7	100	0	P	V
		20655	35.99	-38.01	74	56.13	38.15	-3.45	54.84	100	0	P	V
													V
													V
802.11ax HEW40 Full CH 203 6965MHz		13930	47.84	-40.36	88.2	53.21	40.73	19.63	65.73	100	0	P	H
		20895	35.69	-38.31	74	55.74	38.07	-3.38	54.74	100	0	P	H
													H
													H
		13930	48.26	-39.94	88.2	53.63	40.73	19.63	65.73	100	0	P	V
		20895	36.13	-37.87	74	56.18	38.07	-3.38	54.74	100	0	P	V
													V
													V
802.11ax HEW40 Full CH 227 7085MHz		14170	49.87	-38.33	88.2	54.34	41.21	19.94	65.62	100	0	P	H
		21255	36.4	-37.6	74	56.09	38.3	-3.29	54.7	100	0	P	H
													H
													H
		14170	49.75	-38.45	88.2	54.22	41.21	19.94	65.62	100	0	P	V
		21255	37.3	-36.7	74	56.99	38.3	-3.29	54.7	100	0	P	V
													V
													V
Remark	1. No other spurious found. 2. All results are PASS against Peak and Average limit line.												

Band 8 - 6875~7125MHz

WIFI 802.11ax HEW80 Full (Band Edge @ 3m)

WIFI Ant. 11+8	Note	Frequency (MHz)	Level (dBμV/m)	Over Limit (dB)	Limit Line (dBμV/m)	Read Level (dBμV)	Antenna Factor (dB/m)	Path Loss (dB)	Preamp Factor (dB)	Ant Pos (cm)	Table Pos (deg)	Peak Avg. (P/A)	Pol. (H/V)
802.11ax HEW80 Full CH 199 6945MHz	*	6945	89.88	-	-	76.52	34.99	11.9	33.53	400	177	P	H
	*	6945	80.66	-	-	67.3	34.99	11.9	33.53	400	177	A	H
													H
													H
													H
													H
	*	6945	98.41	-	-	85.05	34.99	11.9	33.53	100	239	P	V
	*	6945	86.99	-	-	73.63	34.99	11.9	33.53	100	239	A	V
													V
													V
													V
													V
802.11ax HEW80 Full CH 215 7025MHz	*	7025	100.31	-	-	86.57	35.35	11.99	33.6	100	110	P	H
	*	7025	90.46	-	-	76.72	35.35	11.99	33.6	100	110	A	H
		7139.56	55.62	-32.58	88.2	41.33	36.04	12.05	33.8	100	110	P	H
		7125.32	46.45	-21.75	68.2	32.23	35.95	12.05	33.78	100	110	A	H
													H
													H
	*	7025	97.54	-	-	83.8	35.35	11.99	33.6	380	141	P	V
	*	7025	87.81	-	-	74.07	35.35	11.99	33.6	380	141	A	V
		7141.32	55.33	-32.87	88.2	41.03	36.05	12.05	33.8	380	141	P	V
		7128.36	45.31	-22.89	68.2	31.07	35.97	12.05	33.78	380	141	A	V
													V
													V
Remark	1. No other spurious found. 2. All results are PASS against Peak and Average limit line.												

Band 8 - 6875~7125MHz

WIFI 802.11ax HEW80 Full (Harmonic @ 3m)

WIFI Ant. 11+8	Note	Frequency (MHz)	Level (dBμV/m)	Over Limit (dB)	Limit Line (dBμV/m)	Read Level (dBμV)	Antenna Factor (dB/m)	Path Loss (dB)	Preamp Factor (dB)	Ant Pos (cm)	Table Pos (deg)	Peak Avg. (P/A)	Pol. (H/V)
802.11ax HEW80 Full CH 199 6945MHz		13890	48.98	-39.22	88.2	54.44	40.67	19.59	65.72	100	0	P	H
		20835	35.2	-38.8	74	55.21	38.16	-3.4	54.77	100	0	P	H
													H
													H
		13890	47.71	-40.49	88.2	53.17	40.67	19.59	65.72	100	0	P	V
		20835	35.35	-38.65	74	55.36	38.16	-3.4	54.77	100	0	P	V
													V
													V
802.11ax HEW80 Full CH 215 7025MHz		14050	50.54	-37.66	88.2	55.58	40.9	19.77	65.71	100	0	P	H
		21075	36.34	-37.66	74	56.35	38.02	-3.33	54.7	100	0	P	H
													H
													H
		14050	49.01	-39.19	88.2	54.05	40.9	19.77	65.71	100	0	P	V
		21075	36.37	-37.63	74	56.38	38.02	-3.33	54.7	100	0	P	V
													V
													V
Remark	1. No other spurious found. 2. All results are PASS against Peak and Average limit line.												

Band 8 - 6875~7125MHz

WIFI 802.11ax HEW160 Full (Band Edge @ 3m)

WIFI Ant. 11+8	Note	Frequency (MHz)	Level (dBμV/m)	Over Limit (dB)	Limit Line (dBμV/m)	Read Level (dBμV)	Antenna Factor (dB/m)	Path Loss (dB)	Preamp Factor (dB)	Ant Pos (cm)	Table Pos (deg)	Peak Avg. (P/A)	Pol. (H/V)
802.11ax HEW160 Full CH 207 6985MHz	*	6985	94.47	-	-	80.92	35.14	11.95	33.54	100	112	P	H
	*	6985	85.05	-	-	71.5	35.14	11.95	33.54	100	112	A	H
		7129.32	57.88	-30.32	88.2	43.63	35.98	12.05	33.78	100	112	P	H
		7127.08	48.02	-20.18	68.2	33.79	35.96	12.05	33.78	100	112	A	H
													H
													H
	*	6985	91.86	-	-	78.31	35.14	11.95	33.54	385	141	P	V
	*	6985	82.98	-	-	69.43	35.14	11.95	33.54	385	141	A	V
		7208.68	56.32	-31.88	88.2	41.84	36.32	12.09	33.93	385	141	P	V
		7126.12	45.76	-22.44	68.2	31.53	35.96	12.05	33.78	385	141	A	V
													V
													V
Remark	1. No other spurious found. 2. All results are PASS against Peak and Average limit line.												

Band 8 - 6875~7125MHz

WIFI 802.11ax HEW160 Full (Harmonic @ 3m)

WIFI Ant. 11+8	Note	Frequency (MHz)	Level (dBμV/m)	Over Limit (dB)	Limit Line (dBμV/m)	Read Level (dBμV)	Antenna Factor (dB/m)	Path Loss (dB)	Preamp Factor (dB)	Ant Pos (cm)	Table Pos (deg)	Peak Avg. (P/A)	Pol. (H/V)
802.11ax HEW160 Full CH 207 6985MHz		13970	48.74	-39.46	88.2	54.03	40.77	19.67	65.73	100	0	P	H
		20955	35.57	-38.43	74	55.68	37.97	-3.36	54.72	100	0	P	H
													H
													H
		13970	48.64	-39.56	88.2	53.93	40.77	19.67	65.73	100	0	P	V
		20955	35.85	-38.15	74	55.96	37.97	-3.36	54.72	100	0	P	V
													V
													V
Remark	1. No other spurious found. 2. All results are PASS against Peak and Average limit line.												

Band 8 - 6875~7125MHz

WIFI 802.11ax HEW20 Partial 106 (Band Edge @ 3m)

WIFI Ant. 11+8	Note	Frequency (MHz)	Level (dBμV/m)	Over Limit (dB)	Limit Line (dBμV/m)	Read Level (dBμV)	Antenna Factor (dB/m)	Path Loss (dB)	Preamp Factor (dB)	Ant Pos (cm)	Table Pos (deg)	Peak Avg. (P/A)	Pol. (H/V)
802.11ax HEW20 Partial 106/54 CH 229 7095MHz	*	7095	110.42	-	-	96.34	35.77	12.03	33.72	100	109	P	H
	*	7095	102.55	-	-	88.47	35.77	12.03	33.72	100	109	A	H
		7132.2	58.32	-29.88	88.2	44.07	35.99	12.05	33.79	100	109	P	H
		7125	46.43	-21.77	68.2	32.21	35.95	12.05	33.78	100	109	A	H
													H
													H
	*	7095	108.04	-	-	93.96	35.77	12.03	33.72	386	131	P	V
	*	7095	100.35	-	-	86.27	35.77	12.03	33.72	386	131	A	V
		7205.16	56.09	-32.11	88.2	41.61	36.31	12.09	33.92	386	131	P	V
		7191.88	45.5	-22.7	68.2	31.04	36.27	12.09	33.9	386	131	A	V
													V
													V
Remark	1. No other spurious found. 2. All results are PASS against Peak and Average limit line.												

Band 8 - 6875~7125MHz

WIFI 802.11ax HEW40 Partial 242 (Band Edge @ 3m)

WIFI Ant. 11+8	Note	Frequency (MHz)	Level (dBμV/m)	Over Limit (dB)	Limit Line (dBμV/m)	Read Level (dBμV)	Antenna Factor (dB/m)	Path Loss (dB)	Preamp Factor (dB)	Ant Pos (cm)	Table Pos (deg)	Peak Avg. (P/A)	Pol. (H/V)
802.11ax HEW40 Partial 242/62 CH 227 7085MHz	*	7085	106.85	-	-	92.82	35.71	12.02	33.7	102	109	P	H
	*	7085	96.69	-	-	82.66	35.71	12.02	33.7	102	109	A	H
		7132.14	60.7	-27.5	88.2	46.45	35.99	12.05	33.79	102	109	P	H
		7125	46.12	-22.08	68.2	31.9	35.95	12.05	33.78	102	109	A	H
													H
													H
	*	7085	101.64	-	-	87.61	35.71	12.02	33.7	400	141	P	V
	*	7085	93.14	-	-	79.11	35.71	12.02	33.7	400	141	A	V
		7129.8	57.03	-31.17	88.2	42.78	35.98	12.05	33.78	400	141	P	V
		7125.48	45.37	-22.83	68.2	31.15	35.95	12.05	33.78	400	141	A	V
													V
													V
Remark	1. No other spurious found. 2. All results are PASS against Peak and Average limit line.												

Band 8 - 6875~7125MHz

WIFI 802.11ax HEW80 Partial 484 (Band Edge @ 3m)

WIFI Ant. 11+8	Note	Frequency (MHz)	Level (dBμV/m)	Over Limit (dB)	Limit Line (dBμV/m)	Read Level (dBμV)	Antenna Factor (dB/m)	Path Loss (dB)	Preamp Factor (dB)	Ant Pos (cm)	Table Pos (deg)	Peak Avg. (P/A)	Pol. (H/V)
802.11ax HEW80 Partial 484/66 CH 215 7025MHz	*	7025	103.62	-	-	89.88	35.35	11.99	33.6	100	111	P	H
	*	7025	94.28	-	-	80.54	35.35	11.99	33.6	100	111	A	H
		7126.76	59.49	-28.71	88.2	45.26	35.96	12.05	33.78	100	111	P	H
		7126.92	45.57	-22.63	68.2	31.34	35.96	12.05	33.78	100	111	A	H
													H
													H
	*	7025	100.96	-	-	87.22	35.35	11.99	33.6	395	133	P	V
	*	7025	92.6	-	-	78.86	35.35	11.99	33.6	395	133	A	V
		7127.24	59.47	-28.73	88.2	45.24	35.96	12.05	33.78	395	133	P	V
		7144.52	45.12	-23.08	68.2	30.8	36.07	12.06	33.81	395	133	A	V
													V
													V
Remark	1. No other spurious found. 2. All results are PASS against Peak and Average limit line.												

Band 8 - 6875~7125MHz

WIFI 802.11ax HEW160 Partial 966 (Band Edge @ 3m)

WIFI Ant. 11+8	Note	Frequency (MHz)	Level (dBμV/m)	Over Limit (dB)	Limit Line (dBμV/m)	Read Level (dBμV)	Antenna Factor (dB/m)	Path Loss (dB)	Preamp Factor (dB)	Ant Pos (cm)	Table Pos (deg)	Peak Avg. (P/A)	Pol. (H/V)
802.11ax HEW160 Partial 966/S67 CH 207 6985MHz	*	6985	98.11	-	-	84.56	35.14	11.95	33.54	100	111	P	H
	*	6985	88.52	-	-	74.97	35.14	11.95	33.54	100	111	A	H
		7133.8	67.59	-20.61	88.2	53.33	36	12.05	33.79	100	111	P	H
		7133.8	48.2	-20	68.2	33.94	36	12.05	33.79	100	111	A	H
													H
													H
	*	6985	95.13	-	-	81.58	35.14	11.95	33.54	368	138	P	V
	*	6985	87.45	-	-	73.9	35.14	11.95	33.54	368	138	A	V
		7127.4	62.55	-25.65	88.2	48.32	35.96	12.05	33.78	368	138	P	V
		7131.24	46.56	-21.64	68.2	32.31	35.99	12.05	33.79	368	138	A	V
													V
													V
Remark	1. No other spurious found. 2. All results are PASS against Peak and Average limit line.												

Band 5 - Emission below 1GHz

WIFI 802.11ax HEW80 Full (LF @ 3m)

WIFI Ant. 11+8	Note	Frequency (MHz)	Level (dBμV/m)	Over Limit (dB)	Limit Line (dBμV/m)	Read Level (dBμV)	Antenna Factor (dB/m)	Path Loss (dB)	Preamp Factor (dB)	Ant Pos (cm)	Table Pos (deg)	Peak Avg. (P/A)	Pol. (H/V)
802.11ax HEW80 Full LF		93.05	26.66	-16.84	43.5	42.7	15.06	1.41	32.51	-	-	P	H
		134.76	25.49	-18.01	43.5	38.92	17.39	1.69	32.51	-	-	P	H
		155.13	25.88	-17.62	43.5	39.88	16.67	1.85	32.52	-	-	P	H
		785.63	30.54	-15.46	46	30.06	28.19	4	31.71	-	-	P	H
		903	30.7	-15.3	46	28.44	29.11	4.33	31.18	-	-	P	H
		954.41	32.74	-13.26	46	28.24	30.89	4.46	30.85	100	0	P	H
													H
													H
													H
													H
													H
													H
		48.43	29.63	-10.37	40	46.35	14.8	1.02	32.54	100	0	P	V
		94.99	30.59	-12.91	43.5	46.53	15.14	1.43	32.51	-	-	P	V
		131.85	29.84	-13.66	43.5	43.23	17.45	1.67	32.51	-	-	P	V
		725.49	27.73	-18.27	46	28.75	27.32	3.85	32.19	-	-	P	V
		886.51	30.81	-15.19	46	28.61	29.17	4.28	31.25	-	-	P	V
		948.59	32.8	-13.2	46	28.63	30.6	4.45	30.88	-	-	P	V
													V
													V
													V
													V
													V
													V
Remark	1. No other spurious found. 2. All results are PASS against limit line.												

Band 6 - Emission below 1GHz

WIFI 802.11ax HEW20 Full (LF @ 3m)

WIFI Ant.	Note	Frequency	Level	Over Limit	Limit Line	Read Level	Antenna Factor	Path Loss	Preamp Factor	Ant Pos	Table Pos	Peak Avg.	Pol.
11+8		(MHz)	(dBμV/m)	(dB)	(dBμV/m)	(dBμV)	(dB/m)	(dB)	(dB)	(cm)	(deg)	(P/A)	(H/V)
802.11ax HEW20 Full LF		93.05	26.66	-16.84	43.5	42.7	15.06	1.41	32.51	-	-	P	H
		130.88	27.34	-16.16	43.5	40.77	17.41	1.67	32.51	-	-	P	H
		174.53	23.11	-20.39	43.5	38.53	15.13	1.98	32.53	-	-	P	H
		784.66	29.03	-16.97	46	28.57	28.18	4	31.72	-	-	P	H
		893.3	32.33	-13.67	46	30.12	29.13	4.31	31.23	-	-	P	H
		946.65	32.72	-13.28	46	28.67	30.51	4.44	30.9	100	0	P	H
													H
													H
													H
													H
													H
													H
		48.43	29.63	-10.37	40	46.35	14.8	1.02	32.54	100	0	P	V
		70.74	28.93	-11.07	40	48.03	12.2	1.23	32.53	-	-	P	V
		94.99	27.59	-15.91	43.5	43.53	15.14	1.43	32.51	-	-	P	V
		810.85	29.58	-16.42	46	28.98	28.11	4.05	31.56	-	-	P	V
		879.72	31.03	-14.97	46	28.85	29.19	4.27	31.28	-	-	P	V
		954.41	31.86	-14.14	46	27.36	30.89	4.46	30.85	-	-	P	V
													V
													V
													V
													V
													V
													V
Remark	1. No other spurious found. 2. All results are PASS against limit line.												

Band 7 - Emission below 1GHz

WIFI 802.11ax HEW160 Full (LF @ 3m)

WIFI Ant. 11+8	Note	Frequency (MHz)	Level (dBμV/m)	Over Limit (dB)	Limit Line (dBμV/m)	Read Level (dBμV)	Antenna Factor (dB/m)	Path Loss (dB)	Preamp Factor (dB)	Ant Pos (cm)	Table Pos (deg)	Peak Avg. (P/A)	Pol. (H/V)
802.11ax HEW160 Full LF		91.11	28.88	-14.62	43.5	45.33	14.67	1.39	32.51	-	-	P	H
		127.97	26.51	-16.99	43.5	39.92	17.45	1.65	32.51	-	-	P	H
		215.27	25.66	-17.84	43.5	41.12	14.86	2.16	32.48	-	-	P	H
		813.76	31.01	-14.99	46	30.41	28.07	4.07	31.54	-	-	P	H
		895.24	30.75	-15.25	46	28.55	29.11	4.31	31.22	-	-	P	H
		953.44	31.49	-14.51	46	27.05	30.84	4.45	30.85	100	0	P	H
													H
													H
													H
													H
													H
													H
		49.4	27.16	-12.84	40	44.23	14.45	1.03	32.55	-	-	P	V
		90.14	25.97	-17.53	43.5	42.51	14.59	1.38	32.51	-	-	P	V
		161.92	23.42	-20.08	43.5	37.8	16.24	1.9	32.52	-	-	P	V
		832.19	30.48	-15.52	46	29.4	28.43	4.12	31.47	-	-	P	V
		871.96	31.4	-14.6	46	29.19	29.28	4.24	31.31	-	-	P	V
		954.41	32.59	-13.41	46	28.09	30.89	4.46	30.85	100	0	P	V
													V
													V
													V
													V
													V
													V
Remark	1. No other spurious found. 2. All results are PASS against limit line.												

Band 8 - Emission below 1GHz

WIFI 802.11ax HEW20 Full (LF @ 3m)

WIFI Ant.	Note	Frequency	Level	Over Limit	Limit Line	Read Level	Antenna Factor	Path Loss	Preamp Factor	Ant Pos	Table Pos	Peak Avg.	Pol.
11+8		(MHz)	(dBµV/m)	(dB)	(dBµV/m)	(dBµV)	(dB/m)	(dB)	(dB)	(cm)	(deg)	(P/A)	(H/V)
802.11ax HEW20 Full LF		89.17	27.68	-15.82	43.5	44.27	14.54	1.38	32.51	-	-	P	H
		161.92	26.02	-17.48	43.5	40.4	16.24	1.9	32.52	-	-	P	H
		334.58	27.11	-18.89	46	36.64	19.82	2.66	32.01	-	-	P	H
		823.46	30.8	-15.2	46	30.13	28.08	4.1	31.51	-	-	P	H
		874.87	31.1	-14.9	46	28.94	29.22	4.24	31.3	-	-	P	H
		958.29	32.56	-13.44	46	27.86	31.06	4.46	30.82	100	0	P	H
													H
													H
													H
													H
													H
													H
		53.28	29.82	-10.18	40	48.65	12.65	1.07	32.55	100	0	P	V
		91.11	27.95	-15.55	43.5	44.4	14.67	1.39	32.51	-	-	P	V
		161.92	22.87	-20.63	43.5	37.25	16.24	1.9	32.52	-	-	P	V
		828.31	29.93	-16.07	46	29.1	28.21	4.11	31.49	-	-	P	V
		863.23	30.48	-15.52	46	28.34	29.27	4.22	31.35	-	-	P	V
		947.62	30.8	-15.2	46	26.69	30.56	4.44	30.89	-	-	P	V
													V
													V
													V
													V
													V
													V
Remark	1. No other spurious found. 2. All results are PASS against limit line.												

<WPC Charging Mode>

Band 5 - 5925~6425MHz

WIFI 802.11ax HEW80 Full (Band Edge @ 3m)

WIFI Ant.	Note	Frequency	Level	Over Limit	Limit Line	Read Level	Antenna Factor	Path Loss	Preamp Factor	Ant Pos	Table Pos	Peak Avg.	Pol.
11+8		(MHz)	(dBμV/m)	(dB)	(dBμV/m)	(dBμV)	(dB/m)	(dB)	(dB)	(cm)	(deg)	(P/A)	(H/V)
802.11ax HEW80 Full CH 7 5985MHz		5921.8	57.83	-30.37	88.2	47.6	32.4	10.73	32.9	100	242	P	H
		5923.88	47.64	-20.56	68.2	37.41	32.4	10.73	32.9	100	242	A	H
	*	5985	101.87	-	-	91.54	32.4	10.82	32.89	100	242	P	H
	*	5985	91.18	-	-	80.85	32.4	10.82	32.89	100	242	A	H
													H
													H
		5919.56	58.58	-29.62	88.2	48.35	32.4	10.73	32.9	100	115	P	V
		5924.68	47.28	-20.92	68.2	37.05	32.4	10.73	32.9	100	115	A	V
	*	5985	99.64	-	-	89.31	32.4	10.82	32.89	100	115	P	V
	*	5985	90.75	-	-	80.42	32.4	10.82	32.89	100	115	A	V
													V
													V
Remark	1. No other spurious found. 2. All results are PASS against Peak and Average limit line.												

Band 5 5925~6425MHz

WIFI 802.11ax HEW80 Full (Harmonic @ 3m)

WIFI Ant. 11+8	Note	Frequency (MHz)	Level (dBμV/m)	Over Limit (dB)	Limit Line (dBμV/m)	Read Level (dBμV)	Antenna Factor (dB/m)	Path Loss (dB)	Preamp Factor (dB)	Ant Pos (cm)	Table Pos (deg)	Peak Avg. (P/A)	Pol. (H/V)
802.11ax HEW80 Full CH 7 5985MHz		11970	46.28	-27.72	74	55.55	38.81	18.13	66.21	100	0	P	H
		17955	58.62	-15.38	74	53.43	46.5	23.86	65.17	100	0	P	H
		17955	48.64	-5.36	54	43.45	46.5	23.86	65.17	100	0	A	H
													H
		11970	46.37	-27.63	74	55.64	38.81	18.13	66.21	100	0	P	V
		17955	58.78	-15.22	74	53.59	46.5	23.86	65.17	100	0	P	V
		17955	48.76	-5.24	54	43.57	46.5	23.86	65.17	100	0	A	V
													V
Remark	1. No other spurious found. 2. All results are PASS against Peak and Average limit line.												

Band 6 - 6425~6525MHz

WIFI 802.11ax HEW20 Full (Band Edge @ 3m)

WIFI Ant. 11+8	Note	Frequency (MHz)	Level (dBμV/m)	Over Limit (dB)	Limit Line (dBμV/m)	Read Level (dBμV)	Antenna Factor (dB/m)	Path Loss (dB)	Preamp Factor (dB)	Ant Pos (cm)	Table Pos (deg)	Peak Avg. (P/A)	Pol. (H/V)
802.11ax HEW20 Full CH 113 6515MHz	*	6515	107.57	-	-	95.44	34.16	11.32	33.35	100	199	P	H
	*	6515	97.23	-	-	85.1	34.16	11.32	33.35	100	199	A	H
													H
													H
													H
													H
	*	6515	107.12	-	-	94.99	34.16	11.32	33.35	100	74	P	V
	*	6515	96.71	-	-	84.58	34.16	11.32	33.35	100	74	A	V
													V
													V
													V
													V
Remark	1. No other spurious found. 2. All results are PASS against Peak and Average limit line.												

Band 6 - 6425~6525MHz

WIFI 802.11ax HEW20 Full (Harmonic @ 3m)

WIFI Ant. 11+8	Note	Frequency (MHz)	Level (dBμV/m)	Over Limit (dB)	Limit Line (dBμV/m)	Read Level (dBμV)	Antenna Factor (dB/m)	Path Loss (dB)	Preamp Factor (dB)	Ant Pos (cm)	Table Pos (deg)	Peak Avg. (P/A)	Pol. (H/V)
802.11ax HEW20 Full CH 113 6515MHz		13030	47.15	-41.05	88.2	54.58	39.5	18.74	65.67	100	0	P	H
		19545	32.27	-41.73	74	53.29	37.59	-3.62	54.99	100	0	A	H
													H
													H
		13030	47.95	-40.25	88.2	55.38	39.5	18.74	65.67	100	0	P	V
		19545	32.91	-41.09	74	53.93	37.59	-3.62	54.99	100	0	A	V
													V
													V
Remark	1. No other spurious found. 2. All results are PASS against Peak and Average limit line.												

Band 7 - 6525~6875MHz

WIFI 802.11ax HEW160 Full (Band Edge @ 3m)

WIFI Ant. 11+8	Note	Frequency (MHz)	Level (dBμV/m)	Over Limit (dB)	Limit Line (dBμV/m)	Read Level (dBμV)	Antenna Factor (dB/m)	Path Loss (dB)	Preamp Factor (dB)	Ant Pos (cm)	Table Pos (deg)	Peak Avg. (P/A)	Pol. (H/V)
802.11ax HEW160 Full CH 143 6665MHz	*	6665	97.19	-	-	84.75	34.3	11.55	33.41	100	115	P	H
	*	6665	86.76	-	-	74.32	34.3	11.55	33.41	100	115	A	H
													H
													H
													H
													H
	*	6665	94.92	-	-	82.48	34.3	11.55	33.41	100	120	P	V
	*	6665	84.21	-	-	71.77	34.3	11.55	33.41	100	120	A	V
													V
													V
													V
													V
Remark	1. No other spurious found. 2. All results are PASS against Peak and Average limit line.												

Band 7 - 6525~6875MHz

WIFI 802.11ax HEW160 Full (Harmonic @ 3m)

WIFI Ant. 11+8	Note	Frequency (MHz)	Level (dBμV/m)	Over Limit (dB)	Limit Line (dBμV/m)	Read Level (dBμV)	Antenna Factor (dB/m)	Path Loss (dB)	Preamp Factor (dB)	Ant Pos (cm)	Table Pos (deg)	Peak Avg. (P/A)	Pol. (H/V)
802.11ax HEW160 Full CH 143 6665MHz		13330	47.56	-26.44	74	54.56	39.62	19.04	65.66	100	0	P	H
		19995	33.33	-40.67	74	53.86	37.9	-3.53	54.9	100	0	P	H
													H
													H
		13330	47.11	-26.89	74	54.11	39.62	19.04	65.66	100	0	P	V
		19995	33.4	-40.6	74	53.93	37.9	-3.53	54.9	100	0	P	V
													V
													V
Remark	1. No other spurious found. 2. All results are PASS against Peak and Average limit line.												

Band 8 - 6875~7125MHz

WIFI 802.11ax HEW20 Full (Band Edge @ 3m)

WIFI Ant. 11+8	Note	Frequency (MHz)	Level (dBμV/m)	Over Limit (dB)	Limit Line (dBμV/m)	Read Level (dBμV)	Antenna Factor (dB/m)	Path Loss (dB)	Preamp Factor (dB)	Ant Pos (cm)	Table Pos (deg)	Peak Avg. (P/A)	Pol. (H/V)
	*	7095	104.42	-	-	90.34	35.77	12.03	33.72	100	113	P	H
	*	7095	94.69	-	-	80.61	35.77	12.03	33.72	100	113	A	H
		7125.48	56.58	-31.62	88.2	42.36	35.95	12.05	33.78	100	113	P	H
		7125.16	47.11	-21.09	68.2	32.89	35.95	12.05	33.78	100	113	A	H
802.11ax													H
HEW20 Full													H
CH 229	*	7095	103.49	-	-	89.41	35.77	12.03	33.72	100	56	P	V
7095MHz	*	7095	93.4	-	-	79.32	35.77	12.03	33.72	100	56	A	V
		7137.16	56.1	-32.1	88.2	41.83	36.02	12.05	33.8	100	56	P	V
		7125	46.46	-21.74	68.2	32.24	35.95	12.05	33.78	100	56	A	V
													V
													V
Remark	1. No other spurious found. 2. All results are PASS against Peak and Average limit line.												

Band 8 - 6875~7125MHz

WIFI 802.11ax HEW20 Full (Harmonic @ 3m)

WIFI Ant. 11+8	Note	Frequency (MHz)	Level (dBμV/m)	Over Limit (dB)	Limit Line (dBμV/m)	Read Level (dBμV)	Antenna Factor (dB/m)	Path Loss (dB)	Preamp Factor (dB)	Ant Pos (cm)	Table Pos (deg)	Peak Avg. (P/A)	Pol. (H/V)
802.11ax HEW20 Full CH 229 7095MHz		14190	48.69	-39.51	88.2	53.06	41.27	19.97	65.61	100	0	P	H
		21285	36.99	-37.01	74	56.65	38.33	-3.29	54.7	100	0	P	H
													H
													H
		14190	49.66	-38.54	88.2	54.03	41.27	19.97	65.61	100	0	P	V
		21285	36.7	-37.3	74	56.36	38.33	-3.29	54.7	100	0	P	V
													V
													V
Remark	1. No other spurious found. 2. All results are PASS against Peak and Average limit line.												

Band 5 - Emission below 1GHz

WIFI 802.11ax HEW80 Full (LF @ 3m)

WIFI Ant. 11+8	Note	Frequency (MHz)	Level (dBμV/m)	Over Limit (dB)	Limit Line (dBμV/m)	Read Level (dBμV)	Antenna Factor (dB/m)	Path Loss (dB)	Preamp Factor (dB)	Ant Pos (cm)	Table Pos (deg)	Peak Avg. (P/A)	Pol. (H/V)
802.11ax HEW80 Full LF		89.17	28.29	-15.21	43.5	44.88	14.54	1.38	32.51	-	-	P	H
		161.92	26.48	-17.02	43.5	40.86	16.24	1.9	32.52	-	-	P	H
		287.05	22.65	-23.35	46	33.44	18.9	2.49	32.18	-	-	P	H
		745.86	29.21	-16.79	46	29.34	27.97	3.93	32.03	-	-	P	H
		888.45	31.31	-14.69	46	29.12	29.16	4.28	31.25	100	0	P	H
		976.72	31.83	-22.17	54	26.98	31.06	4.49	30.7	-	-	P	H
													H
													H
													H
													H
													H
													H
		46.49	33.16	-6.84	40	48.95	15.73	1.01	32.53	100	0	P	V
		89.17	28.24	-15.26	43.5	44.83	14.54	1.38	32.51	-	-	P	V
		244.37	27.51	-18.49	46	40.01	17.53	2.33	32.36	-	-	P	V
		396.66	28.94	-17.06	46	36.1	21.71	2.91	31.78	-	-	P	V
		515.97	26.93	-19.07	46	32.02	23.93	3.27	32.29	-	-	P	V
		957.32	31.81	-14.19	46	27.16	31.02	4.46	30.83	-	-	P	V
													V
													V
													V
													V
													V
													V
Remark	1. No other spurious found. 2. All results are PASS against limit line.												

Band 6 - Emission below 1GHz

WIFI 802.11ax HEW20 Full (LF @ 3m)

WIFI Ant.	Note	Frequency	Level	Over Limit	Limit Line	Read Level	Antenna Factor	Path Loss	Preamp Factor	Ant Pos	Table Pos	Peak Avg.	Pol.
11+8		(MHz)	(dBμV/m)	(dB)	(dBμV/m)	(dBμV)	(dB/m)	(dB)	(dB)	(cm)	(deg)	(P/A)	(H/V)
802.11ax HEW20 Full LF		81.41	28.29	-11.71	40	46.03	13.47	1.31	32.52	100	0	P	H
		161.92	26.03	-17.47	43.5	40.41	16.24	1.9	32.52	-	-	P	H
		244.37	21.57	-24.43	46	34.07	17.53	2.33	32.36	-	-	P	H
		345.25	23.37	-22.63	46	32.47	20.17	2.7	31.97	-	-	P	H
		885.54	32.68	-13.32	46	30.49	29.17	4.28	31.26	-	-	P	H
		960.23	33.3	-20.7	54	28.51	31.14	4.46	30.81	-	-	P	H
													H
													H
													H
													H
													H
													H
		46.49	29.79	-10.21	40	45.58	15.73	1.01	32.53	-	-	P	V
		81.41	30.81	-9.19	40	48.55	13.47	1.31	32.52	100	0	P	V
		161.92	23.98	-19.52	43.5	38.36	16.24	1.9	32.52	-	-	P	V
		237.58	24.82	-21.18	46	38.18	16.74	2.29	32.39	-	-	P	V
		612	24.94	-21.06	46	28.69	25.54	3.55	32.84	-	-	P	V
		893.3	30.48	-15.52	46	28.27	29.13	4.31	31.23	-	-	P	V
													V
													V
													V
													V
													V
													V
Remark	1. No other spurious found. 2. All results are PASS against limit line.												

Band 7 - Emission below 1GHz

WIFI 802.11ax HEW160 Full (LF @ 3m)

WIFI Ant. 11+8	Note	Frequency (MHz)	Level (dBμV/m)	Over Limit (dB)	Limit Line (dBμV/m)	Read Level (dBμV)	Antenna Factor (dB/m)	Path Loss (dB)	Preamp Factor (dB)	Ant Pos (cm)	Table Pos (deg)	Peak Avg. (P/A)	Pol. (H/V)
802.11ax HEW160 Full LF		81.41	28.11	-11.89	40	45.85	13.47	1.31	32.52	100	0	P	H
		90.14	28.05	-15.45	43.5	44.59	14.59	1.38	32.51	-	-	P	H
		161.92	26.41	-17.09	43.5	40.79	16.24	1.9	32.52	-	-	P	H
		176.47	24.8	-18.7	43.5	40.39	14.96	1.98	32.53	-	-	P	H
		400.54	21.49	-24.51	46	28.5	21.84	2.92	31.77	-	-	P	H
		772.05	29.41	-16.59	46	29.12	28.14	3.97	31.82	-	-	P	H
													H
													H
													H
													H
													H
													H
		40.67	32.09	-7.91	40	44.75	18.91	0.93	32.5	100	0	P	V
		62.01	30.32	-9.68	40	49.99	11.72	1.15	32.54	-	-	P	V
		88.2	29.03	-14.47	43.5	45.77	14.4	1.37	32.51	-	-	P	V
		162.89	25.56	-17.94	43.5	40.09	16.1	1.9	32.53	-	-	P	V
		716.76	27.73	-18.27	46	29.25	26.92	3.82	32.26	-	-	P	V
		887.48	31.38	-14.62	46	29.18	29.17	4.28	31.25	-	-	P	V
													V
													V
													V
													V
													V
													V
Remark	1. No other spurious found. 2. All results are PASS against limit line.												

Band 8 - Emission below 1GHz

WIFI 802.11ax HEW20 Full (LF @ 3m)

WIFI Ant.	Note	Frequency	Level	Over Limit	Limit Line	Read Level	Antenna Factor	Path Loss	Preamp Factor	Ant Pos	Table Pos	Peak Avg.	Pol.
11+8		(MHz)	(dBμV/m)	(dB)	(dBμV/m)	(dBμV)	(dB/m)	(dB)	(dB)	(cm)	(deg)	(P/A)	(H/V)
802.11ax HEW20 Full LF		89.17	28.61	-14.89	43.5	45.2	14.54	1.38	32.51	-	-	P	H
		161.92	26.99	-16.51	43.5	41.37	16.24	1.9	32.52	-	-	P	H
		322.94	21.39	-24.61	46	31.38	19.44	2.62	32.05	-	-	P	H
		556.71	24.63	-21.37	46	27.88	25.94	3.4	32.59	-	-	P	H
		873.9	30.68	-15.32	46	28.5	29.24	4.24	31.3	-	-	P	H
		953.44	31.82	-14.18	46	27.38	30.84	4.45	30.85	100	0	P	H
													H
													H
													H
													H
													H
													H
		40.67	33.79	-6.21	40	46.45	18.91	0.93	32.5	100	0	P	V
		81.41	31.1	-8.9	40	48.84	13.47	1.31	32.52	-	-	P	V
		161.92	24.49	-19.01	43.5	38.87	16.24	1.9	32.52	-	-	P	V
		359.8	20.25	-25.75	46	28.79	20.61	2.76	31.91	-	-	P	V
		627.52	24.93	-21.07	46	27.97	26.13	3.59	32.76	-	-	P	V
		889.42	31.49	-14.51	46	29.28	29.16	4.29	31.24	-	-	P	V
													V
													V
													V
													V
													V
													V
Remark	1. No other spurious found. 2. All results are PASS against limit line.												

Note symbol

*	**Fundamental Frequency** which can be ignored. However, the level of any unwanted emissions shall not exceed the level of the fundamental frequency.
!	Test result is **over limit** line.
P/A	**P**eak or **A**verage
H/V	**H**orizontal or **V**ertical

A calculation example for radiated spurious emission is shown as below:

WIFI	Note	Frequency	Level	Over	Limit	Read	Antenna	Path	Preamp	Ant	Table	Peak	Pol.
Ant.				Limit	Line	Level	Factor	Loss	Factor	Pos	Pos	Avg.	
11+8		(MHz)	(dBμV/m)	(dB)	(dBμV/m)	(dBμV)	(dB/m)	(dB)	(dB)	(cm)	(deg)	(P/A)	(H/V)
802.11b CH 01 2412MHz		2390	55.45	-18.55	74	54.51	32.22	4.58	35.86	103	308	P	H
		2390	43.54	-10.46	54	42.6	32.22	4.58	35.86	103	308	A	H

1. Path Loss(dB) = Cable loss(dB) + Filter loss(dB) + Attenuator loss(dB)
2. Level(dBμV/m) = Antenna Factor(dB/m) + Path Loss(dB) + Read Level(dBμV) - Preamp Factor(dB)
3. Over Limit(dB) = Level(dBμV/m) – Limit Line(dBμV/m)

For Peak Limit @ 2390MHz:

1. Level(dBμV/m)

= Antenna Factor(dB/m) + Path Loss(dB) + Read Level(dBμV) - Preamp Factor(dB)

= 32.22(dB/m) + 4.58(dB) + 54.51(dBμV) – 35.86 (dB)

= 55.45 (dBμV/m)

2. Over Limit(dB)

= Level(dBμV/m) – Limit Line(dBμV/m)

= 55.45(dBμV/m) – 74(dBμV/m)

= -18.55(dB)

For Average Limit @ 2390MHz:

1. Level(dBμV/m)

= Antenna Factor(dB/m) + Path Loss(dB) + Read Level(dBμV) - Preamp Factor(dB)

= 32.22(dB/m) + 4.58(dB) + 42.6(dBμV) – 35.86 (dB)

= 43.54 (dBμV/m)

2. Over Limit(dB) = Level(dBμV/m) – Limit Line(dBμV/m)

= 43.54(dBμV/m) – 54(dBμV/m)

= -10.46(dB)

Both peak and average measured complies with the limit line, so test result is “PASS”.

Appendix D. Radiated Spurious Emission Plots

Test Engineer :	Bill Cheng, Fu Chen, and Troye Hsieh	**Temperature :**	18.8~24.0°C
		Relative Humidity :	33.2~66.1%

Note symbol

-L	**Low channel location**
-R	**High channel location**

Band 5 - 5925~6425MHz

WIFI 802.11ax HEW20 Full (Band Edge @ 3m)

WIFI	Band 5 5925~6425MHz Band Edge @ 3m	
ANT	802.11ax HEW20 Full CH1 5955MHz	
11+8	Horizontal	Fundamental
Peak	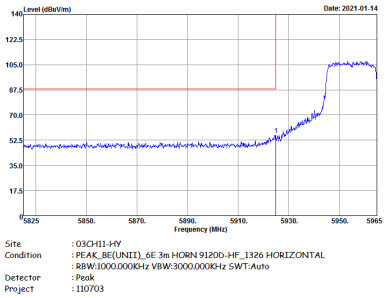	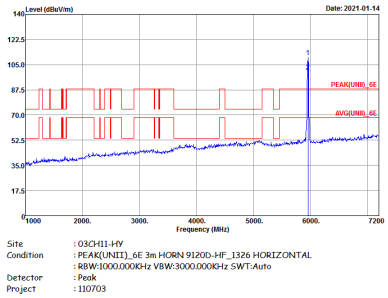
Avg.	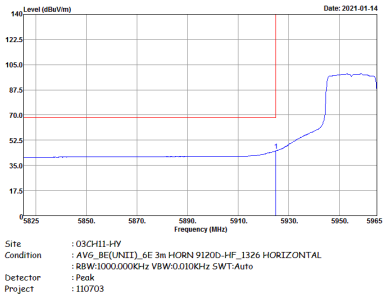	Left blank

WIFI	Band 5 5925~6425MHz Band Edge @ 3m	
ANT	802.11ax HEW20 Full CH1 5955MHz	
11+8	Vertical	Fundamental
Peak	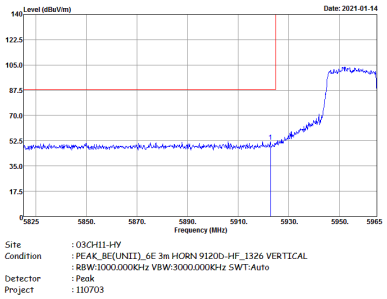	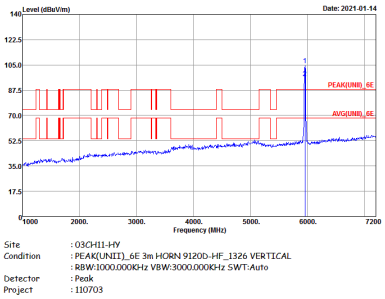
Avg.	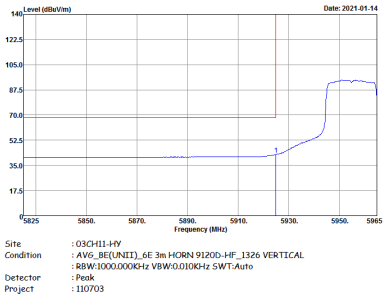	Left blank

WIFI	Band 5 5925~6425MHz Band Edge @ 3m	
ANT	802.11ax HEW20 CH45 6175MHz	
11+8	Horizontal	Vertical
Peak Avg.	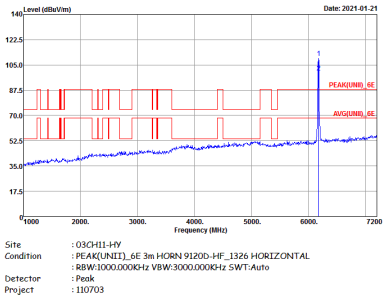	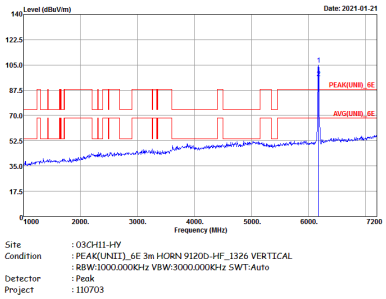

WIFI	Band 5 5925~6425MHz Band Edge @ 3m	
ANT	802.11ax HEW20 CH93 6415MHz	
11+8	Horizontal	Vertical
Peak Avg.	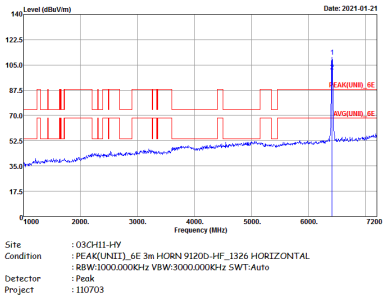	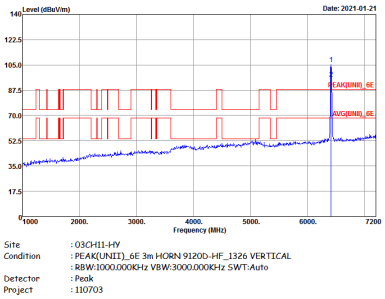

Band 5 5925~6425MHz

WIFI 802.11ax HEW20 Partial 106 (Band Edge @ 3m)

WIFI	Band 5 5925~6425MHz Band Edge @ 3m	
ANT	802.11ax HEW20 Partial 106/53 CH1 5955MHz	
11+8	Horizontal	Fundamental
Peak	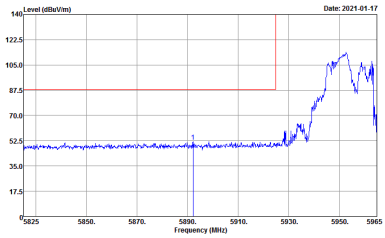 Site : 03CH11-HY Condition : PEAK_BE(UNII)_6E 3m HORN 9120D-HF_1326 HORIZONTAL : RBW:1000.000KHz VBW:3000.000KHz SWT:Auto Detector : Peak Project : 110703	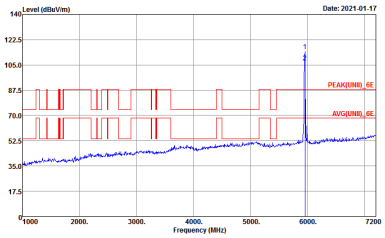 Site : 03CH11-HY Condition : PEAK(UNII)_6E 3m HORN 9120D-HF_1326 HORIZONTAL : RBW:1000.000KHz VBW:3000.000KHz SWT:Auto Detector : Peak Project : 110703
Avg.	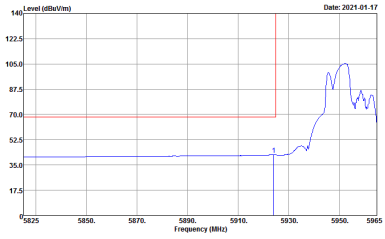 Site : 03CH11-HY Condition : AVG_BE(UNII)_6E 3m HORN 9120D-HF_1326 HORIZONTAL : RBW:1000.000KHz VBW:0.010KHz SWT:Auto Detector : Peak Project : 110703	Left blank

WIFI	Band 5 5925~6425MHz Band Edge @ 3m	
ANT	802.11ax HEW20 Partial 106/53 CH1 5955MHz	
11+8	Vertical	Fundamental
Peak	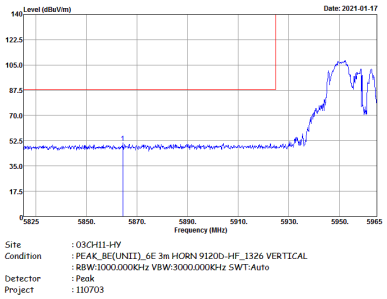	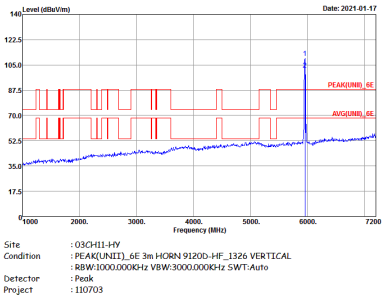
Avg.	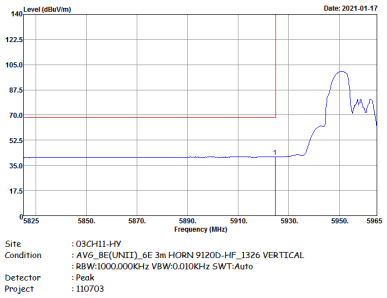	Left blank

Band 5 5925~6425MHz
WIFI 802.11ax HEW40 Full (Band Edge @ 3m)

WIFI	Band 5 5925~6425MHz Band Edge @ 3m	
ANT	802.11ax HEW40 Full CH3 5965MHz	
11+8	Horizontal	Fundamental
Peak	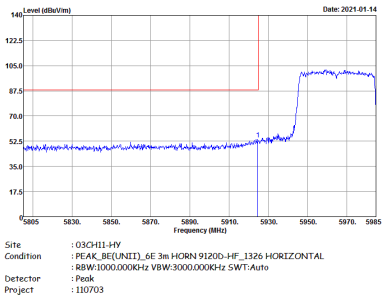	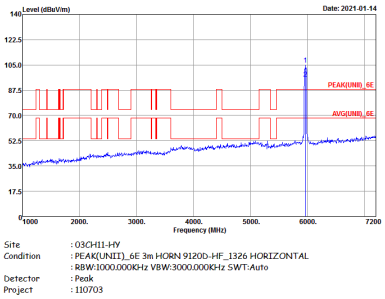
Avg.	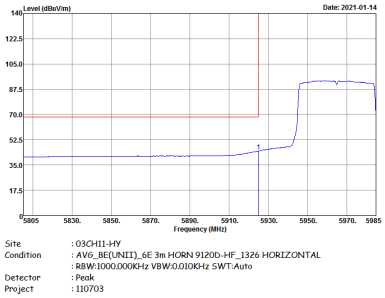	Left blank

WIFI	Band 5 5925~6425MHz Band Edge @ 3m	
ANT	802.11ax HEW40 Full CH3 5965MHz	
11+8	Vertical	Fundamental
Peak	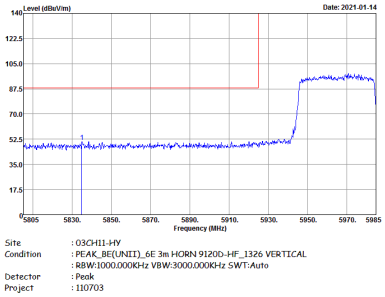	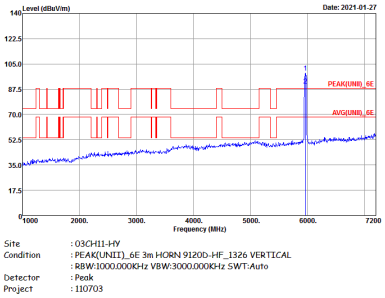
Avg.	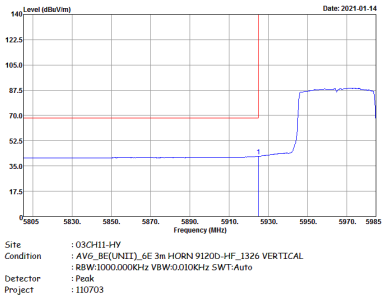	Left blank

WIFI	Band 5 5925~6425MHz Band Edge @ 3m	
ANT	802.11ax HEW40 CH43 6165MHz	
11+8	Horizontal	Vertical
Peak Avg.	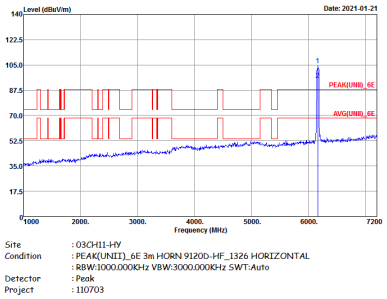	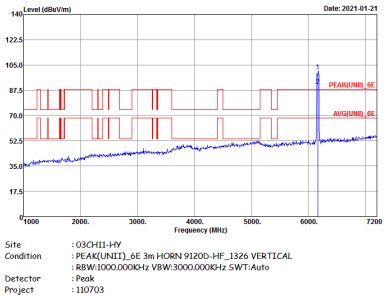

WIFI	Band 5 5925~6425MHz Band Edge @ 3m	
ANT	802.11ax HEW40 CH91 6405MHz	
11+8	Horizontal	Vertical
Peak Avg.	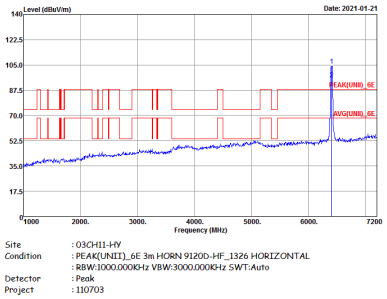	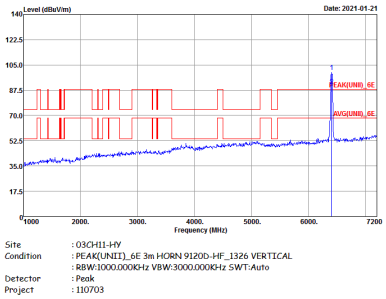

Band 5 5925~6425MHz

WIFI 802.11ax HEW40 Partial 242 (Band Edge @ 3m)

WIFI	Band 5 5925~6425MHz Band Edge @ 3m	
ANT	802.11ax HEW40 Partial 242/61 CH3 5965MHz	
11+8	Horizontal	Fundamental
Peak	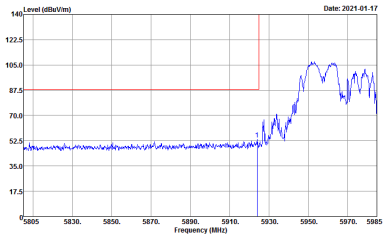 Site : 03CH11-HY Condition : PEAK_BE(UNII)_6E 3m HORN 9120D-HF_1326 HORIZONTAL : RBW:1000.000KHz VBW:3000.000KHz SWT:Auto Detector : Peak Project : 110703	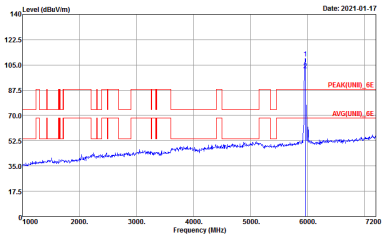 Site : 03CH11-HY Condition : PEAK(UNII)_6E 3m HORN 9120D-HF_1326 HORIZONTAL : RBW:1000.000KHz VBW:3000.000KHz SWT:Auto Detector : Peak Project : 110703
Avg.	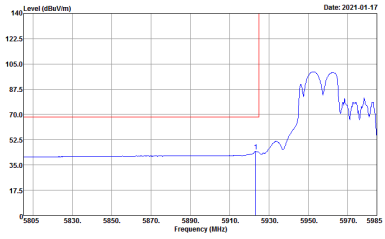 Site : 03CH11-HY Condition : AVG_BE(UNII)_6E 3m HORN 9120D-HF_1326 HORIZONTAL : RBW:1000.000KHz VBW:0.010KHz SWT:Auto Detector : Peak Project : 110703	Left blank

WIFI	Band 5 5925~6425MHz Band Edge @ 3m	
ANT	802.11ax HEW40 Partial 242/61 CH3 5965MHz	
11+8	Vertical	Fundamental
Peak	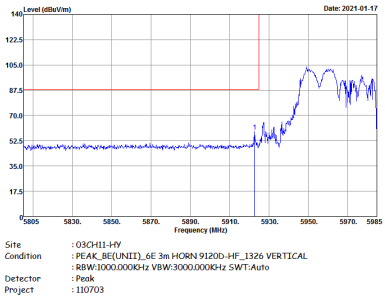	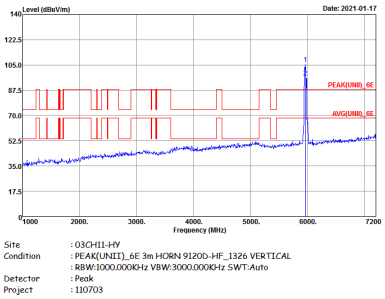
Avg.	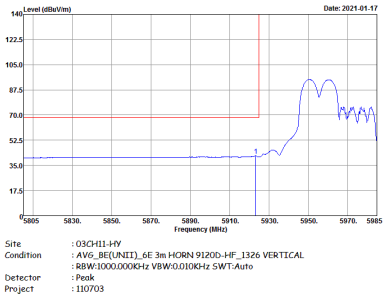	Left blank

Band 5 5925~6425MHz
WIFI 802.11ax HEW80 Full (Band Edge @ 3m)

WIFI	Band 5 5925~6425MHz Band Edge @ 3m	
ANT	802.11ax HEW80 Full CH7 5985MHz	
11+8	Horizontal	Fundamental
Peak	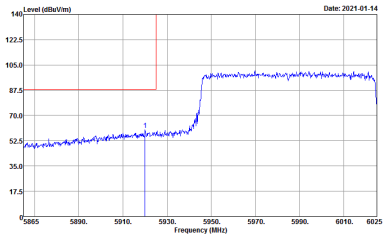 Site : 03CH11-HY Condition : PEAK_BE(UNII)_6E 3m HORN 9120D-HF_1326 HORIZONTAL : RBW:1000.000KHz VBW:3000.000KHz SWT:Auto Detector : Peak Project : 110703	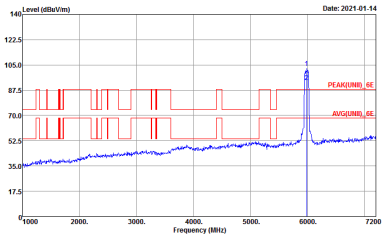 Site : 03CH11-HY Condition : PEAK(UNII)_6E 3m HORN 9120D-HF_1326 HORIZONTAL : RBW:1000.000KHz VBW:3000.000KHz SWT:Auto Detector : Peak Project : 110703
Avg.	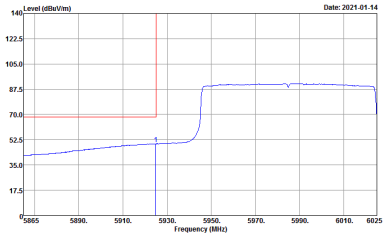 Site : 03CH11-HY Condition : AVG_BE(UNII)_6E 3m HORN 9120D-HF_1326 HORIZONTAL : RBW:1000.000KHz VBW:0.010KHz SWT:Auto Detector : Peak Project : 110703	Left blank

WIFI	Band 5 5925~6425MHz Band Edge @ 3m	
ANT	802.11ax HEW80 Full CH7 5985MHz	
11+8	Vertical	Fundamental
Peak	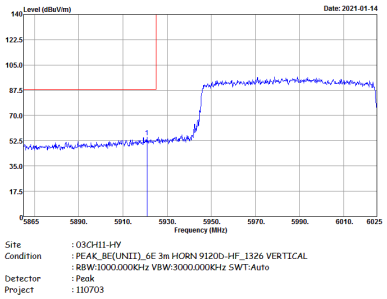	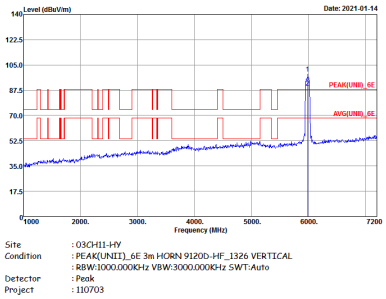
Avg.	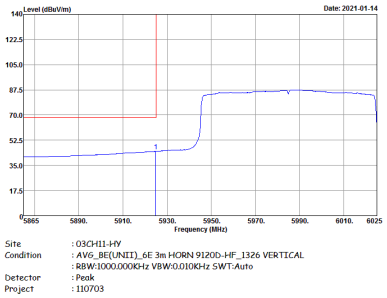	Left blank

WIFI	Band 5 5925~6425MHz Band Edge @ 3m	
ANT	802.11ax HEW80 CH39 6145MHz	
11+8	Horizontal	Vertical
Peak Avg.	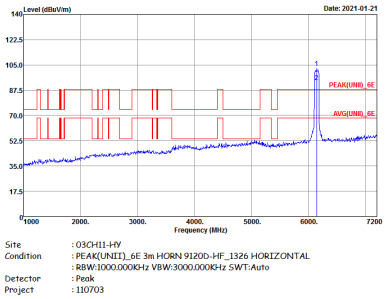	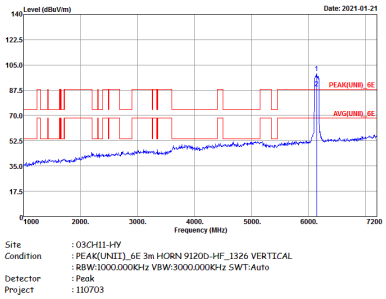

WIFI	Band 5 5925~6425MHz Band Edge @ 3m	
ANT	802.11ax HEW80 CH87 6385MHz	
11+8	Horizontal	Vertical
Peak Avg.	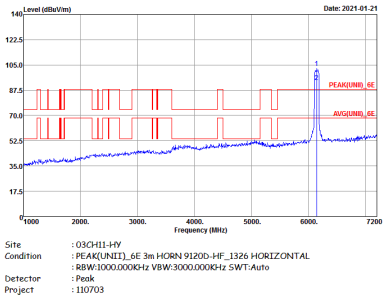	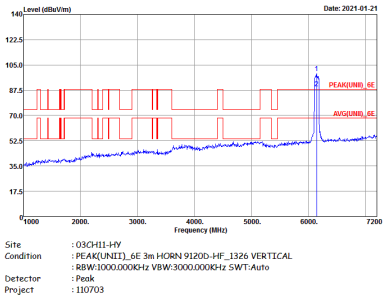

Band 5 5925~6425MHz

WIFI 802.11ax HEW80 Partial 484 (Band Edge @ 3m)

WIFI	Band 5 5925~6425MHz Band Edge @ 3m	
ANT	802.11ax HEW80 Partial 484/65 CH7 5985MHz	
11+8	Horizontal	Fundamental
Peak	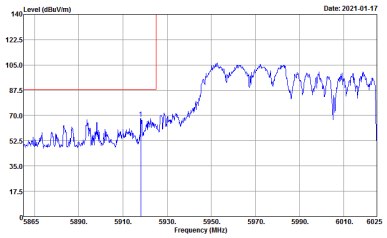 Site : 03CH11-HY Condition : PEAK_BE(UNII)_6E 3m HORN 9120D-HF_1326 HORIZONTAL : RBW:1000.000KHz VBW:3000.000KHz SWT:Auto Detector : Peak Project : 110703	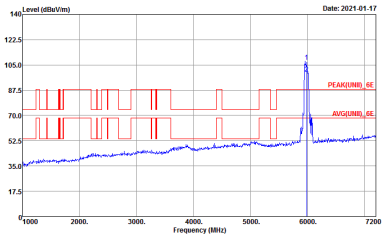 Site : 03CH11-HY Condition : PEAK(UNII)_6E 3m HORN 9120D-HF_1326 HORIZONTAL : RBW:1000.000KHz VBW:3000.000KHz SWT:Auto Detector : Peak Project : 110703
Avg.	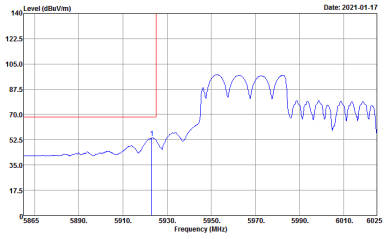 Site : 03CH11-HY Condition : AVG_BE(UNII)_6E 3m HORN 9120D-HF_1326 HORIZONTAL : RBW:1000.000KHz VBW:0.010KHz SWT:Auto Detector : Peak Project : 110703	Left blank

WIFI	Band 5 5925~6425MHz Band Edge @ 3m	
ANT	802.11ax HEW80 Partial 484/65 CH7 5985MHz	
11+8	Vertical	Fundamental
Peak	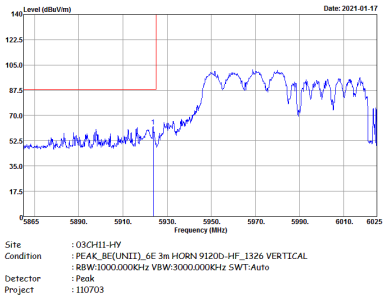	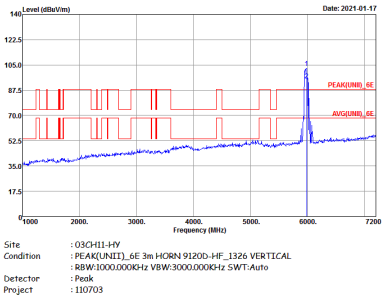
Avg.	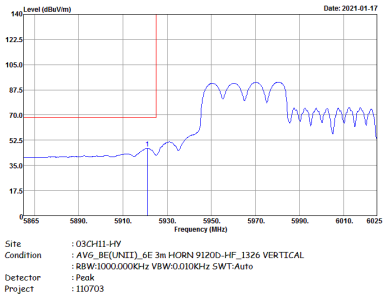	Left blank

Band 5 5925~6425MHz

WIFI 802.11ax HEW160 Full (Band Edge @ 3m)

WIFI	Band 5 5925~6425MHz Band Edge @ 3m	
ANT	802.11ax HEW160 CH15 6025MHz	
11+8	Horizontal	Fundamental
Peak	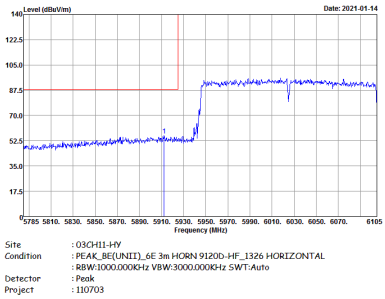	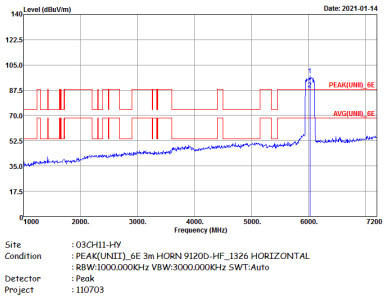
Avg.	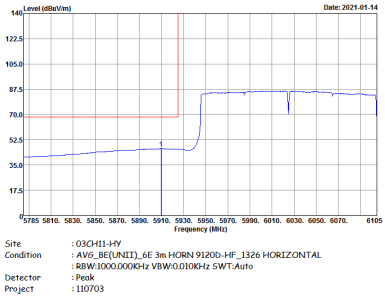	Left blank

WIFI	Band 5 5925~6425MHz Band Edge @ 3m	
ANT	802.11ax HEW160 CH15 6025MHz	
11+8	Vertical	Fundamental
Peak	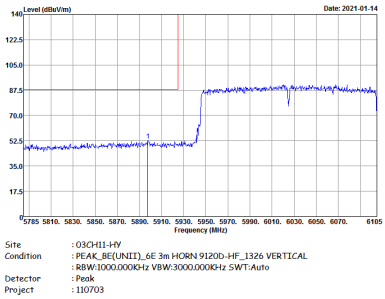	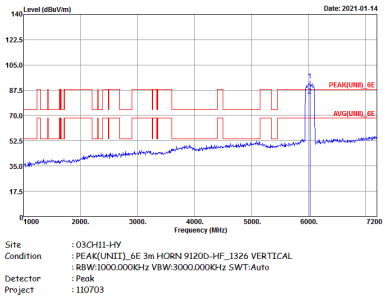
Avg.	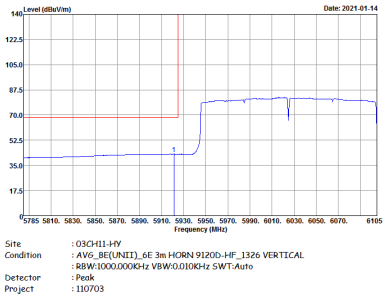	Left blank

WIFI	Band 5 5925~6425MHz Band Edge @ 3m	
ANT	802.11ax HEW160 CH47 6185MHz	
11+8	Horizontal	Vertical
Peak Avg.	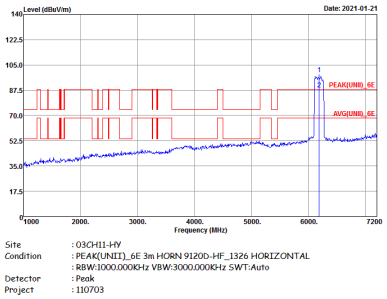	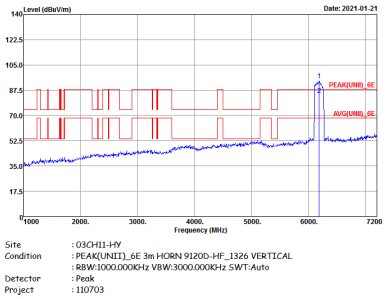

WIFI	Band 5 5925~6425MHz Band Edge @ 3m	
ANT	802.11ax HEW160 CH79 6345MHz	
11+8	Horizontal	Vertical
Peak Avg.	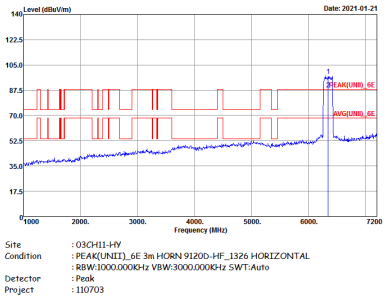	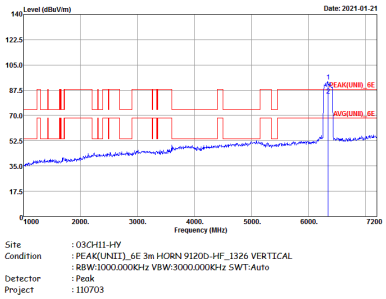

Band 5 5925~6425MHz

WIFI 802.11ax HEW160 Partial 996 (Band Edge @ 3m)

WIFI	Band 5 5925~6425MHz Band Edge @ 3m	
ANT	802.11ax HEW160 Partial 996/67 CH15 6025MHz	
11+8	Horizontal	Fundamental
Peak	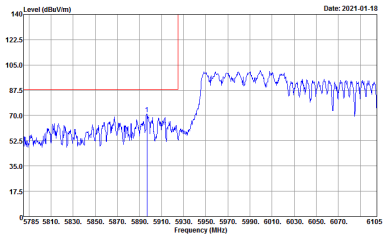 Site : 03CH11-HY Condition : PEAK_BE(UNII)_6E 3m HORN 9120D-HF_1326 HORIZONTAL : RBW:1000.000KHz VBW:3000.000KHz SWT:Auto Detector : Peak Project : 110703	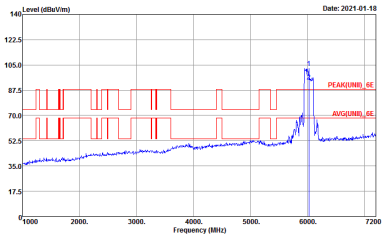 Site : 03CH11-HY Condition : PEAK(UNII)_6E 3m HORN 9120D-HF_1326 HORIZONTAL : RBW:1000.000KHz VBW:3000.000KHz SWT:Auto Detector : Peak Project : 110703
Avg.	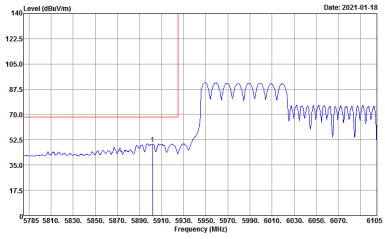 Site : 03CH11-HY Condition : AVG_BE(UNII)_6E 3m HORN 9120D-HF_1326 HORIZONTAL : RBW:1000.000KHz VBW:0.010KHz SWT:Auto Detector : Peak Project : 110703	Left blank

WIFI	Band 5 5925~6425MHz Band Edge @ 3m	
ANT	802.11ax HEW160 Partial 996/67 CH15 6025MHz	
11+8	Vertical	Fundamental
Peak	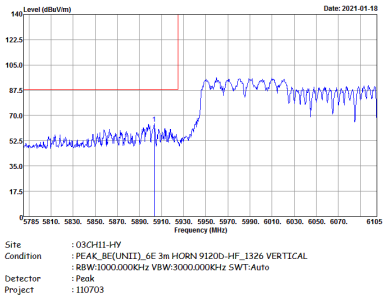	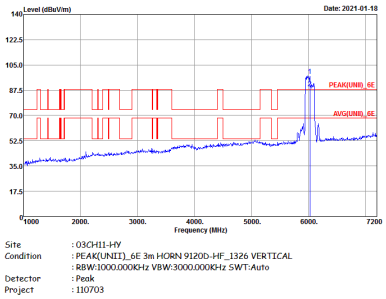
Avg.	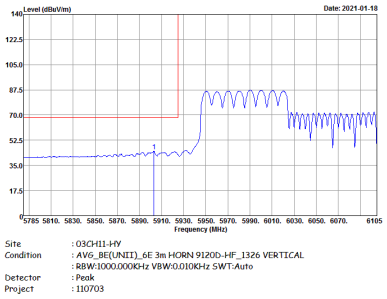	Left blank

Band 5 - 5925~6425MHz

WIFI 802.11ax HEW20 Full (Harmonic @ 3m)

WIFI	Band 5 5925~6425MHz Harmonic @ 3m	
ANT	802.11ax HEW20 Full CH1 5955MHz	
11+8	Horizontal	Vertical
Peak Avg.	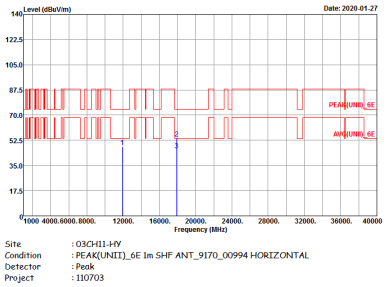	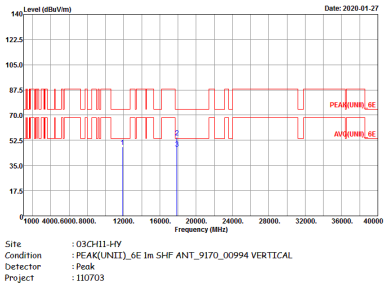

WIFI	Band 5 5925~6425MHz Harmonic @ 3m	
ANT	802.11ax HEW20 Full CH45 6175MHz	
11+8	Horizontal	Vertical
Peak Avg.	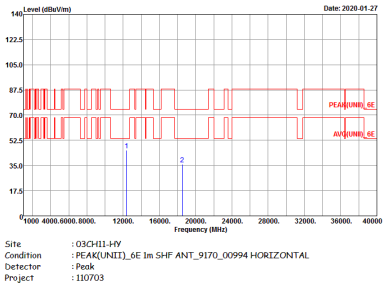	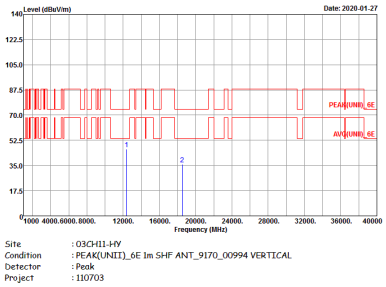

WIFI	Band 5 5925~6425MHz Harmonic @ 3m	
ANT	802.11ax HEW20 Full CH93 6415MHz	
11+8	Horizontal	Vertical
Peak Avg.	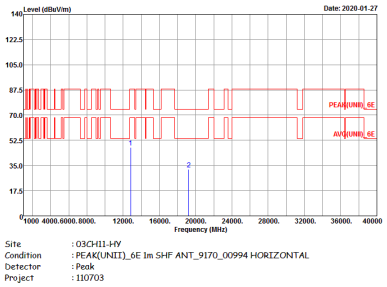	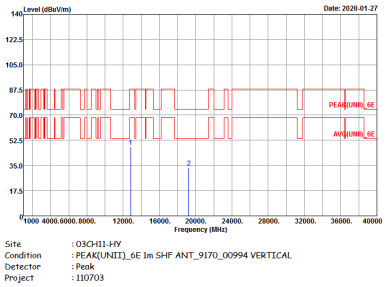

Band 5 5925~6425MHz

WIFI 802.11ax HEW40 Full (Harmonic @ 3m)

WIFI	Band 5 5925~6425MHz Harmonic @ 3m	
ANT	802.11ax HEW40 Full CH3 5965MHz	
11+8	Horizontal	Vertical
Peak Avg.	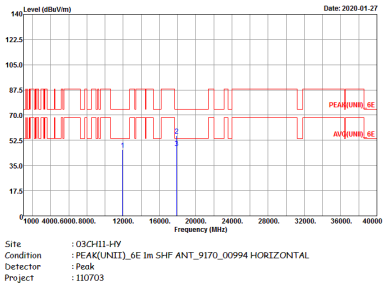	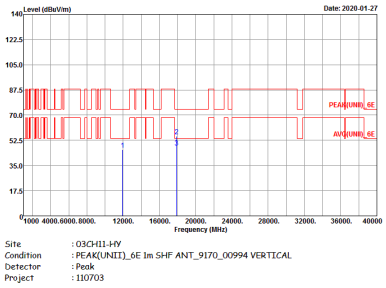

WIFI	Band 5 5925~6425MHz Harmonic @ 3m	
ANT	802.11ax HEW40 Full CH43 6165MHz	
11+8	Horizontal	Vertical
Peak Avg.	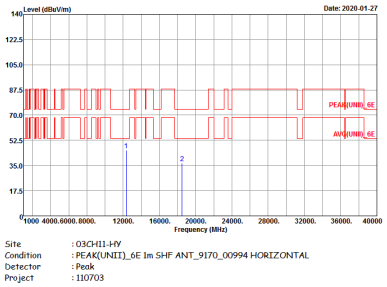 Site : 03CH11-HY Condition : PEAK(UNII)_6E 1m SHF ANT_9170_00994 HORIZONTAL Detector : Peak Project : 110703	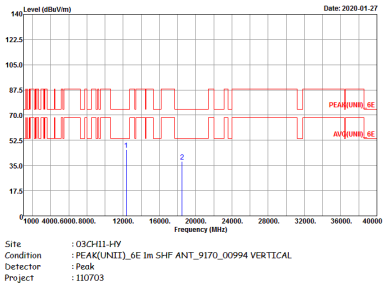 Site : 03CH11-HY Condition : PEAK(UNII)_6E 1m SHF ANT_9170_00994 VERTICAL Detector : Peak Project : 110703

WIFI	Band 5 5925~6425MHz Harmonic @ 3m	
ANT	802.11ax HEW40 Full CH91 6405MHz	
11+8	Horizontal	Vertical
Peak Avg.	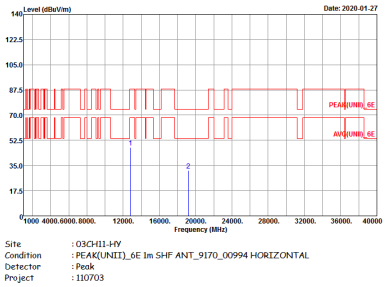	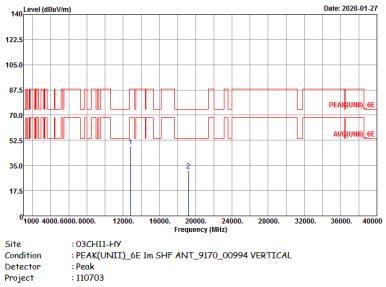

Band 5 5925~6425MHz
WIFI 802.11ax HEW80 Full (Harmonic @ 3m)

WIFI	Band 5 5925~6425MHz Harmonic @ 3m	
ANT	802.11ax HEW80 Full CH7 5985MHz	
11+8	Horizontal	Vertical
Peak Avg.	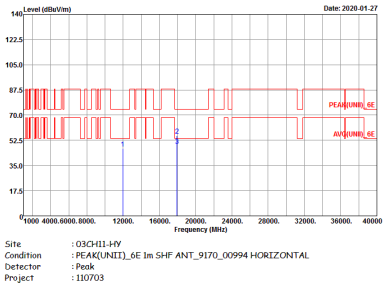	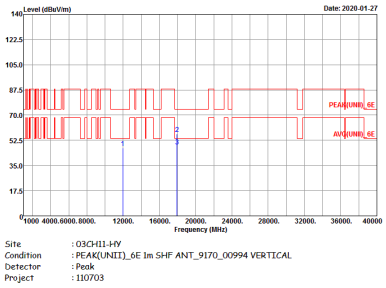

WIFI	Band 5 5925~6425MHz Harmonic @ 3m	
ANT	802.11ax HEW80 Full CH39 6145MHz	
11+8	Horizontal	Vertical
Peak Avg.	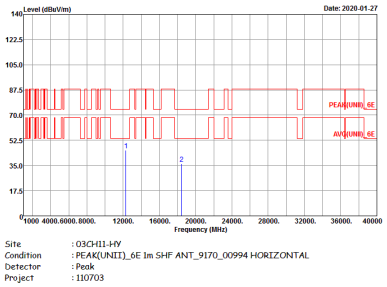	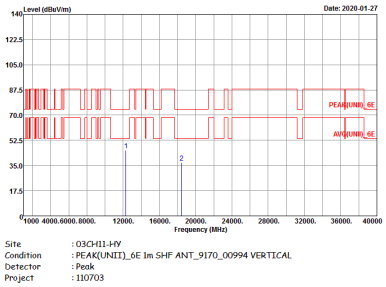

WIFI	Band 5 5925~6425MHz Harmonic @ 3m	
ANT	802.11ax HEW80 Full CH87 6385MHz	
11+8	Horizontal	Vertical
Peak Avg.	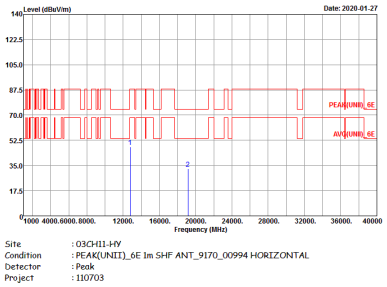 Site : 03CH11-HY Condition : PEAK(UNII)_6E 1m SHF ANT_9170_00994 HORIZONTAL Detector : Peak Project : 110703	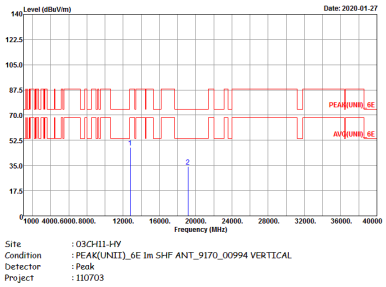 Site : 03CH11-HY Condition : PEAK(UNII)_6E 1m SHF ANT_9170_00994 VERTICAL Detector : Peak Project : 110703

Band 5 5925~6425MHz

WIFI 802.11ax HEW160 Full (Harmonic @ 3m)

WIFI	Band 5 5925~6425MHz Harmonic @ 3m	
ANT	802.11ax HEW160 Full CH15 6025MHz	
11+8	Horizontal	Vertical
Peak Avg.	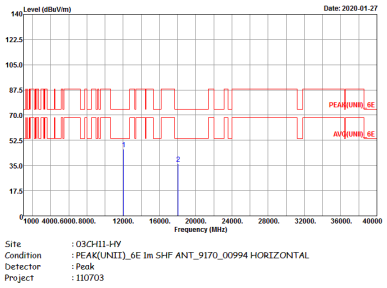	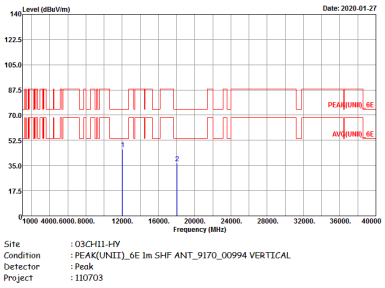

WIFI	Band 5 5925~6425MHz Harmonic @ 3m	
ANT	802.11ax HEW160 Full CH47 6185MHz	
11+8	Horizontal	Vertical
Peak Avg.	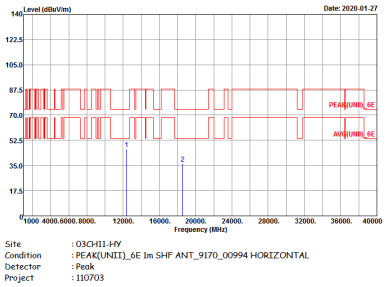	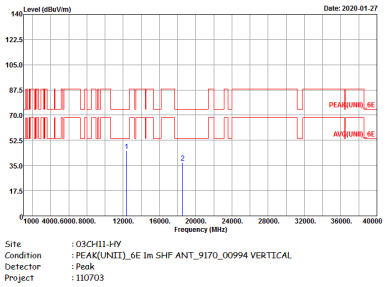

WIFI	Band 5 5925~6425MHz Harmonic @ 3m	
ANT	802.11ax HEW160 Full CH79 6345MHz	
11+8	Horizontal	Vertical
Peak Avg.	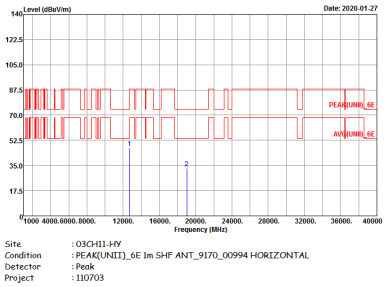	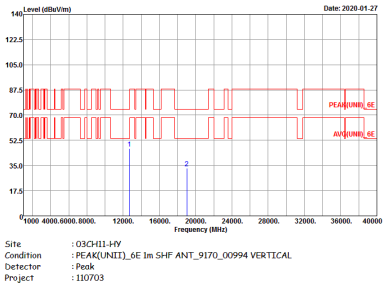

Band 6 - 6425~6525MHz

WIFI 802.11ax HEW20 Full (Band Edge @ 3m)

WIFI	Band 6 6425~6525MHz Band Edge @ 3m	
ANT	802.11ax HEW20 Full CH97 6435MHz	
11+8	Horizontal	Vertical
Peak Avg.	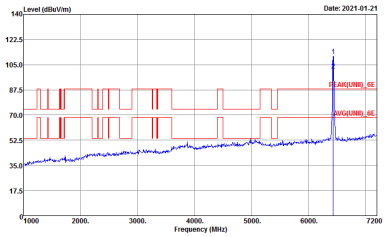	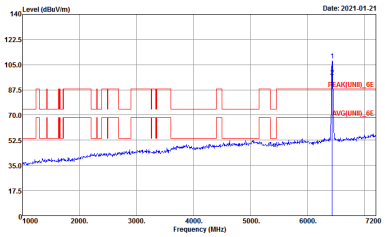
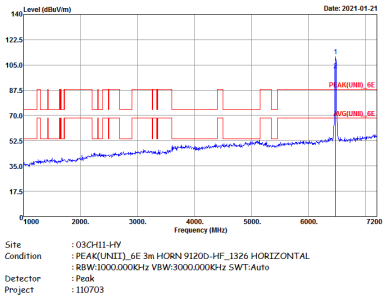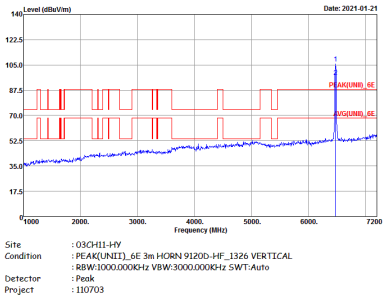
WIFI	Band 6 6425~6525MHz Band Edge @ 3m	
ANT	802.11ax HEW20 Full CH105 6475MHz	
11+8	Horizontal	Vertical
Peak Avg.