N48(20M)_DFT-s-OFDM_BPSK_Edge_1RB_Left_Low_CH

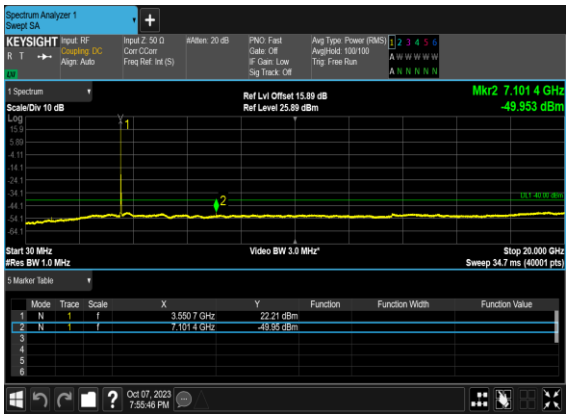

N48(20M)_DFT-s-OFDM_BPSK_Edge_1RB_Left_Low_CH

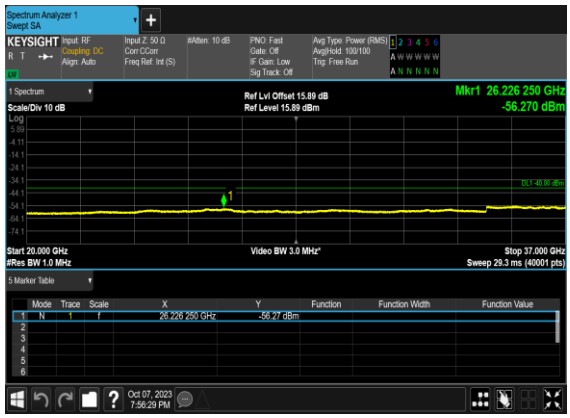

N48(20M)_DFT-s-OFDM_QPSK_Edge_1RB_Left_Low_CH

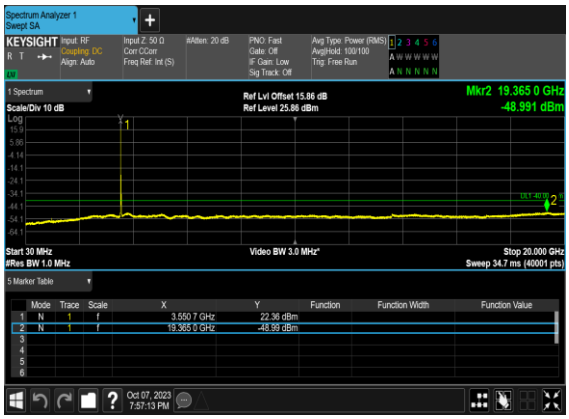

N48(20M)_DFT-s-OFDM_QPSK_Edge_1RB_Left_Low_CH

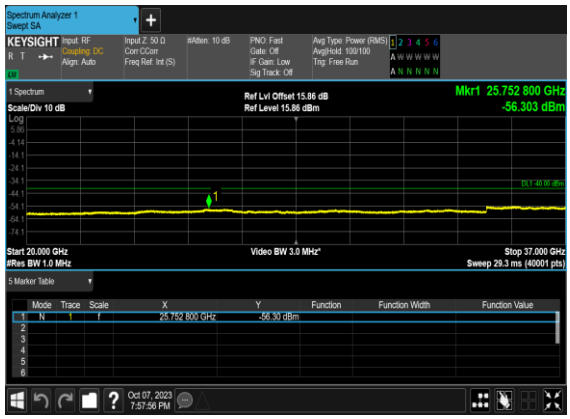

N48(20M)_DFT-s-OFDM_BPSK_Edge_1RB_Left_Mid_CH

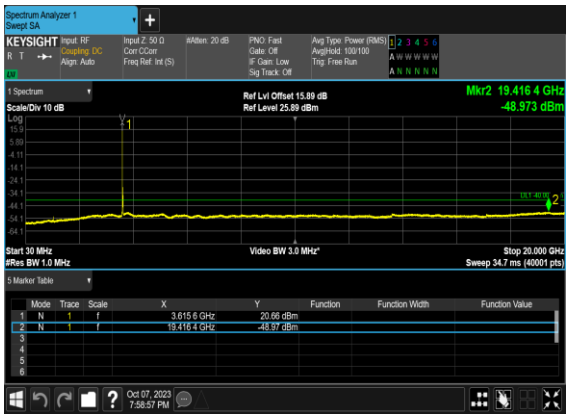

N48(20M)_DFT-s-OFDM_BPSK_Edge_1RB_Left_Mid_CH

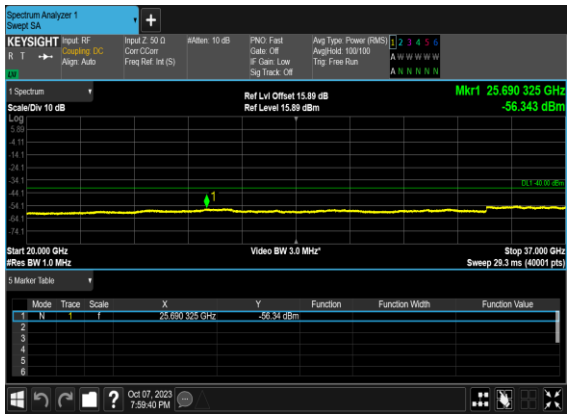

N48(20M)_DFT-s-OFDM_QPSK_Edge_1RB_Left_Mid_CH

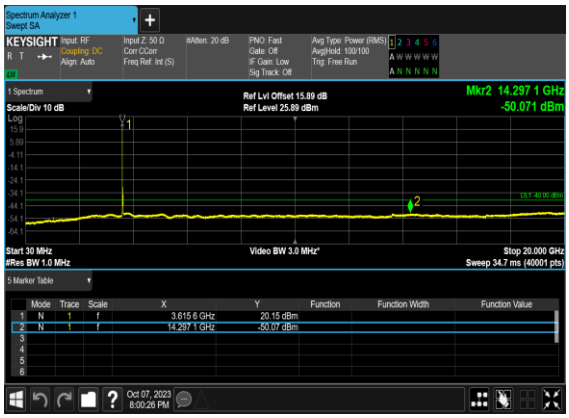

N48(20M)_DFT-s-OFDM_QPSK_Edge_1RB_Left_Mid_CH

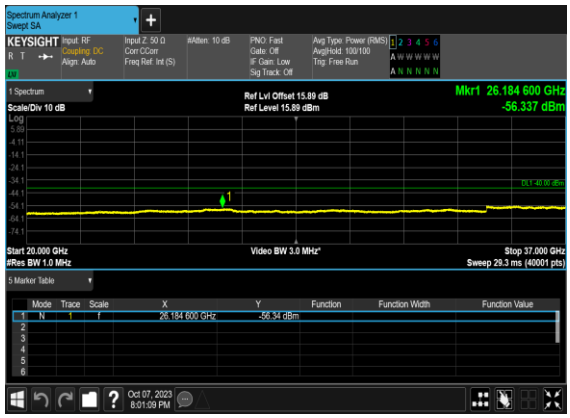

N48(20M)_DFT-s-OFDM_BPSK_Edge_1RB_Left_High_CH

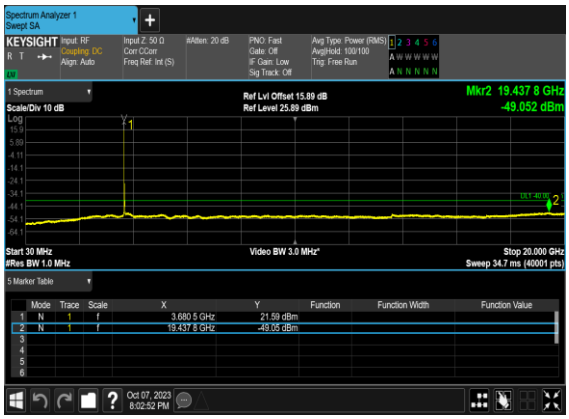

N48(20M)_DFT-s-OFDM_BPSK_Edge_1RB_Left_High_CH

N48(20M)_DFT-s-OFDM_QPSK_Edge_1RB_Left_High_CH

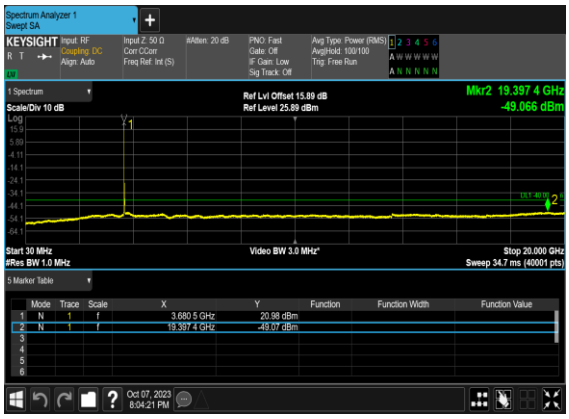

N48(20M)_DFT-s-OFDM_QPSK_Edge_1RB_Left_High_CH

N48(40M)_DFT-s-OFDM_BPSK_Edge_1RB_Left_Low_CH

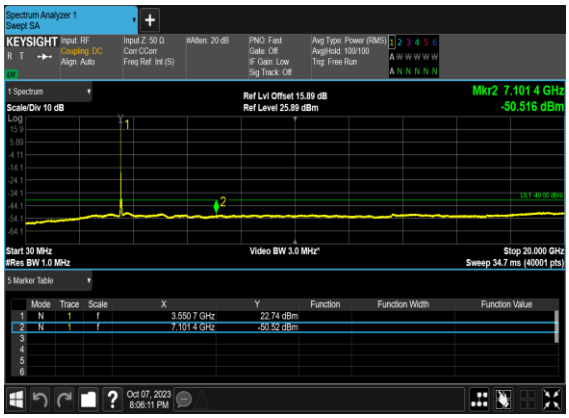

N48(40M)_DFT-s-OFDM_BPSK_Edge_1RB_Left_Low_CH

N48(40M)_DFT-s-OFDM_QPSK_Edge_1RB_Left_Low_CH

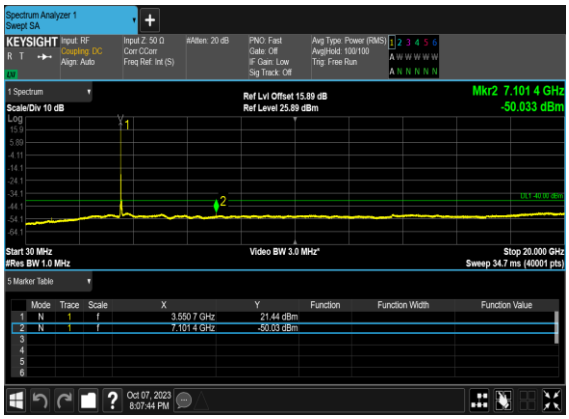

N48(40M)_DFT-s-OFDM_QPSK_Edge_1RB_Left_Low_CH

N48(40M)_DFT-s-OFDM_BPSK_Edge_1RB_Left_Mid_CH

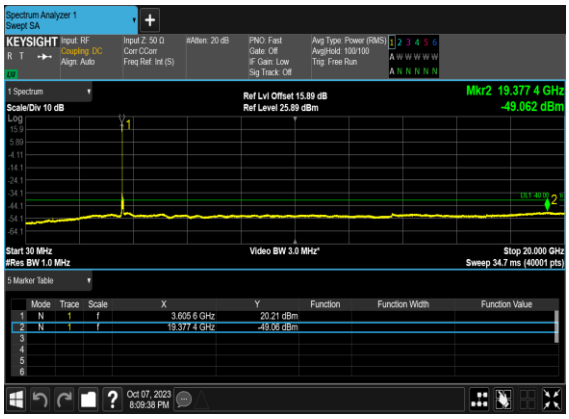

N48(40M)_DFT-s-OFDM_BPSK_Edge_1RB_Left_Mid_CH

N48(40M)_DFT-s-OFDM_QPSK_Edge_1RB_Left_Mid_CH

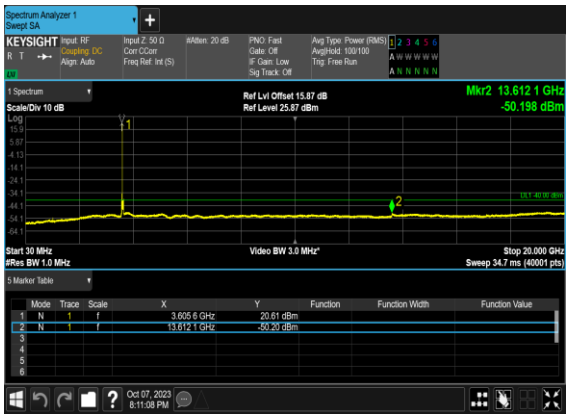

N48(40M)_DFT-s-OFDM_QPSK_Edge_1RB_Left_Mid_CH

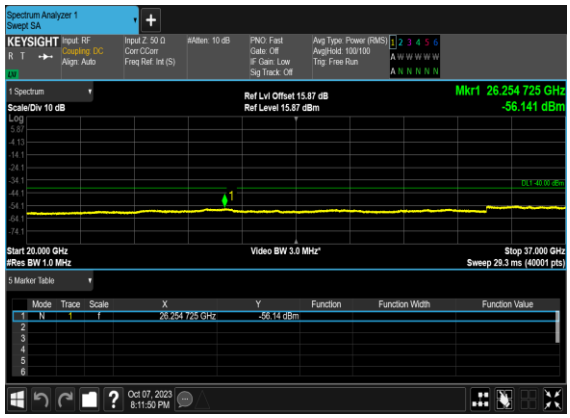

N48(40M)_DFT-s-OFDM_BPSK_Edge_1RB_Left_High_CH

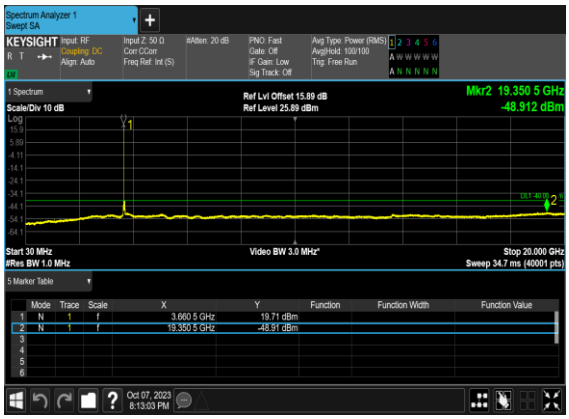

N48(40M)_DFT-s-OFDM_BPSK_Edge_1RB_Left_High_CH

N48(40M)_DFT-s-OFDM_QPSK_Edge_1RB_Left_High_CH

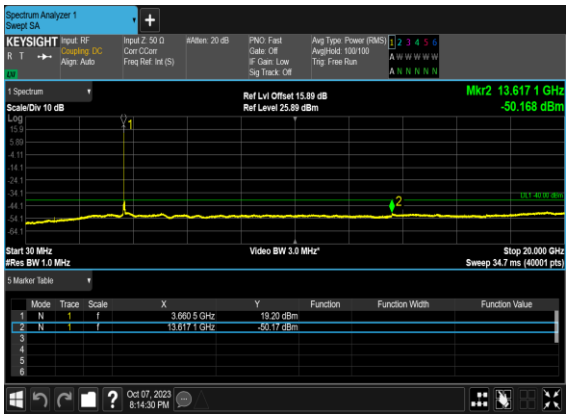

N48(40M)_DFT-s-OFDM_QPSK_Edge_1RB_Left_High_CH

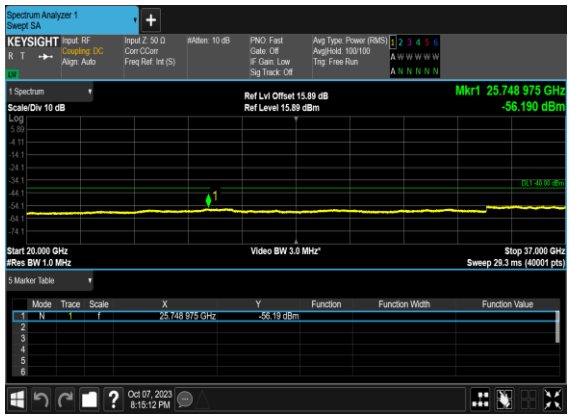

Conducted Band Edge

NR Band	SCS (kHz)	Bandwidth (MHz)	Arfcn	Freq (MHz)	Modulation	RB	Result	Verdict
48	15	10	637000	3555.0	DFT-s-OFDM BPSK	1@0	see graph	**PASS**
48	15	10	637000	3555.0	DFT-s-OFDM QPSK	1@0	see graph	**PASS**
48	15	10	637000	3555.0	DFT-s-OFDM BPSK	1@51	see graph	**PASS**
48	15	10	637000	3555.0	DFT-s-OFDM QPSK	1@51	see graph	**PASS**
48	15	10	637000	3555.0	DFT-s-OFDM BPSK	50@0	see graph	**PASS**
48	15	10	637000	3555.0	DFT-s-OFDM QPSK	50@0	see graph	**PASS**
48	15	10	641666	3624.99	DFT-s-OFDM BPSK	1@0	see graph	**PASS**
48	15	10	641666	3624.99	DFT-s-OFDM QPSK	1@0	see graph	**PASS**
48	15	10	641666	3624.99	DFT-s-OFDM BPSK	1@51	see graph	**PASS**
48	15	10	641666	3624.99	DFT-s-OFDM QPSK	1@51	see graph	**PASS**
48	15	10	641666	3624.99	DFT-s-OFDM BPSK	50@0	see graph	**PASS**
48	15	10	641666	3624.99	DFT-s-OFDM QPSK	50@0	see graph	**PASS**
48	15	10	646332	3694.98	DFT-s-OFDM BPSK	1@0	see graph	**PASS**
48	15	10	646332	3694.98	DFT-s-OFDM QPSK	1@0	see graph	**PASS**
48	15	10	646332	3694.98	DFT-s-OFDM BPSK	1@51	see graph	**PASS**
48	15	10	646332	3694.98	DFT-s-OFDM QPSK	1@51	see graph	**PASS**
48	15	10	646332	3694.98	DFT-s-OFDM BPSK	50@0	see graph	**PASS**
48	15	10	646332	3694.98	DFT-s-OFDM QPSK	50@0	see graph	**PASS**
48	15	20	637334	3560.01	DFT-s-OFDM BPSK	1@0	see graph	**PASS**
48	15	20	637334	3560.01	DFT-s-OFDM QPSK	1@0	see graph	**PASS**
48	15	20	637334	3560.01	DFT-s-OFDM BPSK	1@105	see graph	**PASS**
48	15	20	637334	3560.01	DFT-s-OFDM QPSK	1@105	see graph	**PASS**

48	15	20	637334	3560.01	DFT-s-OFDM BPSK	100@0	see graph	**PASS**
48	15	20	637334	3560.01	DFT-s-OFDM QPSK	100@0	see graph	**PASS**
48	15	20	641666	3624.99	DFT-s-OFDM BPSK	1@0	see graph	**PASS**
48	15	20	641666	3624.99	DFT-s-OFDM QPSK	1@0	see graph	**PASS**
48	15	20	641666	3624.99	DFT-s-OFDM BPSK	1@105	see graph	**PASS**
48	15	20	641666	3624.99	DFT-s-OFDM QPSK	1@105	see graph	**PASS**
48	15	20	641666	3624.99	DFT-s-OFDM BPSK	100@0	see graph	**PASS**
48	15	20	641666	3624.99	DFT-s-OFDM QPSK	100@0	see graph	**PASS**
48	15	20	646000	3690.0	DFT-s-OFDM BPSK	1@0	see graph	**PASS**
48	15	20	646000	3690.0	DFT-s-OFDM QPSK	1@0	see graph	**PASS**
48	15	20	646000	3690.0	DFT-s-OFDM BPSK	1@105	see graph	**PASS**
48	15	20	646000	3690.0	DFT-s-OFDM QPSK	1@105	see graph	**PASS**
48	15	20	646000	3690.0	DFT-s-OFDM BPSK	100@0	see graph	**PASS**
48	15	20	646000	3690.0	DFT-s-OFDM QPSK	100@0	see graph	**PASS**
48	15	40	638000	3570.0	DFT-s-OFDM BPSK	1@0	see graph	**PASS**
48	15	40	638000	3570.0	DFT-s-OFDM QPSK	1@0	see graph	**PASS**
48	15	40	638000	3570.0	DFT-s-OFDM BPSK	1@215	see graph	**PASS**
48	15	40	638000	3570.0	DFT-s-OFDM QPSK	1@215	see graph	**PASS**
48	15	40	638000	3570.0	DFT-s-OFDM BPSK	216@0	see graph	**PASS**
48	15	40	638000	3570.0	DFT-s-OFDM QPSK	216@0	see graph	**PASS**
48	15	40	641666	3624.99	DFT-s-OFDM BPSK	1@0	see graph	**PASS**
48	15	40	641666	3624.99	DFT-s-OFDM QPSK	1@0	see graph	**PASS**
48	15	40	641666	3624.99	DFT-s-OFDM BPSK	1@215	see graph	**PASS**
48	15	40	641666	3624.99	DFT-s-OFDM QPSK	1@215	see graph	**PASS**

48	15	40	641666	3624.99	DFT-s-OFDM BPSK	216@0	see graph	**PASS**
48	15	40	641666	3624.99	DFT-s-OFDM QPSK	216@0	see graph	**PASS**
48	15	40	645332	3679.98	DFT-s-OFDM BPSK	1@0	see graph	**PASS**
48	15	40	645332	3679.98	DFT-s-OFDM QPSK	1@0	see graph	**PASS**
48	15	40	645332	3679.98	DFT-s-OFDM BPSK	1@215	see graph	**PASS**
48	15	40	645332	3679.98	DFT-s-OFDM QPSK	1@215	see graph	**PASS**
48	15	40	645332	3679.98	DFT-s-OFDM BPSK	216@0	see graph	**PASS**
48	15	40	645332	3679.98	DFT-s-OFDM QPSK	216@0	see graph	**PASS**

N48(10M)_DFT-s-OFDM_BPSK_Edge_1RB_Left_Low_CH

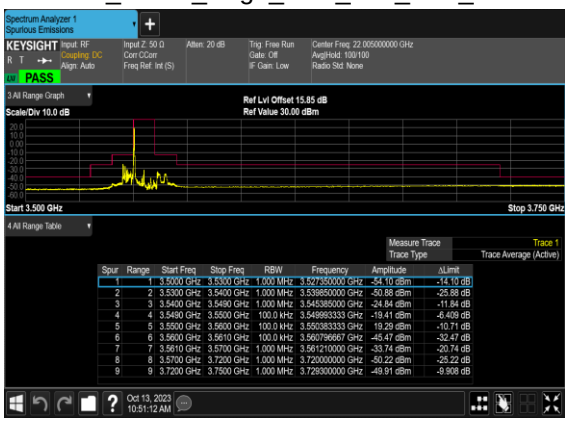

N48(10M)_DFT-s-OFDM_QPSK_Edge_1RB_Left_Low_CH

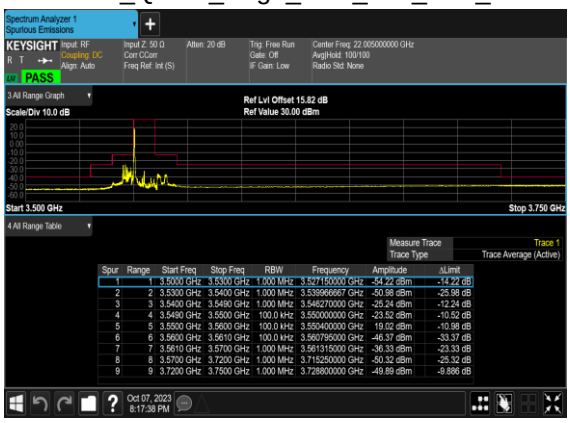

N48(10M)_DFT-s-OFDM_BPSK_Edge_1RB_Right_Low_CH

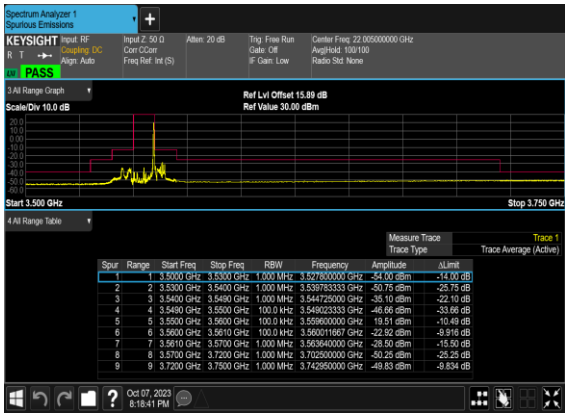

N48(10M)_DFT-s-OFDM_QPSK_Edge_1RB_Right_Low_CH

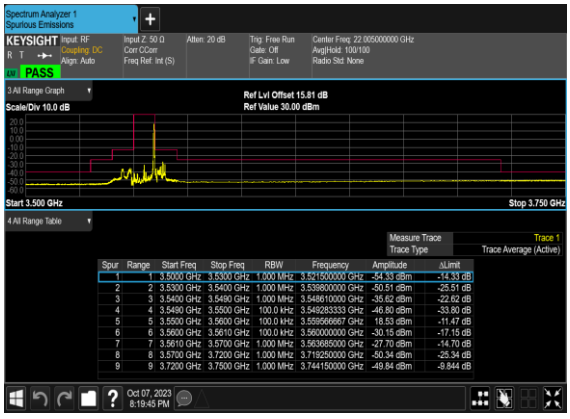

N48(10M)_DFT-s-OFDM_BPSK_Outer_Full_Low_CH

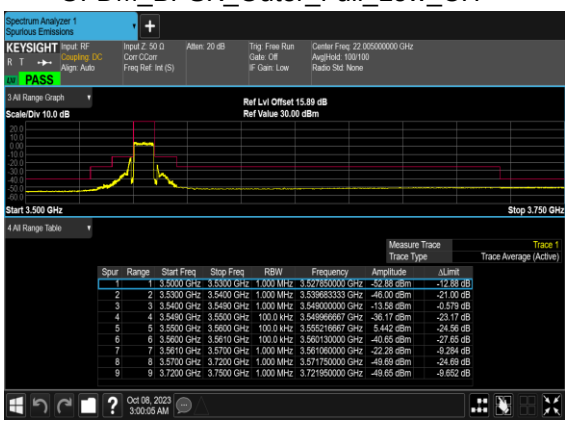

N48(10M)_DFT-s-OFDM_QPSK_Outer_Full_Low_CH

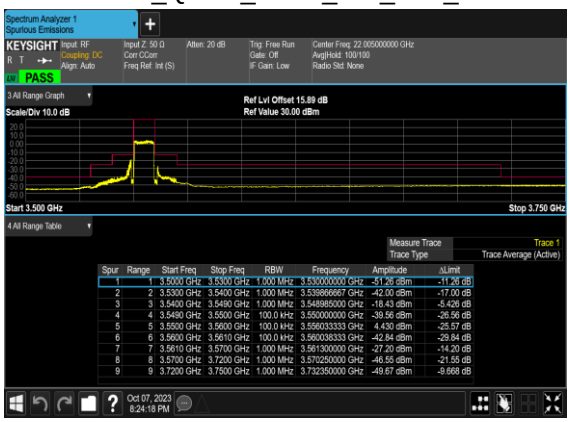

N48(10M)_DFT-s-OFDM_BPSK_Edge_1RB_Left_Mid_CH

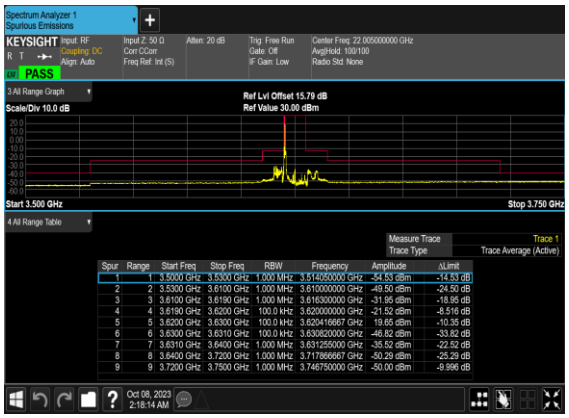

N48(10M)_DFT-s-OFDM_QPSK_Edge_1RB_Left_Mid_CH

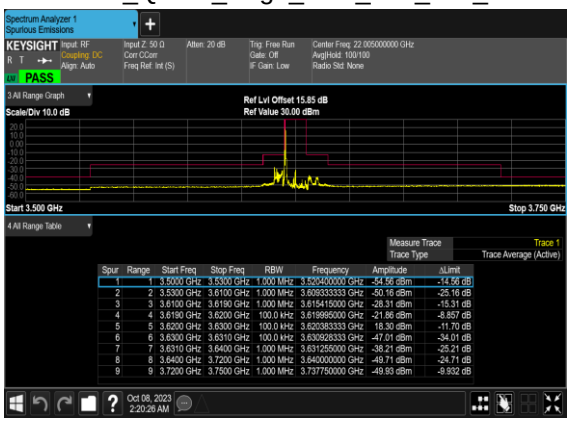

N48(10M)_DFT-s-OFDM_BPSK_Edge_1RB_Right_Mid_CH

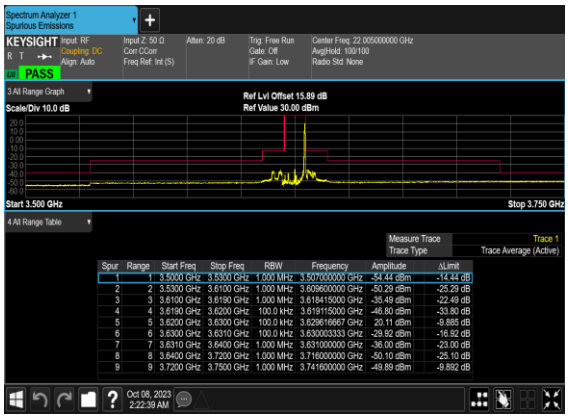

N48(10M)_DFT-s-OFDM_QPSK_Edge_1RB_Right_Mid_CH

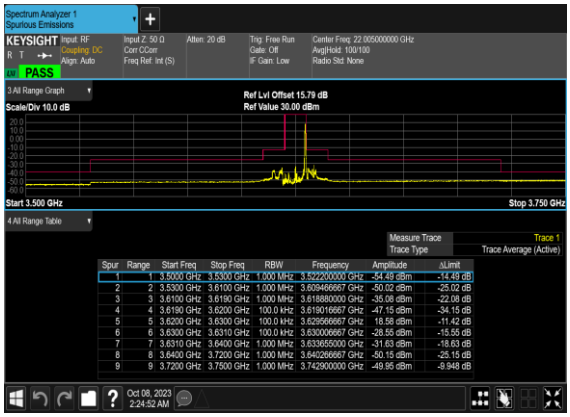

N48(10M)_DFT-s-OFDM_BPSK_Outer_Full_Mid_CH

N48(10M)_DFT-s-OFDM_QPSK_Outer_Full_Mid_CH

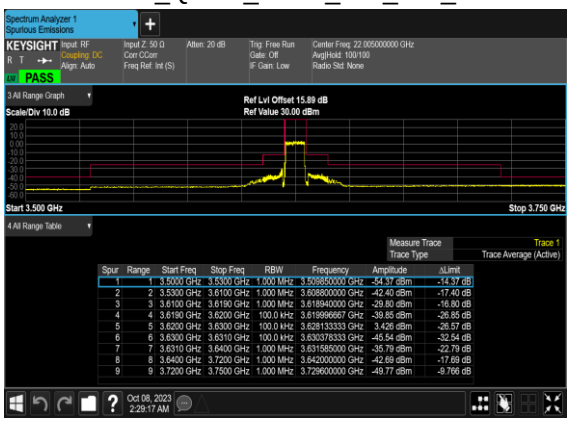

N48(10M)_DFT-s-OFDM_BPSK_Edge_1RB_Left_High_CH

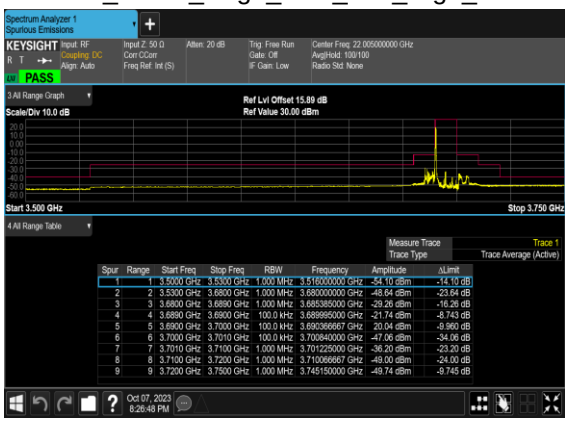

N48(10M)_DFT-s-OFDM_QPSK_Edge_1RB_Left_High_CH

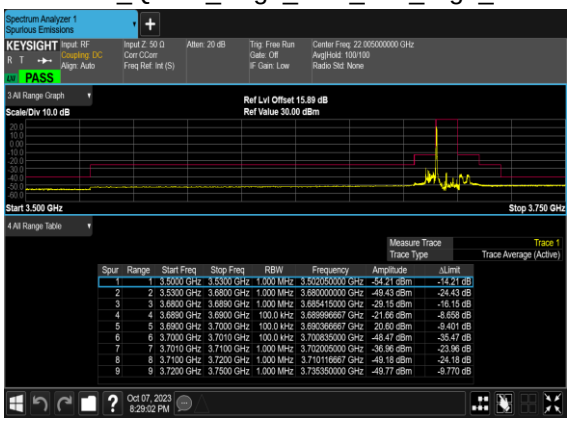

N48(10M)_DFT-s-OFDM_BPSK_Edge_1RB_Right_High_CH

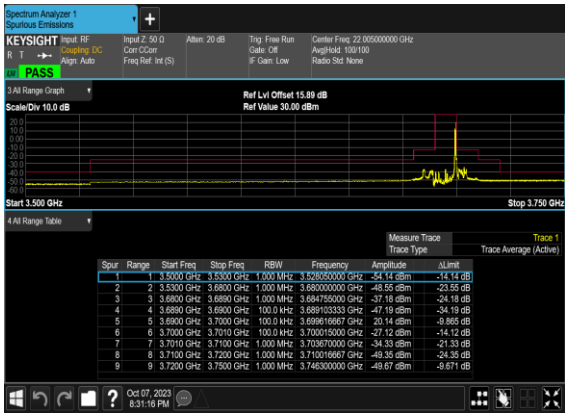

N48(10M)_DFT-s-OFDM_QPSK_Edge_1RB_Right_High_CH

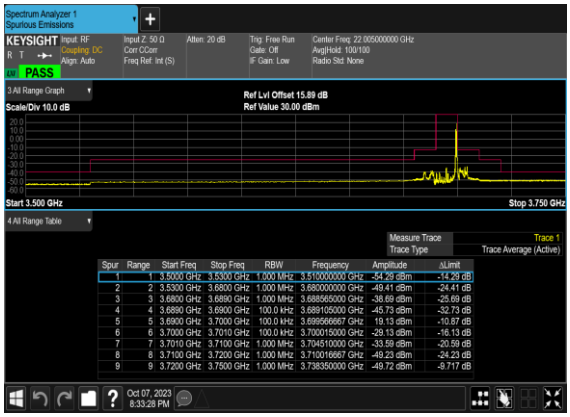

N48(10M)_DFT-s-OFDM_BPSK_Outer_Full_High_CH

N48(10M)_DFT-s-OFDM_QPSK_Outer_Full_High_CH

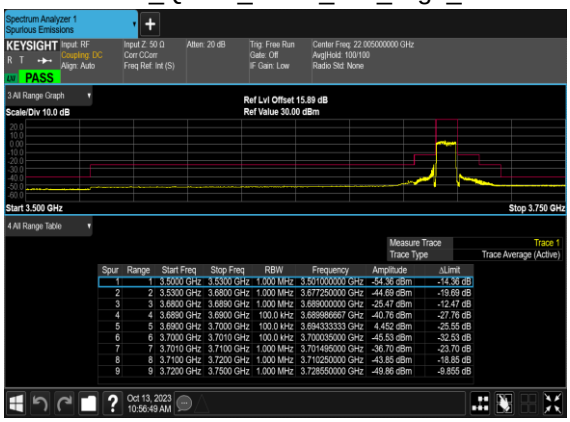

N48(20M)_DFT-s-OFDM_BPSK_Edge_1RB_Left_Low_CH

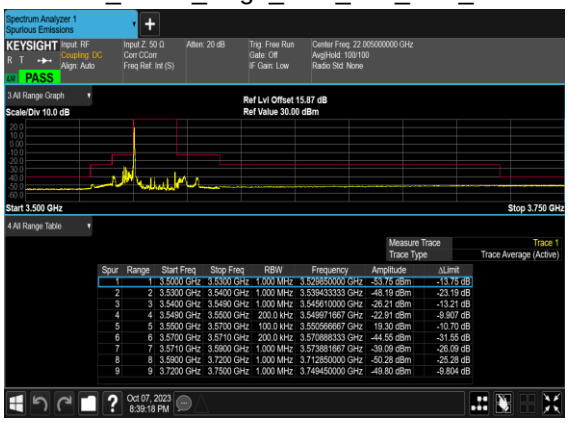

N48(20M)_DFT-s-OFDM_QPSK_Edge_1RB_Left_Low_CH

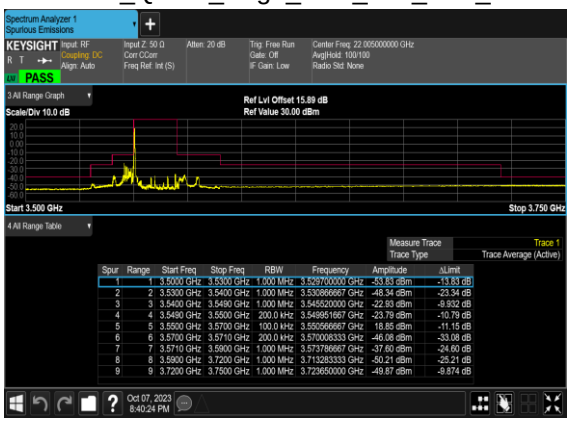

N48(20M)_DFT-s-OFDM_BPSK_Edge_1RB_Right_Low_CH

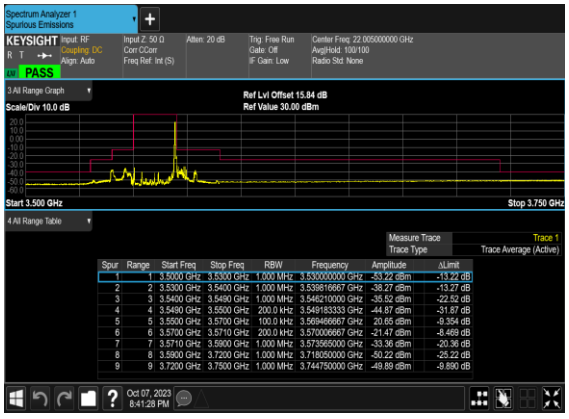

N48(20M)_DFT-s-OFDM_QPSK_Edge_1RB_Right_Low_CH

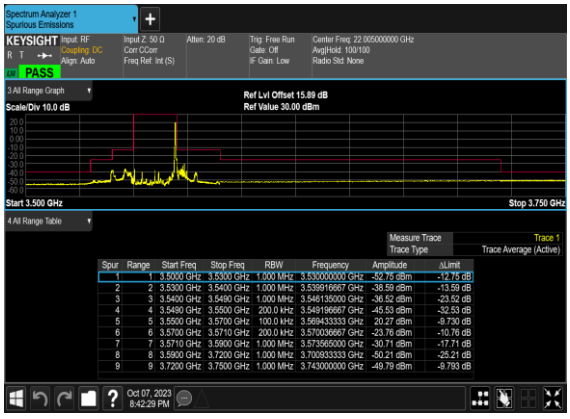

N48(20M)_DFT-s-OFDM_BPSK_Outer_Full_Low_CH

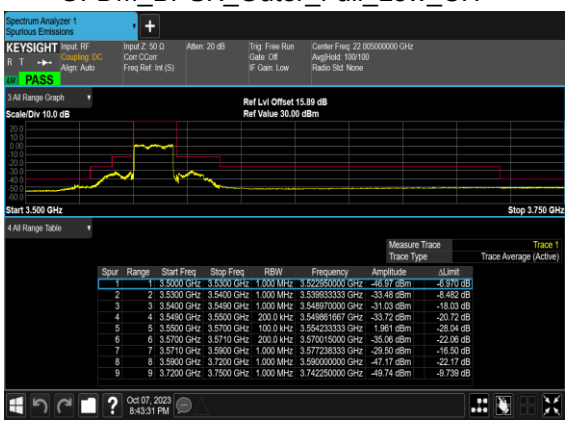

N48(20M)_DFT-s-OFDM_QPSK_Outer_Full_Low_CH

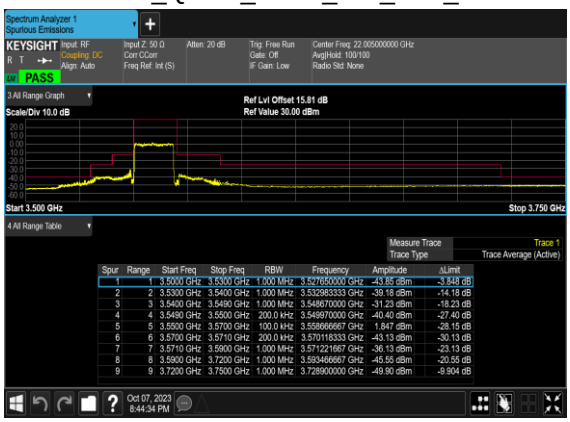

N48(20M)_DFT-s-OFDM_BPSK_Edge_1RB_Left_Mid_CH

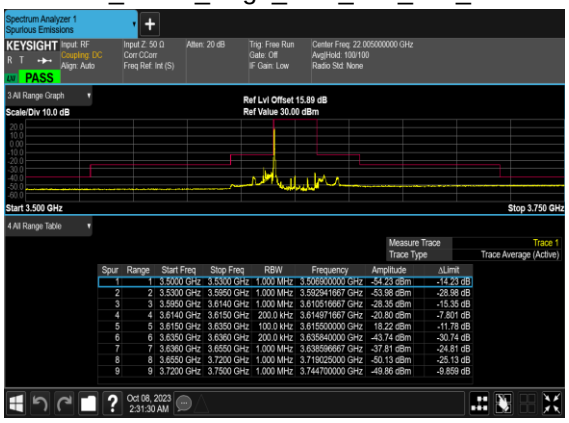

N48(20M)_DFT-s-OFDM_QPSK_Edge_1RB_Left_Mid_CH

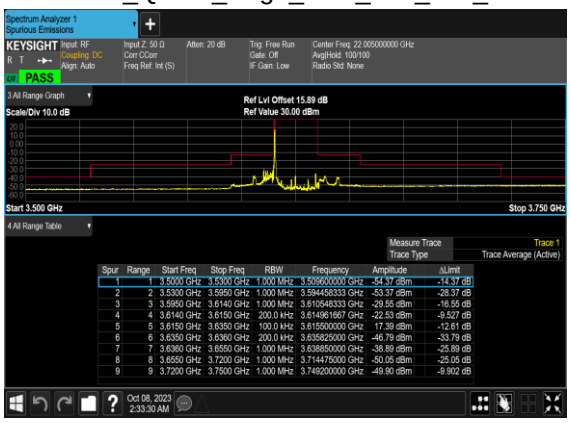

N48(20M)_DFT-s-OFDM_BPSK_Edge_1RB_Right_Mid_CH

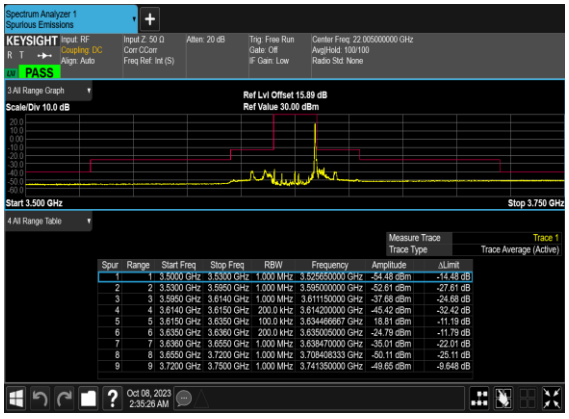

N48(20M)_DFT-s-OFDM_QPSK_Edge_1RB_Right_Mid_CH

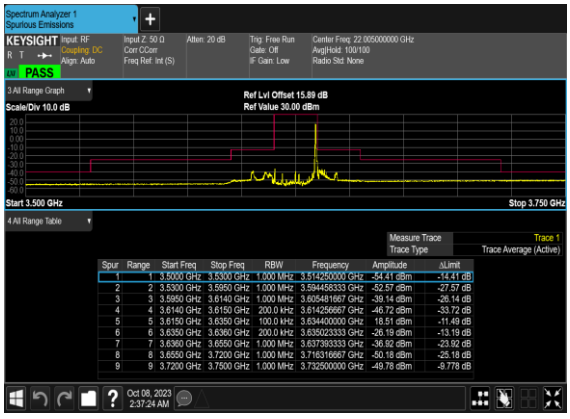

N48(20M)_DFT-s-OFDM_BPSK_Outer_Full_Mid_CH

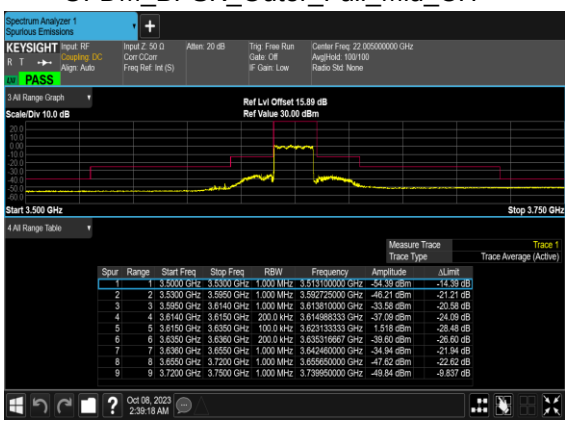

N48(20M)_DFT-s-OFDM_QPSK_Outer_Full_Mid_CH

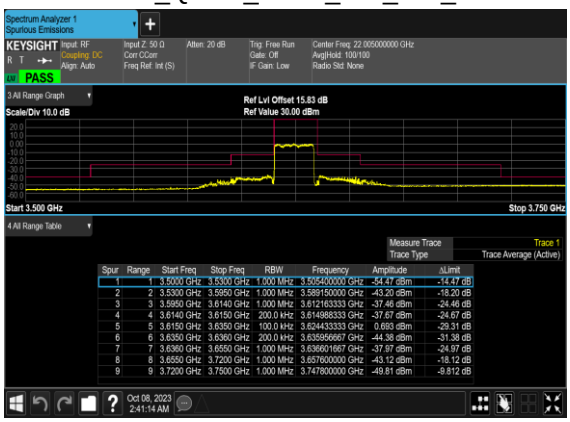

N48(20M)_DFT-s-OFDM_BPSK_Edge_1RB_Left_High_CH

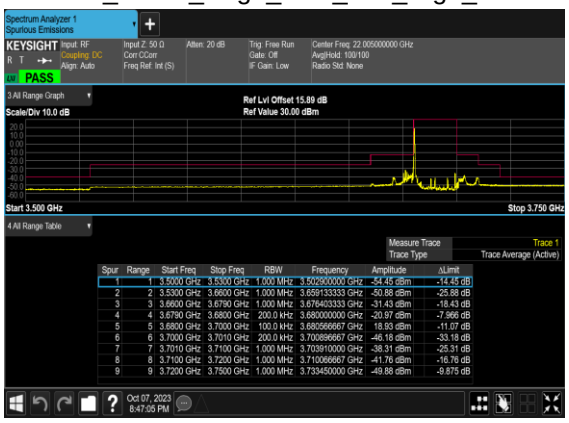

N48(20M)_DFT-s-OFDM_QPSK_Edge_1RB_Left_High_CH

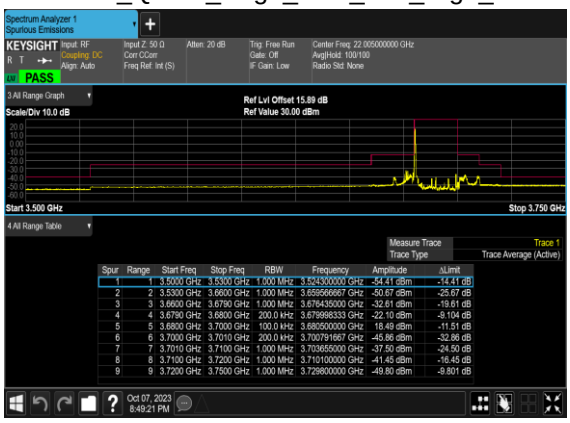

N48(20M)_DFT-s-OFDM_BPSK_Edge_1RB_Right_High_CH

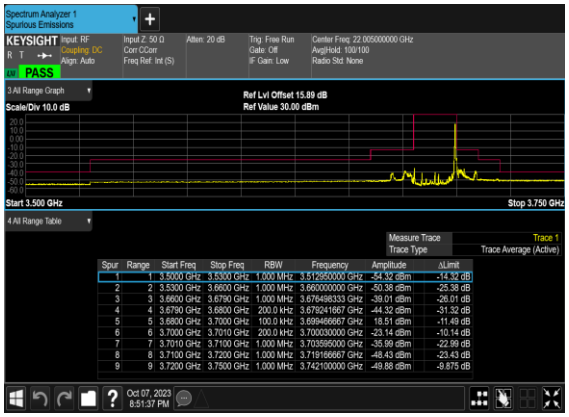

N48(20M)_DFT-s-OFDM_QPSK_Edge_1RB_Right_High_CH

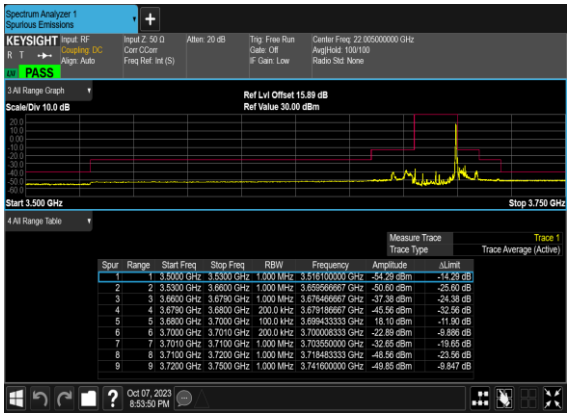

N48(20M)_DFT-s-OFDM_BPSK_Outer_Full_High_CH

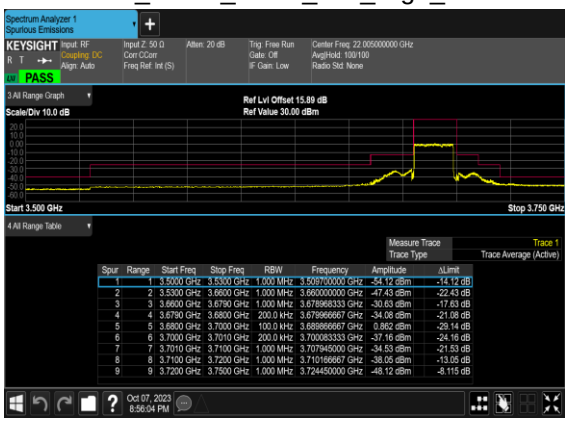

N48(20M)_DFT-s-OFDM_QPSK_Outer_Full_High_CH

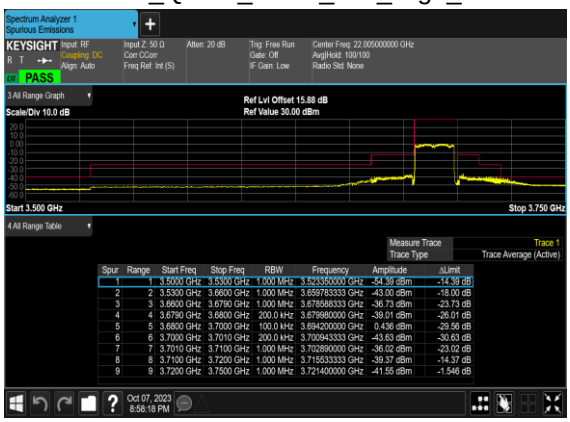

N48(40M)_DFT-s-OFDM_BPSK_Edge_1RB_Left_Low_CH

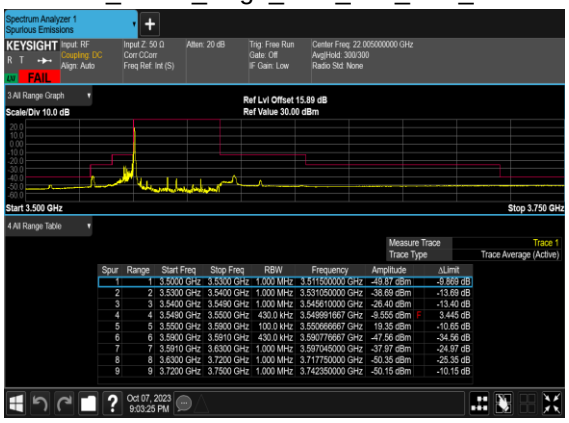

N48(40M)_DFT-s-OFDM_BPSK_Edge_1RB_Left_Low_CH_**CHP_PASS**

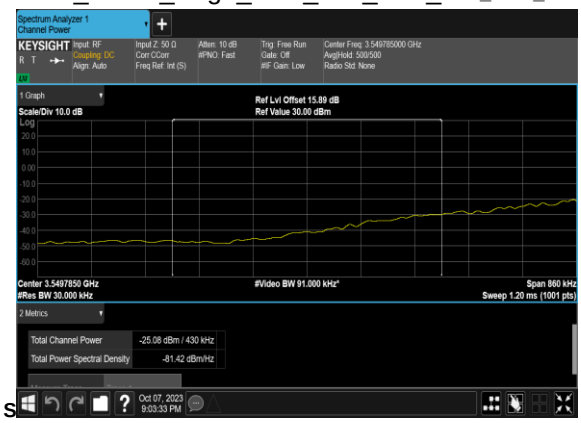

N48(40M)_DFT-s-OFDM_QPSK_Edge_1RB_Left_Low_CH

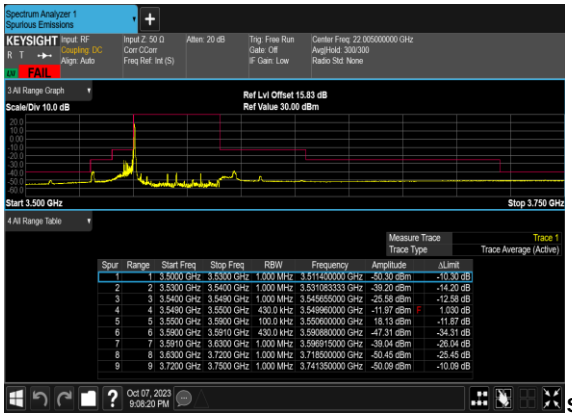

N48(40M)_DFT-s-OFDM_QPSK_Edge_1RB_Left_Low_CH_**CHP_PASS**

N48(40M)_DFT-s-OFDM_BPSK_Edge_1RB_Right_Low_CH

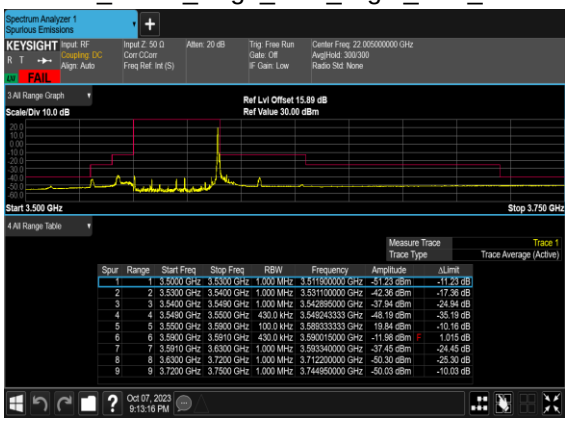

N48(40M)_DFT-s-OFDM_BPSK_Edge_1RB_Right_Low_CH_**CHP_PASS**

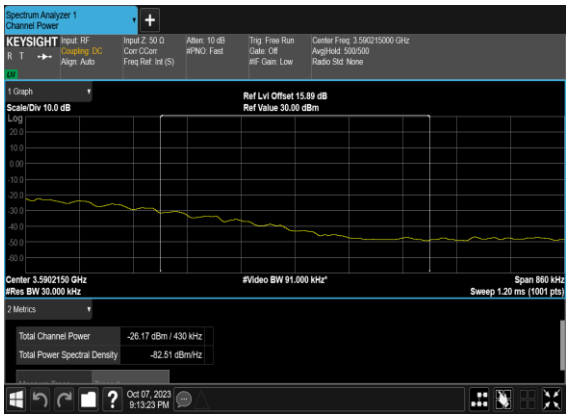

N48(40M)_DFT-s-OFDM_QPSK_Edge_1RB_Right_Low_CH

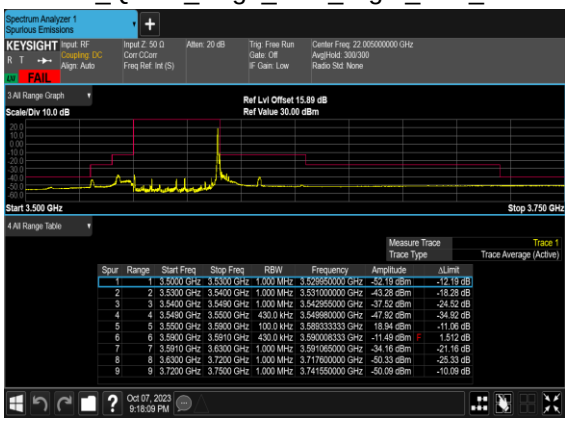

N48(40M)_DFT-s-OFDM_QPSK_Edge_1RB_Right_Low_CH_CHP_PASS

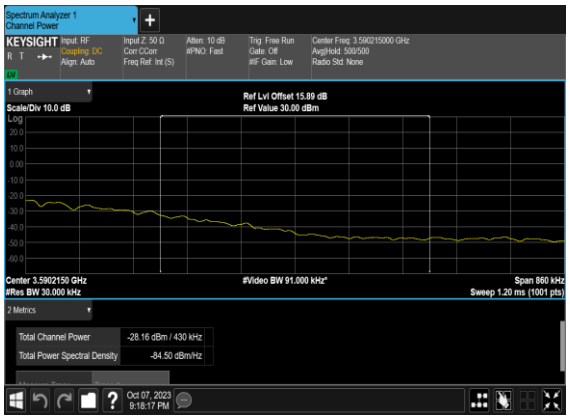

N48(40M)_DFT-s-OFDM_BPSK_Outer_Full_Low_CH

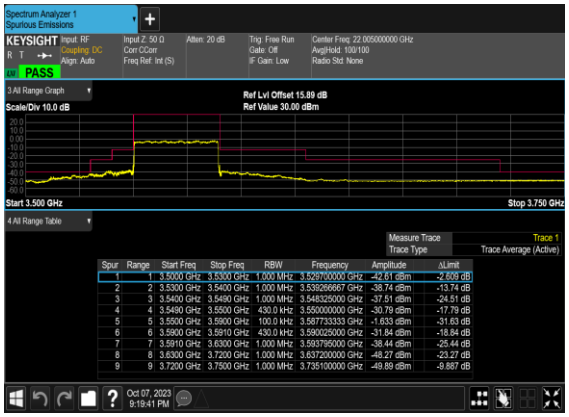

N48(40M)_DFT-s-OFDM_QPSK_Outer_Full_Low_CH

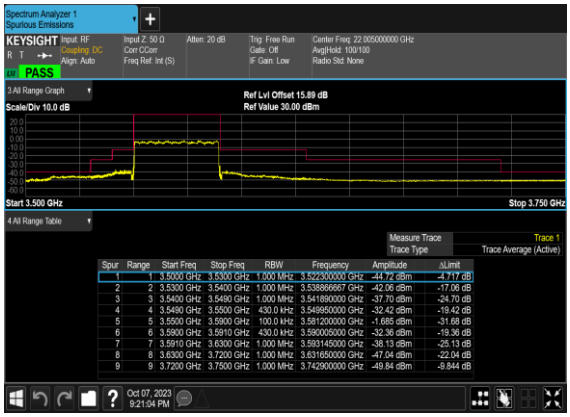

N48(40M)_DFT-s-OFDM_BPSK_Edge_1RB_Left_Mid_CH

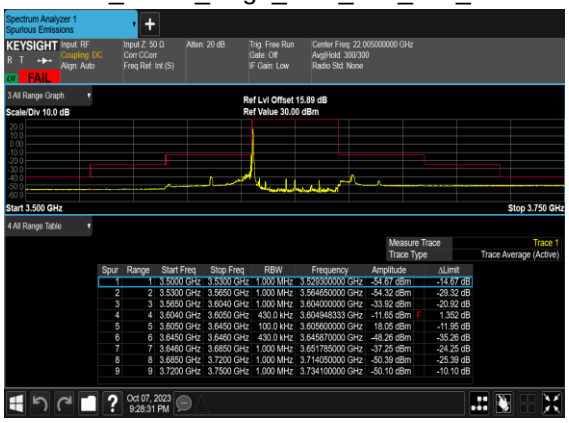

N48(40M)_DFT-s-OFDM_BPSK_Edge_1RB_Left_Mid_CH_CHP_PAS

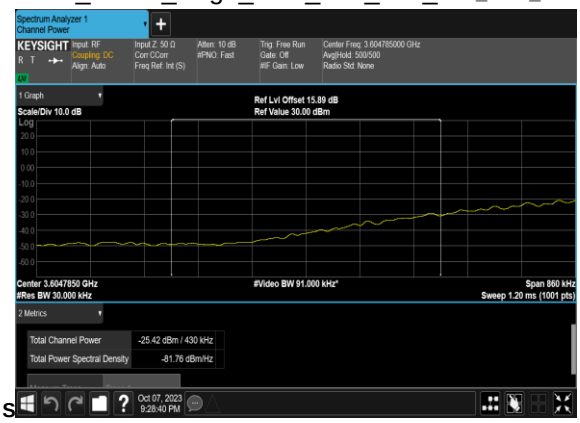

S

N48(40M)_DFT-s-OFDM_QPSK_Edge_1RB_Left_Mid_CH

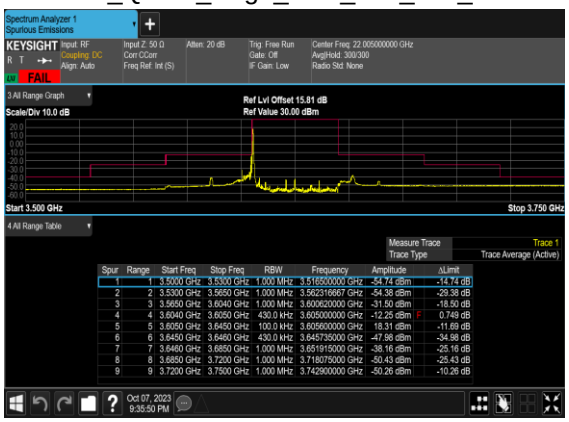

N48(40M)_DFT-s-OFDM_QPSK_Edge_1RB_Left_Mid_CH_CHP_PAS

S

N48(40M)_DFT-s-OFDM_BPSK_Edge_1RB_Right_Mid_CH

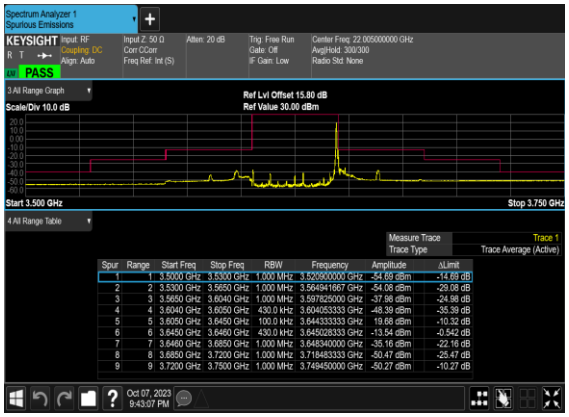

N48(40M)_DFT-s-OFDM_QPSK_Edge_1RB_Right_Mid_CH

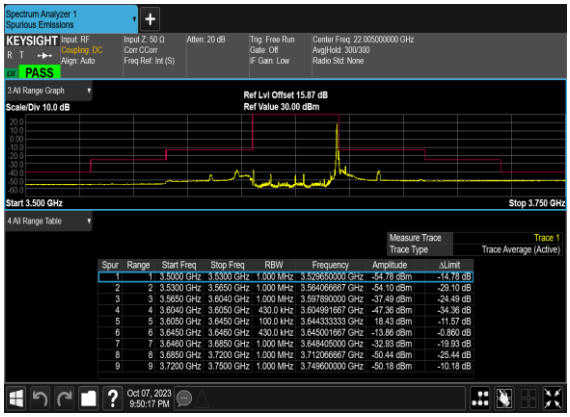

N48(40M)_DFT-s-OFDM_BPSK_Outer_Full_Mid_CH

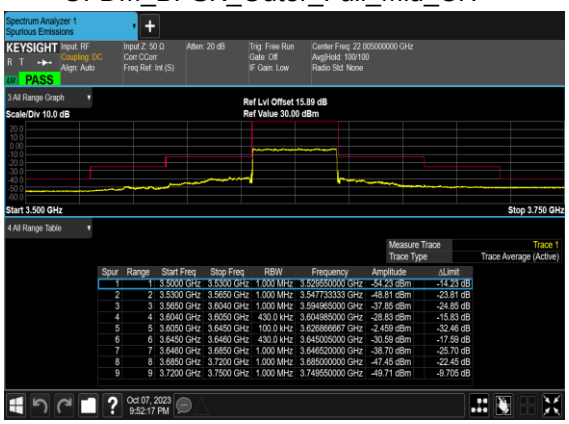

N48(40M)_DFT-s-OFDM_QPSK_Outer_Full_Mid_CH

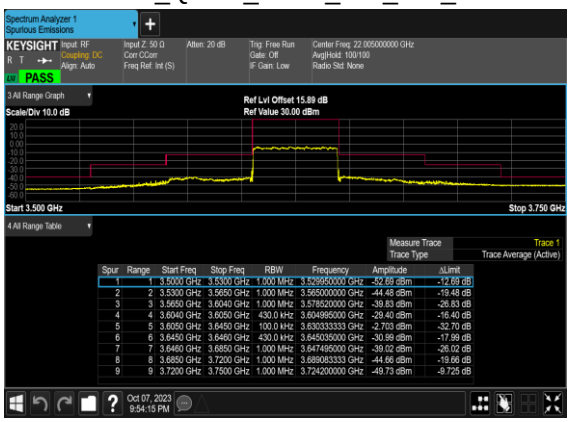

N48(40M)_DFT-s-OFDM_BPSK_Edge_1RB_Left_High_CH

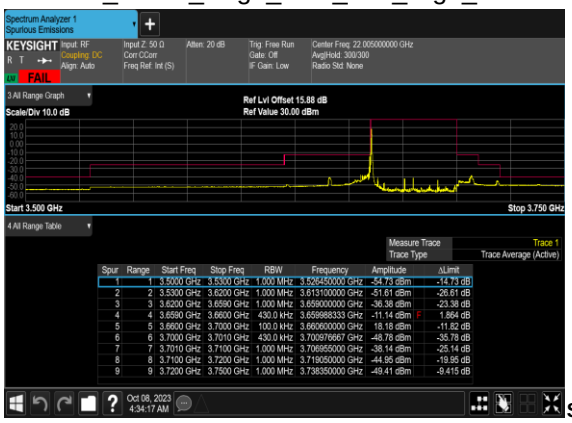

N48(40M)_DFT-s-OFDM_BPSK_Edge_1RB_Left_High_CH_CHP_PA

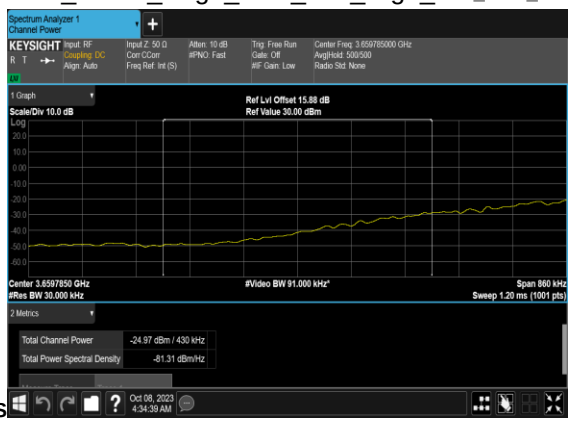

SS

N48(40M)_DFT-s-OFDM_QPSK_Edge_1RB_Left_High_CH

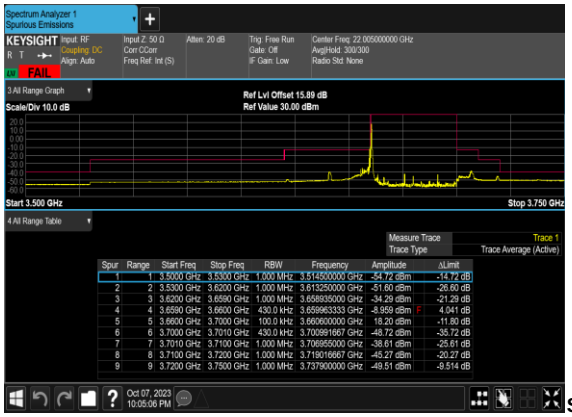

SS

N48(40M)_DFT-s-OFDM_QPSK_Edge_1RB_Left_High_CH_CHP_PA

N48(40M)_DFT-s-OFDM_BPSK_Edge_1RB_Right_High_CH

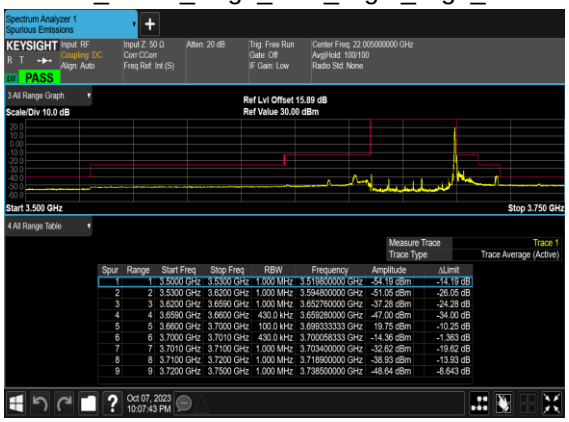

N48(40M)_DFT-s-OFDM_QPSK_Edge_1RB_Right_High_CH

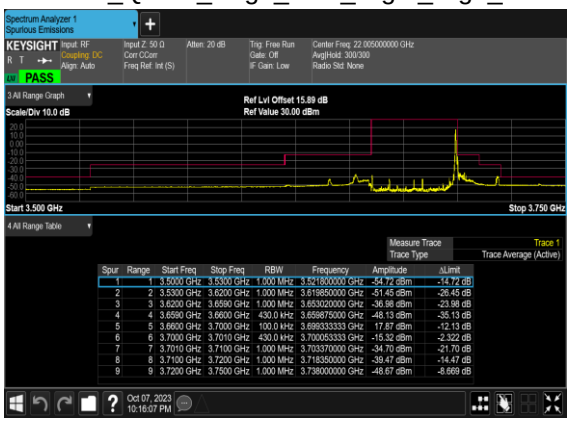

N48(40M)_DFT-s-OFDM_BPSK_Outer_Full_High_CH

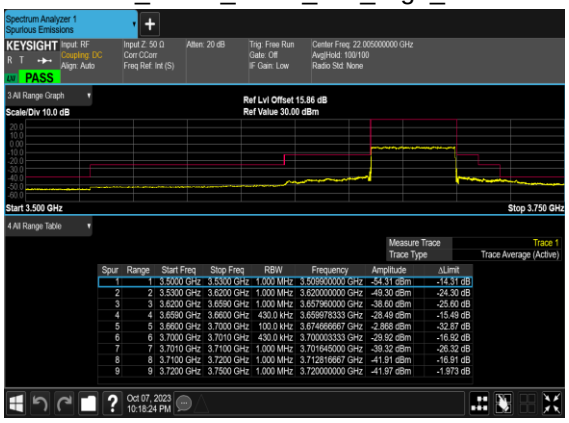

N48(40M)_DFT-s-OFDM_QPSK_Outer_Full_High_CH

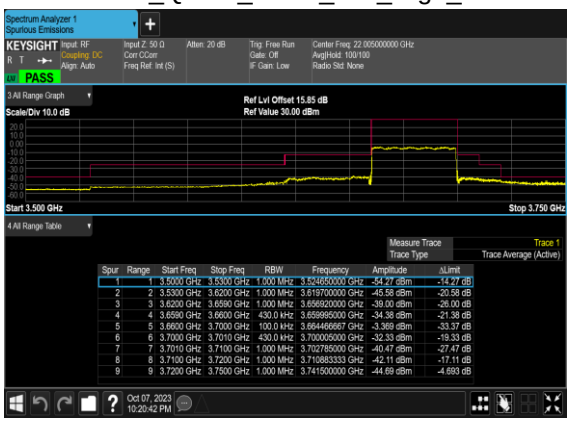

Note: “CHP” means channel power integration method.

Appendix B. Test Results of Radiated Test

Radiated Spurious Emission

Test Engineer :	Wenbo Xiao	Temperature :	22~25℃
		Relative Humidity :	48~52%

RSE Pre-scanned harmonic for the different antennas, we choose the worst antenna mode to perform final test and record in the report.

SA n48 / NR 40MHz / QPSK / ANT5(NR)									
Channel	Frequency (MHz)	EIRP (dBm)	Limit (dBm)	Over Limit (dB)	SPA Reading (dBm)	S.G. Power (dBm)	TX Cable loss (dB)	TX Antenna Gain (dBi)	Polarization (H/V)
Middle	7212.80	-59.38	-40	-19.38	-51.92	-62.68	8.30	11.60	H
	10819.20	-56.58	-40	-16.58	-55.55	-58.10	10.48	12.00	H
	14425.60	-54.27	-40	-14.27	-55.32	-55.97	11.80	13.50	H
	7212.80	-59.10	-40	-19.10	-52.46	-62.40	8.30	11.60	V
	10819.20	-56.94	-40	-16.94	-55.41	-58.46	10.48	12.00	V
	14425.60	-52.76	-40	-12.76	-55.39	-54.46	11.80	13.50	V

Remark: Spurious emissions within 30-1000MHz were found more than 20dB below limit line.