Appendix D. SAR Test Setup Photos

Head Exposure Condition

Right Cheek, Test Separation 0 mm

Right Tilted, Test Separation 0 mm

Left Cheek, Test Separation 0 mm



Left Tilted, Test Separation 0 mm

Hotspot Exposure Condition

Front, Test Separation 10 mm

Back, Test Separation 10 mm



Left Side, Test Separation 10 mm

Right Side, Test Separation 10 mm

Top Side, Test Separation 10 mm



Bottom Side, Test Separation 10 mm

Body-worn Exposure Condition

Front, Test Separation 15 mm

Back, Test Separation 15 mm

Product Specific 10g SAR

Front, Test Separation 0 mm

Back, Test Separation 0 mm

Right Side, Test Separation 0 mm



Top Side, Test Separation 0 mm

Antenna Location

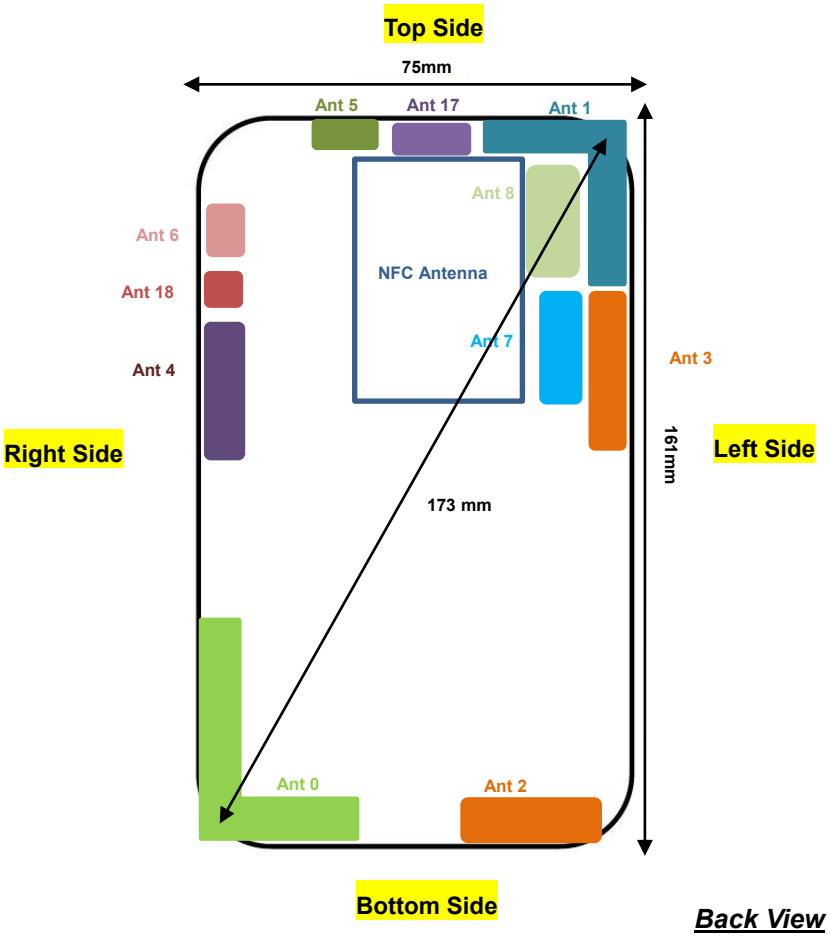

Antenna	Support Band
Antenna 0	GSM: 850<TX/RX> UMTS: B5 <TX/RX> LTE: B5<TX/RX> NR: n5<TX/RX>
Antenna 1	GSM: 850/1900<TX/RX> UMTS: B2/4/5 <TX/RX> LTE: B2/4/5/7/66/38/41<TX/RX> NR: n2/n5/n7/n38/ n41 <TX/RX>
Antenna 2	GSM: 1900<TX/RX> UMTS: B2/4<TX/RX> LTE: B4/7/66/38/41<TX/RX> NR: n7/n38/n41 <TX/RX>
Antenna 3	LTE: B38/41<TX/RX> NR: n38/n41 <TX/RX>
Antenna 4	LTE: B2/4/7/66/38/41<TX/RX> NR: n2/n7/ n38/n41<TX/RX>
Antenna 5	LTE: B48<TX/RX> NR: n48/n77/n78 <TX/RX> WLAN 5GHz<TX/RX>
Antenna 6	LTE: B48<TX/RX> NR: n48/n77/n78 <TX/RX> WLAN 2.4GHz<TX/RX>
Antenna 7	LTE: B48<TX/RX> NR: n48/n77/n78 <TX/RX>
Antenna 8	LTE: B48<TX/RX> NR: n48/n77/n78 <TX/RX>
Antenna 17	WLAN 2.4GHz <TX/RX>

	Bluetooth <TX/RX>
Antenna 18	WLAN 5GHz<TX/RX>
NFC Antenna	NFC<TX/RX>

Distance of the Antenna to the EUT surface/edge						
Antennas	Back	Front	Top Side	Bottom Side	Right Side	Left Side
Antenna 0	≤ 25mm	≤ 25mm	>25mm	≤ 25mm	≤ 25mm	>25mm
Antenna 1	≤ 25mm	≤ 25mm	≤ 25mm	> 25mm	> 25mm	≤ 25mm
Antenna 2	≤ 25mm	≤ 25mm	≤ 25mm	> 25mm	> 25mm	≤ 25mm
Antenna 3	≤ 25mm	≤ 25mm	>25mm	>25mm	>25mm	≤ 25mm
Antenna 4	≤ 25mm	≤ 25mm	>25mm	> 25mm	≤ 25mm	>25mm
Antenna 5	≤ 25mm	≤ 25mm	≤ 25mm	>25mm	≤ 25mm	>25mm
Antenna 6	≤ 25mm	≤ 25mm	≤ 25mm	>25mm	≤ 25mm	>25mm
Antenna 7	≤ 25mm	≤ 25mm	>25mm	>25mm	>25mm	≤ 25mm
Antenna 8	≤ 25mm	≤ 25mm	≤ 25mm	> 25mm	> 25mm	≤ 25mm
Antenna 17	≤ 25mm	≤ 25mm	≤ 25mm	>25mm	>25mm	>25mm
Antenna 18	≤ 25mm	≤ 25mm	>25mm	> 25mm	≤ 25mm	>25mm
NFC Antenna	≤ 25mm	≤ 25mm	≤ 25mm	>25mm	≤ 25mm	≤ 25mm

Distance of the Antenna to the EUT surface/edge						
Antennas	Back	Front	Top Side	Bottom Side	Right Side	Left Side
Antenna 0	Yes	Yes	No	Yes	Yes	No
Antenna 1	Yes	Yes	Yes	No	No	Yes
Antenna 2	Yes	Yes	Yes	No	No	Yes
Antenna 3	Yes	Yes	No	No	No	Yes
Antenna 4	Yes	Yes	No	No	Yes	No
Antenna 5	Yes	Yes	Yes	No	Yes	No
Antenna 6	Yes	Yes	Yes	No	Yes	No
Antenna 7	Yes	Yes	No	No	No	Yes
Antenna 8	Yes	Yes	Yes	No	No	Yes
Antenna 17	Yes	Yes	Yes	No	No	No
Antenna 18	Yes	Yes	No	No	Yes	No
NFC Antenna	Yes	Yes	Yes	No	Yes	Yes

Note: Referring to KDB 941225 D06 v02r01, when the overall device length and width are ≥ 9cm*5cm, the test distance is 10 mm. SAR must be measured for all sides and surfaces with a transmitting antenna located within 25mm from that surface or edge.