FCC RF Test Report

APPLICANT	:	Xiaomi Communications Co., Ltd.
EQUIPMENT	:	Mobile Phone
BRAND NAME	:	Redmi
MODEL NAME	:	M2101K6G
FCC ID	:	2AFZZK6G
STANDARD	:	47 CFR Part 2, 22(H), 24(E), 27(L), 27(M)
CLASSIFICATION	:	PCS Licensed Transmitter Held to Ear (PCE)

The product was received on Nov. 28, 2020 and completely tested on Dec. 19, 2020. We, Sporton International (Kunshan) Inc., would like to declare that the tested sample has been evaluated in accordance with the procedures given in ANSI C63.26-2015 and shown compliance with the applicable technical standards.

The test results in this report apply exclusively to the tested model / sample. Without written approval of Sporton International (Kunshan) Inc., the test report shall not be reproduced except in full.

Jason Jia

Reviewed by: Jason Jia / Supervisor

James Huang

Approved by: James Huang / Manager

ACCREDITED
Cert #5145.02

Sporton International (Kunshan) Inc.
No. 1098, Pengxi North Road, Kunshan Economic Development Zone Jiangsu Province 215300 People's Republic of China

TABLE OF CONTENTS

REVISION HISTORY **3**

SUMMARY OF TEST RESULT **4**

1 GENERAL DESCRIPTION **5**

1.1 Applicant 5
1.2 Manufacturer 5
1.3 Product Feature of Equipment Under Test 5
1.4 Product Specification of Equipment Under Test 6
1.5 Modification of EUT 6
1.6 Maximum ERP/EIRP Power, Frequency Tolerance, and Emission Designator 7
1.7 Testing Location 8
1.8 Test Software 9
1.9 Applicable Standards 9

2 TEST CONFIGURATION OF EQUIPMENT UNDER TEST **10**

2.1 Test Mode 10
2.2 Connection Diagram of Test System 13
2.3 Support Unit used in test configuration and system 13
2.4 Measurement Results Explanation Example 13
2.5 Frequency List of Low/Middle/High Channels 14

3 CONDUCTED TEST ITEMS **20**

3.1 Measuring Instruments 20
3.2 Test Setup 20
3.3 Test Result of Conducted Test 20
3.4 Conducted Output Power and ERP/EIRP 21
3.5 Peak-to-Average Ratio 22
3.6 Occupied Bandwidth 23
3.7 Conducted Band Edge 24
3.8 Conducted Spurious Emission 26
3.9 Frequency Stability 27

4 RADIATED TEST ITEMS **28**

4.1 Measuring Instruments 28
4.2 Test Setup 28
4.3 Test Result of Radiated Test 28
4.4 Radiated Spurious Emission 29

5 LIST OF MEASURING EQUIPMENT **30**

6 UNCERTAINTY OF EVALUATION **31**

APPENDIX A. TEST RESULTS OF CONDUCTED TEST

APPENDIX B. TEST RESULTS OF RADIATED TEST

APPENDIX C. TEST SETUP PHOTOGRAPHS

REVISION HISTORY

REPORT NO.	VERSION	DESCRIPTION	ISSUED DATE
FG0N2803B	Rev. 01	Initial issue of report	Jan. 04, 2021

SUMMARY OF TEST RESULT

Report Section	FCC Rule	Description	Limit	Result	Remark
3.4	§2.1046	Conducted Output Power	Reporting Only	PASS	-
	§22.913(a)(5)	Effective Radiated Power (Band 5)	ERP < 7 Watt	PASS	-
	§24.232(c)	Equivalent Isotropic Radiated Power (Band 2)	EIRP < 2Watt	PASS	-
	§27.50(d)(4)	Equivalent Isotropic Radiated Power (Band 4)	EIRP < 1Watt	PASS	-
	§27.50(h)(2)	Equivalent Isotropic Radiated Power (Band 7) (Band 38) (Band 41)	EIRP < 2Watt	PASS	-
3.5	§24.232(d)	Peak-to-Average Ratio	<13 dB	PASS	-
3.6	§2.1049	Occupied Bandwidth	Reporting Only	PASS	-
3.7	§2.1051 §22.917(a) §24.238(a) §27.53(h) §27.53(m)(4)	Conducted Band Edge Measurement (Band 2) (Band 4) (Band 5) (Band 7) (Band 38) (Band 41)	§27.53(m)(4)	PASS	-
3.8	§2.1051 §22.917(a) §24.238(a) §27.53(h) §27.53(m)(4)	Conducted Spurious Emission (Band 2) (Band 4) (Band 5) (Band 7) (Band 38) (Band 41)	< $55+10\log_{10}$(P[Watts])	PASS	-
3.9	§2.1055 §22.355	Frequency Stability Temperature & Voltage	< 2.5 ppm for Part 22H	PASS	-
	§2.1055 §24.235 §27.54		Within Authorized Band		
4.4	§2.1053 §22.917(a) §24.238(a) §27.53(h) §27.53(m)(4)	Radiated Spurious Emission (Band 2) (Band 4) (Band 5) (Band 7) (Band 38) (Band 41)	< $55+10\log_{10}$(P[Watts])	PASS	Under limit 17.51 dB at 17680.00 MHz

Declaration of Conformity:

The test results with all measurement uncertainty excluded are presented in accordance with the regulation limits or requirements declared by manufacturers.

Comments and Explanations:

The declared of product specification for EUT presented in the report are provided by the manufacturer, and the manufacturer takes all the responsibilities for the accuracy of product specification.

1 General Description

1.1 Applicant

Xiaomi Communications Co., Ltd.
#019, 9th Floor, Building 6, 33 Xi'erqi Middle Road, Haidian District, Beijing, China, 100085

1.2 Manufacturer

Xiaomi Communications Co., Ltd.
#019, 9th Floor, Building 6, 33 Xi'erqi Middle Road, Haidian District, Beijing, China, 100085

1.3 Product Feature of Equipment Under Test

Product Feature	
Equipment	Mobile Phone
Brand Name	Redmi
Model Name	M2101K6G
FCC ID	2AFZZK6G
EUT supports Radios application	GSM/WCDMA/LTE/NFC WLAN 2.4GHz 802.11b/g/n HT20/HT40 WLAN 5GHz 802.11a/n HT20/HT40 WLAN 5GHz 802.11ac VHT20/VHT40/VHT80 Bluetooth BR/EDR/LE FM Reciiver/GNSS
IMEI Code	Conducted: 861489050004665/861489050004673 Radiation: 861489050005944/861489050005951
HW Version	P2
SW Version	MIUI 12
EUT Stage	Identical Prototype

Remark: The above EUT's information was declared by manufacturer. Please refer to the specifications or user's manual for more detailed description.

1.4 Product Specification of Equipment Under Test

Standards-related Product Specification	
Tx Frequency	LTE Band 2 : 1850.7 MHz ~ 1909.3 MHz LTE Band 4 : 1710.7 MHz ~ 1754.3 MHz LTE Band 5 : 824.7 MHz ~ 848.3 MHz LTE Band 7 : 2502.5 MHz ~ 2567.5 MHz LTE Band 38 : 2572.5MHz ~ 2617.5MHz LTE Band 41 : 2537.5 MHz ~ 2652.5 MHz
Rx Frequency	LTE Band 2 : 1930.7 MHz ~ 1989.3 MHz LTE Band 4 : 2110.7 MHz ~ 2154.3 MHz LTE Band 5 : 869.7 MHz ~ 893.3 MHz LTE Band 7 : 2622.5MHz ~ 2687.5 MHz LTE Band 38 : 2572.5MHz ~ 2617.5MHz LTE Band 41 : 2537.5 MHz ~ 2652.5 MHz
Bandwidth	LTE Band 2 : 1.4MHz / 3MHz / 5MHz / 10MHz / 15MHz / 20MHz LTE Band 4 : 1.4MHz / 3MHz / 5MHz / 10MHz / 15MHz / 20MHz LTE Band 5 : 1.4MHz / 3MHz / 5MHz / 10MHz LTE Band 7 : 5MHz/ 10MHz / 15MHz / 20MHz LTE Band 38 : 5MHz / 10MHz / 15MHz / 20MHz LTE Band 41 : 5MHz / 10MHz / 15MHz / 20MHz
Maximum Output Power to Antenna	**<Ant. 1>:** LTE Band 2 : 23.96 dBm; LTE Band 2_CA : 23.80 dBm **<Ant. 2>:** LTE Band 4 : 24.18 dBm LTE Band 5 : 24.12 dBm LTE Band 7 : 24.25 dBm; LTE Band 7_CA : 24.08 dBm LTE Band 38 : 24.25 dBm; LTE Band 38_CA : 24.29 dBm LTE Band 41 : 24.26 dBm
Antenna Gain	**<Ant. 1>:** LTE Band 2 : -1.5 dBi **<Ant. 2>:** LTE Band 4 : -0.6 dBi LTE Band 5 : -4.9 dBi LTE Band 7 : -1.5 dBi LTE Band 38 : -1.5 dBi LTE Band 41 : -1.5 dBi
Type of Modulation	QPSK / 16QAM / 64QAM / 256QAM(Downlink only)

Note: The Maximum ERP/EIRP is calculated from Max Output power and Max antenna gain, only the maximum ERP/EIRP is shown in the report

1.5 Modification of EUT

No modifications are made to the EUT during all test items.

1.6 Maximum ERP/EIRP Power, Frequency Tolerance, and Emission Designator

LTE Band 2		QPSK			16QAM		
BW (MHz)	Frequency Range (MHz)	Emission Designator (99%OBW)	Frequency Tolerance (ppm)	Maximum EIRP(W)	Emission Designator (99%OBW)	Frequency Tolerance (ppm)	Maximum EIRP(W)
20	1860.0 ~ 1900.0	18M5G7D	0.0041	0.1762	18M3W7D	-	0.1486
LTE Band 4		QPSK			16QAM		
BW (MHz)	Frequency Range (MHz)	Emission Designator (99%OBW)	Frequency Tolerance (ppm)	Maximum EIRP(W)	Emission Designator (99%OBW)	Frequency Tolerance (ppm)	Maximum EIRP(W)
20	1720.0 ~ 1745.0	18M5G7D	0.0034	0.2280	18M4W7D	-	0.1954
LTE Band 5		QPSK			16QAM		
BW (MHz)	Frequency Range (MHz)	Emission Designator (99%OBW)	Frequency Tolerance (ppm)	Maximum ERP(W)	Emission Designator (99%OBW)	Frequency Tolerance (ppm)	Maximum ERP(W)
10	829.0 ~ 844.0	9M03G7D	0.0028	0.0509	9M05W7D	-	0.0434
LTE Band 7		QPSK			16QAM		
BW (MHz)	Frequency Range (MHz)	Emission Designator (99%OBW)	Frequency Tolerance (ppm)	Maximum EIRP(W)	Emission Designator (99%OBW)	Frequency Tolerance (ppm)	Maximum EIRP(W)
20	2510.0 ~ 2560.0	18M4G7D	0.0032	0.1884	18M4W7D	-	0.1607
LTE Band 38		QPSK			16QAM		
BW (MHz)	Frequency Range (MHz)	Emission Designator (99%OBW)	Frequency Tolerance (ppm)	Maximum EIRP(W)	Emission Designator (99%OBW)	Frequency Tolerance (ppm)	Maximum EIRP(W)
20	2580.0 ~ 2610.0	18M3G7D	0.0064	0.1888	18M4W7D	-	0.1528
LTE Band 41		QPSK			16QAM		
BW (MHz)	Frequency Range (MHz)	Emission Designator (99%OBW)	Frequency Tolerance (ppm)	Maximum EIRP(W)	Emission Designator (99%OBW)	Frequency Tolerance (ppm)	Maximum EIRP(W)
20	2545.0 ~ 2645.0	18M3G7D	0.0064	0.1888	18M4W7D	-	0.1528

LTE Band 2 CA	QPSK			16QAM		
BW (MHz)	Emission Designator (99%OBW)	Frequency Tolerance (ppm)	Maximum EIRP(W)	Emission Designator (99%OBW)	Frequency Tolerance (ppm)	Maximum EIRP(W)
20MHz+20MHz	37M7G7D	-	0.1698	37M6W7D	-	0.1459
LTE Band 7 CA	**QPSK**			**16QAM**		
BW (MHz)	**Emission Designator (99%OBW)**	**Frequency Tolerance (ppm)**	**Maximum EIRP(W)**	**Emission Designator (99%OBW)**	**Frequency Tolerance (ppm)**	**Maximum EIRP(W)**
20MHz+20MHz	37M4G7D	-	0.1811	37M3W7D	-	0.1687
LTE Band 38 CA	**QPSK**			**16QAM**		
BW (MHz)	**Emission Designator (99%OBW)**	**Frequency Tolerance (ppm)**	**Maximum EIRP(W)**	**Emission Designator (99%OBW)**	**Frequency Tolerance (ppm)**	**Maximum EIRP(W)**
20MHz+20MHz	37M7G7D	-	0.1901	37M8W7D	-	0.1556

Note:

1. LTE Band 41 overlaps the entire frequency range of LTE Band 38. Therefore, the test results provided in this report covers Band 41 as well as Band 38.
2. Based on engineering evaluation, only the maximum bandwidth and the worst modulation test results are shown in the report.

1.7 Testing Location

Sporton International (Kunshan) Inc. is accredited to ISO/IEC 17025:2017 by American Association for Laboratory Accreditation with Certificate Number 5145.02.

Test Firm	Sporton International (Kunshan) Inc.		
Test Site Location	No. 1098, Pengxi North Road, Kunshan Economic Development Zone Jiangsu Province 215300 People's Republic of China TEL : +86-512-57900158 FAX : +86-512-57900958		
Test Site No.	**Sporton Site No.**	**FCC Designation No.**	**FCC Test Firm Registration No.**
	03CH04-KS TH01-KS	CN1257	314309

1.8 Test Software

Item	Site	Manufacture	Name	Version
1.	03CH04-KS	AUDIX	E3	6.2009-8-24a

1.9 Applicable Standards

According to the specifications of the manufacturer, the EUT must comply with the requirements of the following standards:

- 47 CFR Part 2, 22(H), 24(E), 27(L), 27(M)
- ANSI C63.26-2015
- FCC KDB 971168 D01 Power Meas License Digital Systems v03r01
- FCC KDB 412172 D01 Determining ERP and EIRP v01r01

Remark:

1. All test items were verified and recorded according to the standards and without any deviation during the test.
2. This EUT has also been tested and complied with the requirements of FCC Part 15, Subpart B, recorded in a separate test report.

2 Test Configuration of Equipment Under Test

2.1 Test Mode

Antenna port conducted and radiated test items listed below are performed according to KDB 971168 D01 Power Meas License Digital Systems v03r01 with maximum output power.

Radiated measurements are performed by rotating the EUT in three different orthogonal test planes to find the maximum emission.

Test Items	Band	Bandwidth (MHz)						Modulation			RB #			Test Channel		
		1.4	3	5	10	15	20	QPSK	16QAM	64QAM	1	Half	Full	L	M	H
Max. Output Power	2	v	v	v	v	v	v	v	v	v	v	v	v	v	v	v
	4	v	v	v	v	v	v	v	v	v	v	v	v	v	v	v
	5	v	v	v	v	-	-	v	v	v	v	v	v	v	v	v
	7	-	-	v	v	v	v	v	v	v	v	v	v	v	v	v
	38	-	-	v	v	v	v	v	v	v	v	v	v	v	v	v
	41	-	-	v	v	v	v	v	v	v	v	v	v	v	v	v
Peak-to-Average Ratio	2						v	v	v	v			v		v	
	4						v	v	v	v			v		v	
	5				v	-	-	v	v	v			v		v	
	7	-	-				v	v	v	v			v		v	
	41	-	-				v	v	v	v			v		v	
26dB and 99% Bandwidth	2						v	v	v				v		v	
	4						v	v	v				v		v	
	5				v	-	-	v	v				v		v	
	7	-	-				v	v	v				v		v	
	41	-	-				v	v	v				v		v	
Conducted Band Edge	2	v	v	v	v	v	v	v	v	v	v		v	v		v
	4	v	v	v	v	v	v	v	v	v	v		v	v		v
	5	v	v	v	v	-	-	v	v	v	v		v	v		v
	7	-	-	v	v	v	v	v	v	v	v		v	v		v
	41	-	-	v	v	v	v	v	v	v	v		v	v		v
Conducted Spurious Emission	2	v	v	v	v	v	v	v			v			v	v	v
	4	v	v	v	v	v	v	v			v			v	v	v
	5	v	v	v	v	-	-	v			v			v	v	v
	7	-	-	v	v	v	v	v			v			v	v	v
	41	-	-	v	v	v	v	v			v			v	v	v

Test Items	Band	Bandwidth (MHz)						Modulation			RB #			Test Channel		
		1.4	3	5	10	15	20	QPSK	16QAM	64QAM	1	Half	Full	L	M	H
Frequency Stability	2						v	v			v				v	
	4						v	v			v				v	
	5				v	-	-	v			v				v	
	7	-	-				v	v			v				v	
	41	-	-				v	v			v				v	
E.R.P / E.I.R.P	2	v	v	v	v	v	v	v	v	v	v			v	v	v
	4	v	v	v	v	v	v	v	v	v	v			v	v	v
	5	v	v	v	v	-	-	v	v	v	v			v	v	v
	7	-	-	v	v	v	v	v	v	v	v			v	v	v
	41	-	-	v	v	v	v	v	v	v	v			v	v	v
Radiated Spurious Emission	2	Worst Case													v	
	4	Worst Case													v	
	5	Worst Case													v	
	7	Worst Case													v	
	41	Worst Case													v	
Note	1. The mark "**v** " means that this configuration is chosen for testing 2. The mark "-" means that this bandwidth is not supported. 3. The device is investigated from 30MHz to 10 times of fundamental signal for radiated spurious emission test under different RB size/offset and modulations in exploratory test. Subsequently, only the worst case emissions are reported. 4. LTE Band 41 overlaps the entire frequency range of LTE Band 38. Therefore, the test results provided in this report covers Band 41 as well as Band 38.															

Test Items	Band	Bandwidth (MHz)										Modulation			RB #			Test Channel		
		20+20	20+15	15+20	20+10	10+20	20+5	5+20	15+15	15+10	10+15	QPSK	16QAM	64QAM	1	Half	Full	L	M	H
Max. Output Power	2C_CA	v										v	v	v	v	v	v	v	v	v
	7C_CA	v					-	-			-	v	v	v	v	v	v	v	v	v
	38C_CA	v	-	-	-	-	-	-		-	-	v	v	v	v	v	v	v	v	v
26dB and 99% Bandwidth	2C_CA	v										v	v				v		v	
	7C_CA	v					-	-	v		-	v	v				v		v	
	38C_CA	v	-	-	-	-	-	-	v	-	-	v	v				v		v	
Conducted Band Edge	2C_CA	v	v	v	v	v	v	v	v	v	v	v	v	v	v		v	v		v
	7C_CA	v	v	v	v	v	-	-	v	v	-	v	v	v	v		v	v		v
	38C_CA	v	-	-	-	-	-	-	v	-	-	v	v	v	v		v	v		v
Conducted Spurious Emission	2C_CA	v	v	v	v	v	v	v	v	v	v	v			v			v	v	v
	7C_CA	v	v	v	v	v	-	-	v	v	-	v			v			v	v	v
	38C_CA	v	-	-	-	-	-	-	v	-	-	v			v			v	v	v
E.I.R.P.	2C_CA	v										v	v	v	v			v	v	v
	7C_CA	v	v	v	v	v	-	-	v	v	-	v	v	v	v			v	v	v
	38C_CA	v	-	-	-	-	-	-	v	-	-	v	v	v	v			v	v	v
Radiated Spurious Emission	2C_CA	Worst Case																	v	
	7C_CA	Worst Case																	v	
	38C_CA	Worst Case																	v	
Note	1. The mark "**v** " means that this configuration is chosen for testing 2. The mark "-" means that this bandwidth is not supported. 3. The device is investigated from 30MHz to 10 times of fundamental signal for radiated spurious emission test under different RB size/offset and modulations in exploratory test. Subsequently, only the worst case emissions are reported.																			

2.2 Connection Diagram of Test System

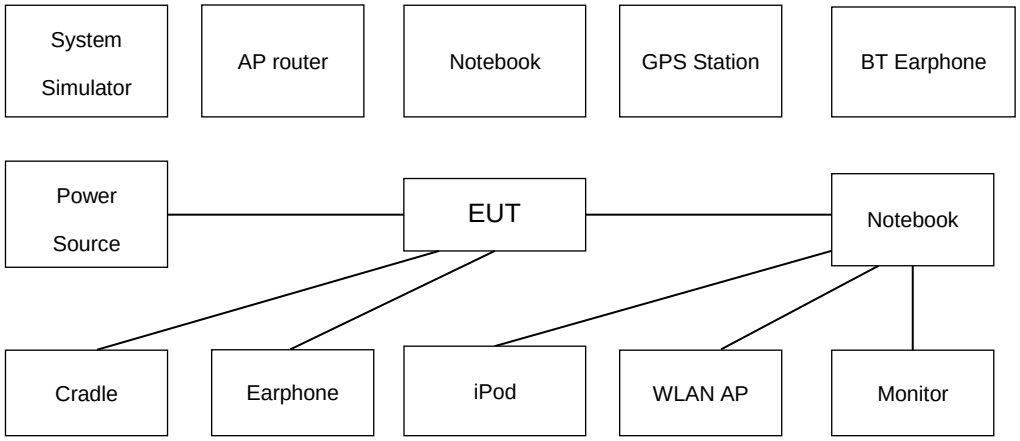

This example is connection diagram of EUT test configurations.

For detail, please refer to test mode configuration and setup photographs for each test item.

2.3 Support Unit used in test configuration and system

Item	Equipment	Trade Name	Model No.	FCC ID	Data Cable	Power Cord
1.	Power Supply	GWINSTEK	PSS-2002	N/A	N/A	Unshielded, 1.8 m
2.	LTE Base Station	Anritsu	MT8820C	N/A	N/A	Unshielded, 1.8 m
3.	LTE Base Station	Anritsu	MT8821C	N/A	N/A	Unshielded, 1.8 m

2.4 Measurement Results Explanation Example

For all conducted test items:

The offset level is set in the spectrum analyzer to compensate the RF cable loss between EUT conducted output port and spectrum analyzer. With the offset compensation, the spectrum analyzer reading level is exactly the EUT RF output level.

The spectrum analyzer offset is derived from RF cable loss.

Offset = RF cable loss.

Following shows an offset computation example with cable loss 5.10dB.

Example :

Offset(dB) = RF cable loss(dB).

= 5.10 (dB)

2.5 Frequency List of Low/Middle/High Channels

LTE Band 2 Channel and Frequency List				
BW [MHz]	Channel/Frequency(MHz)	Lowest	Middle	Highest
20	Channel	18700	18900	19100
	Frequency	1860	1880	1900
15	Channel	18675	18900	19125
	Frequency	1857.5	1880	1902.5
10	Channel	18650	18900	19150
	Frequency	1855	1880	1905
5	Channel	18625	18900	19175
	Frequency	1852.5	1880	1907.5
3	Channel	18615	18900	19185
	Frequency	1851.5	1880	1908.5
1.4	Channel	18607	18900	19193
	Frequency	1850.7	1880	1909.3

LTE Band 4 Channel and Frequency List				
BW [MHz]	Channel/Frequency(MHz)	Lowest	Middle	Highest
20	Channel	20050	20175	20300
	Frequency	1720	1732.5	1745
15	Channel	20025	20175	20325
	Frequency	1717.5	1732.5	1747.5
10	Channel	20000	20175	20350
	Frequency	1715	1732.5	1750
5	Channel	19975	20175	20375
	Frequency	1712.5	1732.5	1752.5
3	Channel	19965	20175	20385
	Frequency	1711.5	1732.5	1753.5
1.4	Channel	19957	20175	20393
	Frequency	1710.7	1732.5	1754.3

LTE Band 5 Channel and Frequency List				
BW [MHz]	Channel/Frequency(MHz)	Lowest	Middle	Highest
10	Channel	20450	20525	20600
	Frequency	829	836.5	844
5	Channel	20425	20525	20625
	Frequency	826.5	836.5	846.5
3	Channel	20415	20525	20635
	Frequency	825.5	836.5	847.5
1.4	Channel	20407	20525	20643
	Frequency	824.7	836.5	848.3

LTE Band 7 Channel and Frequency List				
BW [MHz]	Channel/Frequency(MHz)	Lowest	Middle	Highest
20	Channel	20850	21100	21350
	Frequency	2510	2535	2560
15	Channel	20825	21100	21375
	Frequency	2507.5	2535	2562.5
10	Channel	20800	21100	21400
	Frequency	2505	2535	2565
5	Channel	20775	21100	21425
	Frequency	2502.5	2535	2567.5

LTE Band 38 Channel and Frequency List				
BW [MHz]	Channel/Frequency(MHz)	Lowest	Middle	Highest
20	Channel	37850	38000	38150
	Frequency	2580	2595	2610
15	Channel	37825	38000	38175
	Frequency	2577.5	2595	2612.5
10	Channel	37800	38000	38200
	Frequency	2575	2595	2615
5	Channel	37775	38000	38225
	Frequency	2572.5	2595	2617.5

LTE Band 41 Channel and Frequency List				
BW [MHz]	Channel/Frequency(MHz)	Lowest	Middle	Highest
20	Channel	40140	40670	41140
	Frequency	2545	2595	2645
15	Channel	40115	40685	41165
	Frequency	2542.5	2595	2647.5
10	Channel	40090	40690	41190
	Frequency	2540	2595	2650
5	Channel	40065	40705	41215
	Frequency	2537.5	2595	2652.5

LTE Band 2C_CA Channel and Frequency List					
BW [MHz]	Channel/Frequency(MHz)		Lowest	Middle	Highest
20 + 20	PCC	Channel	18700	18801	18902
		Frequency	1860.0	1870.1	1880.2
	SCC	Channel	18898	18999	19100
		Frequency	1879.8	1889.9	1900.0
20 + 15	PCC	Channel	18700	18826	18951
		Frequency	1860.0	1872.6	1885.1
	SCC	Channel	18871	18997	19122
		Frequency	1877.1	1889.7	1902.2
15 + 20	PCC	Channel	18678	18803	18929
		Frequency	1857.8	1870.3	1882.9
	SCC	Channel	18849	18974	19100
		Frequency	1874.9	1887.4	1900.0
20 + 10	PCC	Channel	18700	18851	19001
		Frequency	1860.0	1875.1	1890.1
	SCC	Channel	18844	18995	19145
		Frequency	1874.4	1889.5	1904.5

LTE Band 2C_CA Channel and Frequency List					
BW [MHz]	Channel/Frequency(MHz)		Lowest	Middle	Highest
10 + 20	PCC	Channel	18655	18806	18956
		Frequency	1855.5	1870.6	1885.6
	SCC	Channel	18799	18950	19100
		Frequency	1869.9	1885.0	1900.0
20 + 5	PCC	Channel	18700	18875	19050
		Frequency	1860.0	1877.5	1895.0
	SCC	Channel	18817	18992	19167
		Frequency	1871.7	1889.2	1906.7
5 + 20	PCC	Channel	18633	18808	18983
		Frequency	1853.3	1870.08	1888.3
	SCC	Channel	18750	18925	19100
		Frequency	1865.0	1882.5	1900.0
15 + 15	PCC	Channel	18675	18825	18975
		Frequency	1857.5	1872.5	1887.5
	SCC	Channel	18825	18975	19125
		Frequency	1872.5	1887.5	1902.5
15 + 10	PCC	Channel	18675	18851	19027
		Frequency	1857.5	1875.1	1892.7
	SCC	Channel	18795	18971	19147
		Frequency	1869.5	1887.1	1904.7
10 + 15	PCC	Channel	18653	18829	19005
		Frequency	1855.3	1872.9	1890.5
	SCC	Channel	18773	18949	19125
		Frequency	1867.3	1884.9	1902.5

LTE Band 7C_CA Channel and Frequency List					
BW [MHz]	Channel/Frequency(MHz)		Lowest	Middle	Highest
20 + 20	PCC	Channel	20850	21001	21152
		Frequency	2510.0	2525.1	2540.2
	SCC	Channel	21048	21199	21350
		Frequency	2529.8	2544.9	2560.0
20 + 15	PCC	Channel	20850	21026	21201
		Frequency	2510.0	2527.6	2545.1
	SCC	Channel	21021	21197	21372
		Frequency	2527.1	2544.7	2562.2
15 + 20	PCC	Channel	20828	21003	21179
		Frequency	2507.8	2525.3	2542.9
	SCC	Channel	20999	21174	21350
		Frequency	2524.9	2542.4	2560.0
20 + 10	PCC	Channel	20850	21051	21251
		Frequency	2510.0	2530.1	2550.1
	SCC	Channel	20994	21195	21395
		Frequency	2524.4	2544.5	2564.5
10 + 20	PCC	Channel	20805	21006	21206
		Frequency	2505.5	2525.6	2545.6
	SCC	Channel	20949	21150	21350
		Frequency	2519.9	2540.0	2560.0
15 + 15	PCC	Channel	20825	21025	21225
		Frequency	2507.5	2527.5	2547.5
	SCC	Channel	20975	21175	21375
		Frequency	2522.5	2542.5	2562.5
15 + 10	PCC	Channel	20825	21051	21277
		Frequency	2507.5	2530.1	2552.7
	SCC	Channel	20945	21171	21397
		Frequency	2519.5	2542.1	2564.7

LTE Band 38C_CA Channel and Frequency List					
BW [MHz]	Channel/Frequency(MHz)		Lowest	Middle	Highest
20 + 20	PCC	Channel	37850	37901	37952
		Frequency	2580.0	2585.1	2590.2
	SCC	Channel	38048	38099	38150
		Frequency	2599.8	2604.9	2610.0
15+ 15	PCC	Channel	37825	37925	38025
		Frequency	2577.5	2587.5	2597.5
	SCC	Channel	37975	38075	38175
		Frequency	2592.5	2602.5	2612.5

3 Conducted Test Items

3.1 Measuring Instruments

See list of measuring instruments of this test report.

3.2 Test Setup

3.2.1 Conducted Output Power



3.2.2 Peak-to-Average Ratio, Occupied Bandwidth, Conducted Band-Edge and Conducted Spurious Emission

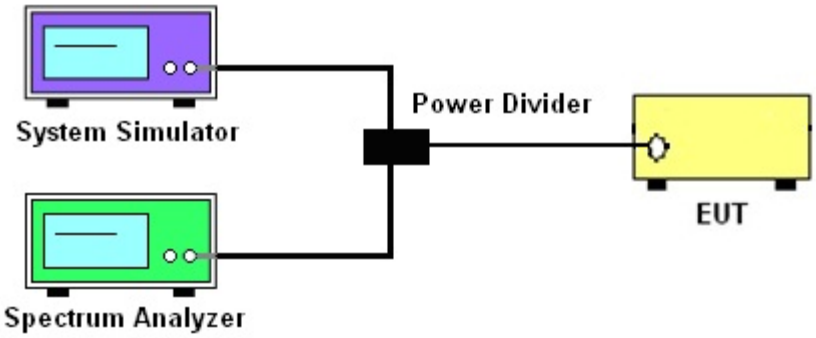

3.2.3 Frequency Stability

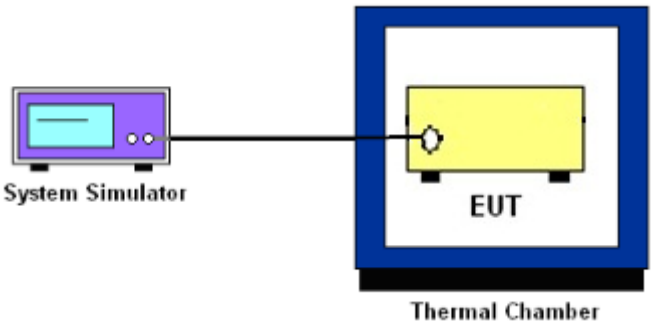

3.3 Test Result of Conducted Test

Please refer to Appendix A.

3.4 Conducted Output Power and ERP/EIRP

3.4.1 Description of the Conducted Output Power Measurement and ERP/EIRP Measurement

A system simulator was used to establish communication with the EUT. Its parameters were set to force the EUT transmitting at maximum output power. The measured power in the radio frequency on the transmitter output terminals shall be reported.

The ERP of mobile transmitters must not exceed 7 Watts for LTE Band 5.

The ERP of mobile transmitters must not exceed 7 Watts for LTE Band 5.

The EIRP of mobile transmitters must not exceed 2 Watts for LTE Band 2 and Band 7 and Band 38 and Band 41.

The EIRP of mobile transmitters must not exceed 1 Watts for LTE Band 4.

According to KDB 412172 D01 Power Approach,

EIRP = $P_T + G_T – L_C$, ERP = EIRP -2.15, where

P_T = transmitter output power in dBm

G_T = gain of the transmitting antenna in dBi

L_C = signal attenuation in the connecting cable between the transmitter and antenna in dB

3.4.2 Test Procedures

1. The testing follows ANSI C63.26 Section 5.2
2. The transmitter output port was connected to the system simulator.
3. Set EUT at maximum power through the system simulator.
4. Select lowest, middle, and highest channels for each band and different modulation.
5. Measure and record the power level from the system simulator.

3.5 Peak-to-Average Ratio

3.5.1 Description of the PAR Measurement

Power Complementary Cumulative Distribution Function (CCDF) curves provide a means for characterizing the power peaks of a digitally modulated signal on a statistical basis. A CCDF curve depicts the probability of the peak signal amplitude exceeding the average power level. Most contemporary measurement instrumentation include the capability to produce CCDF curves for an input signal provided that the instrument's resolution bandwidth can be set wide enough to accommodate the entire input signal bandwidth. In measuring transmissions in this band using an average power technique, the peak-to-average ratio (PAR) of the transmission may not exceed 13 dB.

3.5.2 Test Procedures

1. The testing follows ANSI C63.26 Section 5.2.3.4 (CCDF).
2. The EUT was connected to spectrum and system simulator via a power divider.
3. Set the CCDF (Complementary Cumulative Distribution Function) option in spectrum analyzer.
4. The highest RF powers were measured and recorded the maximum PAPR level associated with a probability of 0.1 %.
5. Record the deviation as Peak to Average Ratio.

3.6 Occupied Bandwidth

3.6.1 Description of Occupied Bandwidth Measurement

The occupied bandwidth is the width of a frequency band such that, below the lower and above the upper frequency limits, the mean powers emitted are each equal to a specified percentage 0.5% of the total mean transmitted power.

The 26 dB emission bandwidth is defined as the frequency range between two points, one above and one below the carrier frequency, at which the spectral density of the emission is attenuated 26 dB below the maximum in-band spectral density of the modulated signal. Spectral density (power per unit bandwidth) is to be measured with a detector of resolution bandwidth equal to approximately 1.0% of the emission bandwidth.

3.6.2 Test Procedures

1. The testing follows ANSI C63.26 Section 5.4
2. The EUT was connected to spectrum analyzer and system simulator via a power divider.
3. The spectrum analyzer center frequency is set to the nominal EUT channel center frequency. The span range for the spectrum analyzer shall be between two and five times the anticipated OBW.
4. The nominal resolution bandwidth (RBW) shall be in the range of 1 to 5 % of the anticipated OBW, and the VBW shall be at least 3 times the RBW.
5. Set the detection mode to peak, and the trace mode to max hold.
6. Determine the reference value: Set the EUT to transmit a modulated signal. Allow the trace to stabilize. Set the spectrum analyzer marker to the highest level of the displayed trace.
   (this is the reference value)
7. Determine the “-26 dB down amplitude” as equal to (Reference Value – X).
8. Place two markers, one at the lowest and the other at the highest frequency of the envelope of the spectral display such that each marker is at or slightly below the “–X dB down amplitude” determined in step 6. If a marker is below this “-X dB down amplitude” value it shall be placed as close as possible to this value. The OBW is the positive frequency difference between the two markers.
9. Use the 99 % power bandwidth function of the spectrum analyzer and report the measured bandwidth.

3.7 Conducted Band Edge

3.7.1 Description of Conducted Band Edge Measurement

22.917(a)

For operations in the 824 – 849 MHz band, the FCC limit is 43 + $10\log_{10}$(P[Watts]) dB below the transmitter power P(Watts) in a 100kHz bandwidth. However, in the 1MHz bands immediately outside and adjacent to the licensee's frequency block, a resolution bandwidth of at least one percent of the emission bandwidth of the fundamental emission of the transmitter may be employed.

24.238 (a)

For operations in the 1850-1910 and 1930-1990 MHz band, the FCC limit is 43 + $10\log_{10}$(P[Watts]) dB below the transmitter power P(Watts) in a 1MHz bandwidth. However, in the 1 MHz bands immediately outside and adjacent to the frequency block a resolution bandwidth of at least one percent of the emission bandwidth of the fundamental emission of the transmitter may be employed.

27.53 (h)

For operations in the 1710 – 1755 MHz band, the FCC limit is 43 + $10\log_{10}$(P[Watts]) dB below the transmitter power P(Watts) in a 1 MHz bandwidth. However, in the 1MHz bands immediately outside and adjacent to the licensee's frequency block, a resolution bandwidth of at least one percent of the emission bandwidth of the fundamental emission of the transmitter may be employed.

27.53(m)(4)

For mobile digital stations, the attenuation factor shall be not less than 40 + 10 log (P) dB on all frequencies between the channel edge and 5 megahertz from the channel edge, 43 + 10 log (P) dB on all frequencies between 5 megahertz and X megahertz from the channel edge, and 55 + 10 log (P) dB on all frequencies more than X megahertz from the channel edge, where X is the greater of 6 megahertz or the actual emission bandwidth as defined in paragraph (m)(6) of this section. In addition, the attenuation factor shall not be less that 43 + 10 log (P) dB on all frequencies between 2490.5 MHz and 2496 MHz and 55 + 10 log (P) dB at or below 2490.5 MHz. Mobile Satellite Service licensees operating on frequencies below 2495 MHz may also submit a documented interference complaint against BRS licensees operating on channel BRS Channel 1 on the same terms and conditions as adjacent channel BRS or EBS licensees.

3.7.2 Test Procedures

1. The testing follows ANSI C63.26 section 5.7
2. The EUT was connected to spectrum analyzer and system simulator via a power divider.
3. The band edges of low and high channels for the highest RF powers were measured.
4. Set RBW >= 1% EBW in the 1MHz band immediately outside and adjacent to the band edge.
5. Beyond the 1 MHz band from the band edge, RBW=1MHz was used.
6. Set spectrum analyzer with RMS detector.
7. The RF fundamental frequency should be excluded against the limit line in the operating frequency band.
8. Checked that all the results comply with the emission limit line.

   Example:

   The limit line is derived from 43 + 10log(P)dB below the transmitter power P(Watts)

   = P(W)- [43 + 10log(P)] (dB)

   = [30 + 10log(P)] (dBm) - [43 + 10log(P)] (dB) = -13dBm.
9. For LTE Band 7, 38, 41, the other 40 dB, and 55 dB have additionally applied same calculation above.

3.8 Conducted Spurious Emission

3.8.1 Description of Conducted Spurious Emission Measurement

The power of any emission outside of the authorized operating frequency ranges must be lower than the transmitter power (P) by a factor of at least 43 + 10 log (P) dB.

For Band 7,38,41:

The power of any emission outside of the authorized operating frequency ranges must be lower than the transmitter power (P) by a factor of at least 55 + 10 log (P) dB.

It is measured by means of a calibrated spectrum analyzer and scanned from 30 MHz up to a frequency including its 10th harmonic.

3.8.2 Test Procedures

1. The testing follows ANSI C63.26 section 5.7
2. The EUT was connected to spectrum analyzer and system simulator via a power divider.
3. The RF output of EUT was connected to the spectrum analyzer by RF cable and attenuator. The path loss was compensated to the results for each measurement.
4. The middle channel for the highest RF power within the transmitting frequency was measured.
5. The conducted spurious emission for the whole frequency range was taken.
6. Make the measurement with the spectrum analyzer's RBW = 1MHz, VBW = 3MHz.
7. Set spectrum analyzer with RMS detector.
8. Taking the record of maximum spurious emission.
9. The RF fundamental frequency should be excluded against the limit line in the operating frequency band.
10. The limit line is derived from 43 + 10log(P)dB below the transmitter power P(Watts)
    = P(W)- [43 + 10log(P)] (dB)
    = [30 + 10log(P)] (dBm) - [43 + 10log(P)] (dB)
    = -13dBm.
11. For Band 7, 38, 41
    The limit line is derived from 55 + 10log(P)dB below the transmitter power P(Watts)
    = P(W)- [55+ 10log(P)] (dB)
    = [30+ 10log(P)] (dBm) - [55+ 10log(P)] (dB)
    = -25dBm.

3.9 Frequency Stability

3.9.1 Description of Frequency Stability Measurement

The frequency stability shall be measured by variation of ambient temperature and variation of primary supply voltage to ensure that the fundamental emission stays within the authorized frequency block. The frequency stability of the transmitter shall be maintained within ±0.00025% (±2.5ppm) of the center frequency.

3.9.2 Test Procedures for Temperature Variation

1. The testing follows ANSI C63.26 section 5.6.4
2. The EUT was set up in the thermal chamber and connected with the system simulator.
3. With power OFF, the temperature was decreased to -30°C and the EUT was stabilized before testing. Power was applied and the maximum change in frequency was recorded within one minute.
4. With power OFF, the temperature was raised in 10°C step up to 50°C. The EUT was stabilized at each step for at least half an hour. Power was applied and the maximum frequency change was recorded within one minute.

3.9.3 Test Procedures for Voltage Variation

1. The testing follows ANSI C63.26 section 5.6.5
2. The EUT was placed in a temperature chamber at 20±5°C and connected with the system simulator.
3. The power supply voltage to the EUT was varied from 85% to 115% of the nominal value for other than hand carried battery equipment.
4. For hand carried, battery powered equipment, reduce the primary ac or dc supply voltage to the battery operating end point, which shall be specified by the manufacturer.
5. The variation in frequency was measured for the worst case.

4 Radiated Test Items

4.1 Measuring Instruments

See list of measuring instruments of this test report.

4.2 Test Setup

4.2.1 For radiated test from 30MHz to 1GHz

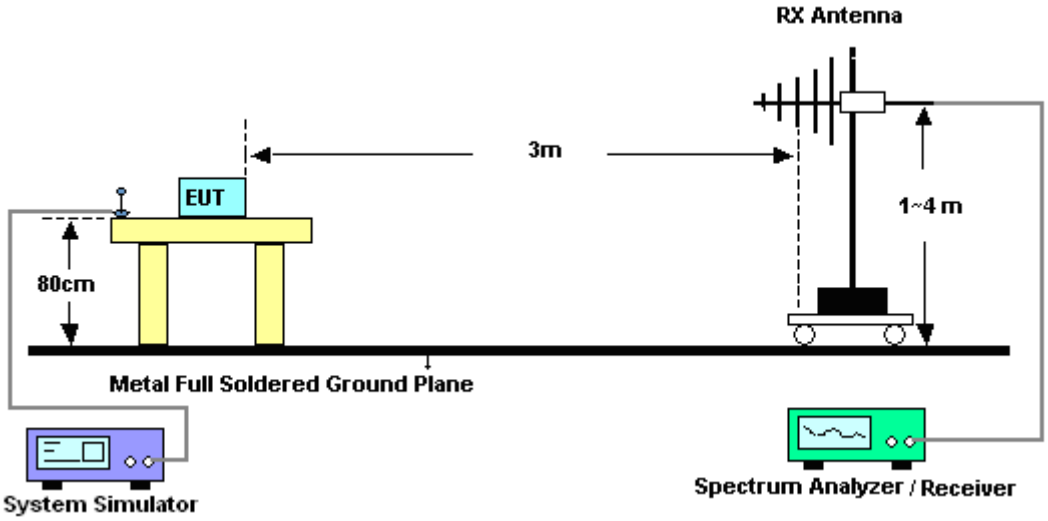

4.2.2 For radiated test above 1GHz

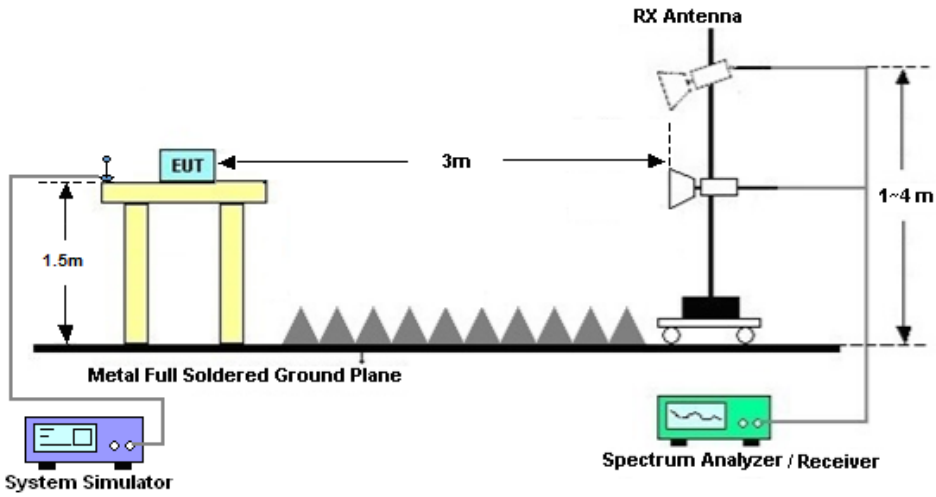

4.3 Test Result of Radiated Test

Please refer to Appendix B.

4.4 Radiated Spurious Emission

4.4.1 Description of Radiated Spurious Emission

The radiated spurious emission was measured by substitution method according to ANSI C63.26. The power of any emission outside of the authorized operating frequency ranges must be attenuated below the transmitter power (P) by a factor of at least 43 + 10 log (P) dB.

For Band 7, 38, 41

The power of any emission outside of the authorized operating frequency ranges must be attenuated below the transmitter power (P) by a factor of at least 55 + 10 log (P) dB.

The spectrum is scanned from 30 MHz up to a frequency including its 10th harmonic.

4.4.2 Test Procedures

1. The testing follows ANSI C63.26 Section 5.5
2. The EUT was placed on a turntable with 0.8 meter height for frequency below 1GHz and 1.5 meter height for frequency above 1GHz respectively above ground.
3. The EUT was set 3 meters from the receiving antenna mounted on the antenna tower.
4. The table was rotated 360 degrees to determine the position of the highest spurious emission.
5. The height of the receiving antenna is varied between 1m to 4m to search the maximum spurious emission for both horizontal and vertical polarizations.
6. During the measurement, the system simulator parameters were set to force the EUT transmitting at maximum output power.
7. Make the measurement with the spectrum analyzer's RBW = 1MHz, VBW = 3MHz, taking the record of maximum spurious emission.
8. A horn antenna was substituted in place of the EUT and was driven by a signal generator.
9. Tune the output power of signal generator to the same emission level with EUT maximum spurious emission.
10. EIRP (dBm) = S.G. Power – Tx Cable Loss + Tx Antenna Gain
11. ERP (dBm) = EIRP - 2.15
12. The RF fundamental frequency should be excluded against the limit line in the operating frequency band.
    The limit line is derived from 43 + 10log(P)dB below the transmitter power P(Watts)
    = P(W)- [43 + 10log(P)] (dB)
    = [30 + 10log(P)] (dBm) - [43 + 10log(P)] (dB)
    = -13dBm.
13. For Band 7, 38, 41:
    The limit line is derived from 55 + 10log(P)dB below the transmitter power P(Watts)

5 List of Measuring Equipment

Instrument	Manufacturer	Model No.	Serial No.	Characteristics	Calibration Date	Test Date	Due Date	Remark
Spectrum Analyzer	R&S	FSV40	101040	10Hz~40GHz	Nov. 02, 2020	Dec. 05, 2020~ Dec. 19, 2020	Nov. 01, 2021	Conducted (TH01-KS)
Temperature & humidity chamber	Hongzhan	LP-150U	H2014011440	-40~+150°C 20%~95%RH	Jul. 03, 2020	Dec. 05, 2020~ Dec. 19, 2020	Jul. 02, 2021	Conducted (TH01-KS)
EXA Spectrum Analyzer	Keysight	N9010A	MY55150244	10Hz-44G,MAX 30dB	Apr. 15, 2020	Dec. 12, 2020	Apr. 14, 2021	Radiation (03CH04-KS)
Bilog Antenna	TeseQ	CBL6111D	49922	30MHz-1GHz	Jan. 03, 2020	Dec. 12, 2020	Jan. 02, 2021	Radiation (03CH04-KS)
Horn Antenna	Schwarzbeck	BBHA9120D	1356	1GHz~18GHz	Apr. 20, 2020	Dec. 12, 2020	Apr. 19, 2021	Radiation (03CH04-KS)
SHF-EHF Horn	Com-power	AH-840	101115	18GHz~40GHz	Nov. 09, 2020	Dec. 12, 2020	Nov. 08, 2021	Radiation (03CH04-KS)
Amplifier	SONOMA	310N	187289	9KHz-1GHz	Jan. 03, 2020	Dec. 12, 2020	Jan. 02, 2021	Radiation (03CH04-KS)
Amplifier	MITEQ	EM18G40G GA	060728	18~40GHz	Jan. 08, 2020	Dec. 12, 2020	Jan. 07, 2021	Radiation (03CH04-KS)
high gain Amplifier	MITEQ	AMF-7D-00 101800-30-1 0P	2025788	1Ghz-18Ghz	Jan. 03, 2020	Dec. 12, 2020	Jan. 02, 2021	Radiation (03CH04-KS)
Amplifier	Keysight	83017A	MY57280106	500MHz~26.5GHz	Oct. 14, 2020	Dec. 12, 2020	Oct. 13, 2021	Radiation (03CH04-KS)
AC Power Source	Chroma	61601	F104090004	N/A	NCR	Dec. 12, 2020	NCR	Radiation (03CH04-KS)
Turn Table	ChamPro	EM 1000-T	060762-T	0~360 degree	NCR	Dec. 12, 2020	NCR	Radiation (03CH04-KS)
Antenna Mast	ChamPro	EM 1000-A	060762-A	1 m~4 m	NCR	Dec. 12, 2020	NCR	Radiation (03CH04-KS)

NCR: No Calibration Required.

6 Uncertainty of Evaluation

The measurement uncertainties shown below were calculated in accordance with the requirements of ANSI 63.26-2015. All the measurement uncertainty value were shown with a coverage K=2 to indicate 95% level of confidence. The measurement data show herein meets or exceeds the CISPR measurement uncertainty values specified in CISPR 16-4-2 and can be compared directly to specified limit to determine compliance.

Uncertainty of Radiated Emission Measurement (30 MHz ~ 1000 MHz)

Measuring Uncertainty for a Level of Confidence of 95% (U = 2Uc(y))	**3.3dB**

Uncertainty of Radiated Emission Measurement (1 GHz ~ 40 GHz)

Measuring Uncertainty for a Level of Confidence of 95% (U = 2Uc(y))	**2.8dB**

Appendix A. Test Results of Conducted Test

Conducted Output Power(Average power)

For Ant. 1:

LTE Band 2						
BW [MHz]	Modulation	RB Size	RB Offset	Power Low Ch. / Freq.	Power Middle Ch. / Freq.	Power High Ch. / Freq.
Channel				18700	18900	19100
Frequency (MHz)				1860	1880	1900
20	QPSK	1	0	23.78	23.96	23.68
20	QPSK	1	49	23.79	23.83	23.73
20	QPSK	1	99	23.80	23.70	23.66
20	QPSK	50	0	22.84	22.93	22.75
20	QPSK	50	24	22.81	22.88	22.73
20	QPSK	50	50	22.91	22.81	22.81
20	QPSK	100	0	22.89	22.90	22.74
20	16QAM	1	0	23.01	23.12	23.14
20	16QAM	1	49	23.22	23.21	23.09
20	16QAM	1	99	23.18	23.09	22.87
20	16QAM	50	0	21.98	22.02	21.84
20	16QAM	50	24	21.95	22.01	21.84
20	16QAM	50	50	22.01	21.98	21.88
20	16QAM	100	0	22.00	21.91	21.78
20	64QAM	1	0	22.39	22.48	22.37
20	64QAM	1	49	22.51	22.52	22.36
20	64QAM	1	99	22.38	22.52	22.30
20	64QAM	50	0	21.38	21.42	21.25
20	64QAM	50	24	21.38	21.44	21.29
20	64QAM	50	50	21.47	21.37	21.31
20	64QAM	100	0	21.45	21.41	21.23
Channel				18675	18900	19125
Frequency (MHz)				1857.5	1880	1902.5
15	QPSK	1	0	23.92	23.56	23.92
15	QPSK	1	37	23.82	23.91	23.76
15	QPSK	1	74	23.80	23.91	23.88
15	QPSK	36	0	22.99	23.14	23.03
15	QPSK	36	20	22.94	23.14	22.93
15	QPSK	36	39	22.94	23.10	22.91
15	QPSK	75	0	22.95	23.09	22.88
15	16QAM	1	0	23.20	23.21	23.14
15	16QAM	1	37	23.06	23.16	22.99
15	16QAM	1	74	23.03	23.10	22.96
15	16QAM	36	0	22.12	22.28	22.15
15	16QAM	36	20	22.20	22.30	22.06
15	16QAM	36	39	22.09	22.27	22.06
15	16QAM	75	0	22.08	22.24	22.00

15	64QAM	1	0	22.51	22.48	22.20
15	64QAM	1	37	22.23	22.24	22.05
15	64QAM	1	74	22.31	22.19	22.13
15	64QAM	36	0	21.28	21.43	21.20
15	64QAM	36	20	21.35	21.49	21.20
15	64QAM	36	39	21.23	21.42	21.20
15	64QAM	75	0	21.22	21.39	21.15
Channel				18650	18900	19150
Frequency (MHz)				1855	1880	1905
10	QPSK	1	0	23.55	23.78	23.95
10	QPSK	1	25	23.88	23.94	23.93
10	QPSK	1	49	23.93	23.67	23.89
10	QPSK	25	0	22.98	23.15	22.90
10	QPSK	25	12	23.02	23.20	22.97
10	QPSK	25	25	22.81	23.10	22.93
10	QPSK	50	0	22.85	23.01	22.94
10	16QAM	1	0	23.18	23.20	22.94
10	16QAM	1	25	23.13	23.21	23.00
10	16QAM	1	49	23.11	23.18	22.98
10	16QAM	25	0	22.18	22.34	22.08
10	16QAM	25	12	22.11	22.29	22.05
10	16QAM	25	25	22.10	22.31	22.15
10	16QAM	50	0	22.01	22.31	22.01
10	64QAM	1	0	22.34	22.39	22.10
10	64QAM	1	25	22.19	22.38	22.16
10	64QAM	1	49	22.26	22.34	22.11
10	64QAM	25	0	21.29	21.49	21.12
10	64QAM	25	12	21.35	21.43	21.19
10	64QAM	25	25	21.23	21.45	21.19
10	64QAM	50	0	21.11	21.47	21.07
Channel				18625	18900	19175
Frequency (MHz)				1852.5	1880	1907.5
5	QPSK	1	0	23.95	23.77	23.88
5	QPSK	1	12	23.87	23.66	23.92
5	QPSK	1	24	23.67	23.56	23.67
5	QPSK	12	0	23.06	23.18	22.95
5	QPSK	12	7	23.12	23.00	23.01
5	QPSK	12	13	22.96	23.06	22.96
5	QPSK	25	0	22.92	23.16	22.96
5	16QAM	1	0	23.18	23.06	22.92
5	16QAM	1	12	23.18	23.10	23.02
5	16QAM	1	24	23.03	23.19	22.98
5	16QAM	12	0	22.23	22.26	22.15
5	16QAM	12	7	22.19	22.31	22.13
5	16QAM	12	13	22.25	22.21	22.01
5	16QAM	25	0	22.24	22.37	22.01
5	64QAM	1	0	22.27	22.35	22.37
5	64QAM	1	12	22.33	22.47	22.45
5	64QAM	1	24	22.19	22.35	22.33
5	64QAM	12	0	21.29	21.44	21.14

5	64QAM	12	7	21.35	21.38	21.22
5	64QAM	12	13	21.31	21.34	21.15
5	64QAM	25	0	21.37	21.41	21.21
Channel				18615	18900	19185
Frequency (MHz)				1851.5	1880	1908.5
3	QPSK	1	0	23.94	23.87	23.83
3	QPSK	1	8	23.78	23.90	23.94
3	QPSK	1	14	23.65	23.67	23.86
3	QPSK	8	0	22.95	22.92	22.92
3	QPSK	8	4	23.01	22.91	22.89
3	QPSK	8	7	22.96	22.98	22.77
3	QPSK	15	0	22.96	23.02	22.83
3	16QAM	1	0	22.92	23.01	22.93
3	16QAM	1	8	23.02	23.13	22.95
3	16QAM	1	14	22.98	23.20	22.91
3	16QAM	8	0	22.23	22.23	22.04
3	16QAM	8	4	22.19	22.24	22.14
3	16QAM	8	7	22.25	22.38	22.09
3	16QAM	15	0	22.24	22.20	22.17
3	64QAM	1	0	22.27	22.35	22.04
3	64QAM	1	8	22.33	22.43	22.41
3	64QAM	1	14	22.19	22.29	22.09
3	64QAM	8	0	21.29	21.14	21.26
3	64QAM	8	4	21.35	21.44	21.35
3	64QAM	8	7	21.31	21.20	21.23
3	64QAM	15	0	21.37	21.29	21.20
Channel				18607	18900	19193
Frequency (MHz)				1850.7	1880	1909.3
1.4	QPSK	1	0	23.84	23.72	23.73
1.4	QPSK	1	3	23.83	23.80	23.83
1.4	QPSK	1	5	23.86	23.81	23.71
1.4	QPSK	3	0	23.82	23.77	23.78
1.4	QPSK	3	1	23.84	23.79	23.83
1.4	QPSK	3	3	23.81	23.82	23.72
1.4	QPSK	6	0	22.86	22.82	22.87
1.4	16QAM	1	0	22.95	22.81	22.60
1.4	16QAM	1	3	22.88	22.90	22.73
1.4	16QAM	1	5	22.74	22.83	22.67
1.4	16QAM	3	0	22.96	22.96	22.84
1.4	16QAM	3	1	23.01	23.08	22.85
1.4	16QAM	3	3	22.95	23.00	22.80
1.4	16QAM	6	0	21.98	21.83	21.84
1.4	64QAM	1	0	22.14	22.16	22.06
1.4	64QAM	1	3	22.14	22.35	22.09
1.4	64QAM	1	5	22.09	22.18	22.00
1.4	64QAM	3	0	21.98	22.02	21.83
1.4	64QAM	3	1	22.03	22.06	21.95
1.4	64QAM	3	3	21.99	22.00	21.84
1.4	64QAM	6	0	21.07	21.10	20.99

For Ant. 2:

LTE Band 4						
BW [MHz]	Modulation	RB Size	RB Offset	Power Low Ch. / Freq.	Power Middle Ch. / Freq.	Power High Ch. / Freq.
Channel				20050	20175	20300
Frequency (MHz)				1720	1732.5	1745
20	QPSK	1	0	23.94	24.18	24.07
20	QPSK	1	49	23.86	24.04	24.10
20	QPSK	1	99	23.89	24.04	24.11
20	QPSK	50	0	22.99	23.09	23.18
20	QPSK	50	24	23.00	23.17	23.17
20	QPSK	50	50	22.94	23.13	23.12
20	QPSK	100	0	22.99	23.10	23.12
20	16QAM	1	0	23.25	23.34	23.51
20	16QAM	1	49	23.18	23.34	23.39
20	16QAM	1	99	23.25	23.41	23.49
20	16QAM	50	0	22.07	22.18	22.23
20	16QAM	50	24	22.05	22.28	22.26
20	16QAM	50	50	22.08	22.24	22.19
20	16QAM	100	0	22.06	22.23	22.23
20	64QAM	1	0	22.20	22.31	22.32
20	64QAM	1	49	22.06	22.46	22.32
20	64QAM	1	99	22.20	22.30	22.51
20	64QAM	50	0	21.08	21.22	21.28
20	64QAM	50	24	21.12	21.31	21.26
20	64QAM	50	50	21.12	21.24	21.24
20	64QAM	100	0	21.09	21.23	21.24
Channel				20025	20175	20325
Frequency (MHz)				1717.5	1732.5	1747.5
15	QPSK	1	0	24.16	24.13	24.10
15	QPSK	1	37	23.99	24.12	24.12
15	QPSK	1	74	24.12	24.11	24.01
15	QPSK	36	0	23.19	23.31	23.22
15	QPSK	36	20	23.13	23.27	23.20
15	QPSK	36	39	23.10	23.25	23.17
15	QPSK	75	0	23.17	23.19	23.17
15	16QAM	1	0	23.68	23.85	23.85
15	16QAM	1	37	23.52	23.91	23.71
15	16QAM	1	74	23.62	23.62	23.71
15	16QAM	36	0	22.28	22.39	22.40
15	16QAM	36	20	22.30	22.47	22.38
15	16QAM	36	39	22.28	22.32	22.36
15	16QAM	75	0	22.21	22.34	22.32
15	64QAM	1	0	22.71	22.79	22.89
15	64QAM	1	37	22.57	22.92	22.83
15	64QAM	1	74	22.71	22.70	22.72
15	64QAM	36	0	21.36	21.39	21.41
15	64QAM	36	20	21.31	21.46	21.40

15	64QAM	36	39	21.28	21.32	21.37
15	64QAM	75	0	21.36	21.49	21.38
Channel				20000	20175	20350
Frequency (MHz)				1715	1732.5	1750
10	QPSK	1	0	24.12	24.10	24.16
10	QPSK	1	25	24.11	24.14	24.12
10	QPSK	1	49	24.02	24.09	24.14
10	QPSK	25	0	23.20	23.28	23.21
10	QPSK	25	12	23.15	23.29	23.24
10	QPSK	25	25	23.11	23.24	23.15
10	QPSK	50	0	23.23	23.27	23.20
10	16QAM	1	0	23.64	23.72	23.74
10	16QAM	1	25	23.70	23.84	23.77
10	16QAM	1	49	23.58	23.83	23.63
10	16QAM	25	0	22.35	22.43	22.36
10	16QAM	25	12	22.32	22.35	22.32
10	16QAM	25	25	22.28	22.30	22.31
10	16QAM	50	0	22.26	22.32	22.37
10	64QAM	1	0	22.65	22.54	22.55
10	64QAM	1	25	22.61	22.59	22.36
10	64QAM	1	49	22.61	22.46	22.16
10	64QAM	25	0	21.38	21.34	21.40
10	64QAM	25	12	21.34	21.49	21.33
10	64QAM	25	25	21.29	21.44	21.34
10	64QAM	50	0	21.25	21.44	21.31
Channel				19975	20175	20375
Frequency (MHz)				1712.5	1732.5	1752.5
5	QPSK	1	0	24.11	24.11	24.16
5	QPSK	1	12	24.14	24.13	24.17
5	QPSK	1	24	24.04	24.17	24.15
5	QPSK	12	0	23.16	23.27	23.19
5	QPSK	12	7	23.14	23.18	23.27
5	QPSK	12	13	23.13	23.25	23.12
5	QPSK	25	0	23.16	23.24	23.08
5	16QAM	1	0	23.51	23.77	23.71
5	16QAM	1	12	23.29	23.63	23.66
5	16QAM	1	24	23.62	23.74	23.61
5	16QAM	12	0	22.32	22.44	22.36
5	16QAM	12	7	22.31	22.48	22.31
5	16QAM	12	13	22.29	22.43	22.29
5	16QAM	25	0	22.22	22.30	22.25
5	64QAM	1	0	22.30	22.43	22.28
5	64QAM	1	12	22.25	22.37	22.36
5	64QAM	1	24	22.13	22.38	22.26
5	64QAM	12	0	21.24	21.42	21.22
5	64QAM	12	7	21.26	21.44	21.39
5	64QAM	12	13	21.26	21.39	21.27
5	64QAM	25	0	21.16	21.33	21.31
Channel				19965	20175	20385
Frequency (MHz)				1711.5	1732.5	1753.5

3	QPSK	1	0	24.06	24.12	24.08
3	QPSK	1	8	24.05	24.05	24.06
3	QPSK	1	14	24.01	24.07	24.10
3	QPSK	8	0	23.09	23.26	23.19
3	QPSK	8	4	23.20	23.23	23.24
3	QPSK	8	7	23.05	23.16	23.22
3	QPSK	15	0	23.09	23.24	23.13
3	16QAM	1	0	23.59	23.73	23.68
3	16QAM	1	8	23.58	23.80	23.66
3	16QAM	1	14	23.54	23.60	23.55
3	16QAM	8	0	22.27	22.42	22.37
3	16QAM	8	4	22.29	22.42	22.42
3	16QAM	8	7	22.20	22.43	22.38
3	16QAM	15	0	22.25	22.31	22.30
3	64QAM	1	0	22.13	22.27	22.27
3	64QAM	1	8	22.26	22.33	22.30
3	64QAM	1	14	22.15	22.49	22.23
3	64QAM	8	0	21.22	21.37	21.30
3	64QAM	8	4	21.25	21.36	21.24
3	64QAM	8	7	21.27	21.26	21.22
3	64QAM	15	0	21.28	21.44	21.33
Channel				19957	20175	20393
Frequency (MHz)				1710.7	1732.5	1754.3
1.4	QPSK	1	0	24.01	24.06	24.03
1.4	QPSK	1	3	24.11	24.12	24.16
1.4	QPSK	1	5	24.04	24.14	24.05
1.4	QPSK	3	0	24.12	24.13	24.09
1.4	QPSK	3	1	24.12	24.16	24.17
1.4	QPSK	3	3	24.06	24.12	24.06
1.4	QPSK	6	0	23.16	23.24	23.16
1.4	16QAM	1	0	23.41	23.46	23.43
1.4	16QAM	1	3	23.42	23.65	23.57
1.4	16QAM	1	5	23.40	23.60	23.51
1.4	16QAM	3	0	23.02	23.35	23.09
1.4	16QAM	3	1	23.08	23.27	23.13
1.4	16QAM	3	3	23.17	23.22	23.22
1.4	16QAM	6	0	22.34	22.33	22.34
1.4	64QAM	1	0	22.21	22.44	22.32
1.4	64QAM	1	3	22.30	22.41	22.44
1.4	64QAM	1	5	22.15	22.33	22.24
1.4	64QAM	3	0	22.33	22.44	22.40
1.4	64QAM	3	1	22.39	22.60	22.34
1.4	64QAM	3	3	22.35	22.53	22.45
1.4	64QAM	6	0	21.25	21.29	21.23

LTE Band 5						
BW [MHz]	Modulation	RB Size	RB Offset	Power Low Ch. / Freq.	Power Middle Ch. / Freq.	Power High Ch. / Freq.
Channel				20450	20525	20600
Frequency (MHz)				829	836.5	844
10	QPSK	1	0	23.96	24.12	24.09
10	QPSK	1	25	23.98	24.09	23.99
10	QPSK	1	49	23.82	23.86	23.95
10	QPSK	25	0	23.06	23.15	23.07
10	QPSK	25	12	23.02	23.17	23.07
10	QPSK	25	25	22.97	23.10	23.01
10	QPSK	50	0	22.99	23.13	23.07
10	16QAM	1	0	23.16	23.27	23.37
10	16QAM	1	25	23.22	23.42	23.16
10	16QAM	1	49	23.08	23.14	23.14
10	16QAM	25	0	22.10	22.21	22.16
10	16QAM	25	12	22.10	22.23	22.14
10	16QAM	25	25	22.01	22.10	22.07
10	16QAM	50	0	22.09	22.16	22.09
10	64QAM	1	0	22.12	22.28	22.31
10	64QAM	1	25	22.05	22.22	22.23
10	64QAM	1	49	22.08	22.07	22.08
10	64QAM	25	0	21.12	21.19	21.13
10	64QAM	25	12	21.08	21.21	21.17
10	64QAM	25	25	21.01	21.17	21.10
10	64QAM	50	0	21.07	21.20	21.10
Channel				20425	20525	20625
Frequency (MHz)				826.5	836.5	846.5
5	QPSK	1	0	23.98	24.02	24.09
5	QPSK	1	12	24.11	24.09	23.98
5	QPSK	1	24	23.90	24.01	24.01
5	QPSK	12	0	23.05	23.14	23.01
5	QPSK	12	7	23.15	23.15	23.03
5	QPSK	12	13	23.12	23.10	22.97
5	QPSK	25	0	23.13	23.13	23.02
5	16QAM	1	0	23.23	23.23	23.34
5	16QAM	1	12	23.33	23.33	23.20
5	16QAM	1	24	23.13	23.31	23.21
5	16QAM	12	0	22.10	22.17	22.06
5	16QAM	12	7	22.20	22.20	22.07
5	16QAM	12	13	22.16	22.18	22.05
5	16QAM	25	0	22.16	22.18	22.06
5	64QAM	1	0	22.35	22.39	22.43
5	64QAM	1	12	22.48	22.48	22.32
5	64QAM	1	24	22.27	22.46	22.38
5	64QAM	12	0	21.30	21.40	21.27
5	64QAM	12	7	21.42	21.40	21.32
5	64QAM	12	13	21.35	21.33	21.26

5	64QAM	25	0	21.39	21.40	21.29
Channel				20415	20525	20635
Frequency (MHz)				825.5	836.5	847.5
3	QPSK	1	0	23.99	24.03	23.96
3	QPSK	1	8	23.93	24.07	24.04
3	QPSK	1	14	24.08	24.06	24.02
3	QPSK	8	0	23.05	23.12	23.00
3	QPSK	8	4	23.06	23.12	23.02
3	QPSK	8	7	23.09	23.11	23.06
3	QPSK	15	0	23.12	23.12	23.00
3	16QAM	1	0	23.20	23.25	23.16
3	16QAM	1	8	23.22	23.33	23.28
3	16QAM	1	14	23.26	23.26	23.22
3	16QAM	8	0	22.11	22.23	22.07
3	16QAM	8	4	22.16	22.22	22.10
3	16QAM	8	7	22.18	22.18	22.14
3	16QAM	15	0	22.19	22.20	22.09
3	64QAM	1	0	22.33	22.39	22.34
3	64QAM	1	8	22.34	22.47	22.39
3	64QAM	1	14	22.44	22.46	22.40
3	64QAM	8	0	21.30	21.42	21.27
3	64QAM	8	4	21.34	21.43	21.27
3	64QAM	8	7	21.36	21.38	21.33
3	64QAM	15	0	21.38	21.40	21.31
Channel				20407	20525	20643
Frequency (MHz)				824.7	836.5	848.3
1.4	QPSK	1	0	23.88	24.01	23.99
1.4	QPSK	1	3	23.95	24.05	24.07
1.4	QPSK	1	5	23.87	23.98	23.94
1.4	QPSK	3	0	23.93	24.04	23.99
1.4	QPSK	3	1	23.96	24.11	24.05
1.4	QPSK	3	3	23.95	24.04	24.01
1.4	QPSK	6	0	22.94	23.03	23.04
1.4	16QAM	1	0	23.12	23.21	23.15
1.4	16QAM	1	3	23.20	23.32	23.21
1.4	16QAM	1	5	23.12	23.20	23.17
1.4	16QAM	3	0	22.96	23.07	23.02
1.4	16QAM	3	1	23.02	23.14	23.08
1.4	16QAM	3	3	22.92	23.08	23.02
1.4	16QAM	6	0	22.07	22.16	22.14
1.4	64QAM	1	0	22.23	22.38	22.30
1.4	64QAM	1	3	22.28	22.45	22.32
1.4	64QAM	1	5	22.20	22.39	22.34
1.4	64QAM	3	0	22.18	22.30	22.27
1.4	64QAM	3	1	22.26	22.38	22.33
1.4	64QAM	3	3	22.19	22.31	22.28
1.4	64QAM	6	0	21.25	21.33	21.30

LTE Band 7						
BW [MHz]	Modulation	RB Size	RB Offset	Power Low Ch. / Freq.	Power Middle Ch. / Freq.	Power High Ch. / Freq.
Channel				20850	21100	21350
Frequency (MHz)				2510	2535	2560
20	QPSK	1	0	23.93	24.25	24.17
20	QPSK	1	49	23.99	24.12	24.24
20	QPSK	1	99	23.81	24.09	24.12
20	QPSK	50	0	22.97	23.16	23.20
20	QPSK	50	24	22.93	23.15	23.26
20	QPSK	50	50	22.92	23.14	23.26
20	QPSK	100	0	22.92	23.17	23.24
20	16QAM	1	0	23.13	23.37	23.50
20	16QAM	1	49	23.24	23.43	23.56
20	16QAM	1	99	23.14	23.37	23.40
20	16QAM	50	0	22.08	22.29	22.25
20	16QAM	50	24	22.07	22.29	22.30
20	16QAM	50	50	21.99	22.27	22.40
20	16QAM	100	0	22.04	22.24	22.27
20	64QAM	1	0	22.17	22.32	22.51
20	64QAM	1	49	22.15	22.35	22.51
20	64QAM	1	99	22.12	22.34	22.31
20	64QAM	50	0	21.10	21.27	21.27
20	64QAM	50	24	21.05	21.27	21.31
20	64QAM	50	50	21.04	21.26	21.37
20	64QAM	100	0	21.03	21.21	21.28
Channel				20825	21100	21375
Frequency (MHz)				2507.5	2535	2562.5
15	QPSK	1	0	23.98	24.13	24.07
15	QPSK	1	37	23.98	24.08	24.17
15	QPSK	1	74	24.11	24.22	24.12
15	QPSK	36	0	23.14	23.13	23.24
15	QPSK	36	20	23.17	23.23	23.22
15	QPSK	36	39	23.02	23.22	23.24
15	QPSK	75	0	23.12	23.18	23.20
15	16QAM	1	0	23.24	23.41	23.46
15	16QAM	1	37	23.21	23.44	23.41
15	16QAM	1	74	23.44	23.58	23.46
15	16QAM	36	0	22.25	22.20	22.31
15	16QAM	36	20	22.26	22.34	22.31
15	16QAM	36	39	22.11	22.32	22.35
15	16QAM	75	0	22.24	22.23	22.39
15	64QAM	1	0	22.23	22.34	22.42
15	64QAM	1	37	22.17	22.32	22.40
15	64QAM	1	74	22.29	22.49	22.34
15	64QAM	36	0	21.30	21.28	21.32
15	64QAM	36	20	21.29	21.32	21.37
15	64QAM	36	39	21.15	21.31	21.40

15	64QAM	75	0	21.33	21.29	21.38
Channel				20800	21100	21400
Frequency (MHz)				2505	2535	2565
10	QPSK	1	0	23.87	23.94	24.05
10	QPSK	1	25	24.04	23.99	24.08
10	QPSK	1	49	23.98	24.21	24.08
10	QPSK	25	0	23.14	23.13	23.17
10	QPSK	25	12	23.12	23.15	23.20
10	QPSK	25	25	23.16	23.15	23.18
10	QPSK	50	0	23.17	23.14	23.18
10	16QAM	1	0	23.17	23.60	23.39
10	16QAM	1	25	23.63	23.42	23.37
10	16QAM	1	49	23.56	23.49	23.34
10	16QAM	25	0	22.22	22.29	22.24
10	16QAM	25	12	22.27	22.33	22.28
10	16QAM	25	25	22.31	22.30	22.36
10	16QAM	50	0	22.30	22.30	22.31
10	64QAM	1	0	21.92	22.29	22.33
10	64QAM	1	25	22.19	22.40	22.30
10	64QAM	1	49	22.21	22.28	22.27
10	64QAM	25	0	21.18	21.16	21.26
10	64QAM	25	12	21.22	21.32	21.26
10	64QAM	25	25	21.28	21.19	21.34
10	64QAM	50	0	21.24	21.20	21.23
Channel				20775	21100	21425
Frequency (MHz)				2502.5	2535	2567.5
5	QPSK	1	0	24.04	24.01	23.97
5	QPSK	1	12	24.09	23.97	24.11
5	QPSK	1	24	24.06	23.99	24.01
5	QPSK	12	0	23.14	23.11	23.09
5	QPSK	12	7	23.21	23.16	23.16
5	QPSK	12	13	23.21	23.15	23.12
5	QPSK	25	0	23.28	23.03	23.18
5	16QAM	1	0	23.32	23.36	23.32
5	16QAM	1	12	23.37	23.41	23.31
5	16QAM	1	24	23.36	23.39	23.31
5	16QAM	12	0	22.27	22.18	22.21
5	16QAM	12	7	22.30	22.24	22.19
5	16QAM	12	13	22.31	22.17	22.34
5	16QAM	25	0	22.33	22.28	22.32
5	64QAM	1	0	22.28	22.30	22.35
5	64QAM	1	12	22.21	22.52	22.58
5	64QAM	1	24	22.29	22.11	22.26
5	64QAM	12	0	21.19	21.13	21.31
5	64QAM	12	7	21.19	21.33	21.26
5	64QAM	12	13	21.20	21.25	21.19
5	64QAM	25	0	21.18	21.23	21.22

LTE Band 38						
BW [MHz]	Modulation	RB Size	RB Offset	Power Low Ch. / Freq.	Power Middle Ch. / Freq.	Power High Ch. / Freq.
Channel				37850	38000	38150
Frequency (MHz)				2580	2595	2610
20	QPSK	1	0	24.24	24.25	24.07
20	QPSK	1	49	24.02	24.04	24.05
20	QPSK	1	99	23.86	23.94	23.87
20	QPSK	50	0	23.23	23.24	23.05
20	QPSK	50	24	23.06	23.14	23.01
20	QPSK	50	50	22.99	23.07	22.97
20	QPSK	100	0	23.15	23.16	23.02
20	16QAM	1	0	23.41	23.18	23.22
20	16QAM	1	49	23.15	23.20	23.17
20	16QAM	1	99	22.99	23.07	22.99
20	16QAM	50	0	22.35	22.24	22.19
20	16QAM	50	24	22.19	22.25	22.14
20	16QAM	50	50	22.11	22.18	22.05
20	16QAM	100	0	22.28	22.23	22.12
20	64QAM	1	0	22.01	22.21	21.85
20	64QAM	1	49	22.12	22.12	22.13
20	64QAM	1	99	22.21	22.12	22.21
20	64QAM	50	0	21.31	21.17	21.15
20	64QAM	50	24	21.16	21.21	21.11
20	64QAM	50	50	21.05	21.14	21.06
20	64QAM	100	0	21.28	21.21	21.09
Channel				37825	38000	38175
Frequency (MHz)				2577.5	2595	2612.5
15	QPSK	1	0	24.13	24.03	24.02
15	QPSK	1	37	24.13	24.03	23.98
15	QPSK	1	74	24.02	24.00	24.06
15	QPSK	36	0	23.21	23.18	23.05
15	QPSK	36	20	23.25	23.11	23.06
15	QPSK	36	39	23.27	23.08	22.99
15	QPSK	75	0	23.35	23.19	23.22
15	16QAM	1	0	23.25	23.30	22.99
15	16QAM	1	37	23.21	23.12	23.07
15	16QAM	1	74	23.30	23.28	23.24
15	16QAM	36	0	22.30	22.12	22.08
15	16QAM	36	20	22.28	22.25	22.19
15	16QAM	36	39	22.19	22.12	22.13
15	16QAM	75	0	22.29	22.27	22.21
15	64QAM	1	0	22.15	22.11	22.01
15	64QAM	1	37	21.88	22.11	22.21
15	64QAM	1	74	22.08	21.97	21.84
15	64QAM	36	0	21.37	21.19	21.15
15	64QAM	36	20	21.43	21.22	21.26
15	64QAM	36	39	21.34	21.19	21.20

15	64QAM	75	0	21.43	21.30	21.14
Channel				37800	38000	38200
Frequency (MHz)				2575	2595	2615
10	QPSK	1	0	24.13	24.09	24.07
10	QPSK	1	25	23.96	24.08	24.02
10	QPSK	1	49	24.01	23.95	23.97
10	QPSK	25	0	23.14	23.05	23.03
10	QPSK	25	12	23.19	23.07	22.96
10	QPSK	25	25	23.19	23.03	22.98
10	QPSK	50	0	23.18	23.16	23.12
10	16QAM	1	0	23.44	23.09	23.04
10	16QAM	1	25	23.23	23.18	22.94
10	16QAM	1	49	23.23	23.21	23.01
10	16QAM	25	0	22.23	22.24	22.23
10	16QAM	25	12	22.38	22.18	22.09
10	16QAM	25	25	22.27	22.32	22.07
10	16QAM	50	0	22.35	22.15	22.20
10	64QAM	1	0	22.01	22.08	21.94
10	64QAM	1	25	21.81	21.97	21.89
10	64QAM	1	49	22.03	21.83	21.82
10	64QAM	25	0	21.21	21.13	21.21
10	64QAM	25	12	21.26	21.26	21.08
10	64QAM	25	25	21.35	21.21	21.06
10	64QAM	50	0	21.32	21.31	21.08
Channel				37775	38000	38225
Frequency (MHz)				2572.5	2595	2617.5
5	QPSK	1	0	24.17	23.83	23.82
5	QPSK	1	12	24.13	24.14	23.96
5	QPSK	1	24	24.07	23.94	23.91
5	QPSK	12	0	23.28	23.14	22.89
5	QPSK	12	7	23.20	23.07	23.00
5	QPSK	12	13	23.16	23.23	22.95
5	QPSK	25	0	23.15	23.21	23.04
5	16QAM	1	0	23.31	23.02	22.90
5	16QAM	1	12	23.20	23.24	22.99
5	16QAM	1	24	23.19	23.10	22.97
5	16QAM	12	0	22.31	22.19	22.02
5	16QAM	12	7	22.24	22.22	22.13
5	16QAM	12	13	22.20	22.18	22.09
5	16QAM	25	0	22.34	22.13	22.15
5	64QAM	1	0	22.13	21.95	21.84
5	64QAM	1	12	22.20	21.83	21.80
5	64QAM	1	24	22.18	21.91	21.83
5	64QAM	12	0	21.34	21.12	21.06
5	64QAM	12	7	21.27	21.16	21.09
5	64QAM	12	13	21.32	21.20	21.02
5	64QAM	25	0	21.32	21.20	21.12

LTE Band 41						
BW [MHz]	Modulation	RB Size	RB Offset	Power Low Ch. / Freq.	Power Middle Ch. / Freq.	Power High Ch. / Freq.
Channel				40140	40670	41140
Frequency (MHz)				2545	2595	2645
20	QPSK	1	0	24.16	24.26	23.89
20	QPSK	1	49	24.19	23.96	23.84
20	QPSK	1	99	24.17	23.93	23.88
20	QPSK	50	0	23.29	23.30	22.85
20	QPSK	50	24	23.29	23.03	22.83
20	QPSK	50	50	23.23	22.94	22.86
20	QPSK	100	0	23.26	22.98	22.82
20	16QAM	1	0	23.31	23.16	22.99
20	16QAM	1	49	23.34	23.11	22.96
20	16QAM	1	99	23.29	23.03	22.91
20	16QAM	50	0	22.41	22.18	21.95
20	16QAM	50	24	22.37	22.16	21.92
20	16QAM	50	50	22.34	22.07	21.98
20	16QAM	100	0	22.38	22.13	21.92
20	64QAM	1	0	21.92	21.78	21.89
20	64QAM	1	49	21.94	21.72	21.88
20	64QAM	1	99	21.90	21.87	21.87
20	64QAM	50	0	21.40	21.18	20.94
20	64QAM	50	24	21.37	21.12	20.91
20	64QAM	50	50	21.33	21.06	20.98
20	64QAM	100	0	21.36	21.11	20.91
Channel				40115	40685	41165
Frequency (MHz)				2542.5	2595	2647.5
15	QPSK	1	0	24.00	24.06	23.97
15	QPSK	1	37	24.08	24.10	23.92
15	QPSK	1	74	23.87	23.91	23.97
15	QPSK	36	0	23.08	23.14	23.00
15	QPSK	36	20	23.20	23.22	23.00
15	QPSK	36	39	23.12	23.16	22.90
15	QPSK	75	0	23.22	23.28	23.17
15	16QAM	1	0	23.20	23.22	22.93
15	16QAM	1	37	23.06	23.10	22.98
15	16QAM	1	74	23.17	23.23	23.19
15	16QAM	36	0	22.25	22.27	22.02
15	16QAM	36	20	22.13	22.17	22.10
15	16QAM	36	39	22.06	22.12	22.08
15	16QAM	75	0	22.24	22.26	22.15
15	64QAM	1	0	22.32	22.36	22.24
15	64QAM	1	37	22.07	22.13	22.03
15	64QAM	1	74	22.35	22.37	22.10
15	64QAM	36	0	21.54	21.58	21.38
15	64QAM	36	20	21.62	21.68	21.53
15	64QAM	36	39	21.61	21.63	21.46

15	64QAM	75	0	21.60	21.64	21.37
Channel				40090	40690	41190
Frequency (MHz)				2540	2595	2650
10	QPSK	1	0	23.98	24.02	23.98
10	QPSK	1	25	23.83	23.89	23.97
10	QPSK	1	49	23.96	23.98	23.91
10	QPSK	25	0	22.99	23.03	22.94
10	QPSK	25	12	23.06	23.12	22.91
10	QPSK	25	25	23.14	23.16	22.92
10	QPSK	50	0	23.03	23.07	23.03
10	16QAM	1	0	23.31	23.37	22.99
10	16QAM	1	25	23.18	23.20	22.88
10	16QAM	1	49	23.08	23.12	22.92
10	16QAM	25	0	22.10	22.16	22.18
10	16QAM	25	12	22.33	22.35	22.03
10	16QAM	25	25	22.12	22.16	21.98
10	16QAM	50	0	22.22	22.28	22.15
10	64QAM	1	0	22.28	22.30	22.20
10	64QAM	1	25	21.98	22.02	21.96
10	64QAM	1	49	22.22	22.28	22.09
10	64QAM	25	0	21.48	21.50	21.47
10	64QAM	25	12	21.43	21.47	21.31
10	64QAM	25	25	21.54	21.60	21.33
10	64QAM	50	0	21.59	21.61	21.34
Channel				40065	40705	41215
Frequency (MHz)				2537.5	2595	2652.5
5	QPSK	1	0	24.12	24.14	23.76
5	QPSK	1	12	23.98	24.02	23.87
5	QPSK	1	24	23.94	24.00	23.86
5	QPSK	12	0	23.23	23.25	22.83
5	QPSK	12	7	23.05	23.09	22.91
5	QPSK	12	13	23.03	23.09	22.90
5	QPSK	25	0	23.10	23.12	22.98
5	16QAM	1	0	23.16	23.20	22.81
5	16QAM	1	12	23.07	23.13	22.94
5	16QAM	1	24	23.14	23.16	22.91
5	16QAM	12	0	22.16	22.20	21.93
5	16QAM	12	7	22.11	22.17	22.08
5	16QAM	12	13	22.15	22.17	22.03
5	16QAM	25	0	22.19	22.23	22.06
5	64QAM	1	0	22.32	22.38	22.11
5	64QAM	1	12	22.47	22.49	22.06
5	64QAM	1	24	22.35	22.39	22.01
5	64QAM	12	0	21.53	21.59	21.33
5	64QAM	12	7	21.54	21.56	21.35
5	64QAM	12	13	21.49	21.53	21.25
5	64QAM	25	0	21.51	21.57	21.39

CA Power

For Ant. 1:

CA_2C							
Combination 20MHz+20MHz (100RB+100RB)							
PCC Channel	SCC Channel	Modulation	PCC		SCC		Measured Power (dBm)
			RB Size	RB offset	RB Size	RB offset	
18700	18898	QPSK	1	0	0	0	23.67
18900	18702	QPSK	1	0	1	99	23.78
19100	18902	QPSK	1	0	1	99	23.80
18700	18898	16QAM	1	0	0	0	23.12
18900	18702	16QAM	1	0	1	99	23.14
19100	18902	16QAM	1	0	1	99	23.10
18700	18898	64QAM	1	0	0	0	21.05
18900	18702	64QAM	1	0	1	99	21.08
19100	18902	64QAM	1	0	1	99	21.12

For Ant. 2:

CA_7C							
Combination 20MHz+20MHz (100RB+100RB)							
PCC Channel	SCC Channel	Modulation	PCC		SCC		Measured Power (dBm)
			RB Size	RB offset	RB Size	RB offset	
20850	21048	QPSK	1	0	0	0	24.05
21100	20902	QPSK	1	0	1	99	24.06
21350	21152	QPSK	1	0	1	99	24.08
20850	21048	16QAM	1	0	0	0	23.77
21100	20902	16QAM	1	0	1	99	23.41
21350	21152	16QAM	1	0	1	99	23.43
20850	21048	64QAM	1	0	0	0	21.20
21100	20902	64QAM	1	0	1	99	21.32
21350	21152	64QAM	1	0	1	99	21.28

CA_38C							
Combination 20MHz+20MHz (100RB+100RB)							
PCC Channel	SCC Channel	Modulation	PCC		SCC		Measured Power (dBm)
			RB Size	RB offset	RB Size	RB offset	
37850	38048	QPSK	1	0	0	0	24.29
37901	38099	QPSK	1	0	0	0	24.25
38150	37952	QPSK	1	0	1	99	24.02
37850	38048	16QAM	1	0	0	0	23.42
37901	38099	16QAM	1	0	0	0	23.39
38150	37952	16QAM	1	0	1	99	23.02
37850	38048	64QAM	1	0	0	0	22.05
37901	38099	64QAM	1	0	0	0	22.02
38150	37952	64QAM	1	0	1	99	21.73

EIRP

For Ant. 1:

LTE Band 2 (GT -LC = -1.50 dB) QPSK									
Bandwidth	1.4M			3M			5M		
Channel	18607	18900	19193	18615	18900	19185	18625	18900	19175
	(Low)	(Mid)	(High)	(Low)	(Mid)	(High)	(Low)	(Mid)	(High)
Frequency (MHz)	1850.7	1880	1909.3	1851.5	1880	1908.5	1852.5	1880	1907.5
Conducted Power (dBm)	23.86	23.81	23.71	23.94	23.87	23.83	23.95	23.77	23.88
Conducted Power (Watts)	0.2432	0.2404	0.2350	0.2477	0.2438	0.2415	0.2483	0.2382	0.2443
EIRP(dBm)	22.36	22.31	22.21	22.44	22.37	22.33	22.45	22.27	22.38
EIRP(Watts)	0.1722	0.1702	0.1663	0.1754	0.1726	0.1710	0.1758	0.1687	0.1730

LTE Band 2 (GT -LC = -1.50 dB) QPSK									
Bandwidth	10M			15M			20M		
Channel	18650	18900	19150	18675	18900	19125	18650	18900	19100
	(Low)	(Mid)	(High)	(Low)	(Mid)	(High)	(Low)	(Mid)	(High)
Frequency (MHz)	1855	1880	1905	1857.5	1880	1902.5	1860	1880	1900
Conducted Power (dBm)	23.55	23.78	23.95	23.92	23.56	23.92	23.78	23.96	23.68
Conducted Power (Watts)	0.2265	0.2388	0.2483	0.2466	0.2270	0.2466	0.2388	0.2489	0.2333
EIRP(dBm)	22.05	22.28	22.45	22.42	22.06	22.42	22.28	22.46	22.18
EIRP(Watts)	0.1603	0.1690	0.1758	0.1746	0.1607	0.1746	0.1690	0.1762	0.1652

LTE Band 2 (GT - LC = -1.5 dB) 16QAM									
Bandwidth	1.4M			3M			5M		
Channel	18607	18900	19193	18615	18900	19185	18625	18900	19175
	(Low)	(Mid)	(High)	(Low)	(Mid)	(High)	(Low)	(Mid)	(High)
Frequency (MHz)	1850.7	1880	1909.3	1851.5	1880	1908.5	1852.5	1880	1907.5
Conducted Power (dBm)	23.01	23.08	22.85	22.98	23.20	22.91	23.03	23.19	22.98
Conducted Power (Watts)	0.2000	0.2032	0.1928	0.1986	0.2089	0.1954	0.2009	0.2084	0.1986
EIRP(dBm)	21.51	21.58	21.35	21.48	21.70	21.41	21.53	21.69	21.48
EIRP(Watts)	0.1416	0.1439	0.1365	0.1406	0.1479	0.1384	0.1422	0.1476	0.1406

LTE Band 2 (GT - LC = -1.5 dB) 16QAM									
Bandwidth	10M			15M			20M		
Channel	18650	18900	19150	18675	18900	19125	18650	18900	19100
	(Low)	(Mid)	(High)	(Low)	(Mid)	(High)	(Low)	(Mid)	(High)
Frequency (MHz)	1855	1880	1905	1857.5	1880	1902.5	1860	1880	1900
Conducted Power (dBm)	23.18	23.20	22.94	23.20	23.21	23.14	23.22	23.21	23.09
Conducted Power (Watts)	0.2080	0.2089	0.1968	0.2089	0.2094	0.2061	0.2099	0.2094	0.2037
EIRP(dBm)	21.68	21.70	21.44	21.70	21.71	21.64	21.72	21.71	21.59
EIRP(Watts)	0.1472	0.1479	0.1393	0.1479	0.1483	0.1459	0.1486	0.1483	0.1442

LTE Band 2 (GT - LC = -1.5 dB) 64QAM									
Bandwidth	1.4M			3M			5M		
Channel	18607	18900	19193	18615	18900	19185	18625	18900	19175
	(Low)	(Mid)	(High)	(Low)	(Mid)	(High)	(Low)	(Mid)	(High)
Frequency (MHz)	1850.7	1880	1909.3	1851.5	1880	1908.5	1852.5	1880	1907.5
Conducted Power (dBm)	22.14	22.35	22.09	22.33	22.43	22.41	22.33	22.47	22.45
Conducted Power (Watts)	0.1637	0.1718	0.1618	0.1710	0.1750	0.1742	0.1710	0.1766	0.1758
EIRP(dBm)	20.64	20.85	20.59	20.83	20.93	20.91	20.83	20.97	20.95
EIRP(Watts)	0.1159	0.1216	0.1146	0.1211	0.1239	0.1233	0.1211	0.1250	0.1245

LTE Band 2 (GT - LC = -1.5 dB) 64QAM									
Bandwidth	10M			15M			20M		
Channel	18650	18900	19150	18675	18900	19125	18650	18900	19100
	(Low)	(Mid)	(High)	(Low)	(Mid)	(High)	(Low)	(Mid)	(High)
Frequency (MHz)	1855	1880	1905	1857.5	1880	1902.5	1860	1880	1900
Conducted Power (dBm)	22.34	22.39	22.10	22.51	22.48	22.20	22.51	22.52	22.36
Conducted Power (Watts)	0.1714	0.1734	0.1622	0.1782	0.1770	0.1660	0.1782	0.1786	0.1722
EIRP(dBm)	20.84	20.89	20.60	21.01	20.98	20.70	21.01	21.02	20.86
EIRP(Watts)	0.1213	0.1227	0.1148	0.1262	0.1253	0.1175	0.1262	0.1265	0.1219

For Ant. 2:

LTE Band 4 (GT - LC = -0.6 dB) QPSK									
Bandwidth	**1.4M**			**3M**			**5M**		
Channel	**19957**	**20175**	**20393**	**19965**	**20175**	**20385**	**19975**	**20175**	**20375**
	(Low)	**(Mid)**	**(High)**	**(Low)**	**(Mid)**	**(High)**	**(Low)**	**(Mid)**	**(High)**
Frequency (MHz)	**1710.7**	**1732.5**	**1754.3**	**1711.5**	**1732.5**	**1753.5**	**1712.5**	**1732.5**	**1752.5**
Conducted Power (dBm)	24.12	24.16	24.17	24.06	24.12	24.08	24.04	24.17	24.15
Conducted Power (Watts)	0.2582	0.2606	0.2612	0.2547	0.2582	0.2559	0.2535	0.2612	0.2600
EIRP(dBm)	23.52	23.56	23.57	23.46	23.52	23.48	23.44	23.57	23.55
EIRP(Watts)	0.2249	0.2270	0.2275	0.2218	0.2249	0.2228	0.2208	0.2275	0.2265

LTE Band 4 (GT - LC = -0.6 dB) QPSK									
Bandwidth	**10M**			**15M**			**20M**		
Channel	**20000**	**20175**	**20350**	**20025**	**20175**	**20325**	**20050**	**20175**	**20300**
	(Low)	**(Mid)**	**(High)**	**(Low)**	**(Mid)**	**(High)**	**(Low)**	**(Mid)**	**(High)**
Frequency (MHz)	**1715**	**1732.5**	**1750**	**1717.5**	**1732.5**	**1747.5**	**1720**	**1732.5**	**1745**
Conducted Power (dBm)	24.12	24.10	24.16	24.16	24.13	24.10	23.94	24.18	24.07
Conducted Power (Watts)	0.2582	0.2570	0.2606	0.2606	0.2588	0.2570	0.2477	0.2618	0.2553
EIRP(dBm)	23.52	23.50	23.56	23.56	23.53	23.50	23.34	23.58	23.47
EIRP(Watts)	0.2249	0.2239	0.2270	0.2270	0.2254	0.2239	0.2158	0.2280	0.2223

LTE Band 4 (GT - LC = -0.6 dB) 16QAM									
Bandwidth	1.4M			3M			5M		
Channel	19957	20175	20393	19965	20175	20385	19975	20175	20375
	(Low)	(Mid)	(High)	(Low)	(Mid)	(High)	(Low)	(Mid)	(High)
Frequency (MHz)	1710.7	1732.5	1754.3	1711.5	1732.5	1753.5	1712.5	1732.5	1752.5
Conducted Power (dBm)	23.42	23.65	23.57	23.58	23.80	23.66	23.51	23.77	23.71
Conducted Power (Watts)	0.2198	0.2317	0.2275	0.2280	0.2399	0.2323	0.2244	0.2382	0.2350
EIRP(dBm)	22.82	23.05	22.97	22.98	23.20	23.06	22.91	23.17	23.11
EIRP(Watts)	0.1914	0.2018	0.1982	0.1986	0.2089	0.2023	0.1954	0.2075	0.2046

LTE Band 4 (GT - LC = -0.6 dB) 16QAM									
Bandwidth	10M			15M			20M		
Channel	20000	20175	20350	20025	20175	20325	20050	20175	20300
	(Low)	(Mid)	(High)	(Low)	(Mid)	(High)	(Low)	(Mid)	(High)
Frequency (MHz)	1715	1732.5	1750	1717.5	1732.5	1747.5	1720	1732.5	1745
Conducted Power (dBm)	23.70	23.84	23.77	23.52	23.91	23.71	23.25	23.34	23.51
Conducted Power (Watts)	0.2344	0.2421	0.2382	0.2249	0.2460	0.2350	0.2113	0.2158	0.2244
EIRP(dBm)	23.10	23.24	23.17	22.92	23.31	23.11	22.65	22.74	22.91
EIRP(Watts)	0.2042	0.2109	0.2075	0.1959	0.2143	0.2046	0.1841	0.1879	0.1954

LTE Band 4 (GT - LC = -0.6 dB) 64QAM									
Bandwidth	1.4M			3M			5M		
Channel	19957	20175	20393	19965	20175	20385	19975	20175	20375
	(Low)	(Mid)	(High)	(Low)	(Mid)	(High)	(Low)	(Mid)	(High)
Frequency (MHz)	1710.7	1732.5	1754.3	1711.5	1732.5	1753.5	1712.5	1732.5	1752.5
Conducted Power (dBm)	22.39	22.60	22.34	22.15	22.49	22.23	22.30	22.43	22.28
Conducted Power (Watts)	0.1734	0.1820	0.1714	0.1641	0.1774	0.1671	0.1698	0.1750	0.1690
EIRP(dBm)	21.79	22.00	21.74	21.55	21.89	21.63	21.70	21.83	21.68
EIRP(Watts)	0.1510	0.1585	0.1493	0.1429	0.1545	0.1455	0.1479	0.1524	0.1472

LTE Band 4 (GT - LC = -0.6 dB) 64QAM									
Bandwidth	10M			15M			20M		
Channel	20000	20175	20350	20025	20175	20325	20050	20175	20300
	(Low)	(Mid)	(High)	(Low)	(Mid)	(High)	(Low)	(Mid)	(High)
Frequency (MHz)	1715	1732.5	1750	1717.5	1732.5	1747.5	1720	1732.5	1745
Conducted Power (dBm)	22.65	22.54	22.55	22.57	22.92	22.83	22.20	22.30	22.51
Conducted Power (Watts)	0.1841	0.1795	0.1799	0.1807	0.1959	0.1919	0.1660	0.1698	0.1782
EIRP(dBm)	22.05	21.94	21.95	21.97	22.32	22.23	21.60	21.70	21.91
EIRP(Watts)	0.1603	0.1563	0.1567	0.1574	0.1706	0.1671	0.1445	0.1479	0.1552

LTE Band 5 (GT - LC = -4.9 dB) QPSK									
Bandwidth	1.4M			3M			5M		
Channel	20407	20525	20643	20415	20525	20635	20425	20525	20625
	(Low)	(Mid)	(High)	(Low)	(Mid)	(High)	(Low)	(Mid)	(High)
Frequency (MHz)	824.7	836.5	848.3	825.5	836.5	847.5	826.5	836.5	846.5
Conducted Power (dBm)	23.96	24.11	24.05	24.08	24.06	24.02	24.11	24.09	23.98
Conducted Power (Watts)	0.2489	0.2576	0.2541	0.2559	0.2547	0.2523	0.2576	0.2564	0.2500
ERP(dBm)	16.91	17.06	17.00	17.03	17.01	16.97	17.06	17.04	16.93
ERP(Watts)	0.0491	0.0508	0.0501	0.0505	0.0502	0.0498	0.0508	0.0506	0.0493

LTE Band 5 (GT - LC = -4.9 dB) QPSK			
Bandwidth	10M		
Channel	20450	20525	20600
	(Low)	(Mid)	(High)
Frequency (MHz)	829	836.5	844
Conducted Power (dBm)	23.96	24.12	24.09
Conducted Power (Watts)	0.2489	0.2582	0.2564
ERP(dBm)	16.91	17.07	17.04
ERP(Watts)	0.0491	0.0509	0.0506

LTE Band 5 (GT - LC = -4.9 dB) 16QAM									
Bandwidth	1.4M			3M			5M		
Channel	20407	20525	20643	20415	20525	20635	20425	20525	20625
	(Low)	(Mid)	(High)	(Low)	(Mid)	(High)	(Low)	(Mid)	(High)
Frequency (MHz)	824.7	836.5	848.3	825.5	836.5	847.5	826.5	836.5	846.5
Conducted Power (dBm)	23.20	23.32	23.21	23.22	23.33	23.28	23.23	23.23	23.34
Conducted Power (Watts)	0.2089	0.2148	0.2094	0.2099	0.2153	0.2128	0.2104	0.2104	0.2158
ERP(dBm)	16.15	16.27	16.16	16.17	16.28	16.23	16.18	16.18	16.29
ERP(Watts)	0.0412	0.0424	0.0413	0.0414	0.0425	0.0420	0.0415	0.0415	0.0426

LTE Band 5 (GT - LC = -4.9 dB) 16QAM			
Bandwidth	10M		
Channel	20450	20525	20600
	(Low)	(Mid)	(High)
Frequency (MHz)	829	836.5	844
Conducted Power (dBm)	23.22	23.42	23.16
Conducted Power (Watts)	0.2099	0.2198	0.2070
ERP(dBm)	16.17	16.37	16.11
ERP(Watts)	0.0414	0.0434	0.0408

LTE Band 5 (GT - LC = -4.9 dB) 64QAM									
Bandwidth	1.4M			3M			5M		
Channel	20407	20525	20643	20415	20525	20635	20425	20525	20625
	(Low)	(Mid)	(High)	(Low)	(Mid)	(High)	(Low)	(Mid)	(High)
Frequency (MHz)	824.7	836.5	848.3	825.5	836.5	847.5	826.5	836.5	846.5
Conducted Power (dBm)	22.28	22.45	22.32	22.34	22.47	22.39	22.48	22.48	22.32
Conducted Power (Watts)	0.1690	0.1758	0.1706	0.1714	0.1766	0.1734	0.1770	0.1770	0.1706
ERP(dBm)	15.23	15.40	15.27	15.29	15.42	15.34	15.43	15.43	15.27
ERP(Watts)	0.0333	0.0347	0.0337	0.0338	0.0348	0.0342	0.0349	0.0349	0.0337

LTE Band 5 (GT - LC = -4.9 dB) 64QAM			
Bandwidth	10M		
Channel	20450	20525	20600
	(Low)	(Mid)	(High)
Frequency (MHz)	829	836.5	844
Conducted Power (dBm)	22.12	22.28	22.31
Conducted Power (Watts)	0.1629	0.1690	0.1702
ERP(dBm)	15.07	15.23	15.26
ERP(Watts)	0.0321	0.0333	0.0336

LTE Band 7 (GT - LC = -1.5 dB) QPSK			
Bandwidth	5M		
Channel	20775	21100	21425
	(Low)	(Mid)	(High)
Frequency (MHz)	2502.5	2535	2567.5
Conducted Power (dBm)	24.09	23.97	24.11
Conducted Power (Watts)	0.2564	0.2495	0.2576
EIRP(dBm)	22.59	22.47	22.61
EIRP(Watts)	0.1816	0.1766	0.1824

LTE Band 7 (GT - LC = -1.5 dB) QPSK									
Bandwidth	10M			15M			20M		
Channel	20800	21100	21400	20825	21100	21375	20850	21100	21350
	(Low)	(Mid)	(High)	(Low)	(Mid)	(High)	(Low)	(Mid)	(High)
Frequency (MHz)	2505	2535	2565	2507.5	2535	2562.5	2510	2535	2560
Conducted Power (dBm)	23.98	24.21	24.08	24.11	24.22	24.12	23.93	24.25	24.17
Conducted Power (Watts)	0.2500	0.2636	0.2559	0.2576	0.2642	0.2582	0.2472	0.2661	0.2612
EIRP(dBm)	22.48	22.71	22.58	22.61	22.72	22.62	22.43	22.75	22.67
EIRP(Watts)	0.1770	0.1866	0.1811	0.1824	0.1871	0.1828	0.1750	0.1884	0.1849

LTE Band 7 (GT - LC = -1.5 dB) 16QAM			
Bandwidth	5M		
Channel	20775	21100	21425
	(Low)	(Mid)	(High)
Frequency (MHz)	2502.5	2535	2567.5
Conducted Power (dBm)	23.37	23.41	23.31
Conducted Power (Watts)	0.2173	0.2193	0.2143
EIRP(dBm)	21.87	21.91	21.81
EIRP(Watts)	0.1538	0.1552	0.1517

LTE Band 7 (GT - LC = -1.5 dB) 16QAM									
Bandwidth	10M			15M			20M		
Channel	20800	21100	21400	20825	21100	21375	20850	21100	21350
	(Low)	(Mid)	(High)	(Low)	(Mid)	(High)	(Low)	(Mid)	(High)
Frequency (MHz)	2505	2535	2565	2507.5	2535	2562.5	2510	2535	2560
Conducted Power (dBm)	23.63	23.42	23.37	23.44	23.58	23.46	23.24	23.43	23.56
Conducted Power (Watts)	0.2307	0.2198	0.2173	0.2208	0.2280	0.2218	0.2109	0.2203	0.2270
EIRP(dBm)	22.13	21.92	21.87	21.94	22.08	21.96	21.74	21.93	22.06
EIRP(Watts)	0.1633	0.1556	0.1538	0.1563	0.1614	0.1570	0.1493	0.1560	0.1607

LTE Band 7 (GT - LC = -1.5 dB) 64QAM			
Bandwidth	5M		
Channel	20775	21100	21425
	(Low)	(Mid)	(High)
Frequency (MHz)	2502.5	2535	2567.5
Conducted Power (dBm)	22.21	22.52	22.58
Conducted Power (Watts)	0.1663	0.1786	0.1811
EIRP(dBm)	20.71	21.02	21.08
EIRP(Watts)	0.1178	0.1265	0.1282

LTE Band 7 (GT - LC = -1.5 dB) 64QAM									
Bandwidth	10M			15M			20M		
Channel	20800	21100	21400	20825	21100	21375	20850	21100	21350
	(Low)	(Mid)	(High)	(Low)	(Mid)	(High)	(Low)	(Mid)	(High)
Frequency (MHz)	2505	2535	2565	2507.5	2535	2562.5	2510	2535	2560
Conducted Power (dBm)	22.19	22.40	22.30	22.29	22.49	22.34	22.15	22.35	22.51
Conducted Power (Watts)	0.1656	0.1738	0.1698	0.1694	0.1774	0.1714	0.1641	0.1718	0.1782
EIRP(dBm)	20.69	20.90	20.80	20.79	20.99	20.84	20.65	20.85	21.01
EIRP(Watts)	0.1172	0.1230	0.1202	0.1199	0.1256	0.1213	0.1161	0.1216	0.1262

LTE Band 41 (G_T - L_C = -1.5 dB) QPSK									
Bandwidth	5M			10M			15M		
Channel	40065	40705	41215	40090	40690	41190	40115	40685	41165
	(Low)	(Mid)	(High)	(Low)	(Mid)	(High)	(Low)	(Mid)	(High)
Frequency (MHz)	2537.5	2595	2652.5	2540	2595	2650	2542.5	2595	2647.5
Conducted Power (dBm)	24.12	24.14	23.76	23.98	24.02	23.98	24.08	24.10	23.92
Conducted Power (Watts)	0.2582	0.2594	0.2377	0.2500	0.2523	0.2500	0.2559	0.2570	0.2466
EIRP(dBm)	22.62	22.64	22.26	22.48	22.52	22.48	22.58	22.60	22.42
EIRP(Watts)	0.1828	0.1837	0.1683	0.1770	0.1786	0.1770	0.1811	0.1820	0.1746

LTE Band 41 (G_T - L_C = -1.5 dB) QPSK			
Bandwidth	20M		
Channel	40140	40670	41140
	(Low)	(Mid)	(High)
Frequency (MHz)	2545	2595	2645
Conducted Power (dBm)	24.16	24.26	23.89
Conducted Power (Watts)	0.2606	0.2667	0.2449
EIRP(dBm)	22.66	22.76	22.39
EIRP(Watts)	0.1845	0.1888	0.1734

LTE Band 41 (G_T - L_C = -1.5 dB) 16QAM									
Bandwidth	5M			10M			15M		
Channel	40065	40705	41215	40090	40690	41190	40115	40685	41165
	(Low)	(Mid)	(High)	(Low)	(Mid)	(High)	(Low)	(Mid)	(High)
Frequency (MHz)	2537.5	2595	2652.5	2540	2595	2650	2542.5	2595	2647.5
Conducted Power (dBm)	23.16	23.20	22.81	23.31	23.37	22.99	23.17	23.23	23.19
Conducted Power (Watts)	0.2070	0.2089	0.1910	0.2143	0.2173	0.1991	0.2075	0.2104	0.2084
EIRP(dBm)	21.66	21.70	21.31	21.81	21.87	21.49	21.67	21.73	21.69
EIRP(Watts)	0.1466	0.1479	0.1352	0.1517	0.1538	0.1409	0.1469	0.1489	0.1476

LTE Band 41 (G_T - L_C = -1.5 dB) 16QAM			
Bandwidth	20M		
Channel	40140	40670	41140
	(Low)	(Mid)	(High)
Frequency (MHz)	2545	2595	2645
Conducted Power (dBm)	23.34	23.11	22.96
Conducted Power (Watts)	0.2158	0.2046	0.1977
EIRP(dBm)	21.84	21.61	21.46
EIRP(Watts)	0.1528	0.1449	0.1400

LTE Band 41 (G_T - L_C = -1.5 dB) 64QAM									
Bandwidth	5M			10M			15M		
Channel	40065	40705	41215	40090	40690	41190	40115	40685	41165
	(Low)	(Mid)	(High)	(Low)	(Mid)	(High)	(Low)	(Mid)	(High)
Frequency (MHz)	2537.5	2595	2652.5	2540	2595	2650	2542.5	2595	2647.5
Conducted Power (dBm)	22.47	22.49	22.06	22.28	22.30	22.20	22.35	22.37	22.10
Conducted Power (Watts)	0.1766	0.1774	0.1607	0.1690	0.1698	0.1660	0.1718	0.1726	0.1622
EIRP(dBm)	20.97	20.99	20.56	20.78	20.80	20.70	20.85	20.87	20.60
EIRP(Watts)	0.1250	0.1256	0.1138	0.1197	0.1202	0.1175	0.1216	0.1222	0.1148

LTE Band 41 (G_T - L_C = -1.5 dB) 64QAM			
Bandwidth	20M		
Channel	40140	40670	41140
	(Low)	(Mid)	(High)
Frequency (MHz)	2545	2595	2645
Conducted Power (dBm)	21.94	21.72	21.88
Conducted Power (Watts)	0.1563	0.1486	0.1542
EIRP(dBm)	20.44	20.22	20.38
EIRP(Watts)	0.1107	0.1052	0.1091

CA EIRP

For Ant. 1:

LTE Band 2 CA (GT - LC = -1.5 dB) QPSK			
Bandwidth	**20M + 20M**		
Channel PCC	**18700**	**18801**	**18902**
	(Low)	**(Mid)**	**(High)**
Channel SCC	**18898**	**18999**	**19100**
	(Low)	**(Mid)**	**(High)**
Conducted Power (dBm)	23.67	23.78	23.8
Conducted Power (Watts)	0.2328	0.2388	0.2399
EIRP(dBm)	22.17	22.28	22.30
EIRP(Watts)	0.1648	0.1690	0.1698

LTE Band 2 CA (GT - LC = -1.5 dB) 16QAM			
Bandwidth	**20M + 20M**		
Channel PCC	**18700**	**18801**	**18902**
	(Low)	**(Mid)**	**(High)**
Channel SCC	**18898**	**18999**	**19100**
	(Low)	**(Mid)**	**(High)**
Conducted Power (dBm)	23.12	23.14	23.1
Conducted Power (Watts)	0.2051	0.2061	0.2042
EIRP(dBm)	21.62	21.64	21.60
EIRP(Watts)	0.1452	0.1459	0.1445

LTE Band 2 CA (GT - LC = -1.5 dB) 64QAM			
Bandwidth	**20M + 20M**		
Channel PCC	**18700**	**18801**	**18902**
	(Low)	**(Mid)**	**(High)**
Channel SCC	**18898**	**18999**	**19100**
	(Low)	**(Mid)**	**(High)**
Conducted Power (dBm)	21.05	21.08	21.12
Conducted Power (Watts)	0.1274	0.1282	0.1294
EIRP(dBm)	19.55	19.58	19.62
EIRP(Watts)	0.0902	0.0908	0.0916

For Ant. 2:

LTE Band 7 CA (GT - LC = -1.5 dB) QPSK			
Bandwidth	**20M + 20M**		
Channel PCC	**20850**	**21001**	**21152**
	(Low)	**(Mid)**	**(High)**
Channel SCC	**21048**	**21199**	**21350**
	(Low)	**(Mid)**	**(High)**
Conducted Power (dBm)	24.05	24.06	24.08
Conducted Power (Watts)	0.2541	0.2547	0.2559
EIRP(dBm)	22.55	22.56	22.58
EIRP(Watts)	0.1799	0.1803	0.1811

LTE Band 7 CA (GT - LC = -1.5 dB) 16QAM			
Bandwidth	**20M + 20M**		
Channel PCC	**20850**	**21001**	**21152**
	(Low)	**(Mid)**	**(High)**
Channel SCC	**21048**	**21199**	**21350**
	(Low)	**(Mid)**	**(High)**
Conducted Power (dBm)	23.77	23.41	23.43
Conducted Power (Watts)	0.2382	0.2193	0.2203
EIRP(dBm)	22.27	21.91	21.93
EIRP(Watts)	0.1687	0.1552	0.1560

LTE Band 7 CA (GT - LC = -1.5 dB) 64QAM			
Bandwidth	20M + 20M		
Channel PCC	20850	21001	21152
	(Low)	(Mid)	(High)
Channel SCC	21048	21199	21350
	(Low)	(Mid)	(High)
Conducted Power (dBm)	21.20	21.32	21.28
Conducted Power (Watts)	0.1318	0.1355	0.1343
EIRP(dBm)	19.70	19.82	19.78
EIRP(Watts)	0.0933	0.0959	0.0951

LTE Band 38 CA (GT - LC = -1.5 dB) QPSK			
Bandwidth	20M + 20M		
Channel PCC	37850	37901	37952
	(Low)	(Mid)	(High)
Channel SCC	38048	38099	38150
	(Low)	(Mid)	(High)
Conducted Power (dBm)	24.29	24.25	24.02
Conducted Power (Watts)	0.2685	0.2661	0.2523
EIRP(dBm)	22.79	22.75	22.52
EIRP(Watts)	0.1901	0.1884	0.1786

LTE Band 38 CA (GT - LC = -1.5 dB) 16QAM			
Bandwidth	20M + 20M		
Channel PCC	37850	37901	37952
	(Low)	(Mid)	(High)
Channel SCC	38048	38099	38150
	(Low)	(Mid)	(High)
Conducted Power (dBm)	23.42	23.39	23.02
Conducted Power (Watts)	0.2198	0.2183	0.2004
EIRP(dBm)	21.92	21.89	21.52
EIRP(Watts)	0.1556	0.1545	0.1419

LTE Band 38 CA (GT - LC = -1.5 dB) 64QAM			
Bandwidth	20M + 20M		
Channel PCC	37850	37901	37952
	(Low)	(Mid)	(High)
Channel SCC	38048	38099	38150
	(Low)	(Mid)	(High)
Conducted Power (dBm)	22.05	22.02	21.73
Conducted Power (Watts)	0.1603	0.1592	0.1489
EIRP(dBm)	20.55	20.52	20.23
EIRP(Watts)	0.1135	0.1127	0.1054

LTE Band 2

Peak-to-Average Ratio

Mode	LTE Band 2 / 20MHz				
Mod.	QPSK	16QAM	64QAM	-	Limit: 13dB
RB Size	Full RB	Full RB	Full RB	-	Result
Middle CH	4.49	5.74	5.80	-	PASS

LTE Band 2 / 20MHz

Middle Channel / Full RB/QPSK

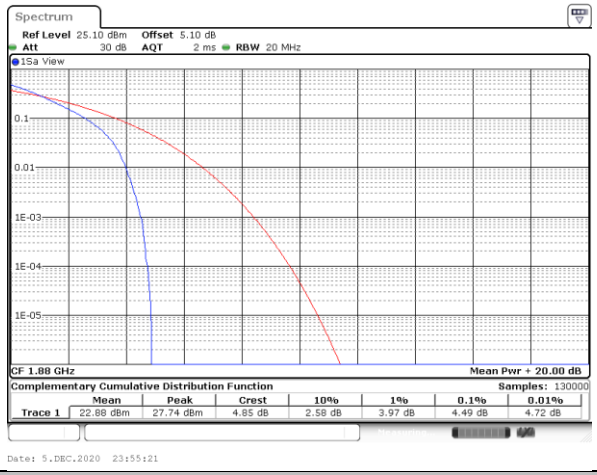

Middle Channel / Full RB/16QAM

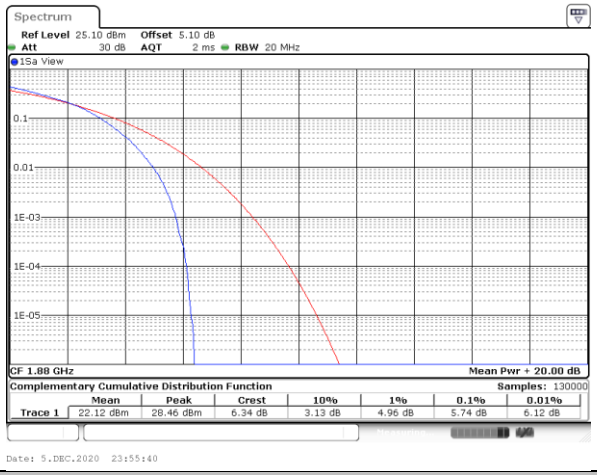

Middle Channel / Full RB/64QAM

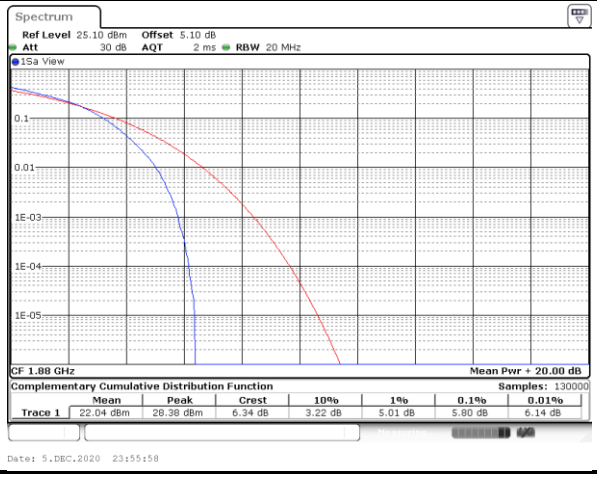

26dB Bandwidth

LTE Band 2		
BW	20MHz	
Mod.	QPSK	16QAM
Middle CH	20.22	20.30

LTE Band 2	
Middle Channel / 20MHz / QPSK	Middle Channel / 20MHz / 16QAM

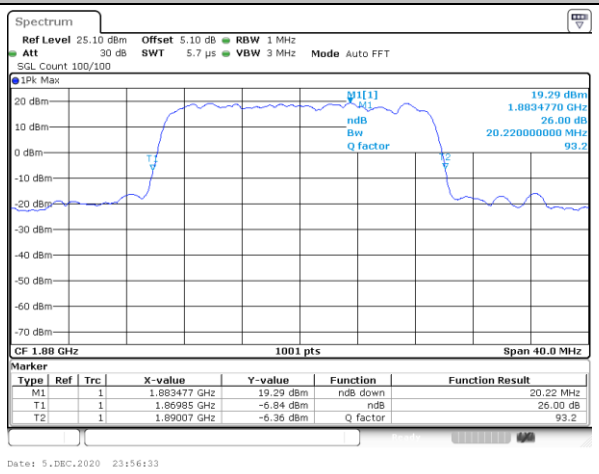

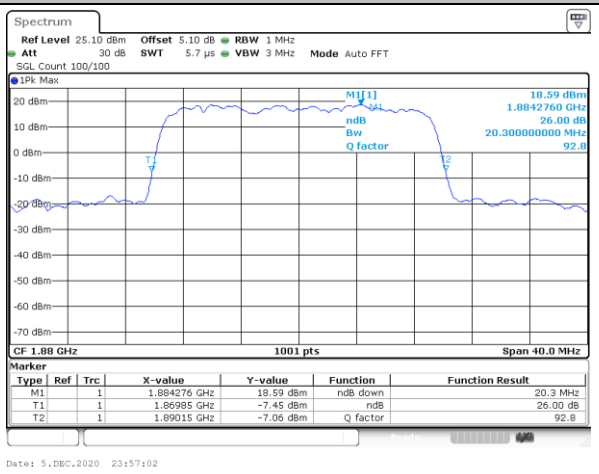

Occupied Bandwidth

LTE Band 2		
BW	20MHz	
Mod.	QPSK	16QAM
Middle CH	18.50	18.34

LTE Band 2	
Middle Channel / 20MHz / QPSK	Middle Channel / 20MHz / 16QAM

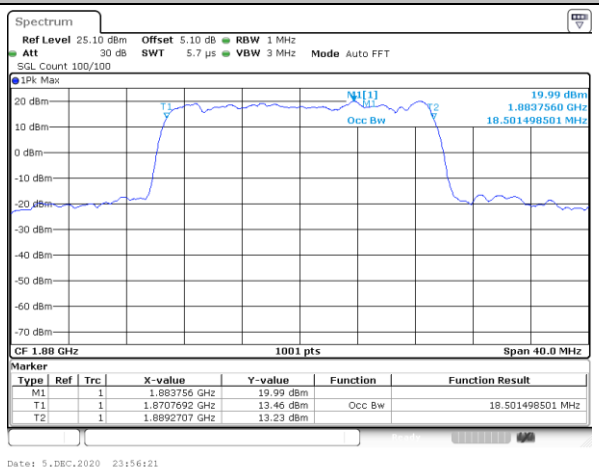

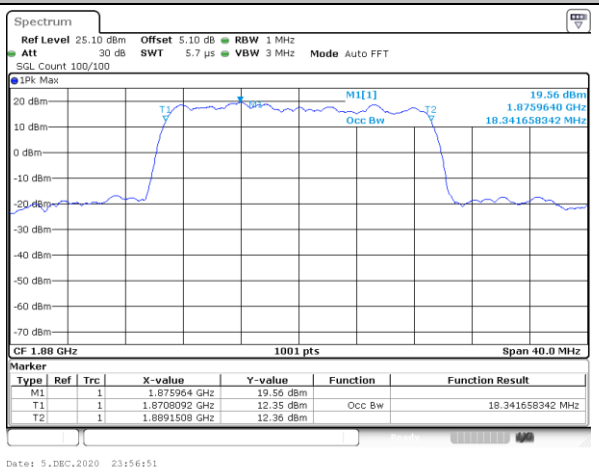

Conducted Band Edge

LTE Band 2 / 1.4MHz / QPSK

Lowest Band Edge / 1RB

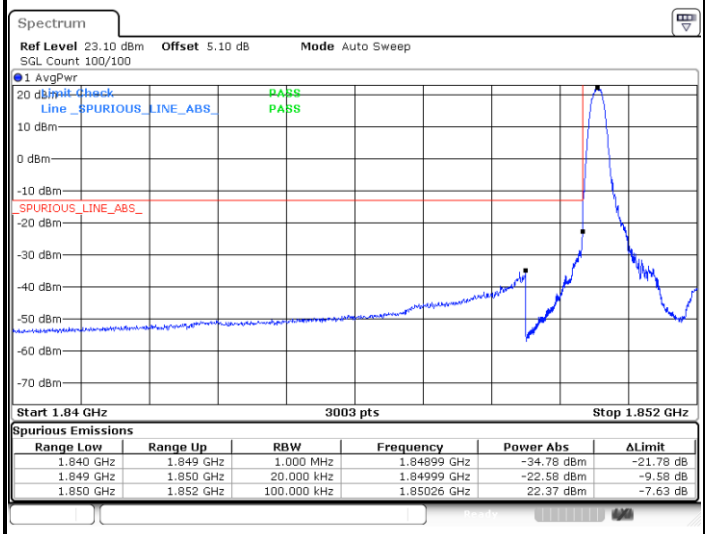

Spurious Emissions

Range Low	Range Up	RBW	Frequency	Power Abs	ΔLimit
1.840 GHz	1.849 GHz	1.000 MHz	1.84899 GHz	-34.78 dBm	-21.78 dB
1.849 GHz	1.850 GHz	20.000 kHz	1.84999 GHz	-22.58 dBm	-9.58 dB
1.850 GHz	1.852 GHz	100.000 kHz	1.85026 GHz	22.37 dBm	-7.63 dB

Date: 6.DEC.2020 02:16:58

Highest Band Edge / 1RB

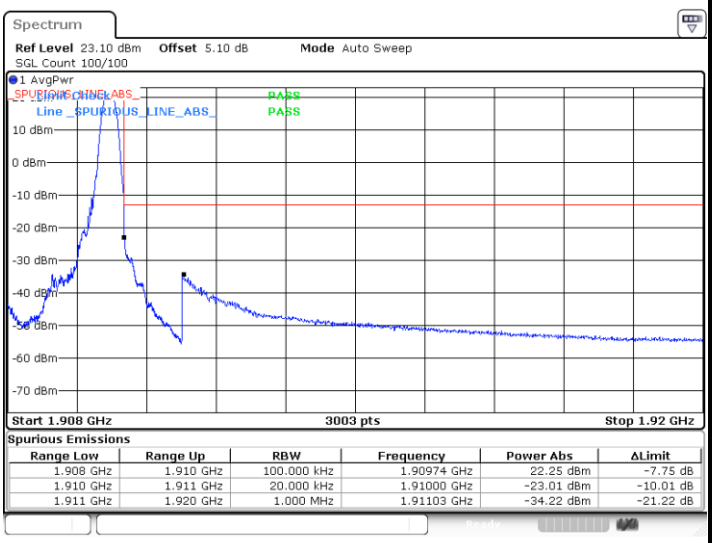

Spurious Emissions

Range Low	Range Up	RBW	Frequency	Power Abs	ΔLimit
1.908 GHz	1.910 GHz	100.000 kHz	1.90974 GHz	22.25 dBm	-7.75 dB
1.910 GHz	1.911 GHz	20.000 kHz	1.91000 GHz	-23.01 dBm	-10.01 dB
1.911 GHz	1.920 GHz	1.000 MHz	1.91103 GHz	-34.22 dBm	-21.22 dB

Date: 6.DEC.2020 02:25:15

Lowest Band Edge / Full RB

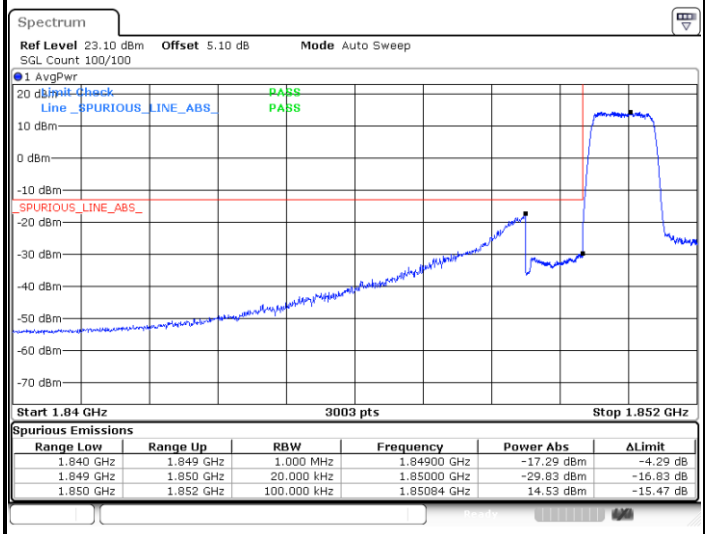

Spurious Emissions

Range Low	Range Up	RBW	Frequency	Power Abs	ΔLimit
1.840 GHz	1.849 GHz	1.000 MHz	1.84900 GHz	-17.29 dBm	-4.29 dB
1.849 GHz	1.850 GHz	20.000 kHz	1.85000 GHz	-29.83 dBm	-16.83 dB
1.850 GHz	1.852 GHz	100.000 kHz	1.85084 GHz	14.53 dBm	-15.47 dB

Date: 6.DEC.2020 02:22:41

Highest Band Edge / Full RB

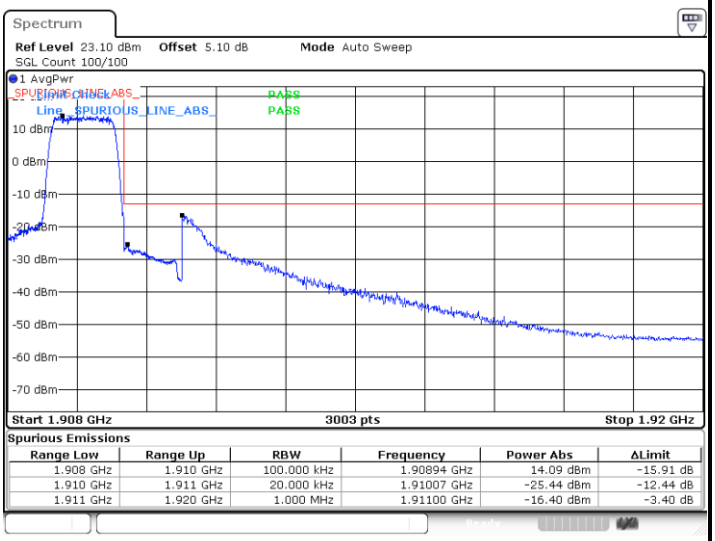

Spurious Emissions

Range Low	Range Up	RBW	Frequency	Power Abs	ΔLimit
1.908 GHz	1.910 GHz	100.000 kHz	1.90894 GHz	14.09 dBm	-15.91 dB
1.910 GHz	1.911 GHz	20.000 kHz	1.91007 GHz	-25.44 dBm	-12.44 dB
1.911 GHz	1.920 GHz	1.000 MHz	1.91100 GHz	-16.40 dBm	-3.40 dB

Date: 6.DEC.2020 02:50:17

LTE Band 2 / 1.4MHz / 16QAM

Lowest Band Edge / 1 RB

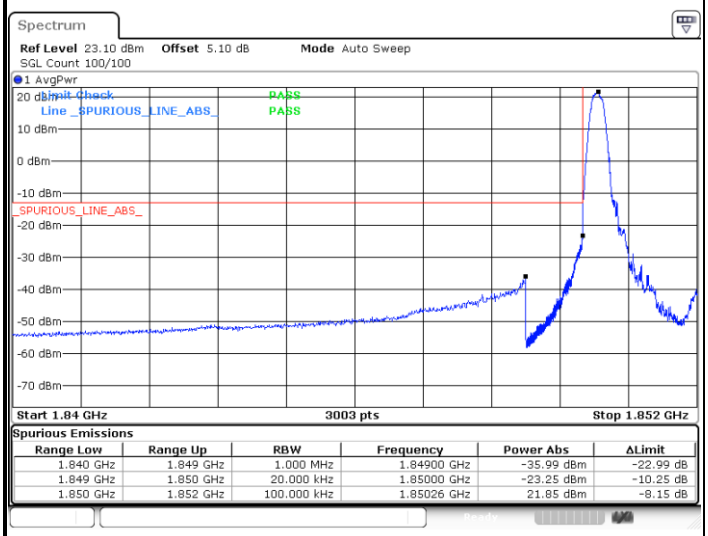

Spurious Emissions

Range Low	Range Up	RBW	Frequency	Power Abs	ΔLimit
1.840 GHz	1.849 GHz	1.000 MHz	1.84900 GHz	-35.99 dBm	-22.99 dB
1.849 GHz	1.850 GHz	20.000 kHz	1.85000 GHz	-23.25 dBm	-10.25 dB
1.850 GHz	1.852 GHz	100.000 kHz	1.85026 GHz	21.85 dBm	-8.15 dB

Date: 6.DEC.2020 02:18:12

Highest Band Edge / 1 RB

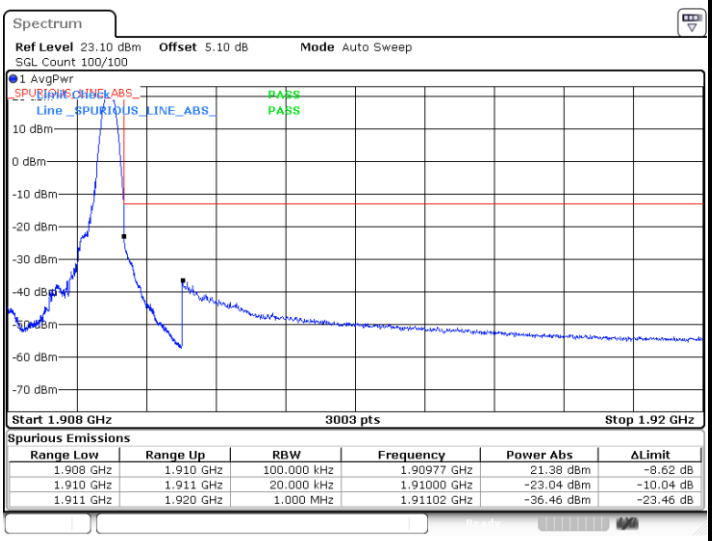

Spurious Emissions

Range Low	Range Up	RBW	Frequency	Power Abs	ΔLimit
1.908 GHz	1.910 GHz	100.000 kHz	1.90977 GHz	21.38 dBm	-8.62 dB
1.910 GHz	1.911 GHz	20.000 kHz	1.91000 GHz	-23.04 dBm	-10.04 dB
1.911 GHz	1.920 GHz	1.000 MHz	1.91102 GHz	-36.46 dBm	-23.46 dB

Date: 6.DEC.2020 02:26:22

Lowest Band Edge / Full RB

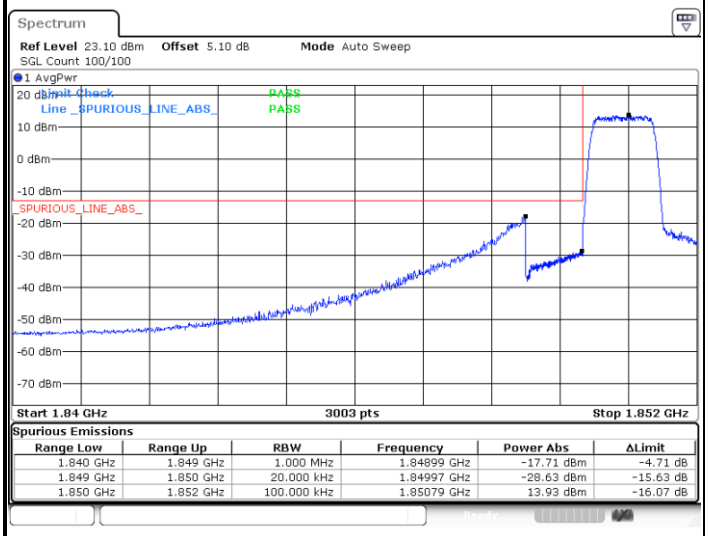

Spurious Emissions

Range Low	Range Up	RBW	Frequency	Power Abs	ΔLimit
1.840 GHz	1.849 GHz	1.000 MHz	1.84899 GHz	-17.71 dBm	-4.71 dB
1.849 GHz	1.850 GHz	20.000 kHz	1.84997 GHz	-28.63 dBm	-15.63 dB
1.850 GHz	1.852 GHz	100.000 kHz	1.85079 GHz	13.93 dBm	-16.07 dB

Date: 6.DEC.2020 02:21:37

Highest Band Edge / Full RB

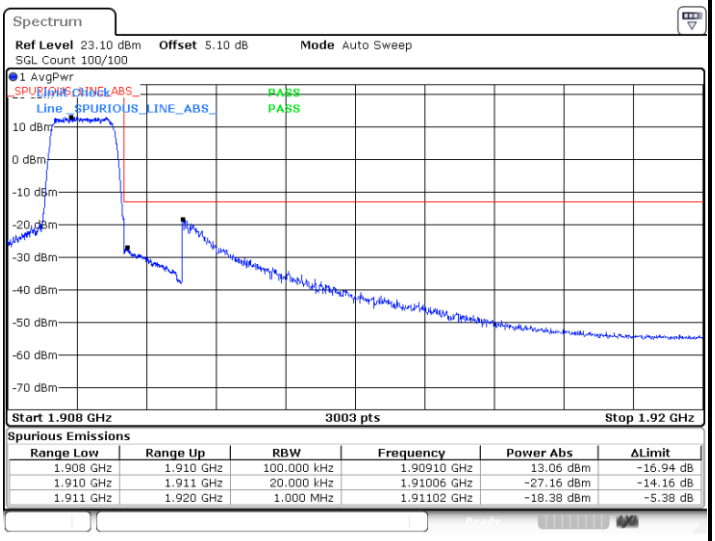

Spurious Emissions

Range Low	Range Up	RBW	Frequency	Power Abs	ΔLimit
1.908 GHz	1.910 GHz	100.000 kHz	1.90910 GHz	13.06 dBm	-16.94 dB
1.910 GHz	1.911 GHz	20.000 kHz	1.91006 GHz	-27.16 dBm	-14.16 dB
1.911 GHz	1.920 GHz	1.000 MHz	1.91102 GHz	-18.38 dBm	-5.38 dB

Date: 6.DEC.2020 02:29:59

LTE Band 2 / 1.4MHz / 64QAM

Lowest Band Edge / 1 RB

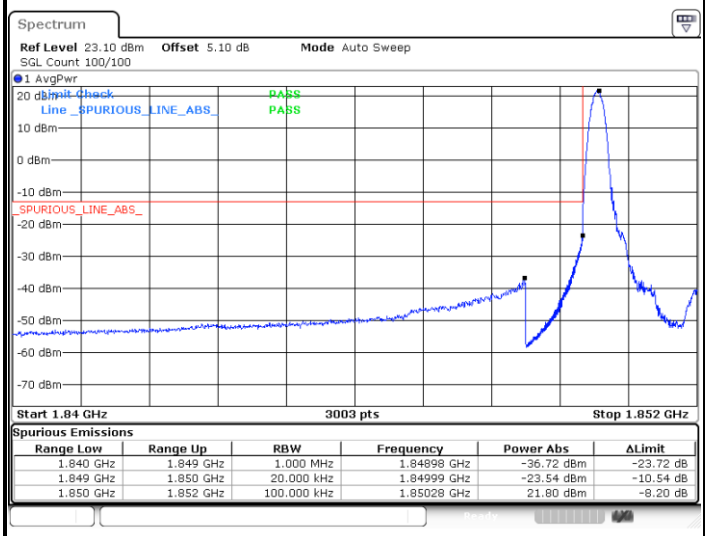

Spurious Emissions

Range Low	Range Up	RBW	Frequency	Power Abs	ΔLimit
1.840 GHz	1.849 GHz	1.000 MHz	1.84898 GHz	-36.72 dBm	-23.72 dB
1.849 GHz	1.850 GHz	20.000 kHz	1.84999 GHz	-23.54 dBm	-10.54 dB
1.850 GHz	1.852 GHz	100.000 kHz	1.85028 GHz	21.80 dBm	-8.20 dB

Date: 6.DEC.2020 02:19:17

Highest Band Edge / 1 RB

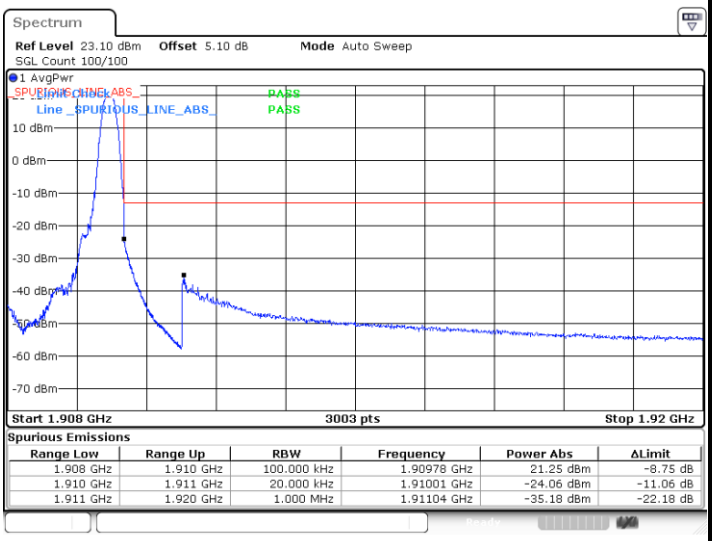

Spurious Emissions

Range Low	Range Up	RBW	Frequency	Power Abs	ΔLimit
1.908 GHz	1.910 GHz	100.000 kHz	1.90978 GHz	21.25 dBm	-8.75 dB
1.910 GHz	1.911 GHz	20.000 kHz	1.91001 GHz	-24.06 dBm	-11.06 dB
1.911 GHz	1.920 GHz	1.000 MHz	1.91104 GHz	-35.18 dBm	-22.18 dB

Date: 6.DEC.2020 02:27:45

Lowest Band Edge / Full RB

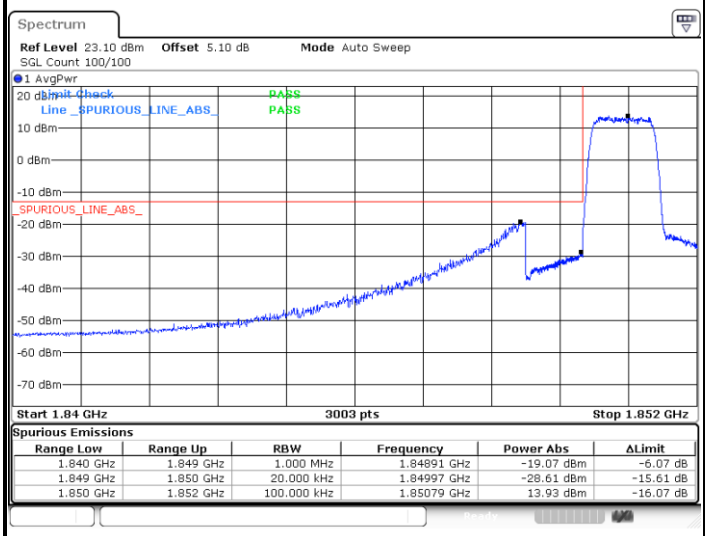

Spurious Emissions

Range Low	Range Up	RBW	Frequency	Power Abs	ΔLimit
1.840 GHz	1.849 GHz	1.000 MHz	1.84891 GHz	-19.07 dBm	-6.07 dB
1.849 GHz	1.850 GHz	20.000 kHz	1.84997 GHz	-28.61 dBm	-15.61 dB
1.850 GHz	1.852 GHz	100.000 kHz	1.85079 GHz	13.93 dBm	-16.07 dB

Date: 6.DEC.2020 02:20:28

Highest Band Edge / Full RB

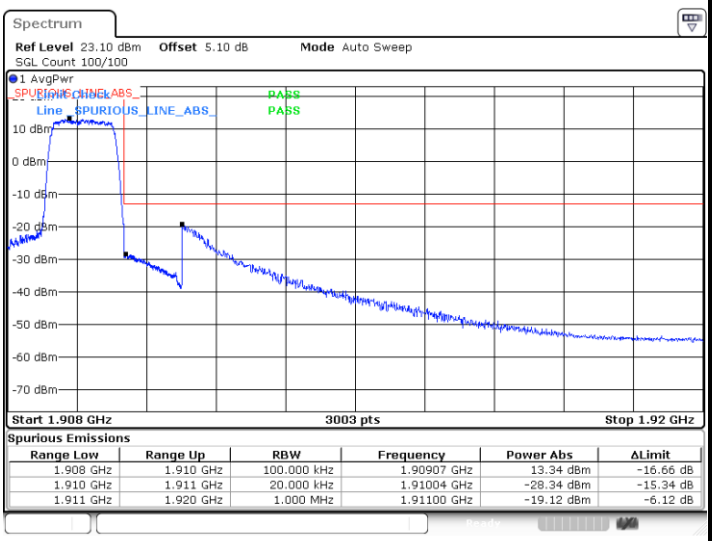

Spurious Emissions

Range Low	Range Up	RBW	Frequency	Power Abs	ΔLimit
1.908 GHz	1.910 GHz	100.000 kHz	1.90907 GHz	13.34 dBm	-16.66 dB
1.910 GHz	1.911 GHz	20.000 kHz	1.91004 GHz	-28.34 dBm	-15.34 dB
1.911 GHz	1.920 GHz	1.000 MHz	1.91100 GHz	-19.12 dBm	-6.12 dB

Date: 6.DEC.2020 02:28:55

LTE Band 2 / 3MHz / QPSK

Lowest Band Edge / 1RB

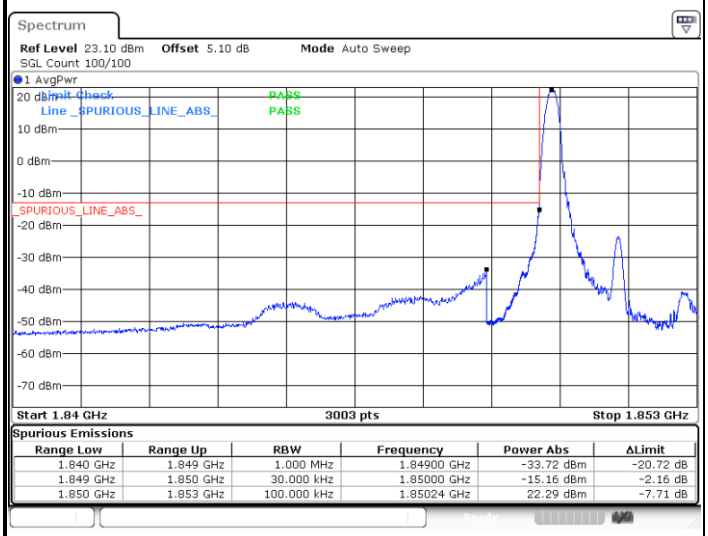

Spurious Emissions

Range Low	Range Up	RBW	Frequency	Power Abs	ΔLimit
1.840 GHz	1.849 GHz	1.000 MHz	1.84900 GHz	-33.72 dBm	-20.72 dB
1.849 GHz	1.850 GHz	30.000 kHz	1.85000 GHz	-15.16 dBm	-2.16 dB
1.850 GHz	1.853 GHz	100.000 kHz	1.85024 GHz	22.29 dBm	-7.71 dB

Date: 6.DEC.2020 00:26:36

Highest Band Edge / 1 RB

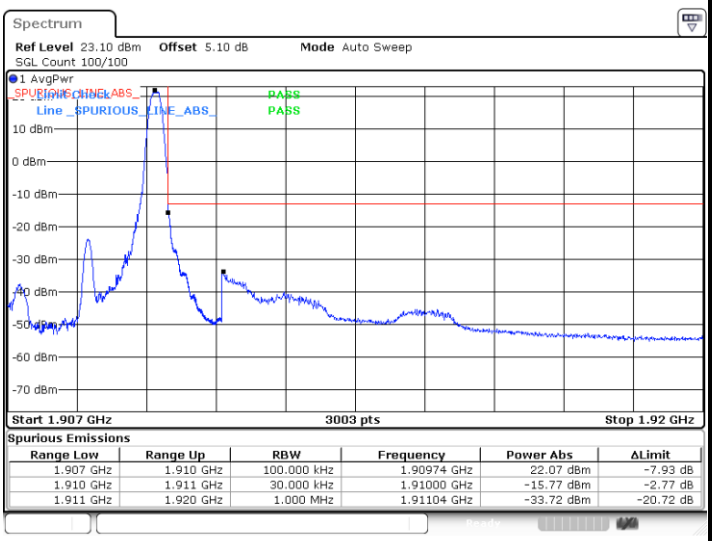

Spurious Emissions

Range Low	Range Up	RBW	Frequency	Power Abs	ΔLimit
1.907 GHz	1.910 GHz	100.000 kHz	1.90974 GHz	22.07 dBm	-7.93 dB
1.910 GHz	1.911 GHz	30.000 kHz	1.91000 GHz	-15.77 dBm	-2.77 dB
1.911 GHz	1.920 GHz	1.000 MHz	1.91104 GHz	-33.72 dBm	-20.72 dB

Date: 6.DEC.2020 00:31:33

Lowest Band Edge / Full RB

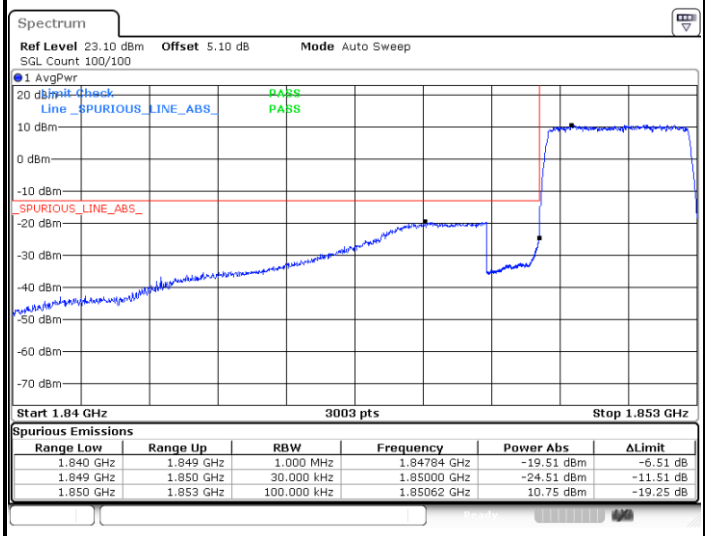

Spurious Emissions

Range Low	Range Up	RBW	Frequency	Power Abs	ΔLimit
1.840 GHz	1.849 GHz	1.000 MHz	1.84784 GHz	-19.51 dBm	-6.51 dB
1.849 GHz	1.850 GHz	30.000 kHz	1.85000 GHz	-24.51 dBm	-11.51 dB
1.850 GHz	1.853 GHz	100.000 kHz	1.85062 GHz	10.75 dBm	-19.25 dB

Date: 6.DEC.2020 00:29:58

Highest Band Edge / Full RB

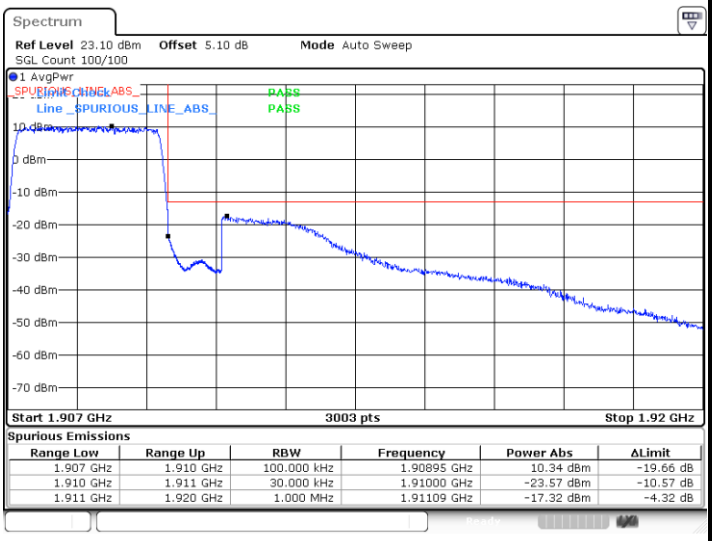

Spurious Emissions

Range Low	Range Up	RBW	Frequency	Power Abs	ΔLimit
1.907 GHz	1.910 GHz	100.000 kHz	1.90895 GHz	10.34 dBm	-19.66 dB
1.910 GHz	1.911 GHz	30.000 kHz	1.91000 GHz	-23.57 dBm	-10.57 dB
1.911 GHz	1.920 GHz	1.000 MHz	1.91109 GHz	-17.32 dBm	-4.32 dB

Date: 6.DEC.2020 00:34:55

LTE Band 2 / 3MHz / 16QAM

Lowest Band Edge / 1 RB

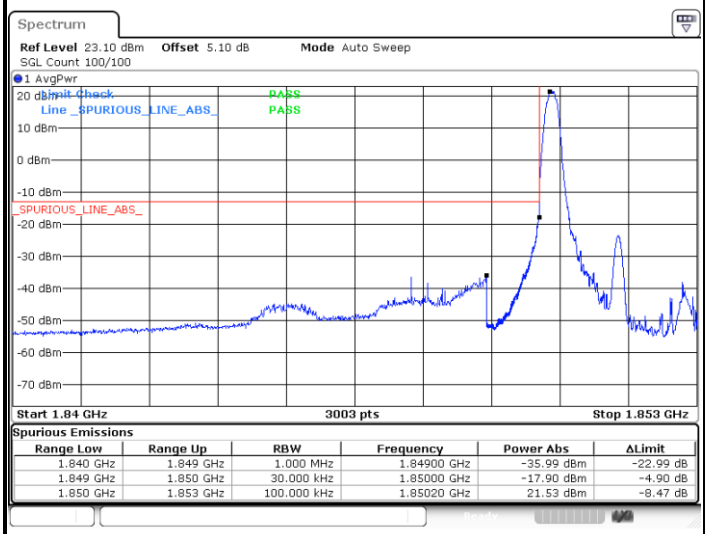

Spurious Emissions

Range Low	Range Up	RBW	Frequency	Power Abs	ΔLimit
1.840 GHz	1.849 GHz	1.000 MHz	1.84900 GHz	-35.99 dBm	-22.99 dB
1.849 GHz	1.850 GHz	30.000 kHz	1.85000 GHz	-17.90 dBm	-4.90 dB
1.850 GHz	1.853 GHz	100.000 kHz	1.85020 GHz	21.53 dBm	-8.47 dB

Date: 6.DEC.2020 00:27:17

Highest Band Edge /1 RB

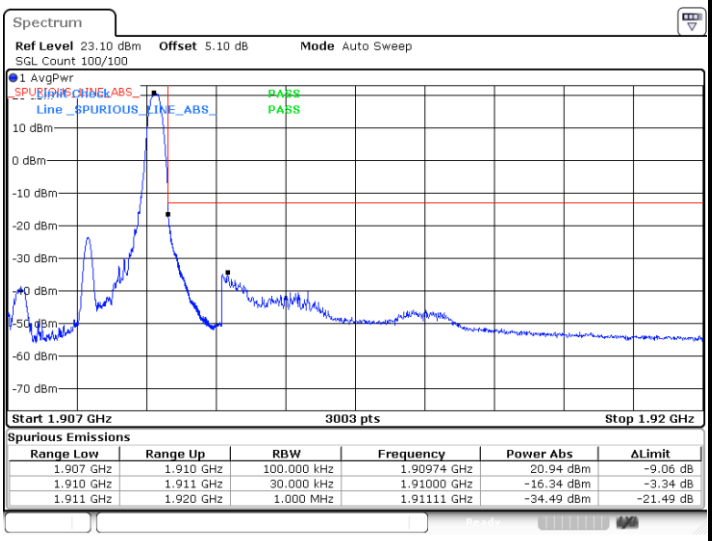

Spurious Emissions

Range Low	Range Up	RBW	Frequency	Power Abs	ΔLimit
1.907 GHz	1.910 GHz	100.000 kHz	1.90974 GHz	20.94 dBm	-9.06 dB
1.910 GHz	1.911 GHz	30.000 kHz	1.91000 GHz	-16.34 dBm	-3.34 dB
1.911 GHz	1.920 GHz	1.000 MHz	1.91111 GHz	-34.49 dBm	-21.49 dB

Date: 6.DEC.2020 00:32:29

Lowest Band Edge / Full RB

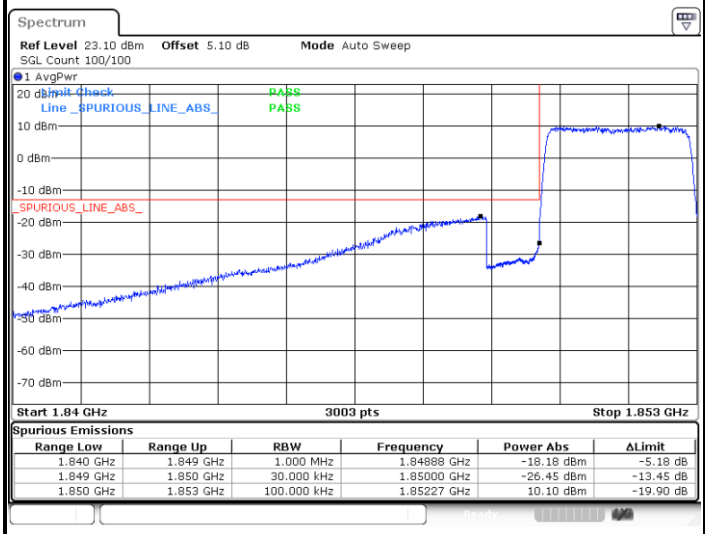

Spurious Emissions

Range Low	Range Up	RBW	Frequency	Power Abs	ΔLimit
1.840 GHz	1.849 GHz	1.000 MHz	1.84888 GHz	-18.18 dBm	-5.18 dB
1.849 GHz	1.850 GHz	30.000 kHz	1.85000 GHz	-26.45 dBm	-13.45 dB
1.850 GHz	1.853 GHz	100.000 kHz	1.85227 GHz	10.10 dBm	-19.90 dB

Date: 6.DEC.2020 00:29:18

Highest Band Edge / Full RB

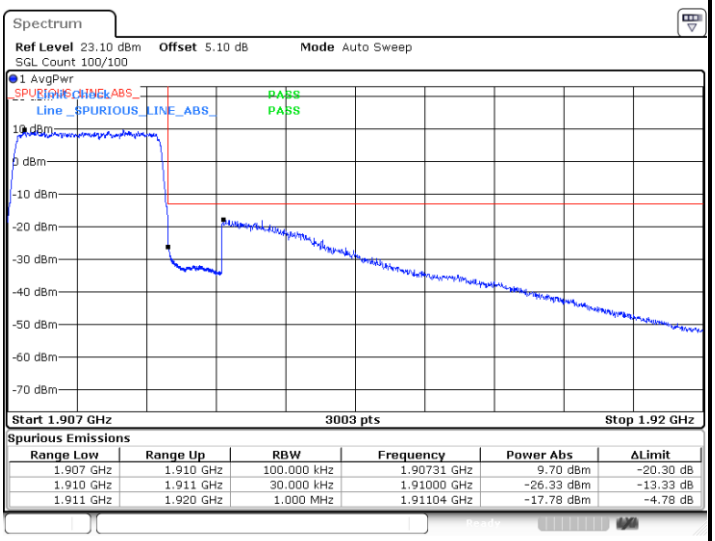

Spurious Emissions

Range Low	Range Up	RBW	Frequency	Power Abs	ΔLimit
1.907 GHz	1.910 GHz	100.000 kHz	1.90731 GHz	9.70 dBm	-20.30 dB
1.910 GHz	1.911 GHz	30.000 kHz	1.91000 GHz	-26.33 dBm	-13.33 dB
1.911 GHz	1.920 GHz	1.000 MHz	1.91104 GHz	-17.78 dBm	-4.78 dB

Date: 6.DEC.2020 00:34:20

LTE Band 2 / 3MHz / 64QAM

Lowest Band Edge / 1 RB

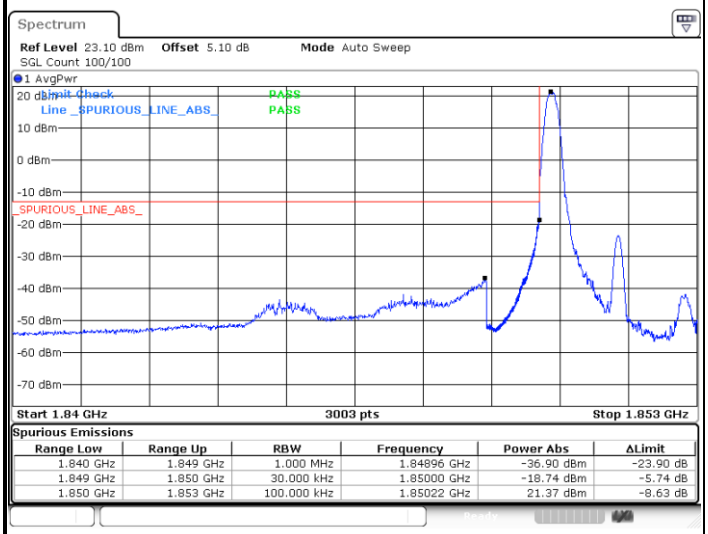

Spurious Emissions

Range Low	Range Up	RBW	Frequency	Power Abs	ΔLimit
1.840 GHz	1.849 GHz	1.000 MHz	1.84896 GHz	-36.90 dBm	-23.90 dB
1.849 GHz	1.850 GHz	30.000 kHz	1.85000 GHz	-18.74 dBm	-5.74 dB
1.850 GHz	1.853 GHz	100.000 kHz	1.85022 GHz	21.37 dBm	-8.63 dB

Date: 6.DEC.2020 00:28:00

Highest Band Edge /1 RB

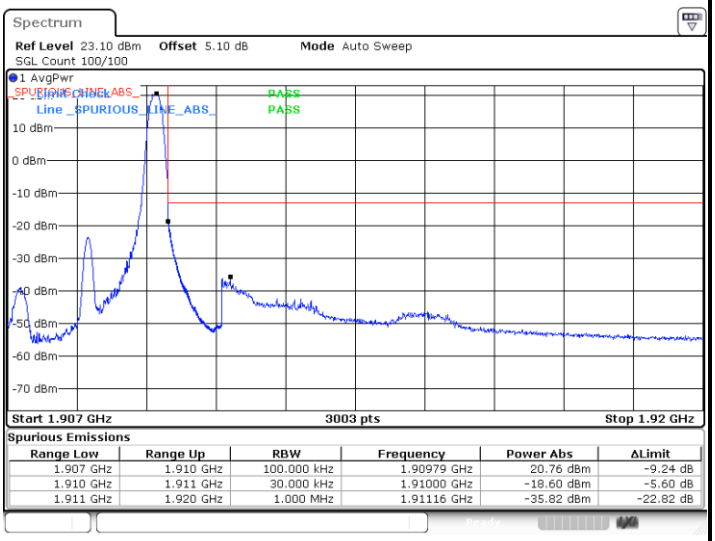

Spurious Emissions

Range Low	Range Up	RBW	Frequency	Power Abs	ΔLimit
1.907 GHz	1.910 GHz	100.000 kHz	1.90979 GHz	20.76 dBm	-9.24 dB
1.910 GHz	1.911 GHz	30.000 kHz	1.91000 GHz	-18.60 dBm	-5.60 dB
1.911 GHz	1.920 GHz	1.000 MHz	1.91116 GHz	-35.82 dBm	-22.82 dB

Date: 6.DEC.2020 00:33:05

Lowest Band Edge / Full RB

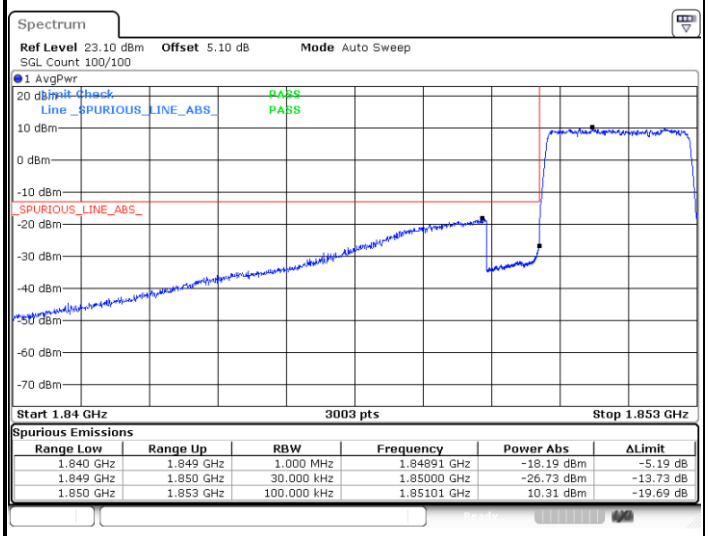

Spurious Emissions

Range Low	Range Up	RBW	Frequency	Power Abs	ΔLimit
1.840 GHz	1.849 GHz	1.000 MHz	1.84891 GHz	-18.19 dBm	-5.19 dB
1.849 GHz	1.850 GHz	30.000 kHz	1.85000 GHz	-26.73 dBm	-13.73 dB
1.850 GHz	1.853 GHz	100.000 kHz	1.85101 GHz	10.31 dBm	-19.69 dB

Date: 6.DEC.2020 00:28:39

Highest Band Edge / Full RB

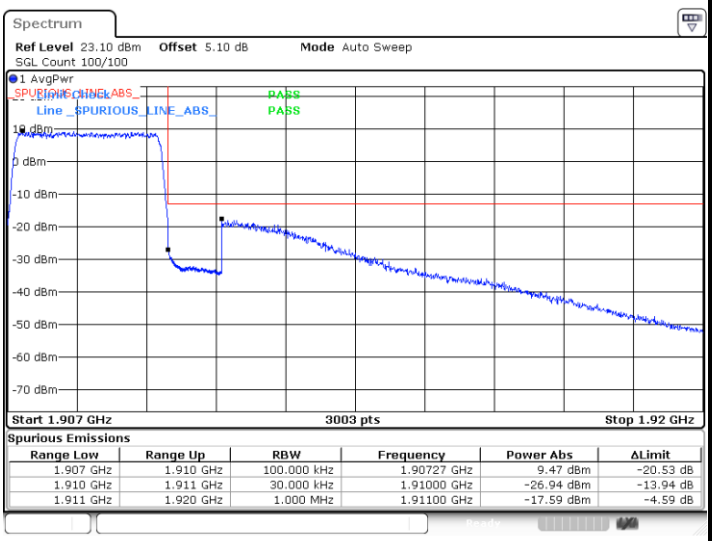

Spurious Emissions

Range Low	Range Up	RBW	Frequency	Power Abs	ΔLimit
1.907 GHz	1.910 GHz	100.000 kHz	1.90727 GHz	9.47 dBm	-20.53 dB
1.910 GHz	1.911 GHz	30.000 kHz	1.91000 GHz	-26.94 dBm	-13.94 dB
1.911 GHz	1.920 GHz	1.000 MHz	1.91100 GHz	-17.59 dBm	-4.59 dB

Date: 6.DEC.2020 00:33:45

LTE Band 2 / 5MHz / QPSK

Lowest Band Edge / 1 RB

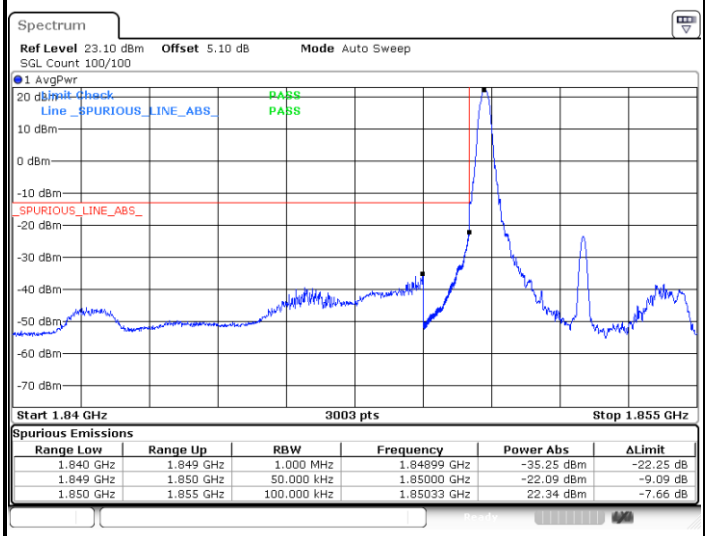

Spurious Emissions

Range Low	Range Up	RBW	Frequency	Power Abs	ΔLimit
1.840 GHz	1.849 GHz	1.000 MHz	1.84899 GHz	-35.25 dBm	-22.25 dB
1.849 GHz	1.850 GHz	50.000 kHz	1.85000 GHz	-22.09 dBm	-9.09 dB
1.850 GHz	1.855 GHz	100.000 kHz	1.85033 GHz	22.34 dBm	-7.66 dB

Date: 6.DEC.2020 00:18:30

Highest Band Edge / 1 RB

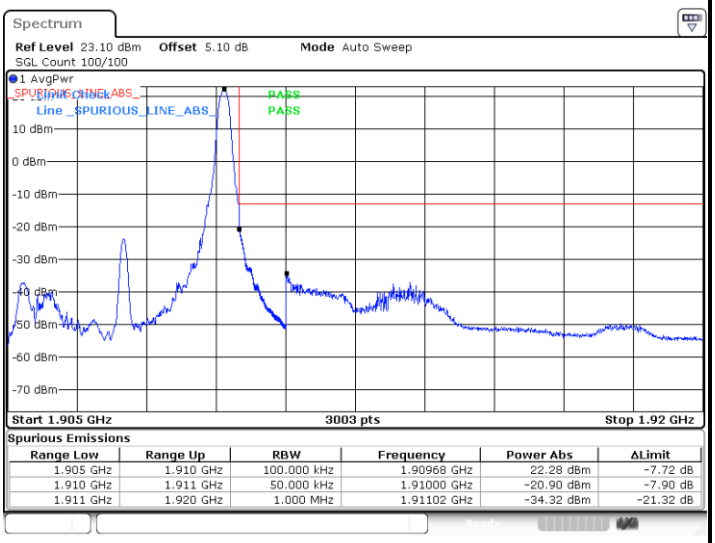

Spurious Emissions

Range Low	Range Up	RBW	Frequency	Power Abs	ΔLimit
1.905 GHz	1.910 GHz	100.000 kHz	1.90968 GHz	22.28 dBm	-7.72 dB
1.910 GHz	1.911 GHz	50.000 kHz	1.91000 GHz	-20.90 dBm	-7.90 dB
1.911 GHz	1.920 GHz	1.000 MHz	1.91102 GHz	-34.32 dBm	-21.32 dB

Date: 6.DEC.2020 00:22:42

Lowest Band Edge / Full RB

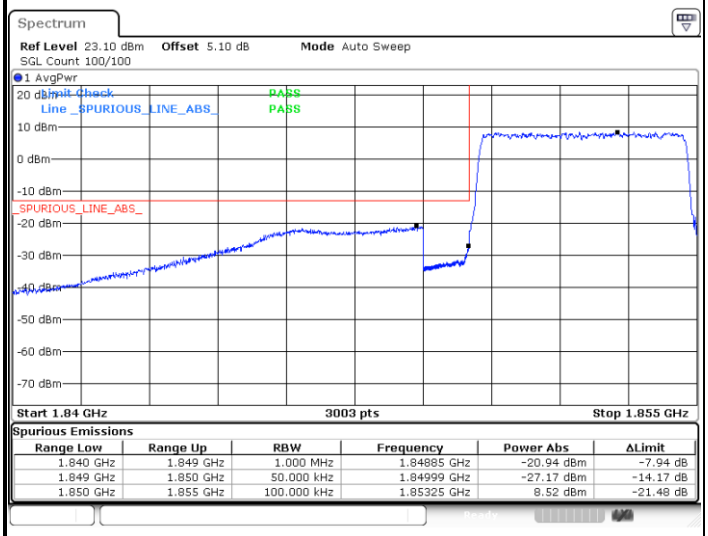

Spurious Emissions

Range Low	Range Up	RBW	Frequency	Power Abs	ΔLimit
1.840 GHz	1.849 GHz	1.000 MHz	1.84885 GHz	-20.94 dBm	-7.94 dB
1.849 GHz	1.850 GHz	50.000 kHz	1.84999 GHz	-27.17 dBm	-14.17 dB
1.850 GHz	1.855 GHz	100.000 kHz	1.85325 GHz	8.52 dBm	-21.48 dB

Date: 6.DEC.2020 00:21:16

Highest Band Edge / Full RB

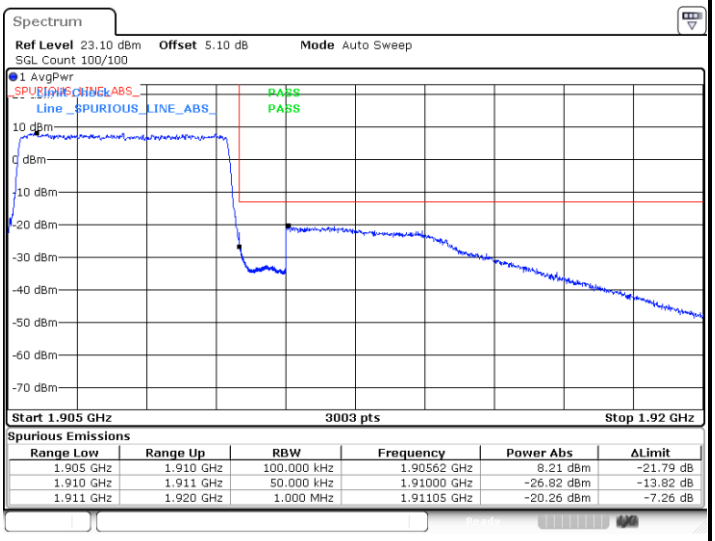

Spurious Emissions

Range Low	Range Up	RBW	Frequency	Power Abs	ΔLimit
1.905 GHz	1.910 GHz	100.000 kHz	1.90562 GHz	8.21 dBm	-21.79 dB
1.910 GHz	1.911 GHz	50.000 kHz	1.91000 GHz	-26.82 dBm	-13.82 dB
1.911 GHz	1.920 GHz	1.000 MHz	1.91105 GHz	-20.26 dBm	-7.26 dB

Date: 6.DEC.2020 00:24:25

LTE Band 2 / 5MHz / 16QAM

Lowest Band Edge / 1RB

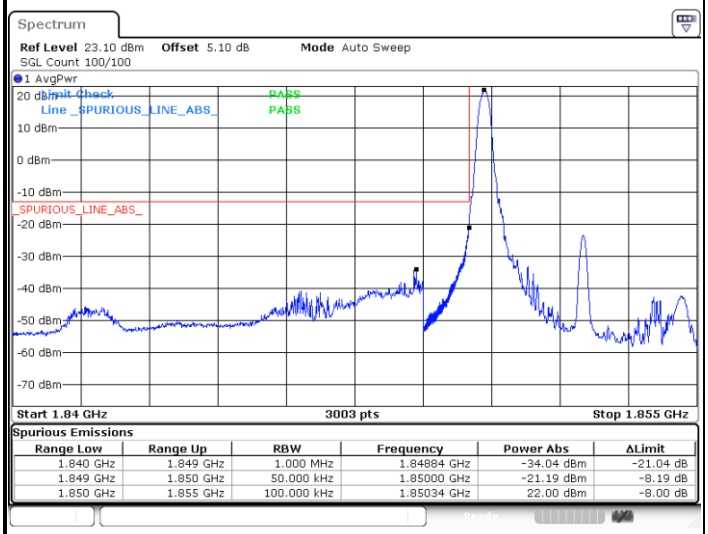

Spurious Emissions

Range Low	Range Up	RBW	Frequency	Power Abs	ΔLimit
1.840 GHz	1.849 GHz	1.000 MHz	1.84884 GHz	-34.04 dBm	-21.04 dB
1.849 GHz	1.850 GHz	50.000 kHz	1.85000 GHz	-21.19 dBm	-8.19 dB
1.850 GHz	1.855 GHz	100.000 kHz	1.85034 GHz	22.00 dBm	-8.00 dB

Date: 6.DEC.2020 00:19:40

Highest Band Edge / 1 RB

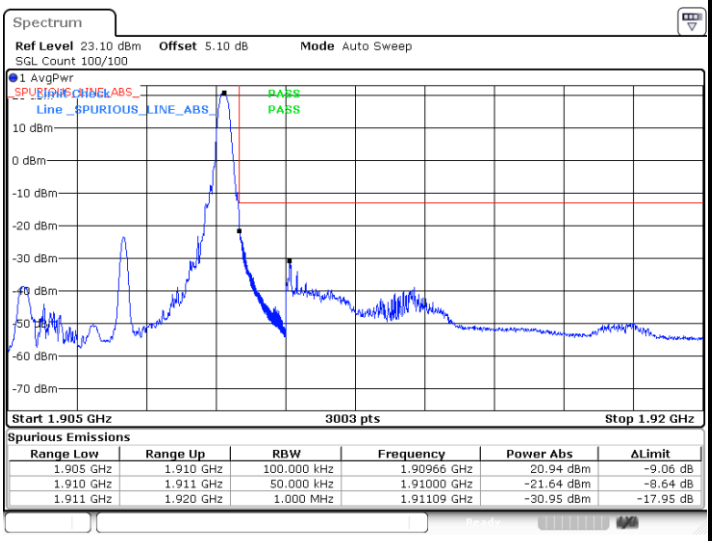

Spurious Emissions

Range Low	Range Up	RBW	Frequency	Power Abs	ΔLimit
1.905 GHz	1.910 GHz	100.000 kHz	1.90966 GHz	20.94 dBm	-9.06 dB
1.910 GHz	1.911 GHz	50.000 kHz	1.91000 GHz	-21.64 dBm	-8.64 dB
1.911 GHz	1.920 GHz	1.000 MHz	1.91109 GHz	-30.95 dBm	-17.95 dB

Date: 6.DEC.2020 00:23:02

Lowest Band Edge / Full RB

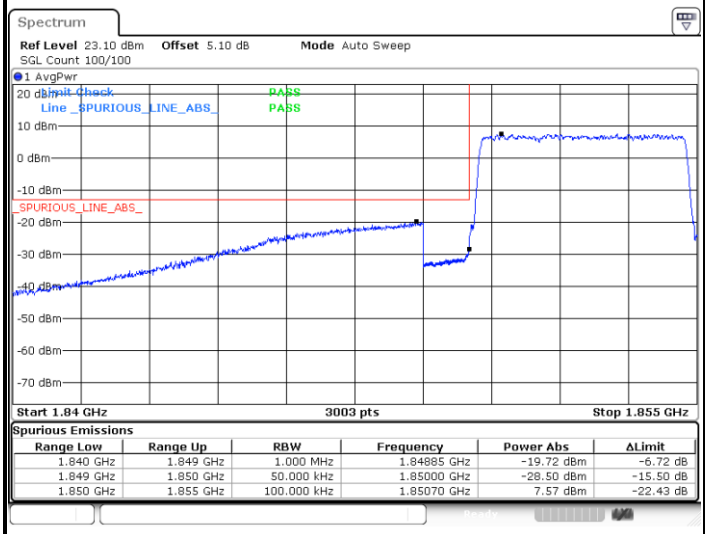

Spurious Emissions

Range Low	Range Up	RBW	Frequency	Power Abs	ΔLimit
1.840 GHz	1.849 GHz	1.000 MHz	1.84885 GHz	-19.72 dBm	-6.72 dB
1.849 GHz	1.850 GHz	50.000 kHz	1.85000 GHz	-28.50 dBm	-15.50 dB
1.850 GHz	1.855 GHz	100.000 kHz	1.85070 GHz	7.57 dBm	-22.43 dB

Date: 6.DEC.2020 00:20:45

Highest Band Edge / Full RB

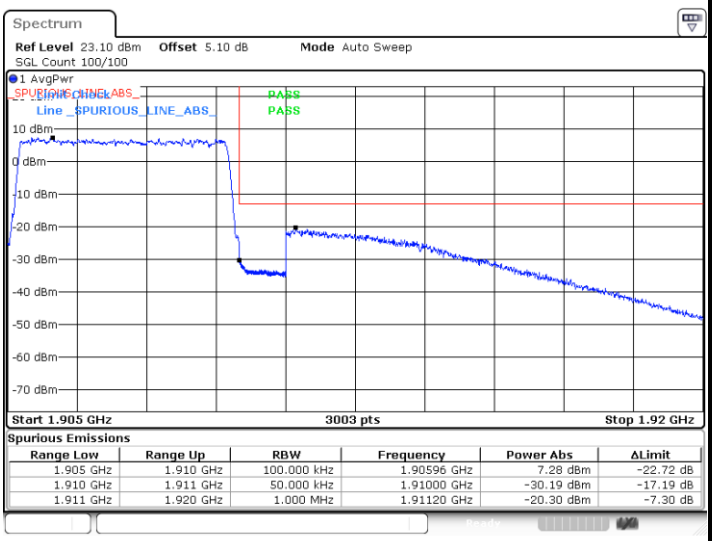

Spurious Emissions

Range Low	Range Up	RBW	Frequency	Power Abs	ΔLimit
1.905 GHz	1.910 GHz	100.000 kHz	1.90596 GHz	7.28 dBm	-22.72 dB
1.910 GHz	1.911 GHz	50.000 kHz	1.91000 GHz	-30.19 dBm	-17.19 dB
1.911 GHz	1.920 GHz	1.000 MHz	1.91120 GHz	-20.30 dBm	-7.30 dB

Date: 6.DEC.2020 00:24:04

LTE Band 2 / 5MHz / 64QAM

Lowest Band Edge / 1RB

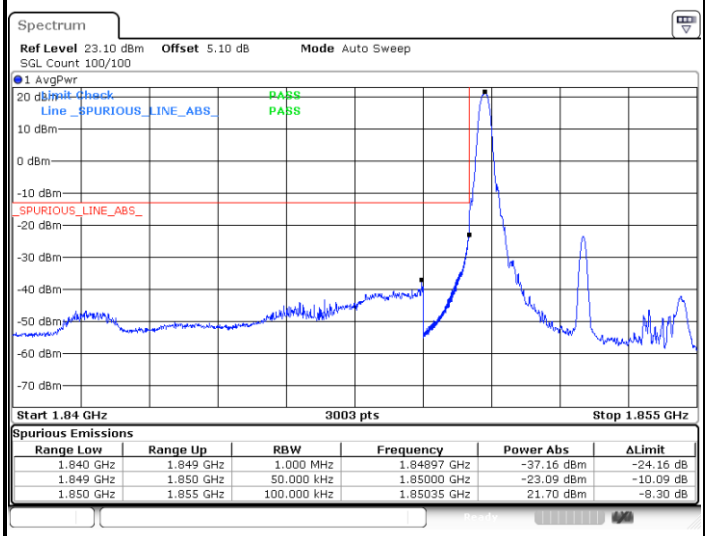

Spurious Emissions

Range Low	Range Up	RBW	Frequency	Power Abs	ΔLimit
1.840 GHz	1.849 GHz	1.000 MHz	1.84897 GHz	-37.16 dBm	-24.16 dB
1.849 GHz	1.850 GHz	50.000 kHz	1.85000 GHz	-23.09 dBm	-10.09 dB
1.850 GHz	1.855 GHz	100.000 kHz	1.85035 GHz	21.70 dBm	-8.30 dB

Date: 6.DEC.2020 00:20:01

Highest Band Edge / 1 RB

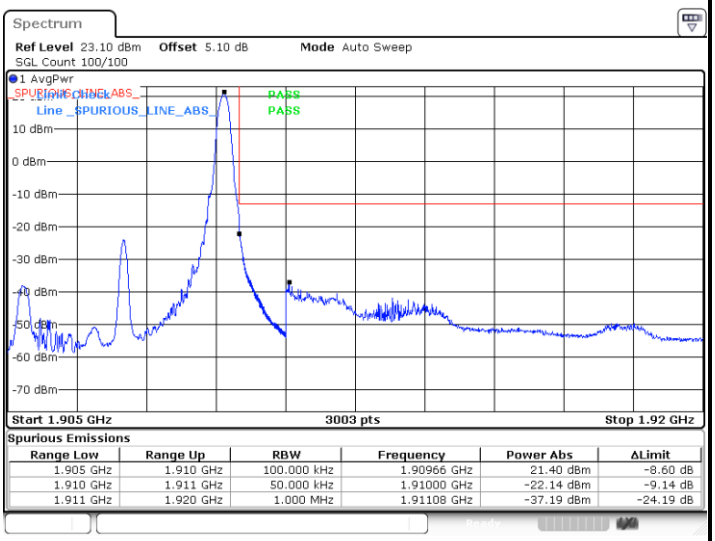

Spurious Emissions

Range Low	Range Up	RBW	Frequency	Power Abs	ΔLimit
1.905 GHz	1.910 GHz	100.000 kHz	1.90966 GHz	21.40 dBm	-8.60 dB
1.910 GHz	1.911 GHz	50.000 kHz	1.91000 GHz	-22.14 dBm	-9.14 dB
1.911 GHz	1.920 GHz	1.000 MHz	1.91108 GHz	-37.19 dBm	-24.19 dB

Date: 6.DEC.2020 00:23:22

Lowest Band Edge / Full RB

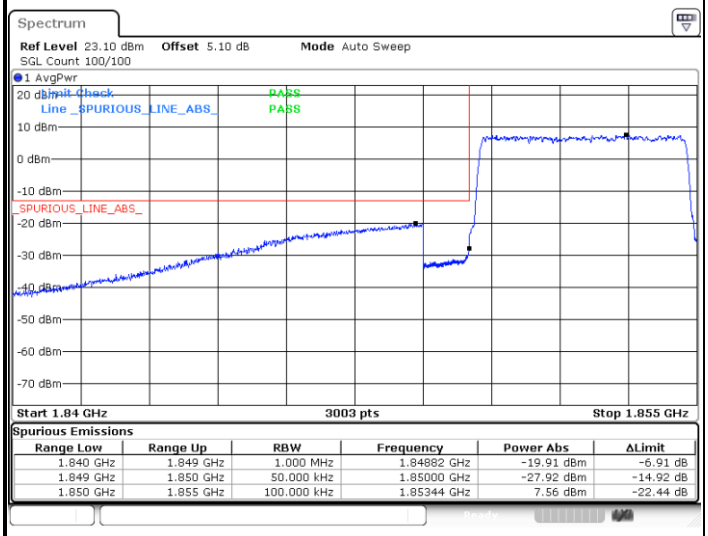

Spurious Emissions

Range Low	Range Up	RBW	Frequency	Power Abs	ΔLimit
1.840 GHz	1.849 GHz	1.000 MHz	1.84882 GHz	-19.91 dBm	-6.91 dB
1.849 GHz	1.850 GHz	50.000 kHz	1.85000 GHz	-27.92 dBm	-14.92 dB
1.850 GHz	1.855 GHz	100.000 kHz	1.85344 GHz	7.56 dBm	-22.44 dB

Date: 6.DEC.2020 00:20:24

Highest Band Edge / Full RB

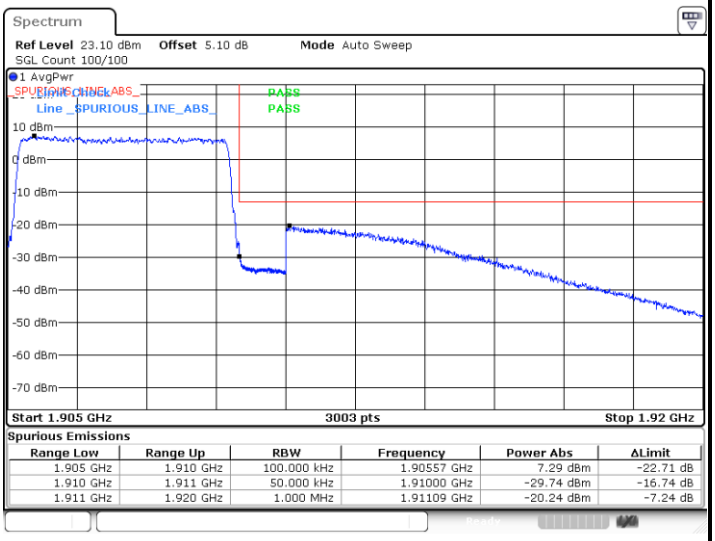

Spurious Emissions

Range Low	Range Up	RBW	Frequency	Power Abs	ΔLimit
1.905 GHz	1.910 GHz	100.000 kHz	1.90557 GHz	7.29 dBm	-22.71 dB
1.910 GHz	1.911 GHz	50.000 kHz	1.91000 GHz	-29.74 dBm	-16.74 dB
1.911 GHz	1.920 GHz	1.000 MHz	1.91109 GHz	-20.24 dBm	-7.24 dB

Date: 6.DEC.2020 00:23:44

LTE Band 2 / 10MHz / QPSK

Lowest Band Edge / 1 RB

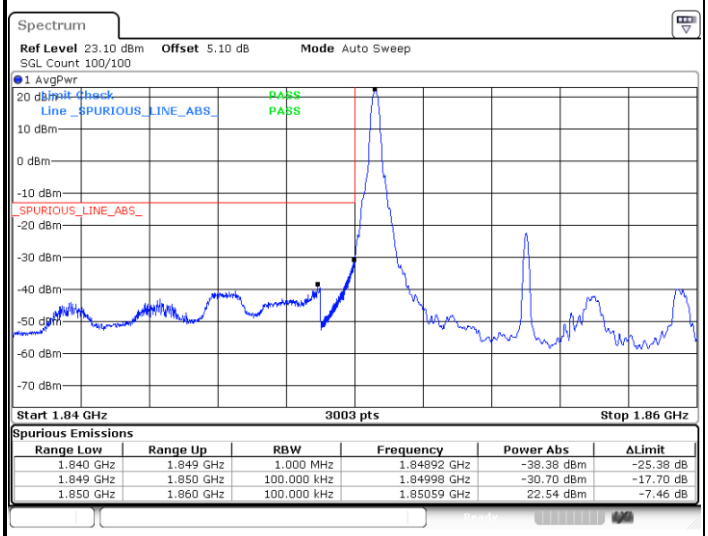

Spurious Emissions

Range Low	Range Up	RBW	Frequency	Power Abs	ΔLimit
1.840 GHz	1.849 GHz	1.000 MHz	1.84892 GHz	-38.38 dBm	-25.38 dB
1.849 GHz	1.850 GHz	100.000 kHz	1.84998 GHz	-30.70 dBm	-17.70 dB
1.850 GHz	1.860 GHz	100.000 kHz	1.85059 GHz	22.54 dBm	-7.46 dB

Date: 6.DEC.2020 00:12:49

Highest Band Edge / 1 RB

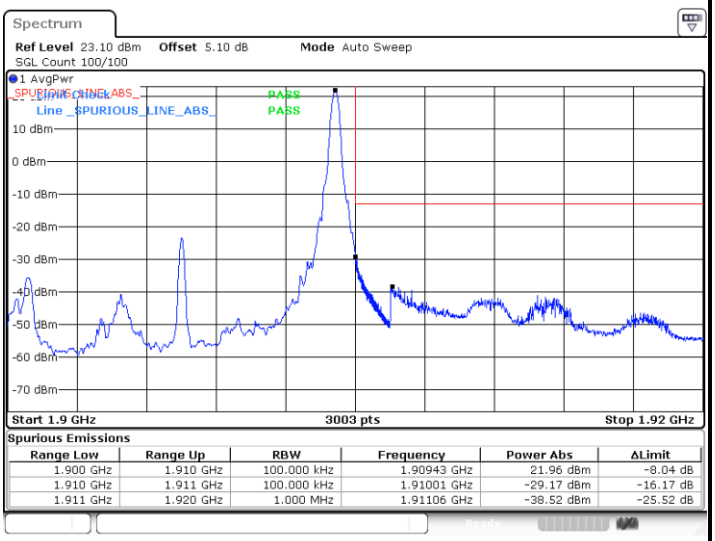

Spurious Emissions

Range Low	Range Up	RBW	Frequency	Power Abs	ΔLimit
1.900 GHz	1.910 GHz	100.000 kHz	1.90943 GHz	21.96 dBm	-8.04 dB
1.910 GHz	1.911 GHz	100.000 kHz	1.91001 GHz	-29.17 dBm	-16.17 dB
1.911 GHz	1.920 GHz	1.000 MHz	1.91106 GHz	-38.52 dBm	-25.52 dB

Date: 6.DEC.2020 00:16:07

Lowest Band Edge / Full RB

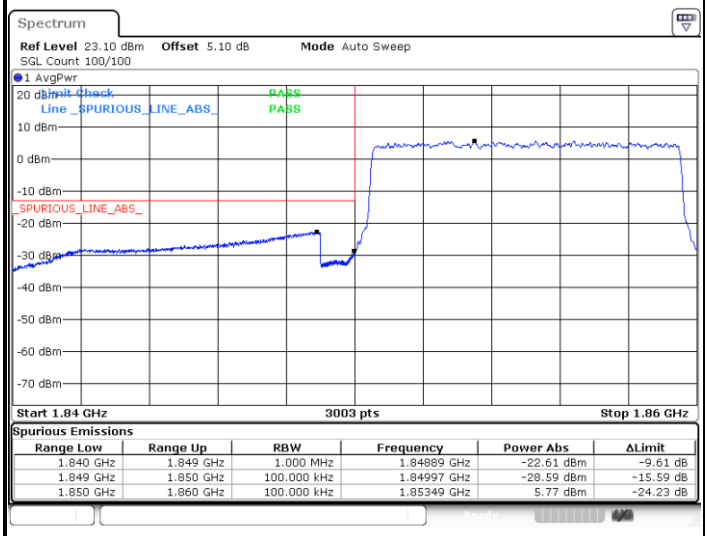

Spurious Emissions

Range Low	Range Up	RBW	Frequency	Power Abs	ΔLimit
1.840 GHz	1.849 GHz	1.000 MHz	1.84889 GHz	-22.61 dBm	-9.61 dB
1.849 GHz	1.850 GHz	100.000 kHz	1.84997 GHz	-28.59 dBm	-15.59 dB
1.850 GHz	1.860 GHz	100.000 kHz	1.85349 GHz	5.77 dBm	-24.23 dB

Date: 6.DEC.2020 00:14:58

Highest Band Edge / Full RB

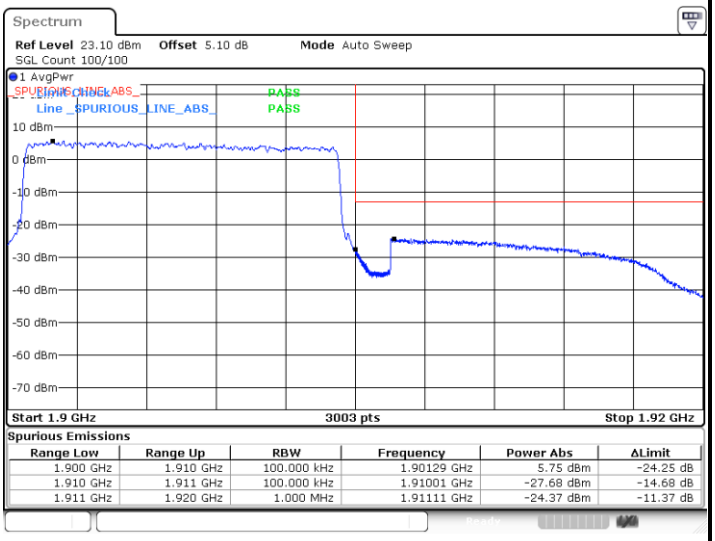

Spurious Emissions

Range Low	Range Up	RBW	Frequency	Power Abs	ΔLimit
1.900 GHz	1.910 GHz	100.000 kHz	1.90129 GHz	5.75 dBm	-24.25 dB
1.910 GHz	1.911 GHz	100.000 kHz	1.91001 GHz	-27.68 dBm	-14.68 dB
1.911 GHz	1.920 GHz	1.000 MHz	1.91111 GHz	-24.37 dBm	-11.37 dB

Date: 6.DEC.2020 00:17:19

LTE Band 2 / 10MHz / 16QAM

Lowest Band Edge / 1 RB

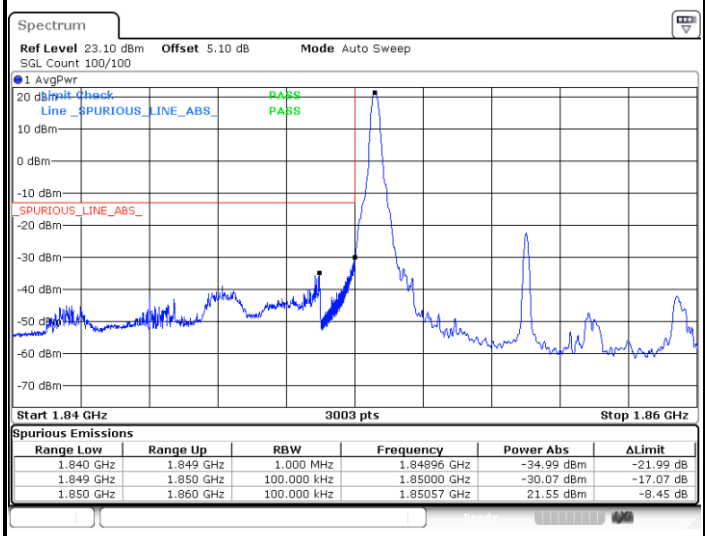

Spurious Emissions

Range Low	Range Up	RBW	Frequency	Power Abs	ΔLimit
1.840 GHz	1.849 GHz	1.000 MHz	1.84896 GHz	-34.99 dBm	-21.99 dB
1.849 GHz	1.850 GHz	100.000 kHz	1.85000 GHz	-30.07 dBm	-17.07 dB
1.850 GHz	1.860 GHz	100.000 kHz	1.85057 GHz	21.55 dBm	-8.45 dB

Date: 6.DEC.2020 00:13:52

Highest Band Edge / 1 RB

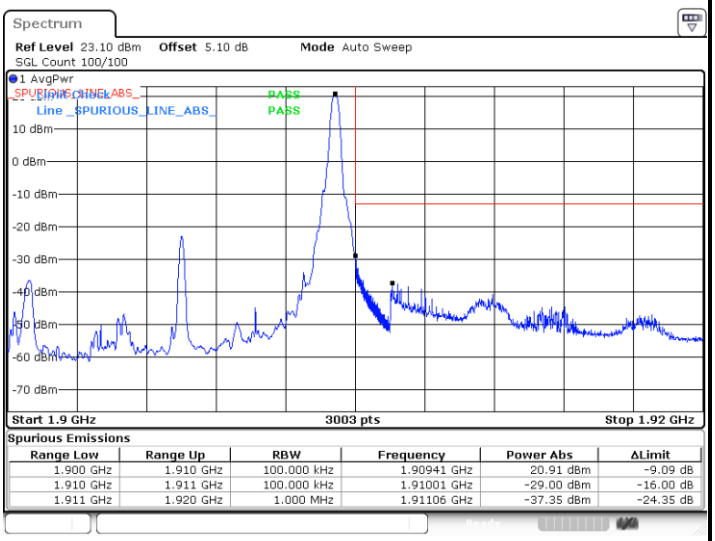

Spurious Emissions

Range Low	Range Up	RBW	Frequency	Power Abs	ΔLimit
1.900 GHz	1.910 GHz	100.000 kHz	1.90941 GHz	20.91 dBm	-9.09 dB
1.910 GHz	1.911 GHz	100.000 kHz	1.91001 GHz	-29.00 dBm	-16.00 dB
1.911 GHz	1.920 GHz	1.000 MHz	1.91106 GHz	-37.35 dBm	-24.35 dB

Date: 6.DEC.2020 00:16:21

Lowest Band Edge / Full RB

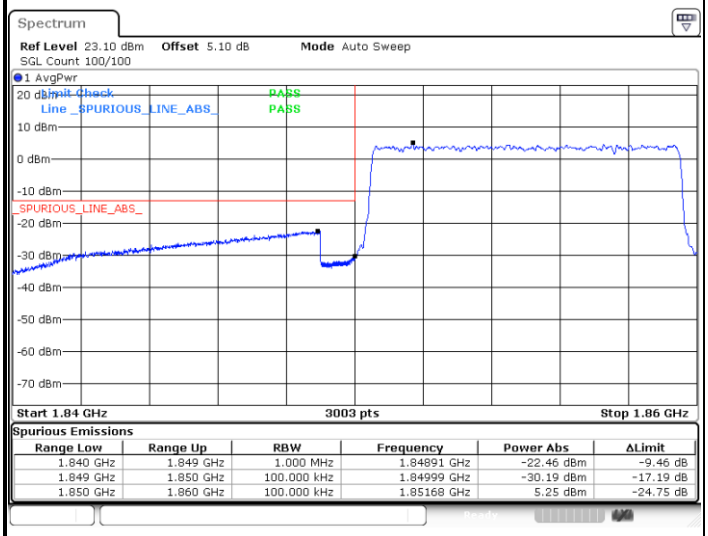

Spurious Emissions

Range Low	Range Up	RBW	Frequency	Power Abs	ΔLimit
1.840 GHz	1.849 GHz	1.000 MHz	1.84891 GHz	-22.46 dBm	-9.46 dB
1.849 GHz	1.850 GHz	100.000 kHz	1.84999 GHz	-30.19 dBm	-17.19 dB
1.850 GHz	1.860 GHz	100.000 kHz	1.85168 GHz	5.25 dBm	-24.75 dB

Date: 6.DEC.2020 00:14:38

Highest Band Edge / Full RB

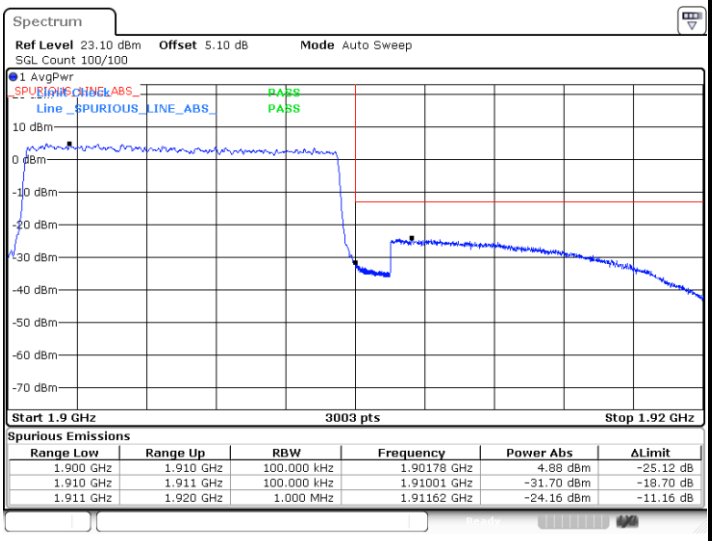

Spurious Emissions

Range Low	Range Up	RBW	Frequency	Power Abs	ΔLimit
1.900 GHz	1.910 GHz	100.000 kHz	1.90178 GHz	4.88 dBm	-25.12 dB
1.910 GHz	1.911 GHz	100.000 kHz	1.91001 GHz	-31.70 dBm	-18.70 dB
1.911 GHz	1.920 GHz	1.000 MHz	1.91162 GHz	-24.16 dBm	-11.16 dB

Date: 6.DEC.2020 00:17:04

LTE Band 2 / 10MHz / 64QAM

Lowest Band Edge / 1 RB

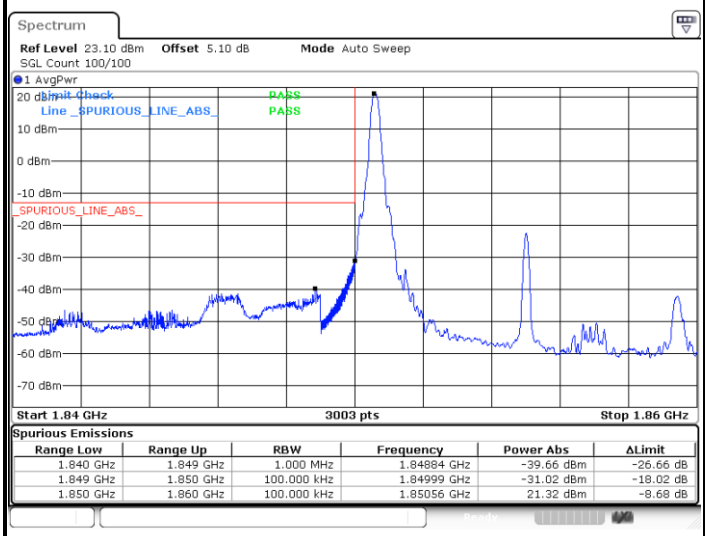

Spurious Emissions

Range Low	Range Up	RBW	Frequency	Power Abs	ΔLimit
1.840 GHz	1.849 GHz	1.000 MHz	1.84884 GHz	-39.66 dBm	-26.66 dB
1.849 GHz	1.850 GHz	100.000 kHz	1.84999 GHz	-31.02 dBm	-18.02 dB
1.850 GHz	1.860 GHz	100.000 kHz	1.85056 GHz	21.32 dBm	-8.68 dB

Date: 6.DEC.2020 00:14:07

Highest Band Edge / 1 RB

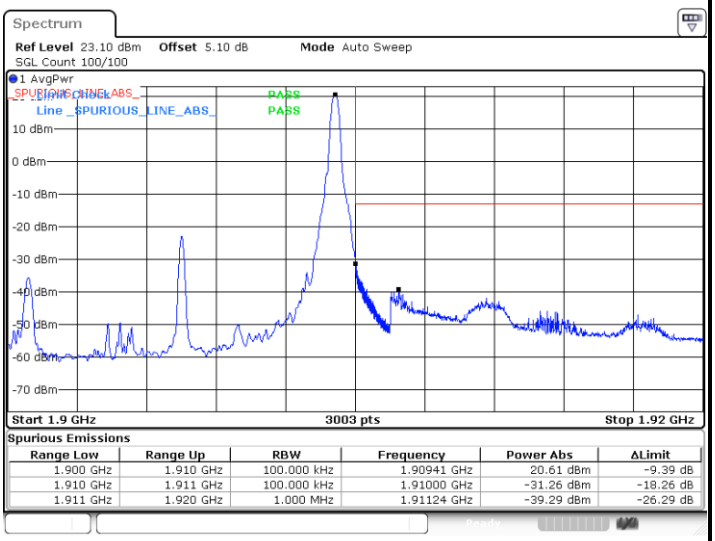

Spurious Emissions

Range Low	Range Up	RBW	Frequency	Power Abs	ΔLimit
1.900 GHz	1.910 GHz	100.000 kHz	1.90941 GHz	20.61 dBm	-9.39 dB
1.910 GHz	1.911 GHz	100.000 kHz	1.91000 GHz	-31.26 dBm	-18.26 dB
1.911 GHz	1.920 GHz	1.000 MHz	1.91124 GHz	-39.29 dBm	-26.29 dB

Date: 6.DEC.2020 00:16:35

Lowest Band Edge / Full RB

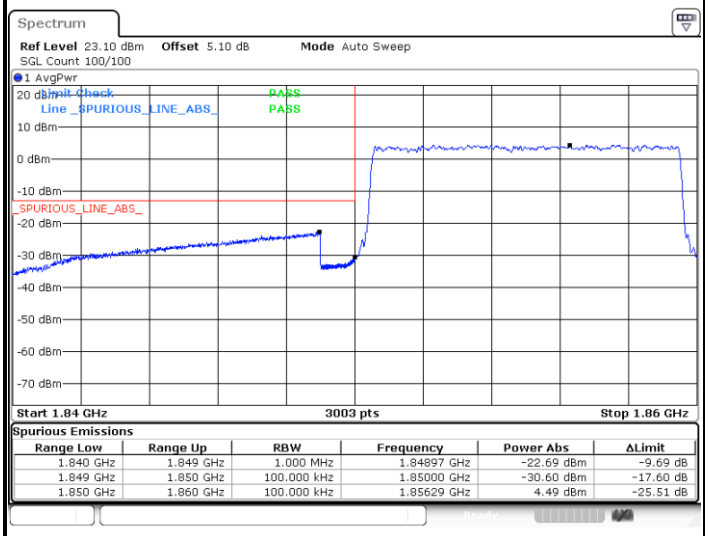

Spurious Emissions

Range Low	Range Up	RBW	Frequency	Power Abs	ΔLimit
1.840 GHz	1.849 GHz	1.000 MHz	1.84897 GHz	-22.69 dBm	-9.69 dB
1.849 GHz	1.850 GHz	100.000 kHz	1.85000 GHz	-30.60 dBm	-17.60 dB
1.850 GHz	1.860 GHz	100.000 kHz	1.85629 GHz	4.49 dBm	-25.51 dB

Date: 6.DEC.2020 00:14:22

Highest Band Edge / Full RB

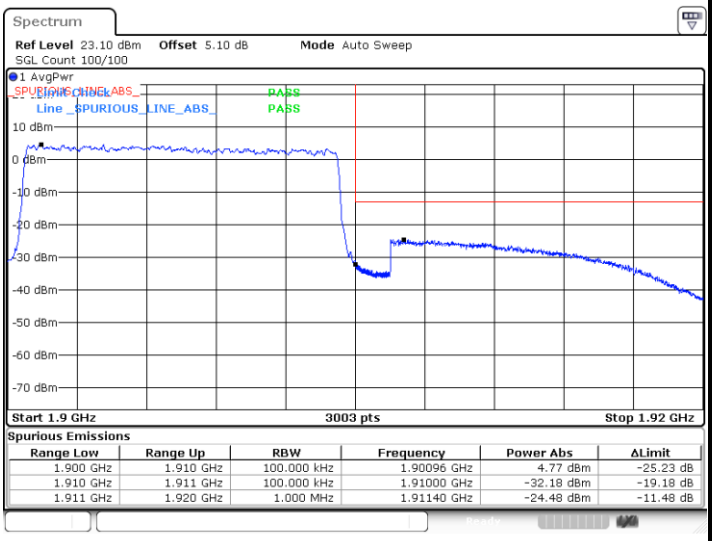

Spurious Emissions

Range Low	Range Up	RBW	Frequency	Power Abs	ΔLimit
1.900 GHz	1.910 GHz	100.000 kHz	1.90096 GHz	4.77 dBm	-25.23 dB
1.910 GHz	1.911 GHz	100.000 kHz	1.91000 GHz	-32.18 dBm	-19.18 dB
1.911 GHz	1.920 GHz	1.000 MHz	1.91140 GHz	-24.48 dBm	-11.48 dB

Date: 6.DEC.2020 00:16:50

LTE Band 2 / 15MHz / QPSK

Lowest Band Edge / 1 RB

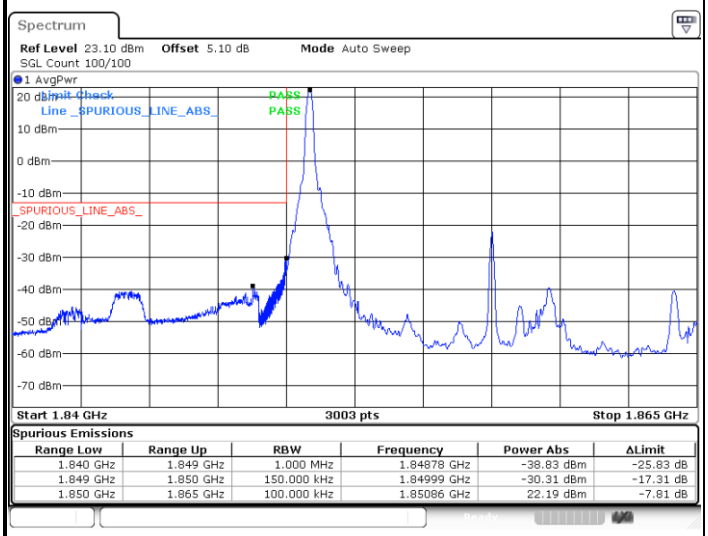

Spurious Emissions

Range Low	Range Up	RBW	Frequency	Power Abs	ΔLimit
1.840 GHz	1.849 GHz	1.000 MHz	1.84878 GHz	-38.83 dBm	-25.83 dB
1.849 GHz	1.850 GHz	150.000 kHz	1.84999 GHz	-30.31 dBm	-17.31 dB
1.850 GHz	1.865 GHz	100.000 kHz	1.85086 GHz	22.19 dBm	-7.81 dB

Date: 6.DEC.2020 00:05:24

Highest Band Edge / 1 RB

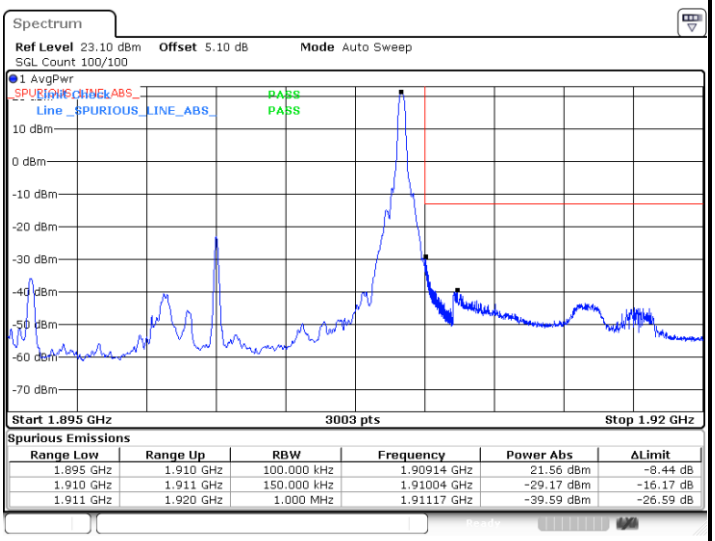

Spurious Emissions

Range Low	Range Up	RBW	Frequency	Power Abs	ΔLimit
1.895 GHz	1.910 GHz	100.000 kHz	1.90914 GHz	21.56 dBm	-8.44 dB
1.910 GHz	1.911 GHz	150.000 kHz	1.91004 GHz	-29.17 dBm	-16.17 dB
1.911 GHz	1.920 GHz	1.000 MHz	1.91117 GHz	-39.59 dBm	-26.59 dB

Date: 6.DEC.2020 00:11:04

Lowest Band Edge / Full RB

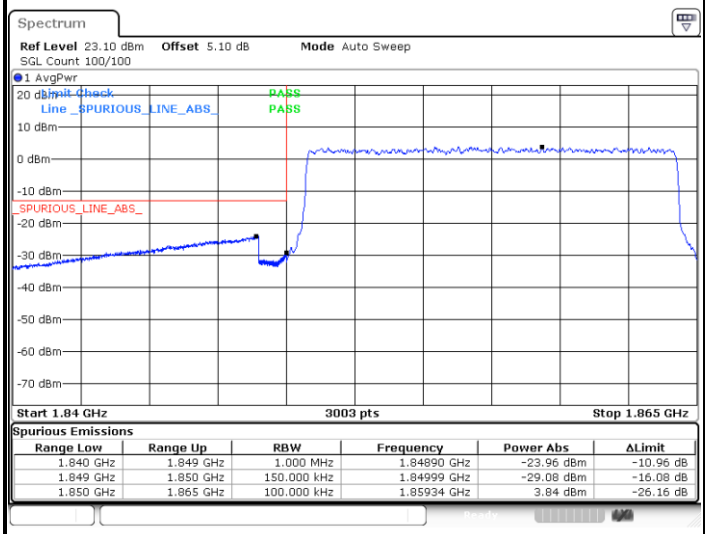

Spurious Emissions

Range Low	Range Up	RBW	Frequency	Power Abs	ΔLimit
1.840 GHz	1.849 GHz	1.000 MHz	1.84890 GHz	-23.96 dBm	-10.96 dB
1.849 GHz	1.850 GHz	150.000 kHz	1.84999 GHz	-29.08 dBm	-16.08 dB
1.850 GHz	1.865 GHz	100.000 kHz	1.85934 GHz	3.84 dBm	-26.16 dB

Date: 6.DEC.2020 00:07:26

Highest Band Edge / Full RB

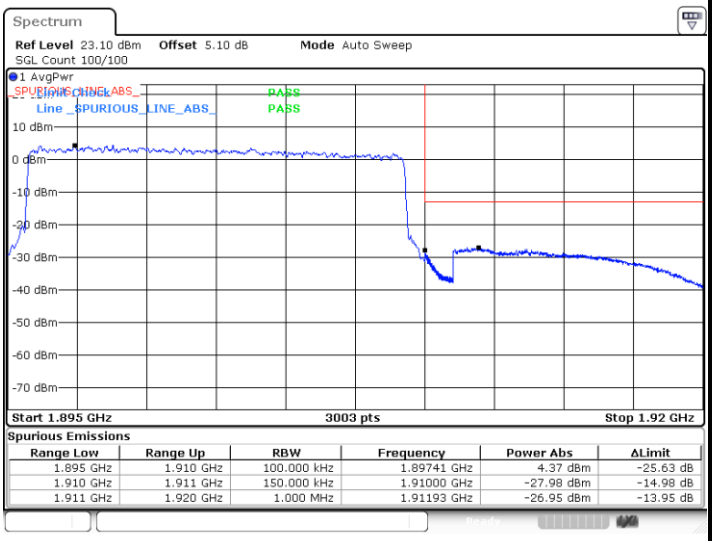

Spurious Emissions

Range Low	Range Up	RBW	Frequency	Power Abs	ΔLimit
1.895 GHz	1.910 GHz	100.000 kHz	1.89741 GHz	4.37 dBm	-25.63 dB
1.910 GHz	1.911 GHz	150.000 kHz	1.91000 GHz	-27.98 dBm	-14.98 dB
1.911 GHz	1.920 GHz	1.000 MHz	1.91193 GHz	-26.95 dBm	-13.95 dB

Date: 6.DEC.2020 00:07:41

LTE Band 2 / 15MHz / 16QAM

Lowest Band Edge / 1 RB

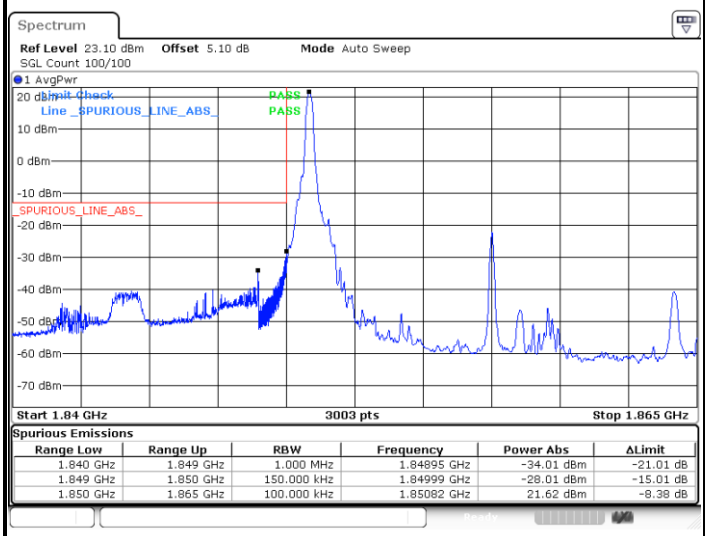

Spurious Emissions

Range Low	Range Up	RBW	Frequency	Power Abs	ΔLimit
1.840 GHz	1.849 GHz	1.000 MHz	1.84895 GHz	-34.01 dBm	-21.01 dB
1.849 GHz	1.850 GHz	150.000 kHz	1.84999 GHz	-28.01 dBm	-15.01 dB
1.850 GHz	1.865 GHz	100.000 kHz	1.85082 GHz	21.62 dBm	-8.38 dB

Date: 6.DEC.2020 00:06:22

Highest Band Edge / 1 RB

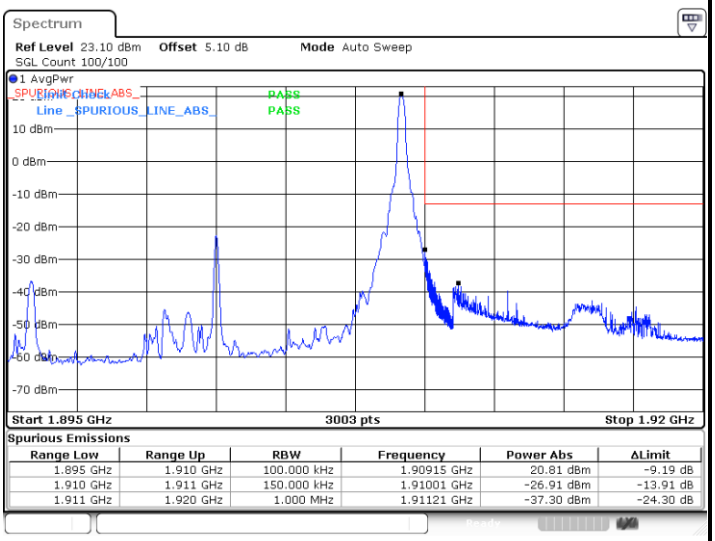

Spurious Emissions

Range Low	Range Up	RBW	Frequency	Power Abs	ΔLimit
1.895 GHz	1.910 GHz	100.000 kHz	1.90915 GHz	20.81 dBm	-9.19 dB
1.910 GHz	1.911 GHz	150.000 kHz	1.91001 GHz	-26.91 dBm	-13.91 dB
1.911 GHz	1.920 GHz	1.000 MHz	1.91121 GHz	-37.30 dBm	-24.30 dB

Date: 6.DEC.2020 00:11:19

Lowest Band Edge / Full RB

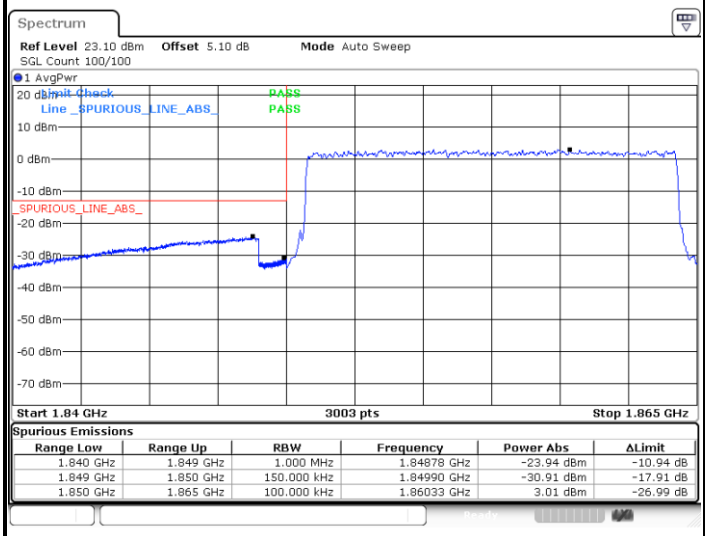

Spurious Emissions

Range Low	Range Up	RBW	Frequency	Power Abs	ΔLimit
1.840 GHz	1.849 GHz	1.000 MHz	1.84878 GHz	-23.94 dBm	-10.94 dB
1.849 GHz	1.850 GHz	150.000 kHz	1.84990 GHz	-30.91 dBm	-17.91 dB
1.850 GHz	1.865 GHz	100.000 kHz	1.86033 GHz	3.01 dBm	-26.99 dB

Date: 6.DEC.2020 00:07:07

Highest Band Edge / Full RB

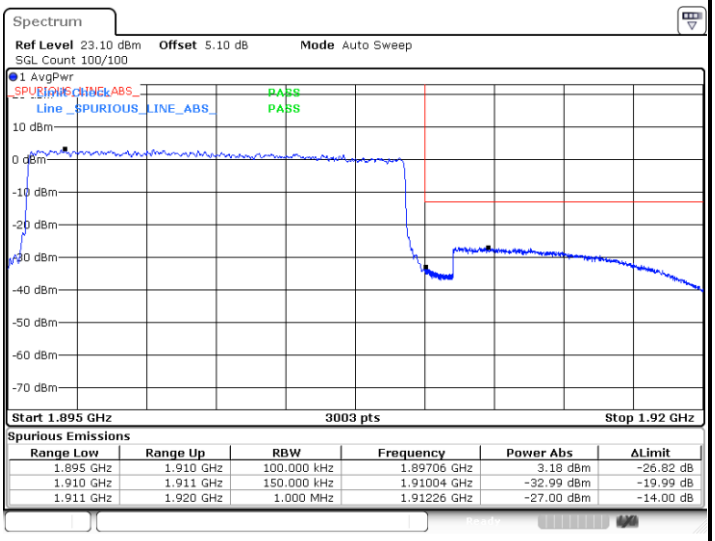

Spurious Emissions

Range Low	Range Up	RBW	Frequency	Power Abs	ΔLimit
1.895 GHz	1.910 GHz	100.000 kHz	1.89706 GHz	3.18 dBm	-26.82 dB
1.910 GHz	1.911 GHz	150.000 kHz	1.91004 GHz	-32.99 dBm	-19.99 dB
1.911 GHz	1.920 GHz	1.000 MHz	1.91226 GHz	-27.00 dBm	-14.00 dB

Date: 6.DEC.2020 00:07:55

LTE Band 2 / 15MHz / 64QAM

Lowest Band Edge / 1 RB

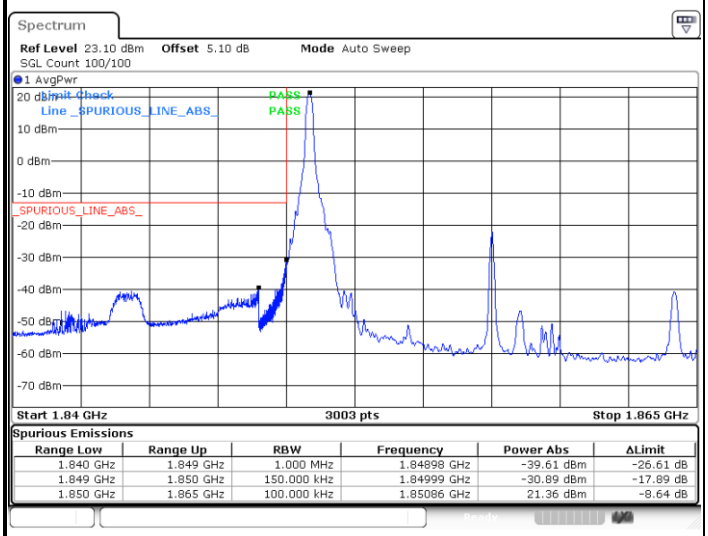

Spurious Emissions

Range Low	Range Up	RBW	Frequency	Power Abs	ΔLimit
1.840 GHz	1.849 GHz	1.000 MHz	1.84898 GHz	-39.61 dBm	-26.61 dB
1.849 GHz	1.850 GHz	150.000 kHz	1.84999 GHz	-30.89 dBm	-17.89 dB
1.850 GHz	1.865 GHz	100.000 kHz	1.85086 GHz	21.36 dBm	-8.64 dB

Date: 6.DEC.2020 00:06:36

Highest Band Edge / 1 RB

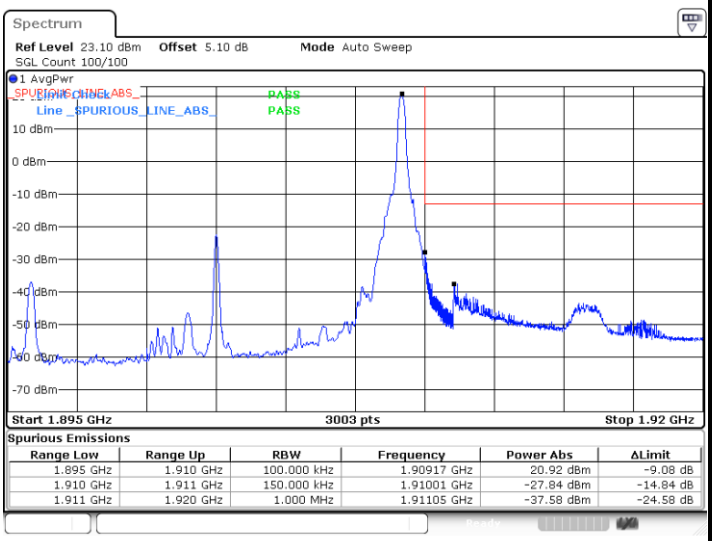

Spurious Emissions

Range Low	Range Up	RBW	Frequency	Power Abs	ΔLimit
1.895 GHz	1.910 GHz	100.000 kHz	1.90917 GHz	20.92 dBm	-9.08 dB
1.910 GHz	1.911 GHz	150.000 kHz	1.91001 GHz	-27.84 dBm	-14.84 dB
1.911 GHz	1.920 GHz	1.000 MHz	1.91105 GHz	-37.58 dBm	-24.58 dB

Date: 6.DEC.2020 00:11:35

Lowest Band Edge / Full RB

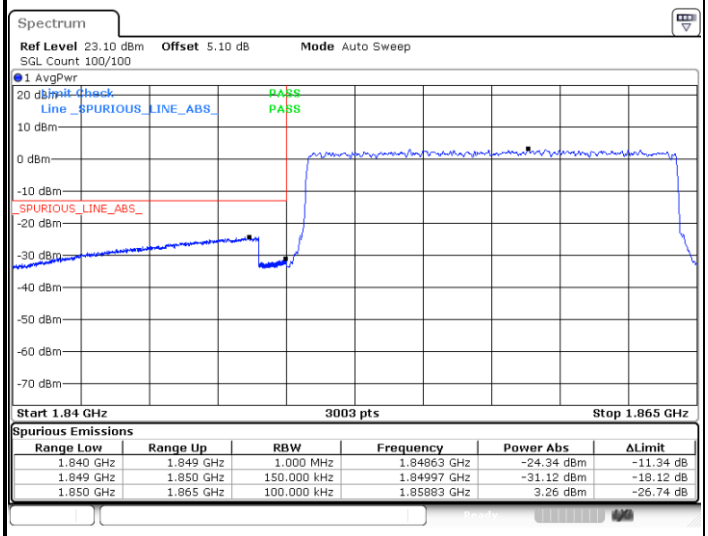

Spurious Emissions

Range Low	Range Up	RBW	Frequency	Power Abs	ΔLimit
1.840 GHz	1.849 GHz	1.000 MHz	1.84863 GHz	-24.34 dBm	-11.34 dB
1.849 GHz	1.850 GHz	150.000 kHz	1.84997 GHz	-31.12 dBm	-18.12 dB
1.850 GHz	1.865 GHz	100.000 kHz	1.85883 GHz	3.26 dBm	-26.74 dB

Date: 6.DEC.2020 00:06:53

Highest Band Edge / Full RB

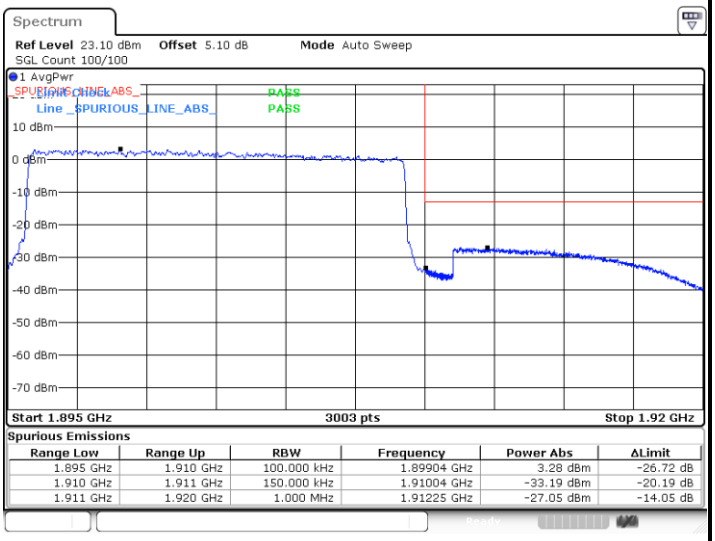

Spurious Emissions

Range Low	Range Up	RBW	Frequency	Power Abs	ΔLimit
1.895 GHz	1.910 GHz	100.000 kHz	1.89904 GHz	3.28 dBm	-26.72 dB
1.910 GHz	1.911 GHz	150.000 kHz	1.91004 GHz	-33.19 dBm	-20.19 dB
1.911 GHz	1.920 GHz	1.000 MHz	1.91225 GHz	-27.05 dBm	-14.05 dB

Date: 6.DEC.2020 00:08:09

LTE Band 2 / 20MHz / QPSK

Lowest Band Edge / 1 RB

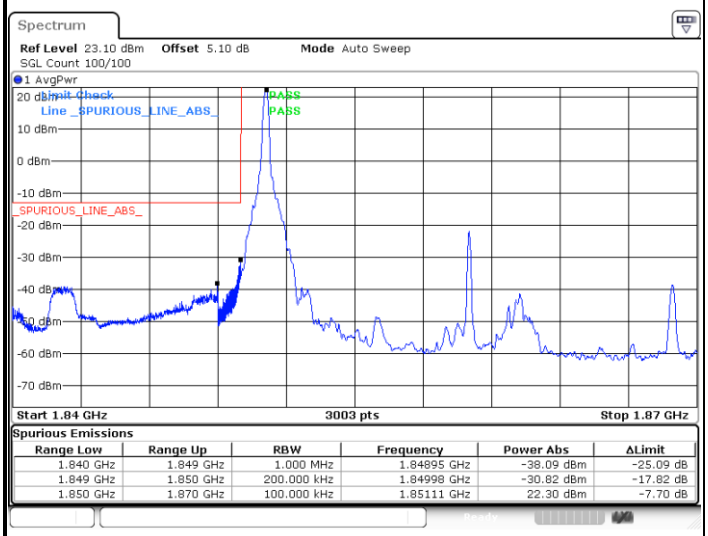

Spurious Emissions

Range Low	Range Up	RBW	Frequency	Power Abs	ΔLimit
1.840 GHz	1.849 GHz	1.000 MHz	1.84895 GHz	-38.09 dBm	-25.09 dB
1.849 GHz	1.850 GHz	200.000 kHz	1.84998 GHz	-30.82 dBm	-17.82 dB
1.850 GHz	1.870 GHz	100.000 kHz	1.85111 GHz	22.30 dBm	-7.70 dB

Date: 5.DEC.2020 23:58:55

Highest Band Edge / 1 RB

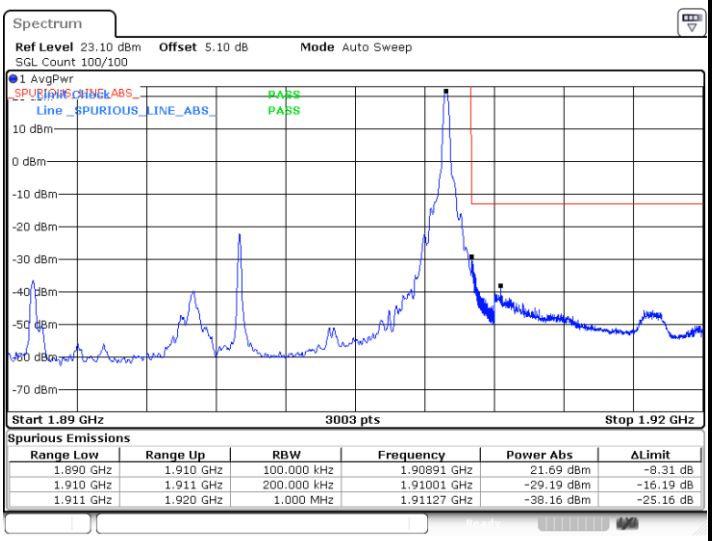

Spurious Emissions

Range Low	Range Up	RBW	Frequency	Power Abs	ΔLimit
1.890 GHz	1.910 GHz	100.000 kHz	1.90891 GHz	21.69 dBm	-8.31 dB
1.910 GHz	1.911 GHz	200.000 kHz	1.91001 GHz	-29.19 dBm	-16.19 dB
1.911 GHz	1.920 GHz	1.000 MHz	1.91127 GHz	-38.16 dBm	-25.16 dB

Date: 6.DEC.2020 00:01:32

Lowest Band Edge / Full RB

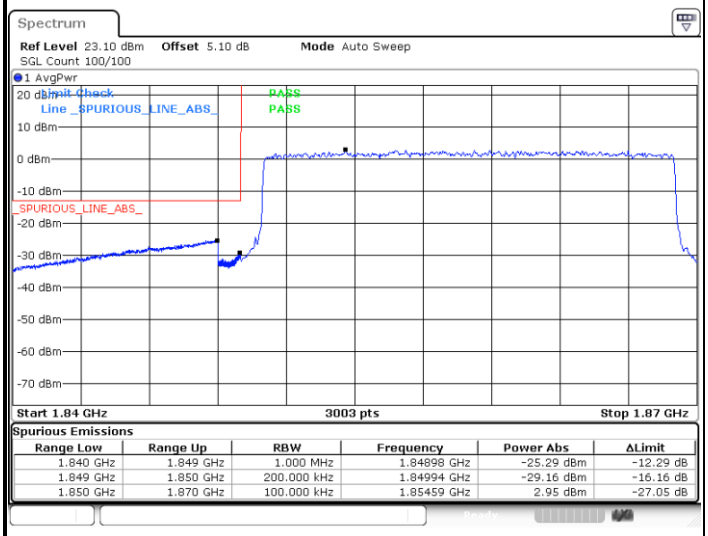

Spurious Emissions

Range Low	Range Up	RBW	Frequency	Power Abs	ΔLimit
1.840 GHz	1.849 GHz	1.000 MHz	1.84898 GHz	-25.29 dBm	-12.29 dB
1.849 GHz	1.850 GHz	200.000 kHz	1.84994 GHz	-29.16 dBm	-16.16 dB
1.850 GHz	1.870 GHz	100.000 kHz	1.85459 GHz	2.95 dBm	-27.05 dB

Date: 5.DEC.2020 23:57:25

Highest Band Edge / Full RB

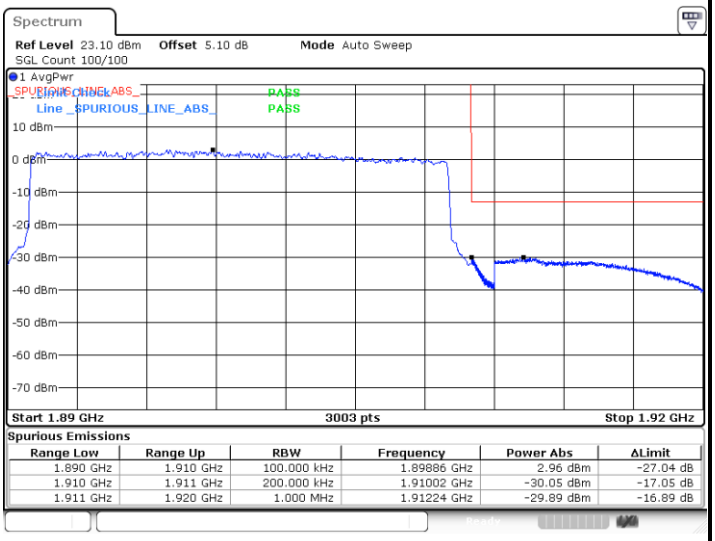

Spurious Emissions

Range Low	Range Up	RBW	Frequency	Power Abs	ΔLimit
1.890 GHz	1.910 GHz	100.000 kHz	1.89886 GHz	2.96 dBm	-27.04 dB
1.910 GHz	1.911 GHz	200.000 kHz	1.91002 GHz	-30.05 dBm	-17.05 dB
1.911 GHz	1.920 GHz	1.000 MHz	1.91224 GHz	-29.89 dBm	-16.89 dB

Date: 6.DEC.2020 00:03:49

LTE Band 2 / 20MHz / 16QAM

Lowest Band Edge / 1 RB

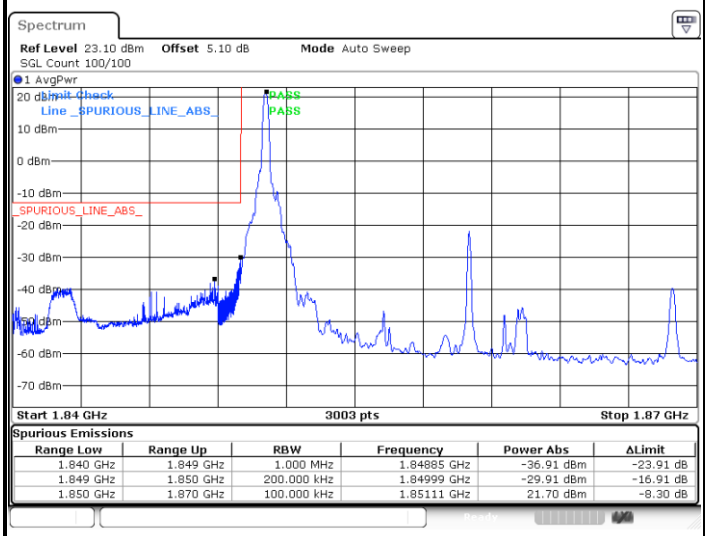

Spurious Emissions

Range Low	Range Up	RBW	Frequency	Power Abs	ΔLimit
1.840 GHz	1.849 GHz	1.000 MHz	1.84885 GHz	-36.91 dBm	-23.91 dB
1.849 GHz	1.850 GHz	200.000 kHz	1.84999 GHz	-29.91 dBm	-16.91 dB
1.850 GHz	1.870 GHz	100.000 kHz	1.85111 GHz	21.70 dBm	-8.30 dB

Date: 5.DEC.2020 23:58:42

Highest Band Edge / 1 RB

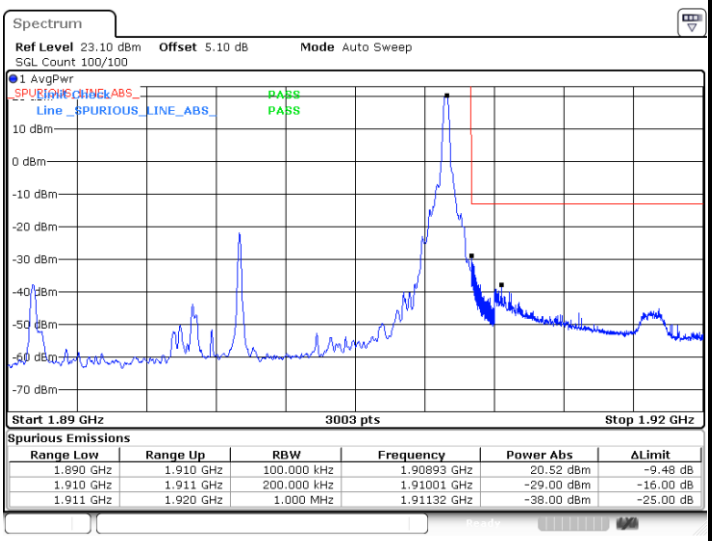

Spurious Emissions

Range Low	Range Up	RBW	Frequency	Power Abs	ΔLimit
1.890 GHz	1.910 GHz	100.000 kHz	1.90893 GHz	20.52 dBm	-9.48 dB
1.910 GHz	1.911 GHz	200.000 kHz	1.91001 GHz	-29.00 dBm	-16.00 dB
1.911 GHz	1.920 GHz	1.000 MHz	1.91132 GHz	-38.00 dBm	-25.00 dB

Date: 6.DEC.2020 00:01:45

Lowest Band Edge / Full RB

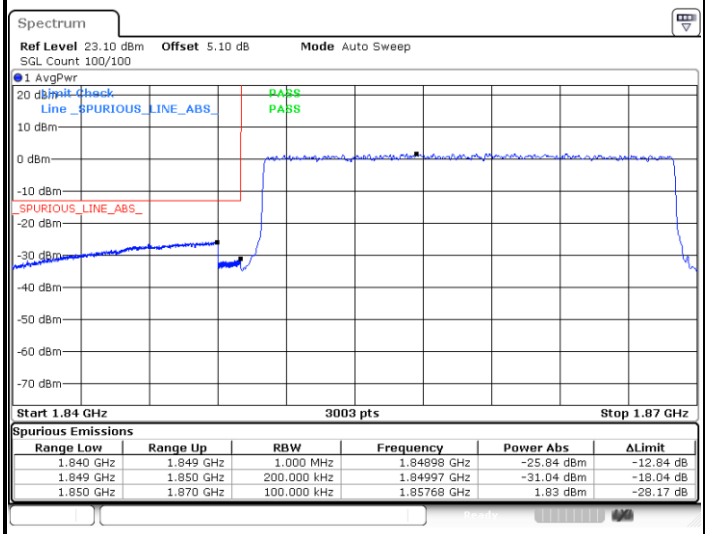

Spurious Emissions

Range Low	Range Up	RBW	Frequency	Power Abs	ΔLimit
1.840 GHz	1.849 GHz	1.000 MHz	1.84898 GHz	-25.84 dBm	-12.84 dB
1.849 GHz	1.850 GHz	200.000 kHz	1.84997 GHz	-31.04 dBm	-18.04 dB
1.850 GHz	1.870 GHz	100.000 kHz	1.85768 GHz	1.83 dBm	-28.17 dB

Date: 5.DEC.2020 23:57:46

Highest Band Edge / Full RB

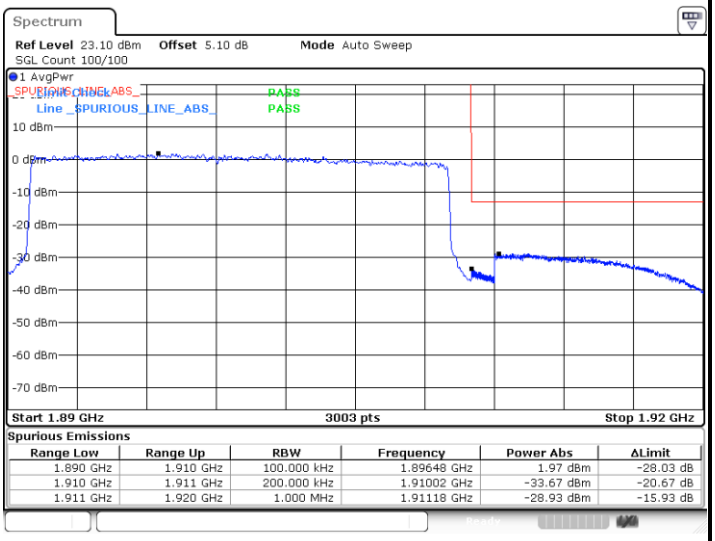

Spurious Emissions

Range Low	Range Up	RBW	Frequency	Power Abs	ΔLimit
1.890 GHz	1.910 GHz	100.000 kHz	1.89648 GHz	1.97 dBm	-28.03 dB
1.910 GHz	1.911 GHz	200.000 kHz	1.91002 GHz	-33.67 dBm	-20.67 dB
1.911 GHz	1.920 GHz	1.000 MHz	1.91118 GHz	-28.93 dBm	-15.93 dB

Date: 6.DEC.2020 00:03:25

LTE Band 2 / 20MHz / 64QAM

Lowest Band Edge / 1 RB

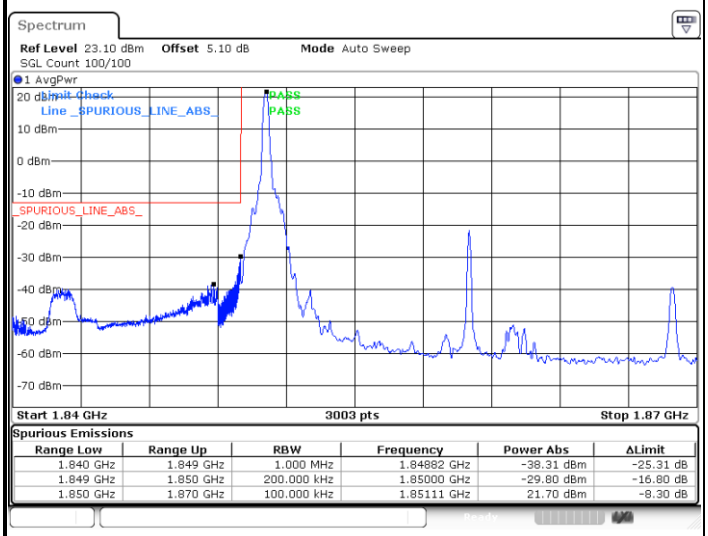

Spurious Emissions

Range Low	Range Up	RBW	Frequency	Power Abs	ΔLimit
1.840 GHz	1.849 GHz	1.000 MHz	1.84882 GHz	-38.31 dBm	-25.31 dB
1.849 GHz	1.850 GHz	200.000 kHz	1.85000 GHz	-29.80 dBm	-16.80 dB
1.850 GHz	1.870 GHz	100.000 kHz	1.85111 GHz	21.70 dBm	-8.30 dB

Date: 5.DEC.2020 23:58:22

Highest Band Edge / 1 RB

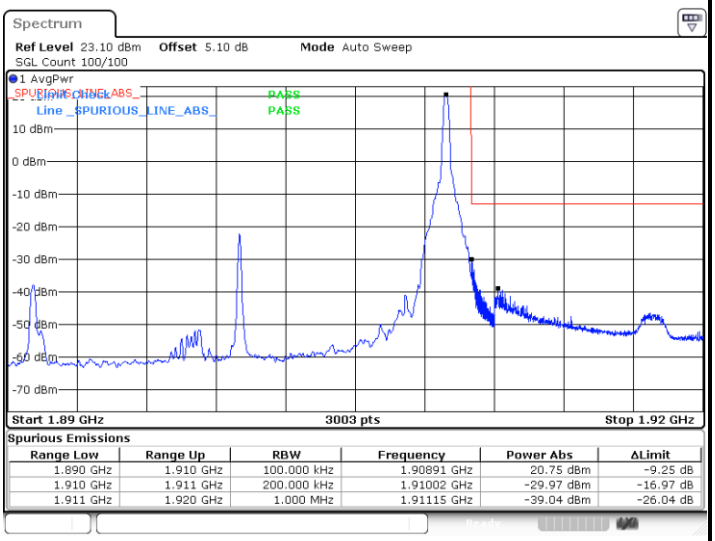

Spurious Emissions

Range Low	Range Up	RBW	Frequency	Power Abs	ΔLimit
1.890 GHz	1.910 GHz	100.000 kHz	1.90891 GHz	20.75 dBm	-9.25 dB
1.910 GHz	1.911 GHz	200.000 kHz	1.91002 GHz	-29.97 dBm	-16.97 dB
1.911 GHz	1.920 GHz	1.000 MHz	1.91115 GHz	-39.04 dBm	-26.04 dB

Date: 6.DEC.2020 00:02:53

Lowest Band Edge / Full RB

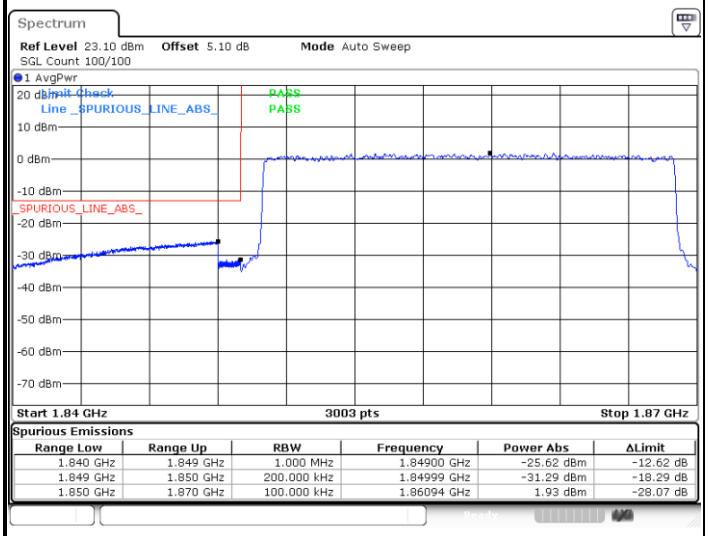

Spurious Emissions

Range Low	Range Up	RBW	Frequency	Power Abs	ΔLimit
1.840 GHz	1.849 GHz	1.000 MHz	1.84900 GHz	-25.62 dBm	-12.62 dB
1.849 GHz	1.850 GHz	200.000 kHz	1.84999 GHz	-31.29 dBm	-18.29 dB
1.850 GHz	1.870 GHz	100.000 kHz	1.86094 GHz	1.93 dBm	-28.07 dB

Date: 5.DEC.2020 23:58:03

Highest Band Edge / Full RB

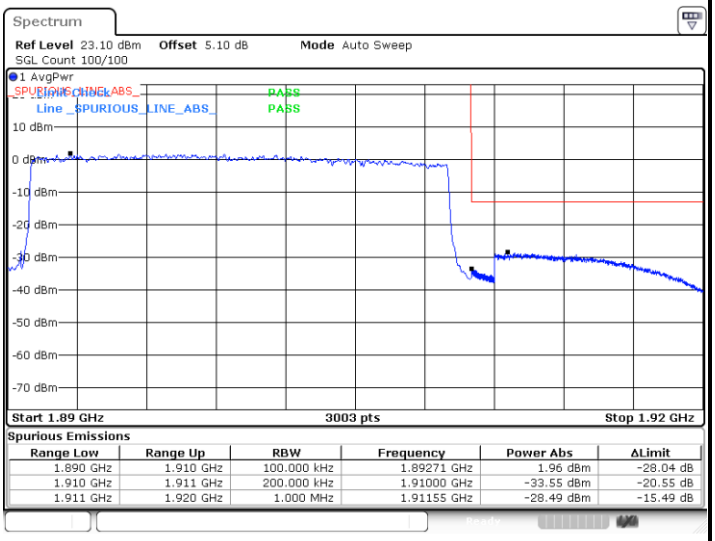

Spurious Emissions

Range Low	Range Up	RBW	Frequency	Power Abs	ΔLimit
1.890 GHz	1.910 GHz	100.000 kHz	1.89271 GHz	1.96 dBm	-28.04 dB
1.910 GHz	1.911 GHz	200.000 kHz	1.91000 GHz	-33.55 dBm	-20.55 dB
1.911 GHz	1.920 GHz	1.000 MHz	1.91155 GHz	-28.49 dBm	-15.49 dB

Date: 6.DEC.2020 00:03:12

Conducted Spurious Emission

LTE Band 2 / 1.4MHz

Lowest Channel / QPSK

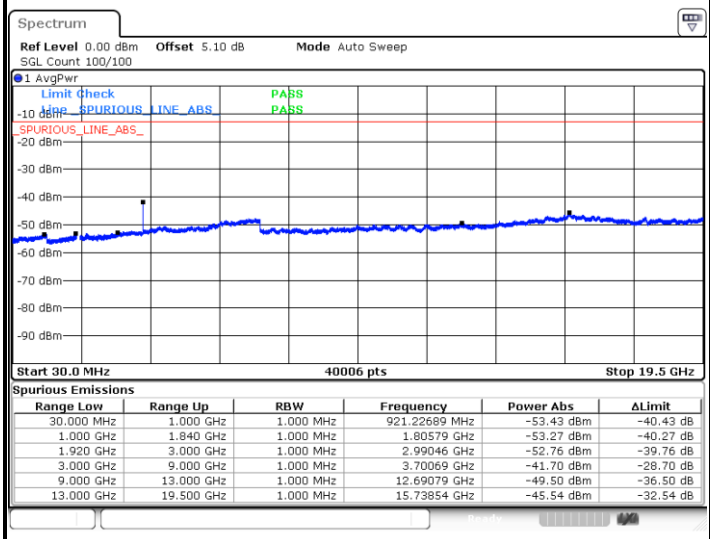

Spurious Emissions

Range Low	Range Up	RBW	Frequency	Power Abs	ΔLimit
30.000 MHz	1.000 GHz	1.000 MHz	921.22689 MHz	-53.43 dBm	-40.43 dB
1.000 GHz	1.840 GHz	1.000 MHz	1.80579 GHz	-53.27 dBm	-40.27 dB
1.920 GHz	3.000 GHz	1.000 MHz	2.99046 GHz	-52.76 dBm	-39.76 dB
3.000 GHz	9.000 GHz	1.000 MHz	3.70069 GHz	-41.70 dBm	-28.70 dB
9.000 GHz	13.000 GHz	1.000 MHz	12.69079 GHz	-49.50 dBm	-36.50 dB
13.000 GHz	19.500 GHz	1.000 MHz	15.73854 GHz	-45.54 dBm	-32.54 dB

Date: 6.DEC.2020 02:15:53

Middle Channel / QPSK

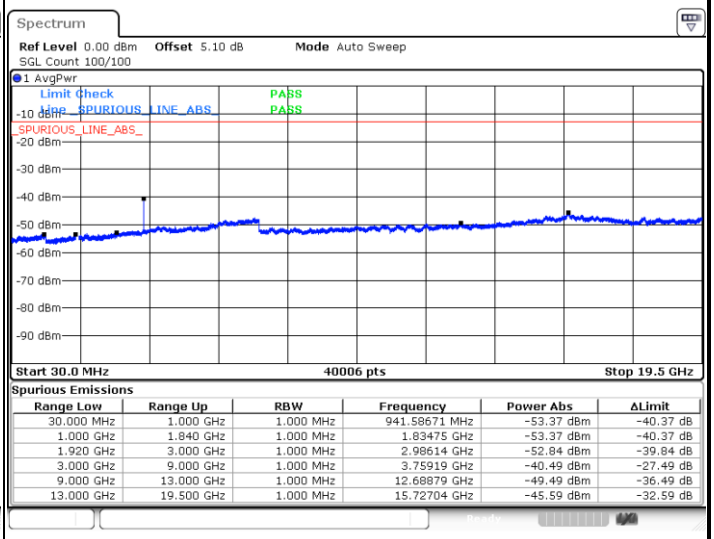

Spurious Emissions

Range Low	Range Up	RBW	Frequency	Power Abs	ΔLimit
30.000 MHz	1.000 GHz	1.000 MHz	941.58671 MHz	-53.37 dBm	-40.37 dB
1.000 GHz	1.840 GHz	1.000 MHz	1.83475 GHz	-53.37 dBm	-40.37 dB
1.920 GHz	3.000 GHz	1.000 MHz	2.98614 GHz	-52.84 dBm	-39.84 dB
3.000 GHz	9.000 GHz	1.000 MHz	3.75919 GHz	-40.49 dBm	-27.49 dB
9.000 GHz	13.000 GHz	1.000 MHz	12.68879 GHz	-49.49 dBm	-36.49 dB
13.000 GHz	19.500 GHz	1.000 MHz	15.72704 GHz	-45.59 dBm	-32.59 dB

Date: 6.DEC.2020 02:14:36

Highest Channel / QPSK

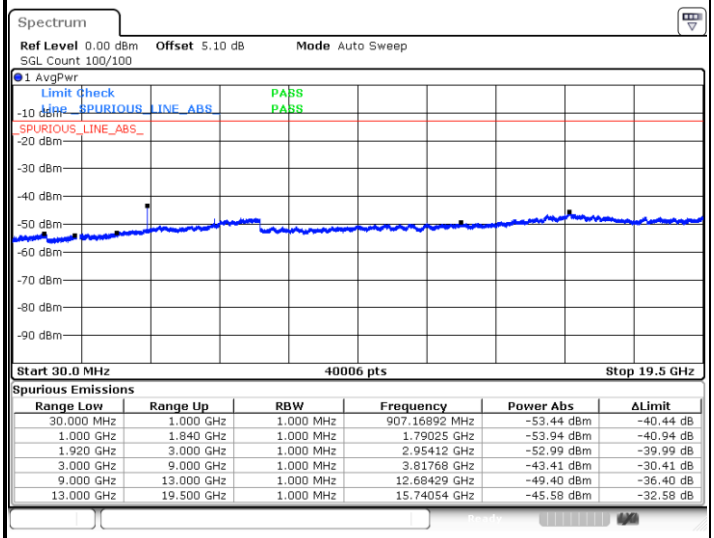

Spurious Emissions

Range Low	Range Up	RBW	Frequency	Power Abs	ΔLimit
30.000 MHz	1.000 GHz	1.000 MHz	907.16892 MHz	-53.44 dBm	-40.44 dB
1.000 GHz	1.840 GHz	1.000 MHz	1.79025 GHz	-53.94 dBm	-40.94 dB
1.920 GHz	3.000 GHz	1.000 MHz	2.95412 GHz	-52.99 dBm	-39.99 dB
3.000 GHz	9.000 GHz	1.000 MHz	3.81768 GHz	-43.41 dBm	-30.41 dB
9.000 GHz	13.000 GHz	1.000 MHz	12.68429 GHz	-49.40 dBm	-36.40 dB
13.000 GHz	19.500 GHz	1.000 MHz	15.74054 GHz	-45.58 dBm	-32.58 dB

Date: 6.DEC.2020 02:24:05

LTE Band 2 / 3MHz

Lowest Channel / QPSK

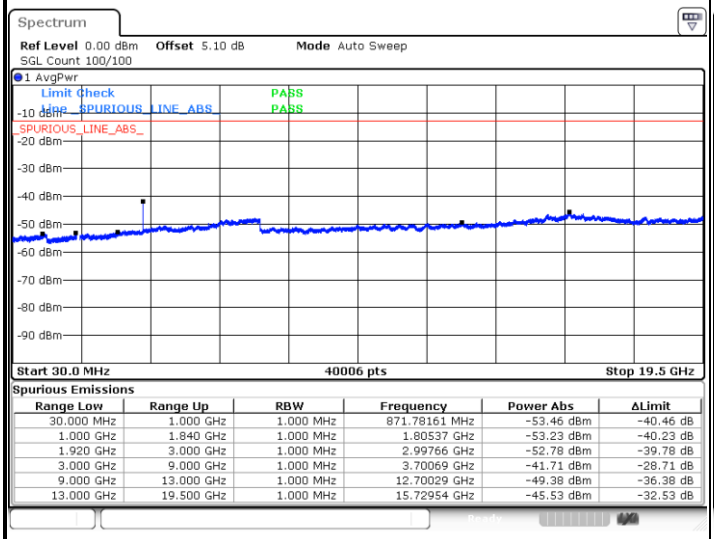

Spurious Emissions

Range Low	Range Up	RBW	Frequency	Power Abs	ΔLimit
30.000 MHz	1.000 GHz	1.000 MHz	871.78161 MHz	-53.46 dBm	-40.46 dB
1.000 GHz	1.840 GHz	1.000 MHz	1.80537 GHz	-53.23 dBm	-40.23 dB
1.920 GHz	3.000 GHz	1.000 MHz	2.99766 GHz	-52.78 dBm	-39.78 dB
3.000 GHz	9.000 GHz	1.000 MHz	3.70069 GHz	-41.71 dBm	-28.71 dB
9.000 GHz	13.000 GHz	1.000 MHz	12.70029 GHz	-49.38 dBm	-36.38 dB
13.000 GHz	19.500 GHz	1.000 MHz	15.72954 GHz	-45.53 dBm	-32.53 dB

Date: 6.DEC.2020 00:25:56

Middle Channel / QPSK

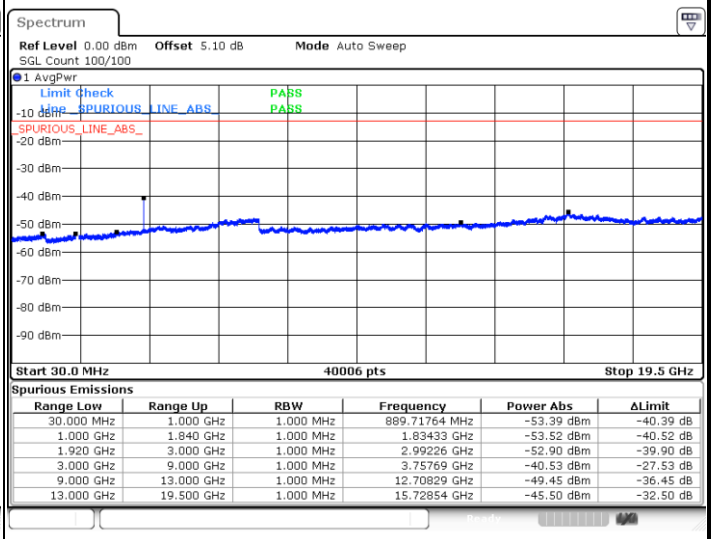

Spurious Emissions

Range Low	Range Up	RBW	Frequency	Power Abs	ΔLimit
30.000 MHz	1.000 GHz	1.000 MHz	889.71764 MHz	-53.39 dBm	-40.39 dB
1.000 GHz	1.840 GHz	1.000 MHz	1.83433 GHz	-53.52 dBm	-40.52 dB
1.920 GHz	3.000 GHz	1.000 MHz	2.99226 GHz	-52.90 dBm	-39.90 dB
3.000 GHz	9.000 GHz	1.000 MHz	3.75769 GHz	-40.53 dBm	-27.53 dB
9.000 GHz	13.000 GHz	1.000 MHz	12.70829 GHz	-49.45 dBm	-36.45 dB
13.000 GHz	19.500 GHz	1.000 MHz	15.72854 GHz	-45.50 dBm	-32.50 dB

Date: 6.DEC.2020 00:25:12

Highest Channel / QPSK

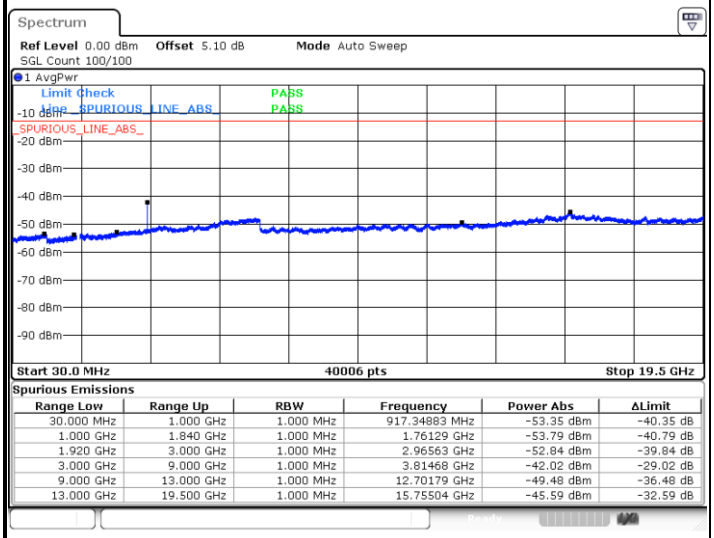

Spurious Emissions

Range Low	Range Up	RBW	Frequency	Power Abs	ΔLimit
30.000 MHz	1.000 GHz	1.000 MHz	917.34883 MHz	-53.35 dBm	-40.35 dB
1.000 GHz	1.840 GHz	1.000 MHz	1.76129 GHz	-53.79 dBm	-40.79 dB
1.920 GHz	3.000 GHz	1.000 MHz	2.96563 GHz	-52.84 dBm	-39.84 dB
3.000 GHz	9.000 GHz	1.000 MHz	3.81468 GHz	-42.02 dBm	-29.02 dB
9.000 GHz	13.000 GHz	1.000 MHz	12.70179 GHz	-49.48 dBm	-36.48 dB
13.000 GHz	19.500 GHz	1.000 MHz	15.75504 GHz	-45.59 dBm	-32.59 dB

Date: 6.DEC.2020 00:30:55