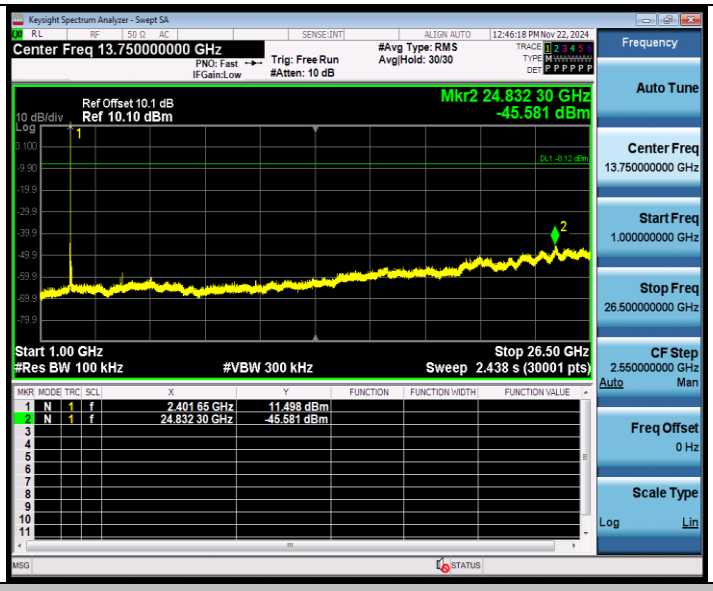

DH5_Ant1_2441_0~Reference

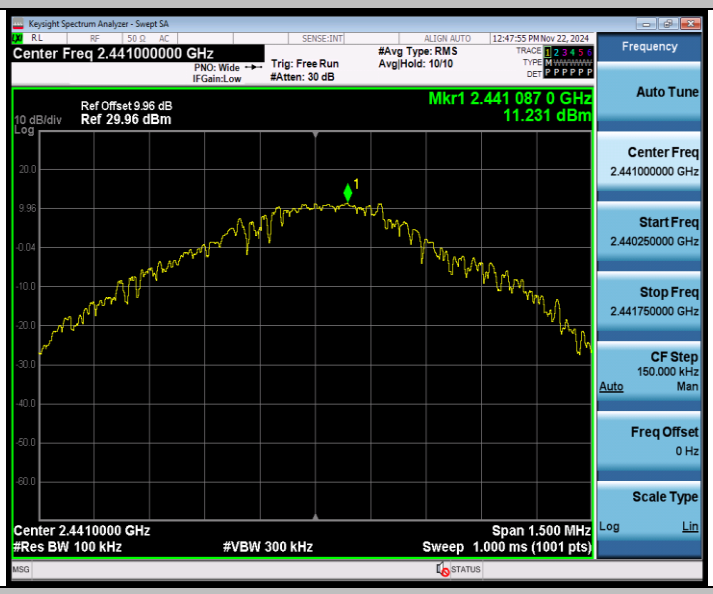

DH5_Ant1_2441_30~1000

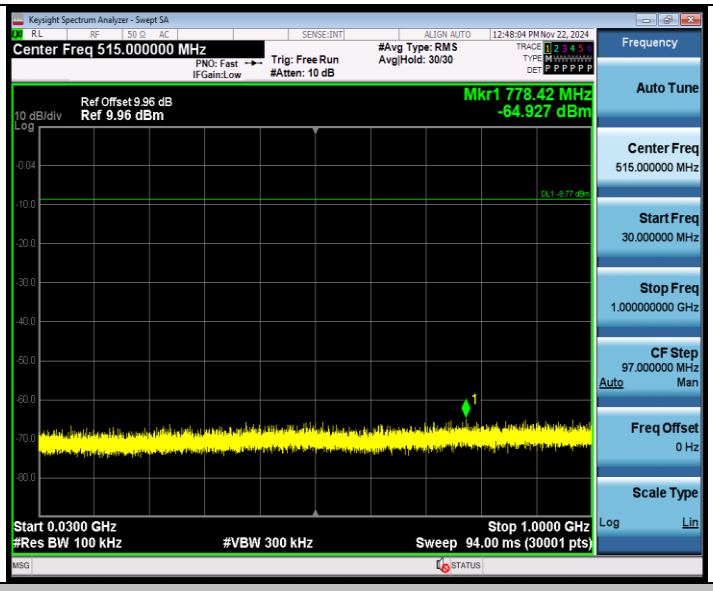

DH5_Ant1_2441_1000~26500

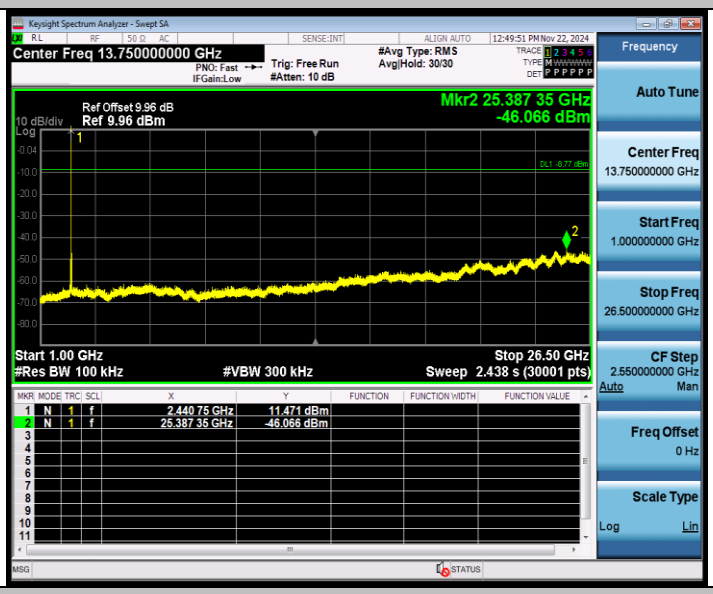

DH5_Ant1_2480_0~Reference

DH5_Ant1_2480_30~1000

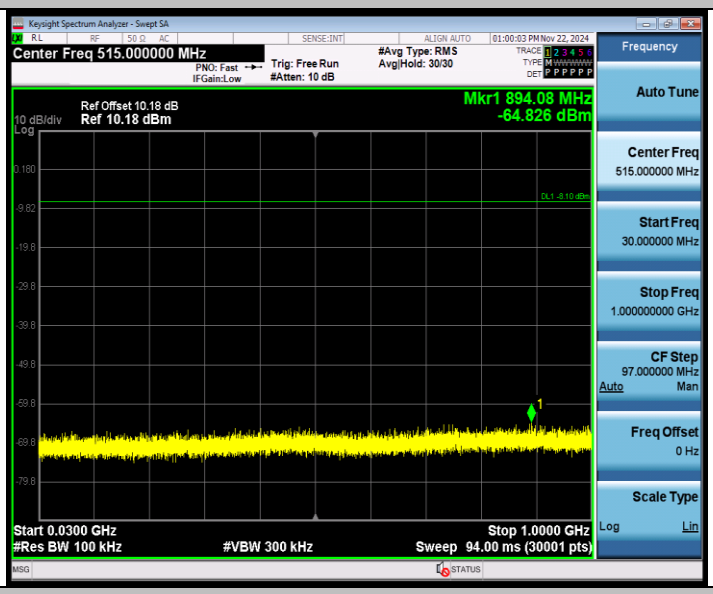

DH5_Ant1_2480_1000~26500

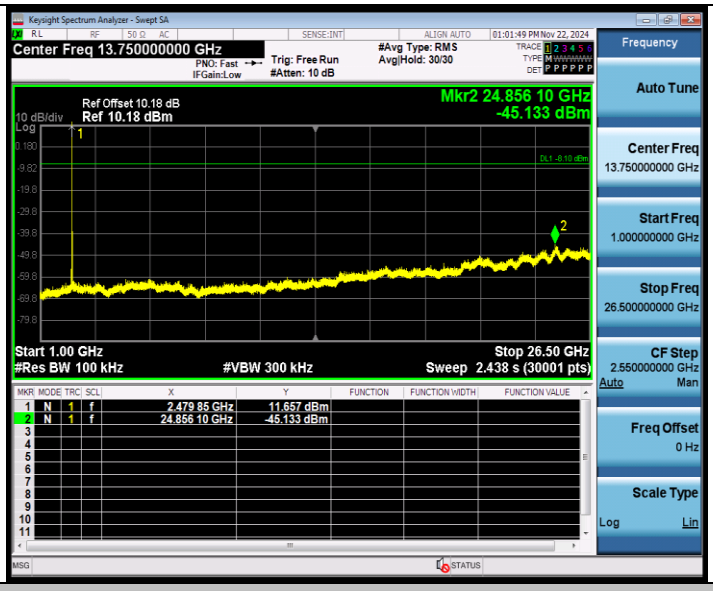

2DH5_Ant1_2402_0~Reference

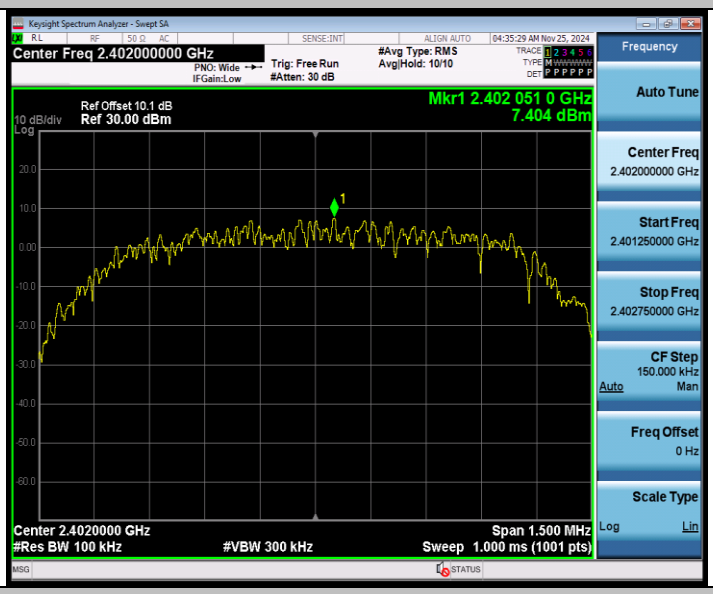

2DH5_Ant1_2402_30~1000

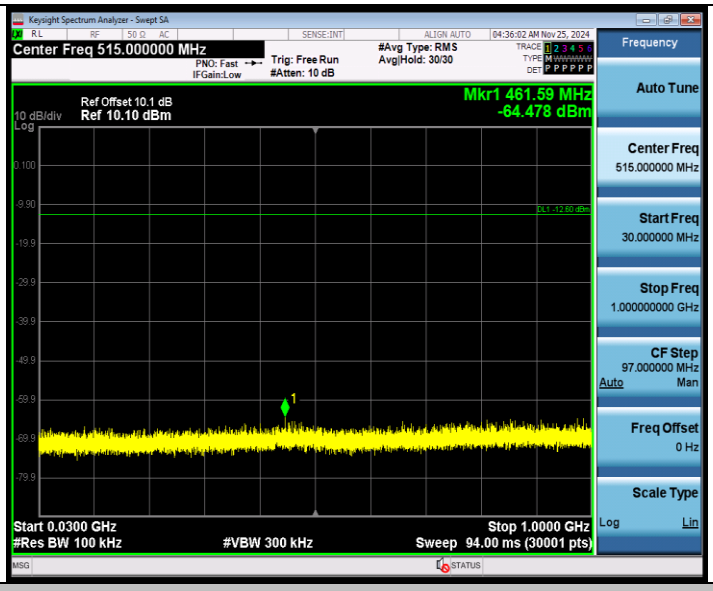

2DH5_Ant1_2402_1000~26500

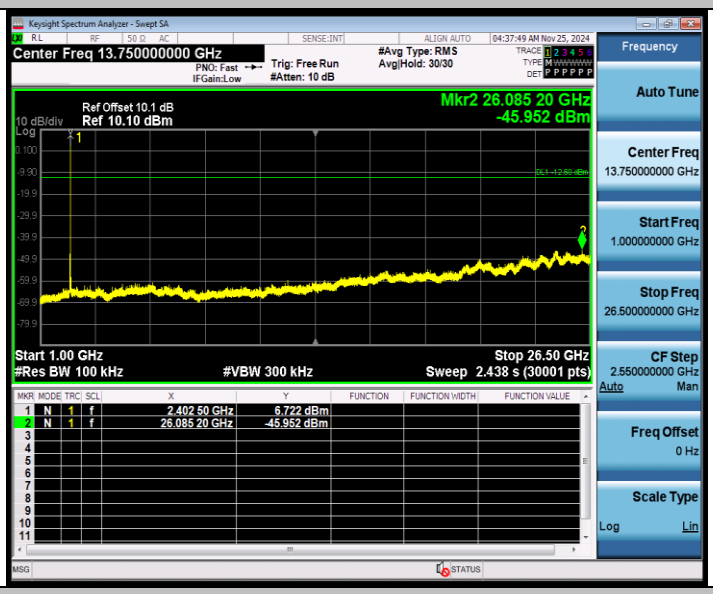

2DH5_Ant1_2441_0~Reference

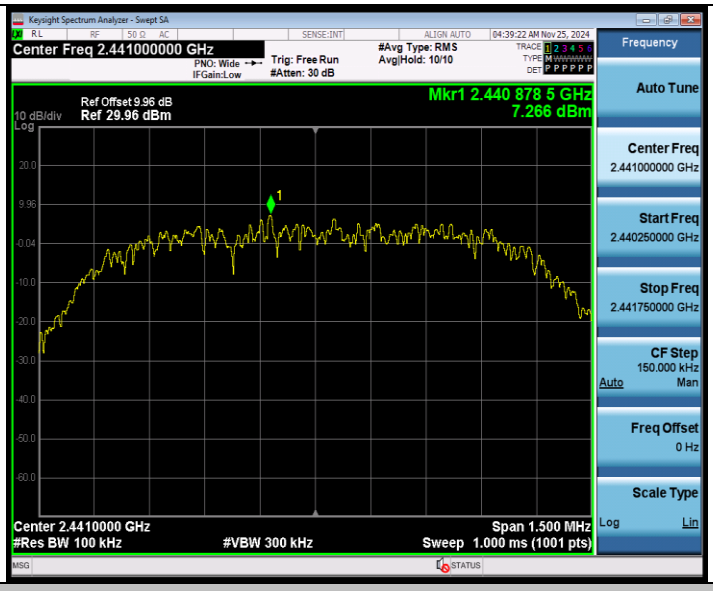

2DH5_Ant1_2441_30~1000

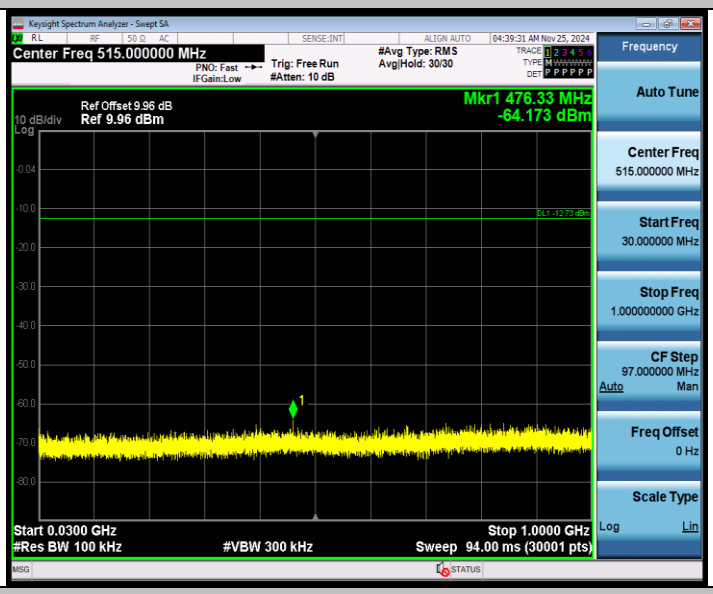

2DH5_Ant1_2441_1000~26500

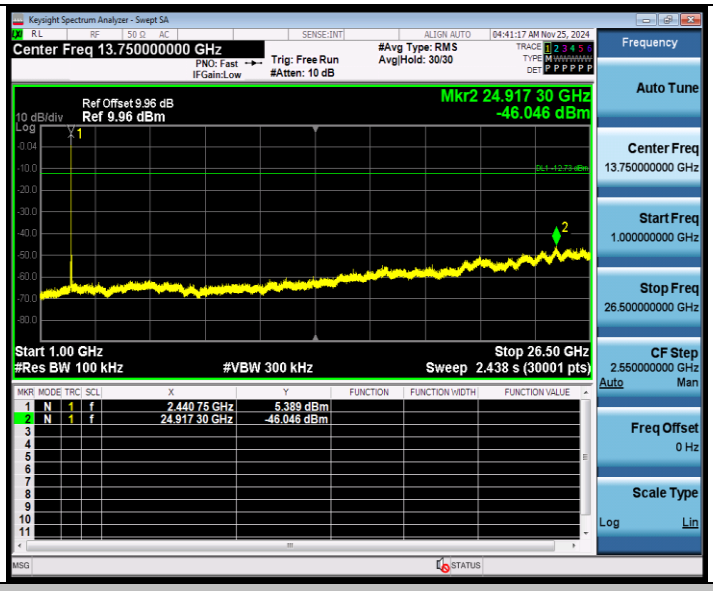

2DH5_Ant1_2480_0~Reference

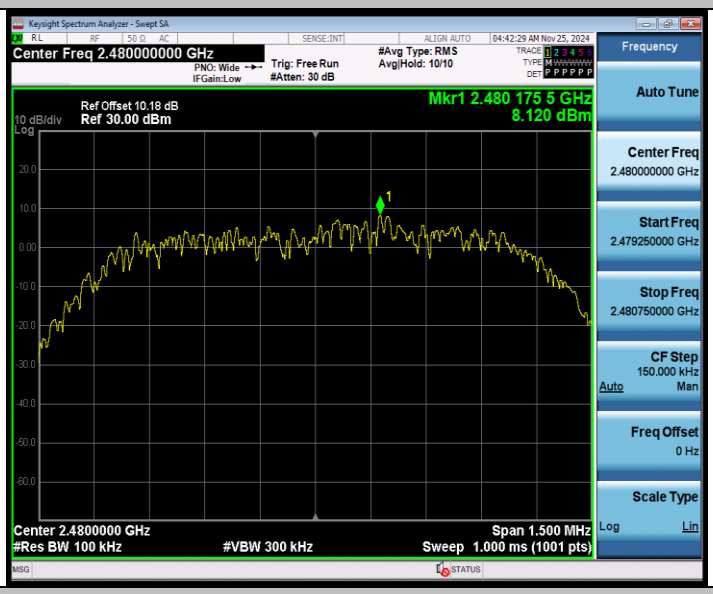

2DH5_Ant1_2480_30~1000

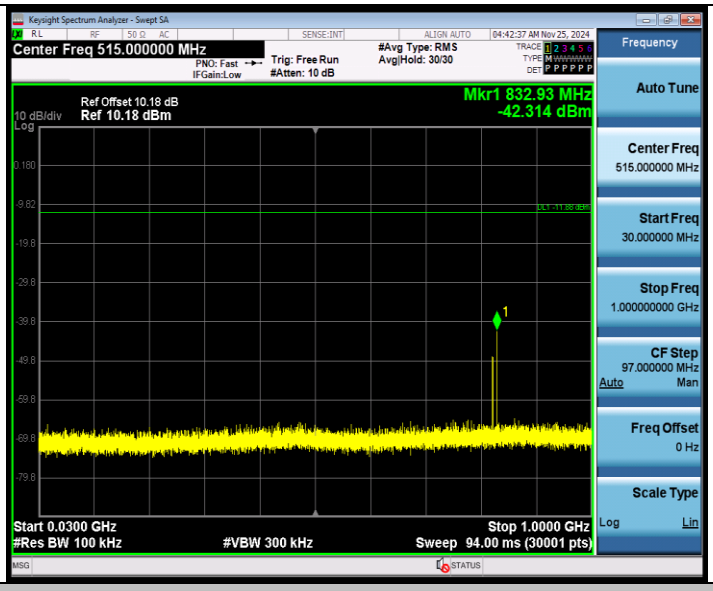

2DH5_Ant1_2480_1000~26500

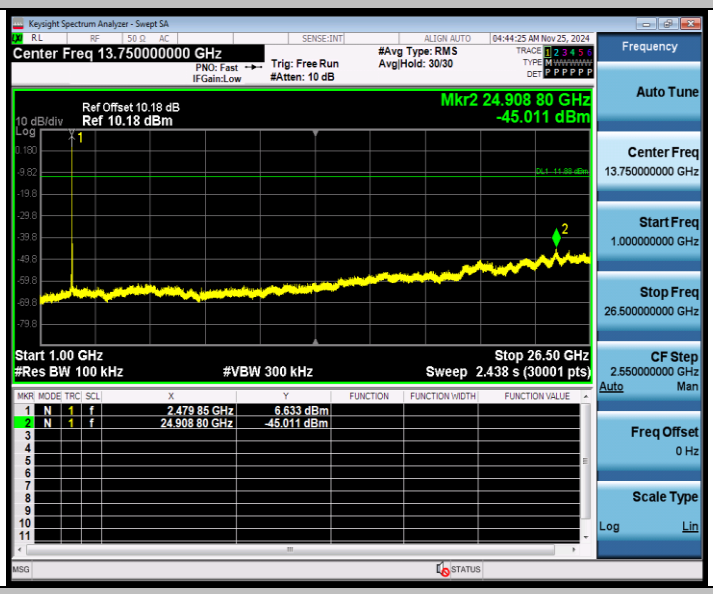

3DH5_Ant1_2402_0~Reference

3DH5_Ant1_2402_30~1000

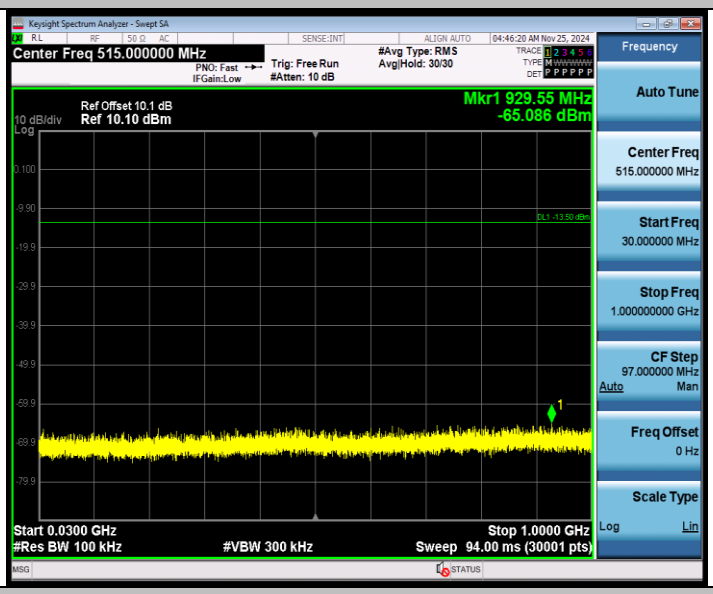

3DH5_Ant1_2402_1000~26500

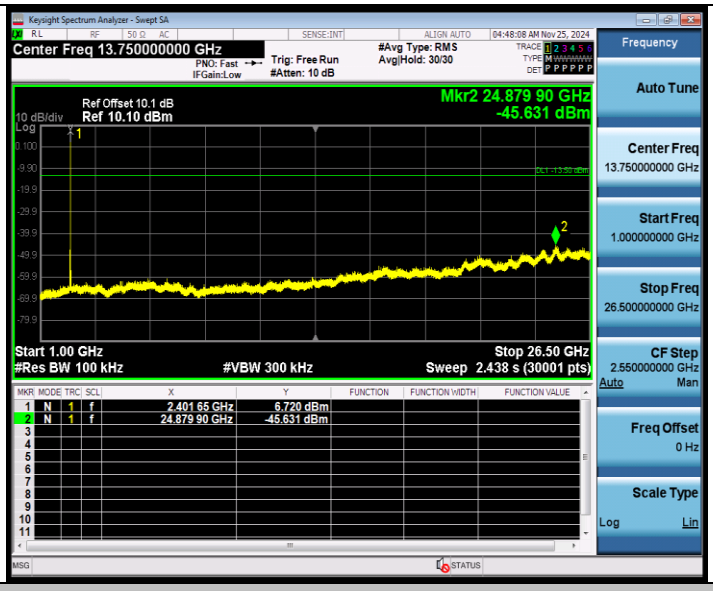

3DH5_Ant1_2441_0~Reference

3DH5_Ant1_2441_30~1000

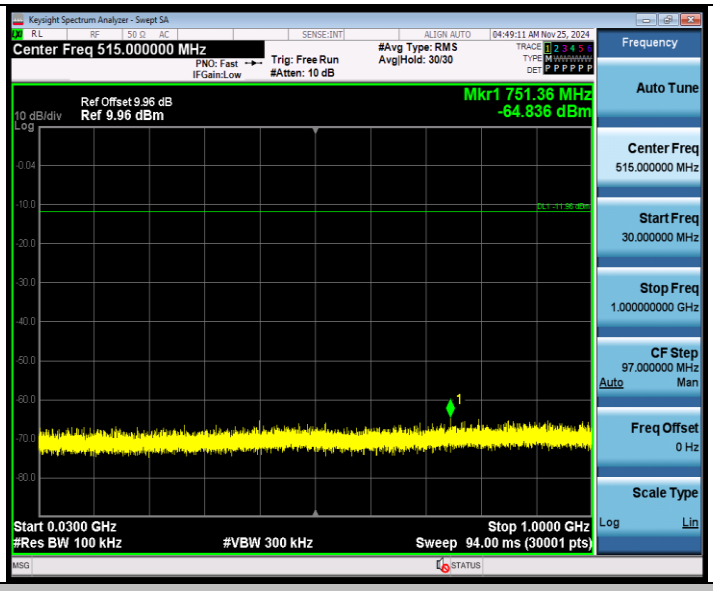

3DH5_Ant1_2441_1000~26500

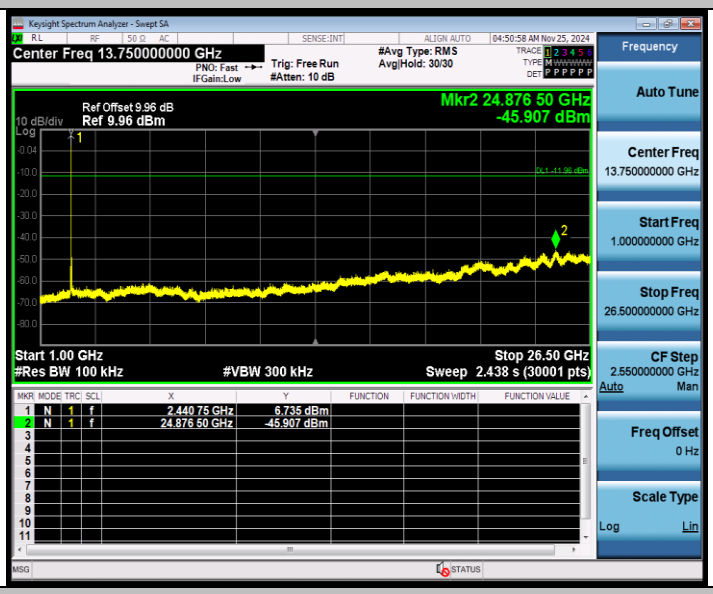

3DH5_Ant1_2480_0~Reference

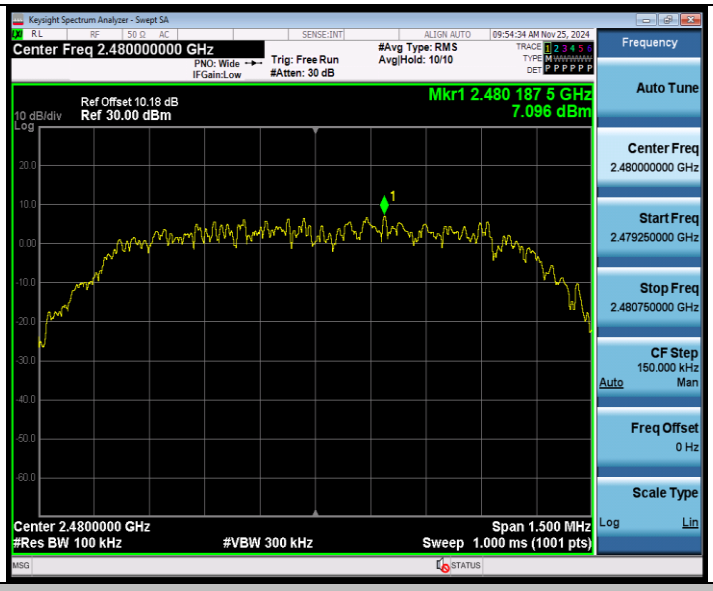

3DH5_Ant1_2480_30~1000

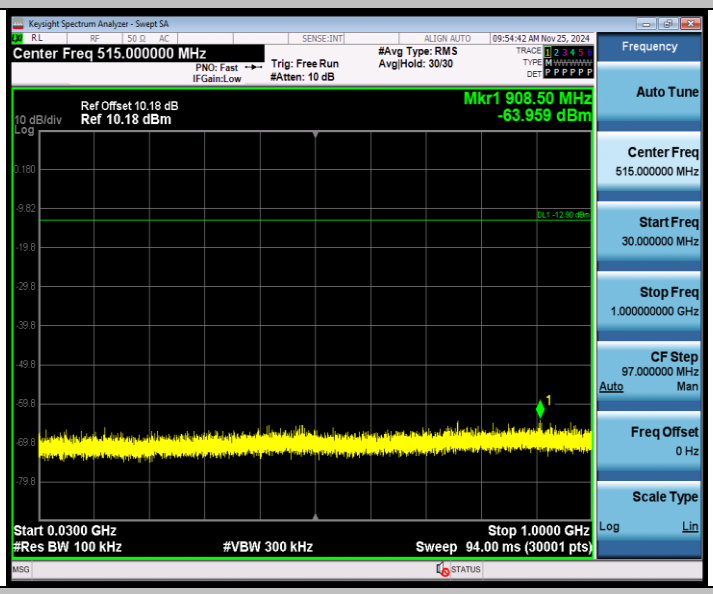

3DH5_Ant1_2480_1000~26500

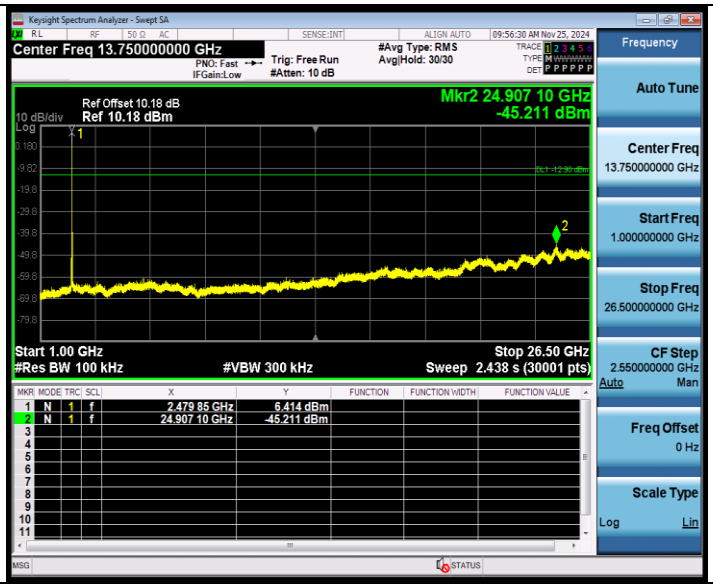
Keysight Spectrum Analyzer - Swept SA
Center Freq 13.750000000 GHz
PNO: Fast
IFGain:Low
Trig: Free Run
#Atten: 10 dB
#Avg Type: RMS
Avg|Hold: 30/30
09:56:30 AM Nov 25, 2024
Ref Offset 10.18 dB
10 dB/div
Ref 10.18 dBm
Mkr2 24.907 10 GHz
-45.211 dBm
Start 1.00 GHz
#Res BW 100 kHz
#VBW 300 kHz
Stop 26.50 GHz
Sweep 2.438 s (30001 pts)
1 N 1 f 2.479 85 GHz 6.414 dBm
2 N 1 f 24.907 10 GHz -45.211 dBm
Frequency
Auto Tune
Center Freq
13.750000000 GHz
Start Freq
1.000000000 GHz
Stop Freq
26.500000000 GHz
CF Step
2.550000000 GHz
Auto
Man
Freq Offset
0 Hz
Scale Type
Log
Lin

DUTY CYCLE

TEST RESULT

TestMode	Antenna	Frequency[MHz]	ON Time [ms]	Period [ms]	Duty Cycle [%]	Duty Cycle Factor[dB]
DH5	Ant1	2402	2.88	3.74	77.01	1.13
		2441	2.88	3.74	77.01	1.13
		2480	2.88	3.74	77.01	1.13
2DH5	Ant1	2402	2.88	3.74	77.01	1.13
		2441	2.88	3.74	77.01	1.13
		2480	2.88	3.74	77.01	1.13
3DH5	Ant1	2402	2.88	3.74	77.01	1.13
		2441	2.88	3.74	77.01	1.13
		2480	2.88	3.74	77.01	1.13

TEST GRAPHS

DH5_Ant1_2402

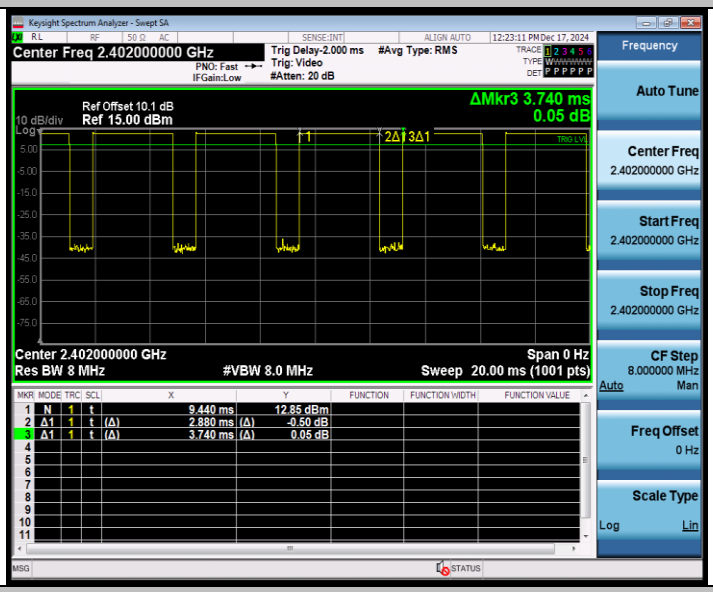

DH5_Ant1_2441

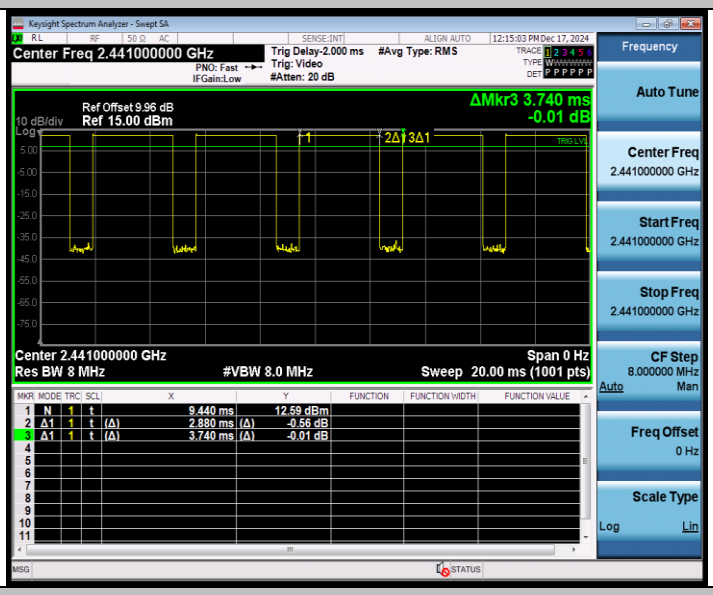

DH5_Ant1_2480

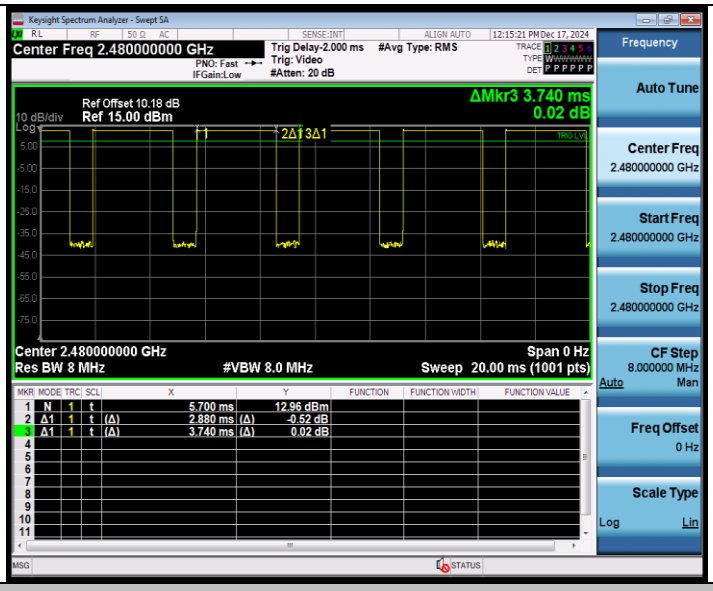

2DH5_Ant1_2402

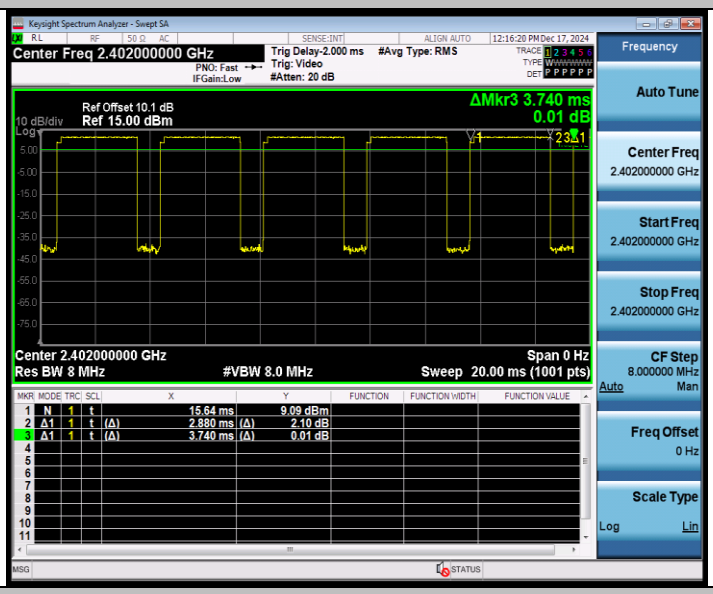

2DH5_Ant1_2441

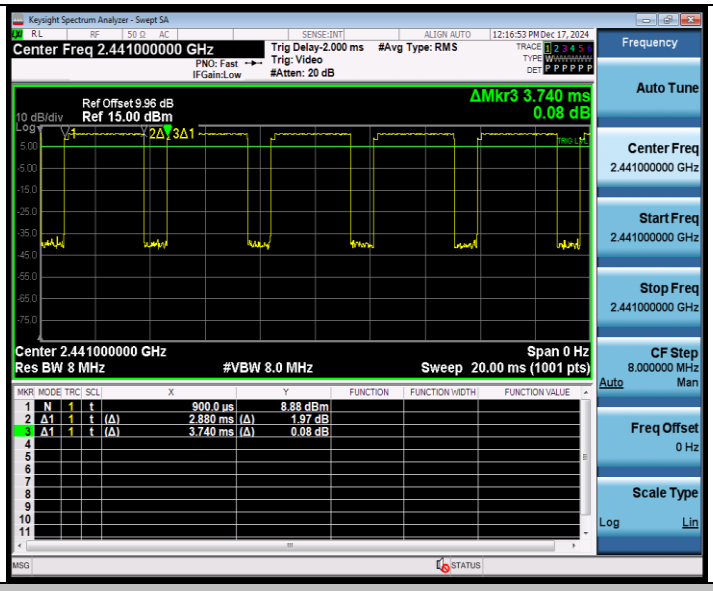

2DH5_Ant1_2480

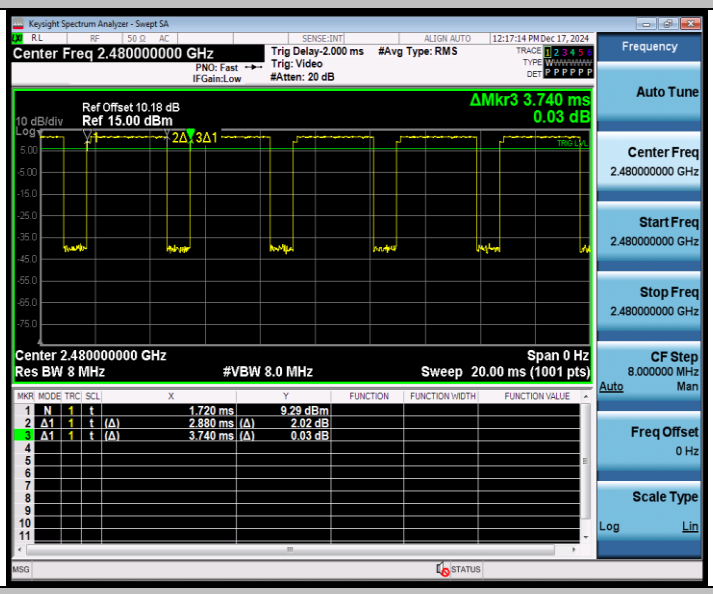

3DH5_Ant1_2402

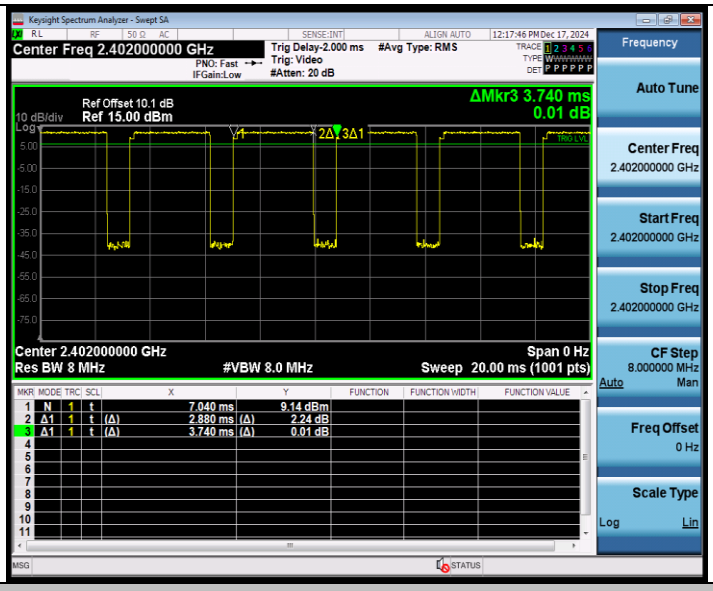

3DH5_Ant1_2441

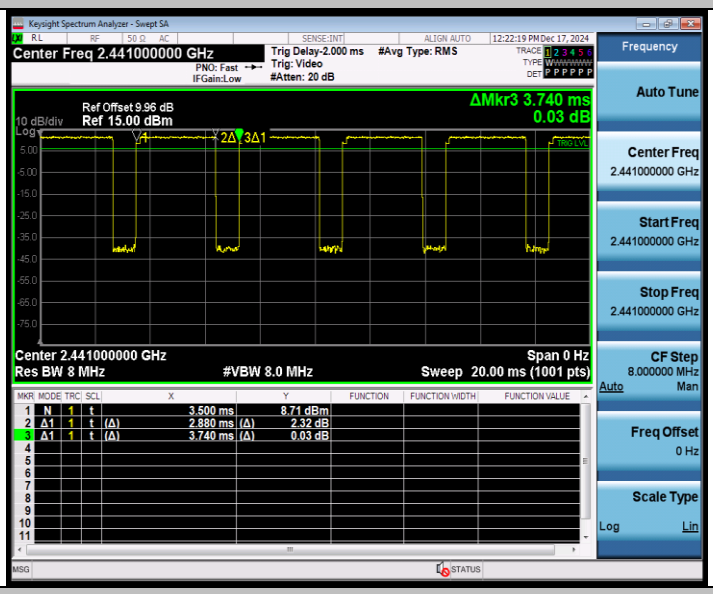

3DH5_Ant1_2480

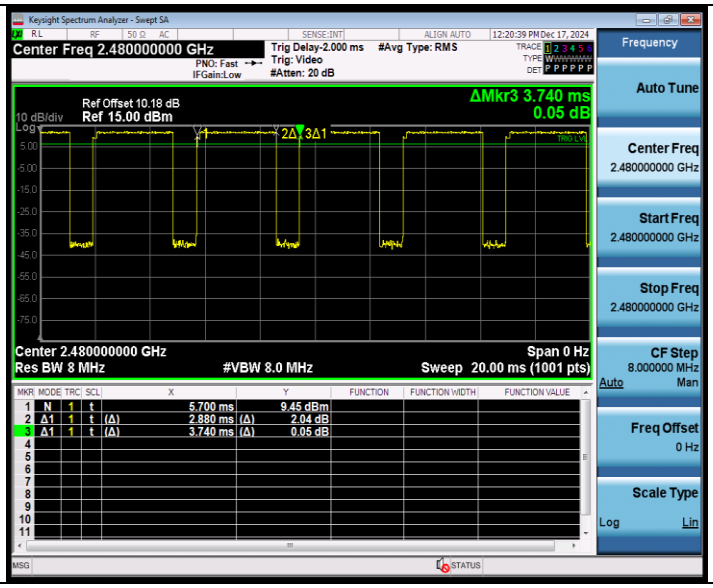
Keysight Spectrum Analyzer - Swept SA
Center Freq 2.480000000 GHz
Trig Delay-2.000 ms
#Avg Type: RMS
Trig: Video
#Atten: 20 dB
PNO: Fast
IFGain:Low
12:20:39 PM Dec 17, 2024
Ref Offset 10.18 dB
10 dB/div
Ref 15.00 dBm
ΔMkr3 3.740 ms
0.05 dB
Center 2.480000000 GHz
Span 0 Hz
Res BW 8 MHz
#VBW 8.0 MHz
Sweep 20.00 ms (1001 pts)
1 N 1 t 5.700 ms 9.45 dBm
2 Δ1 1 t (Δ) 2.880 ms (Δ) 2.04 dB
3 Δ1 1 t (Δ) 3.740 ms (Δ) 0.05 dB
Frequency
Auto Tune
Center Freq
2.480000000 GHz
Start Freq
2.480000000 GHz
Stop Freq
2.480000000 GHz
CF Step
8.000000 MHz
Auto
Man
Freq Offset
0 Hz
Scale Type
Log
Lin

LEFT

20DB EMISSION BANDWIDTH

TEST RESULT

TestMode	Antenna	Frequency[MHz]	20db EBW[MHz]	FL[MHz]	FH[MHz]	Limit[MHz]	Verdict
DH5	Ant1	2402	0.936	2401.556	2402.492	---	---
		2441	0.954	2440.547	2441.501	---	---
		2480	0.951	2479.547	2480.498	---	---
2DH5	Ant1	2402	1.326	2401.340	2402.666	---	---
		2441	1.326	2440.343	2441.669	---	---
		2480	1.341	2479.334	2480.675	---	---
3DH5	Ant1	2402	1.311	2401.355	2402.666	---	---
		2441	1.350	2440.331	2441.681	---	---
		2480	1.329	2479.343	2480.672	---	---

TEST GRAPHS

DH5_Ant1_2402

DH5_Ant1_2441

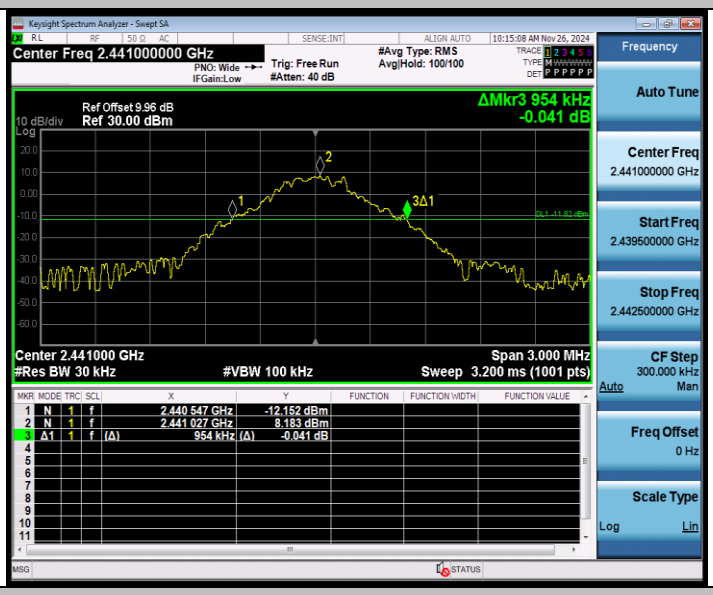

DH5_Ant1_2480

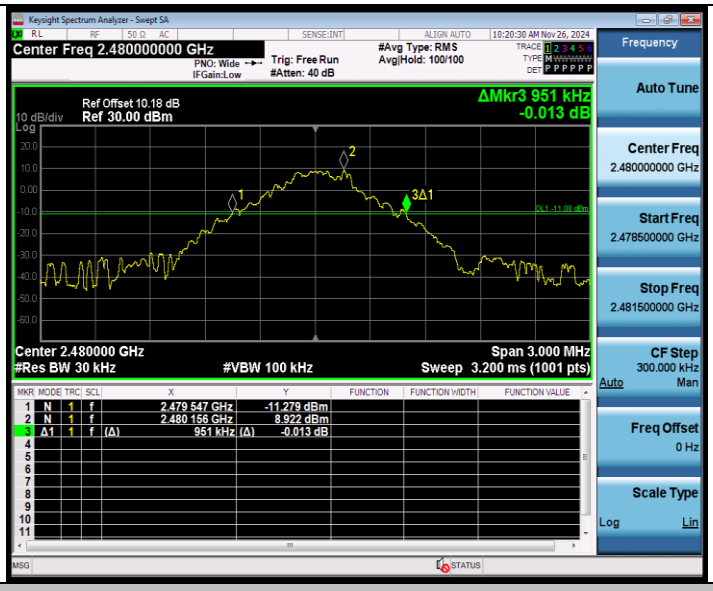

2DH5_Ant1_2402

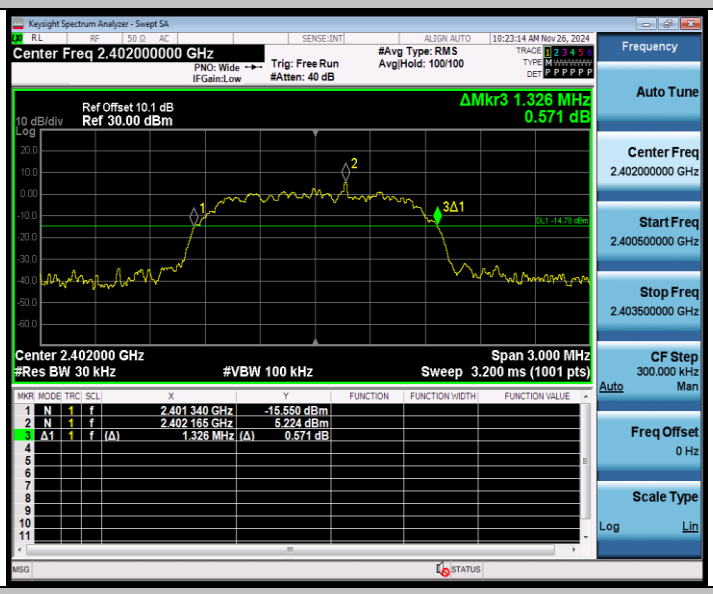

2DH5_Ant1_2441

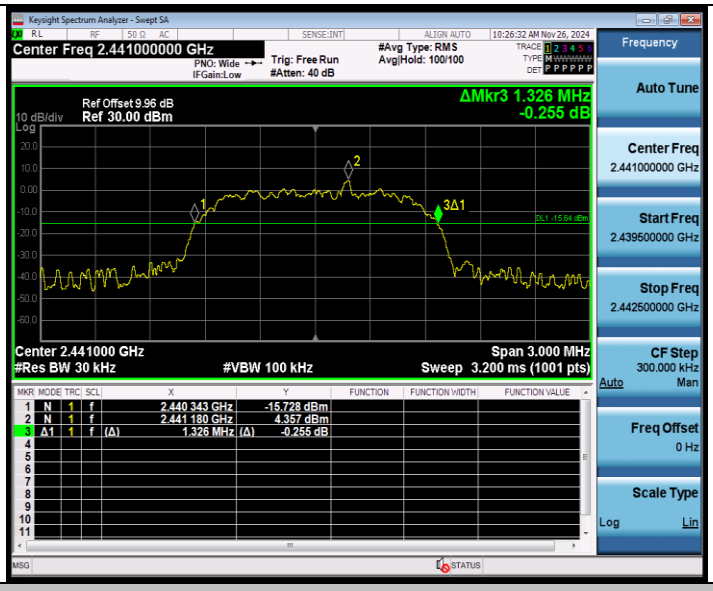

2DH5_Ant1_2480

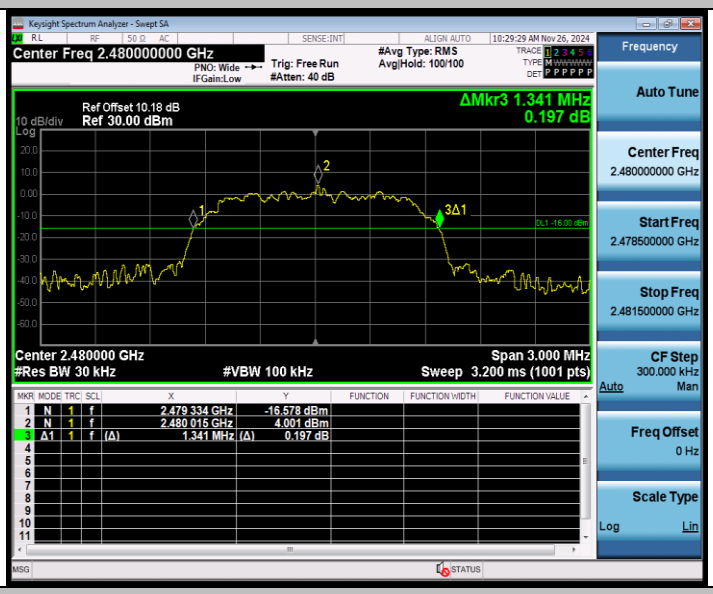

3DH5_Ant1_2402

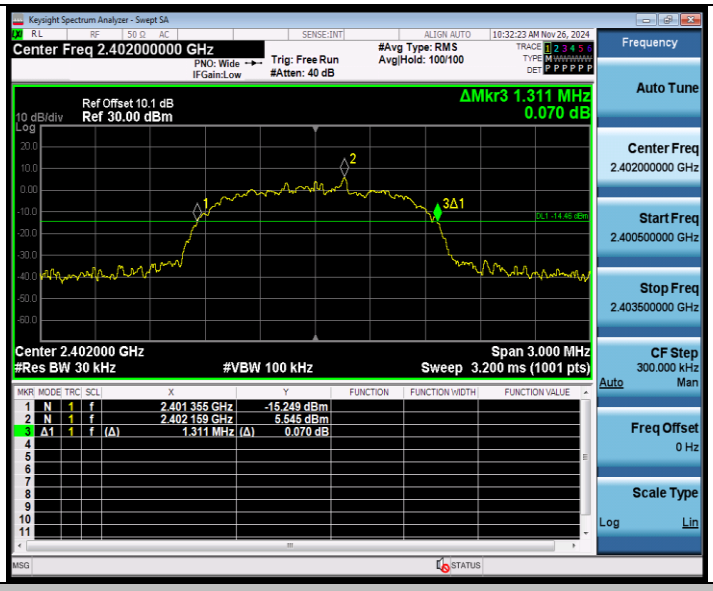

3DH5_Ant1_2441

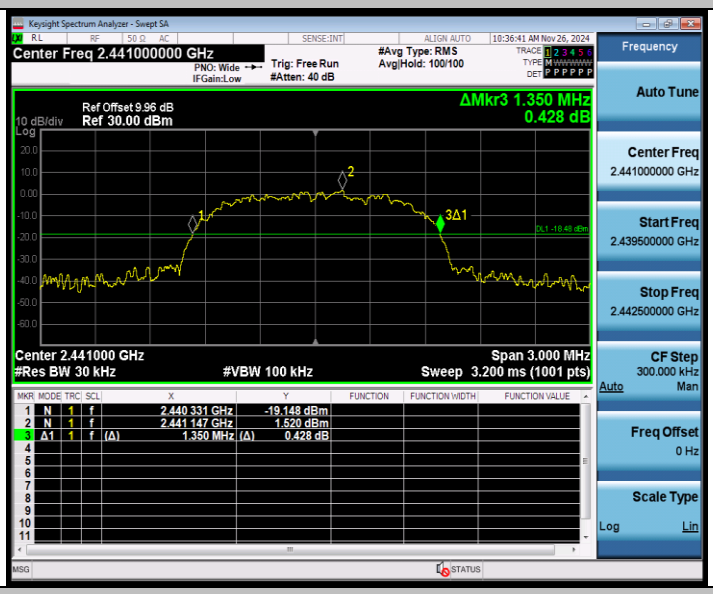

3DH5_Ant1_2480

Keysight Spectrum Analyzer - Swept SA
Center Freq 2.480000000 GHz
PNO: Wide
IFGain:Low
Trig: Free Run
#Atten: 40 dB
#Avg Type: RMS
Avg|Hold: 100/100
10:39:39 AM Nov 26, 2024
Ref Offset 10.18 dB
10 dB/div
Ref 30.00 dBm
Log
ΔMkr3 1.329 MHz
-0.485 dB
Center 2.480000 GHz
#Res BW 30 kHz
#VBW 100 kHz
Span 3.000 MHz
Sweep 3.200 ms (1001 pts)
1 N 1 f 2.479 343 GHz -16.109 dBm
2 N 1 f 2.480 018 GHz 3.953 dBm
3 Δ1 1 f (Δ) 1.329 MHz (Δ) -0.485 dB
Frequency
Auto Tune
Center Freq
2.480000000 GHz
Start Freq
2.478500000 GHz
Stop Freq
2.481500000 GHz
CF Step
300.000 kHz
Auto
Man
Freq Offset
0 Hz
Scale Type
Log
Lin

OCCUPIED CHANNEL BANDWIDTH

TEST RESULT

TestMode	Antenna	Frequency[MHz]	OCB [MHz]	FL[MHz]	FH[MHz]	Limit[MHz]	Verdict
DH5	Ant1	2402	0.87720	2401.5750	2402.4522	---	---
		2441	0.86656	2440.5777	2441.4442	---	---
		2480	0.84702	2479.5860	2480.4330	---	---
2DH5	Ant1	2402	1.1903	2401.4117	2402.6020	---	---
		2441	1.2044	2440.4066	2441.6110	---	---
		2480	1.2016	2479.4088	2480.6104	---	---
3DH5	Ant1	2402	1.1977	2401.4090	2402.6067	---	---
		2441	1.1943	2440.4123	2441.6066	---	---
		2480	1.2041	2479.4030	2480.6071	---	---

TEST GRAPHS

DH5_Ant1_2402

DH5_Ant1_2441

DH5_Ant1_2480

2DH5_Ant1_2402

2DH5_Ant1_2441

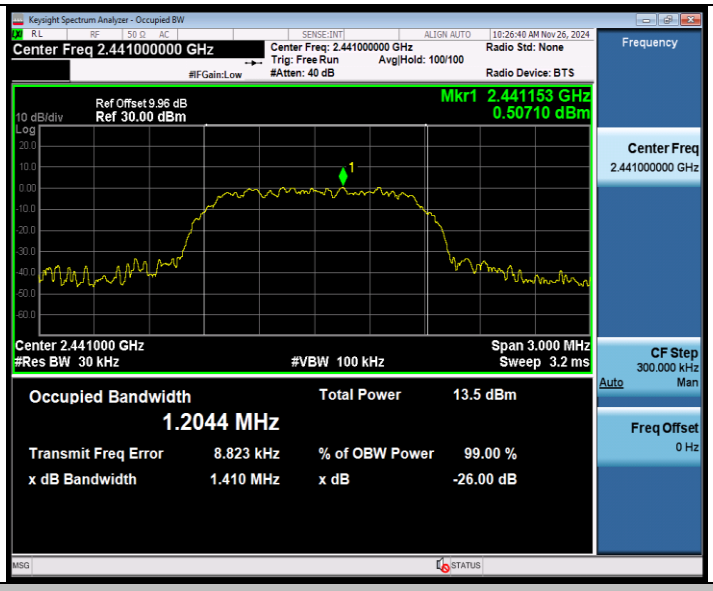

2DH5_Ant1_2480

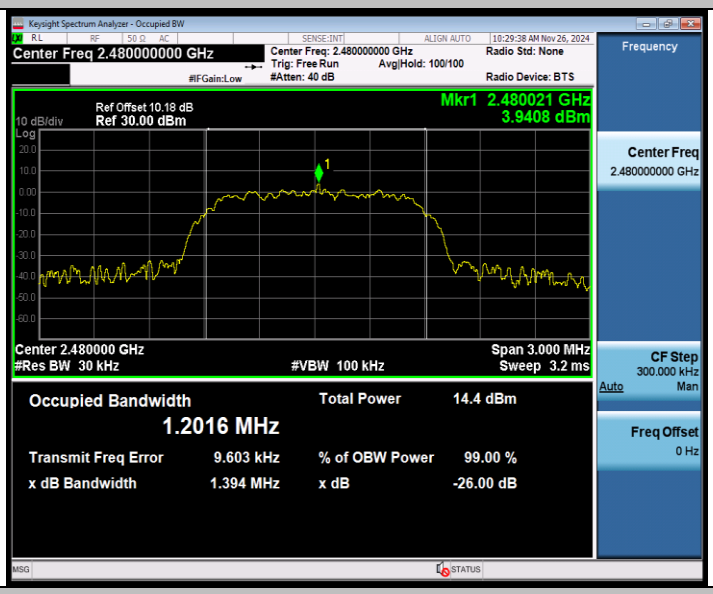

3DH5_Ant1_2402

3DH5_Ant1_2441

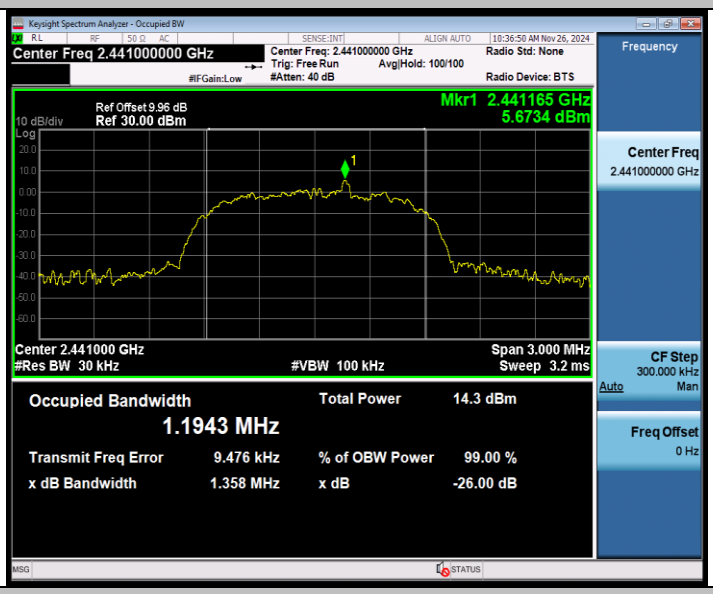

3DH5_Ant1_2480

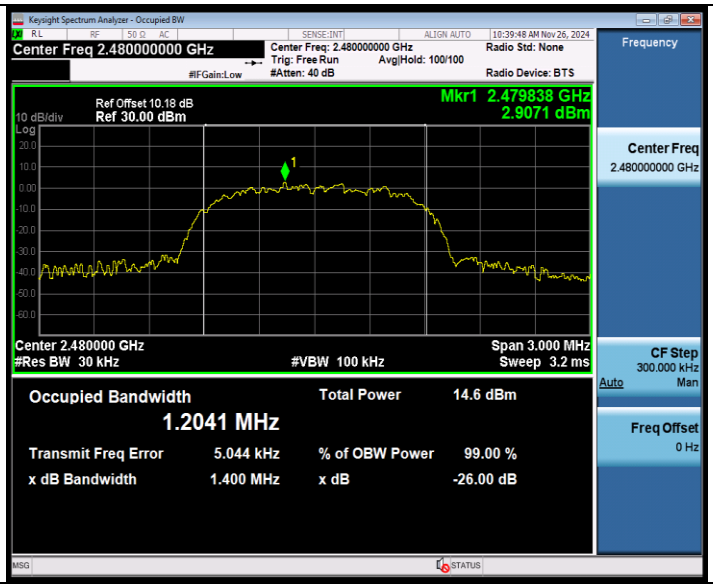
Keysight Spectrum Analyzer - Occupied BW
Center Freq 2.480000000 GHz
Center Freq: 2.480000000 GHz
Trig: Free Run
Avg|Hold: 100/100
#Atten: 40 dB
Radio Std: None
Radio Device: BTS
10:39:48 AM Nov 26, 2024
Frequency
Ref Offset 10.18 dB
10 dB/div
Ref 30.00 dBm
Log
Mkr1 2.479838 GHz
2.9071 dBm
Center Freq
2.480000000 GHz
Center 2.480000 GHz
#Res BW 30 kHz
#VBW 100 kHz
Span 3.000 MHz
Sweep 3.2 ms
CF Step
300.000 kHz
Auto
Man
Occupied Bandwidth
1.2041 MHz
Total Power 14.6 dBm
Transmit Freq Error 5.044 kHz
% of OBW Power 99.00 %
x dB Bandwidth 1.400 MHz
x dB -26.00 dB
Freq Offset
0 Hz
MSG
STATUS

MAXIMUM CONDUCTED OUTPUT POWER

TEST RESULT

TestMode	Antenna	Frequency [MHz]	Average power [dBm]	Peak Power [dBm]	Peak power [mw]	Conducted Limit [dBm]	EIRP [dBm]	EIRP [mw]	EIRP Limit [dBm]	Verdict	Power Setting
DH5	Ant1	2402	11.72	12.28	16.90	≤20.97	5.22	3.33	≤36.00	PASS	Defult
		2441	11.6	12.37	17.26	≤20.97	5.31	3.40	≤36.00	PASS	Defult
		2480	11.54	12.41	17.42	≤20.97	5.35	3.43	≤36.00	PASS	Defult
2DH5	Ant1	2402	8.82	11.34	13.61	≤20.97	4.28	2.68	≤36.00	PASS	Defult
		2441	8.96	11.44	13.93	≤20.97	4.38	2.74	≤36.00	PASS	Defult
		2480	8.73	11.56	14.32	≤20.97	4.50	2.82	≤36.00	PASS	Defult
3DH5	Ant1	2402	8.83	11.83	15.24	≤20.97	4.77	3.00	≤36.00	PASS	Defult
		2441	8.94	11.93	15.60	≤20.97	4.87	3.07	≤36.00	PASS	Defult
		2480	9.07	12.04	16.00	≤20.97	4.98	3.15	≤36.00	PASS	Defult
Note:EIRP=Peak Power+Gain											

CARRIER FREQUENCY SEPARATION

TEST RESULT

TestMode	Antenna	Frequency[MHz]	Result[MHz]	Limit[MHz]	Verdict
DH5	Ant1	Hop	1.156	≥0.636	PASS
2DH5	Ant1	Hop	1.01	≥0.894	PASS
3DH5	Ant1	Hop	1.028	≥0.900	PASS

TEST GRAPHS

DH5_Ant1_Hop

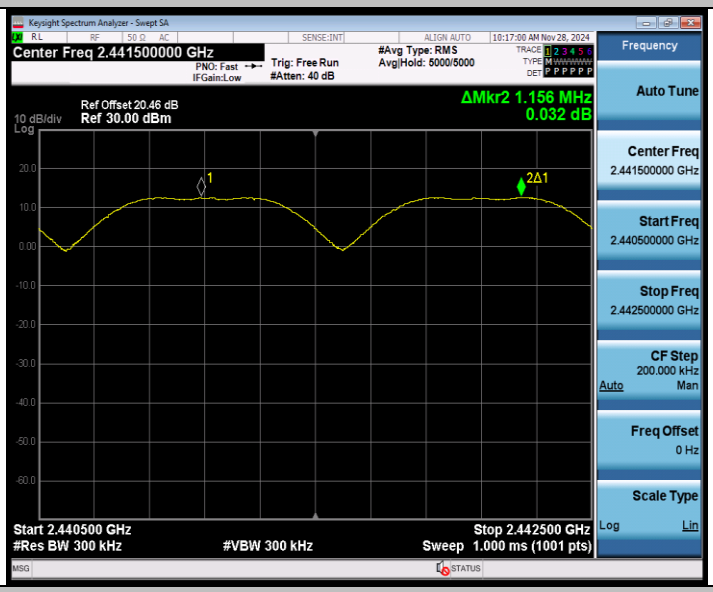

2DH5_Ant1_Hop

3DH5_Ant1_Hop