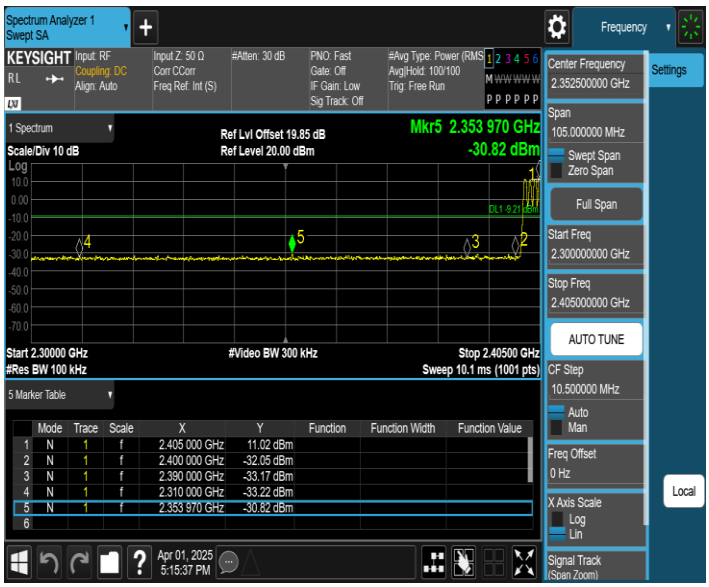

DH5_Ant1_High_Hop_2480

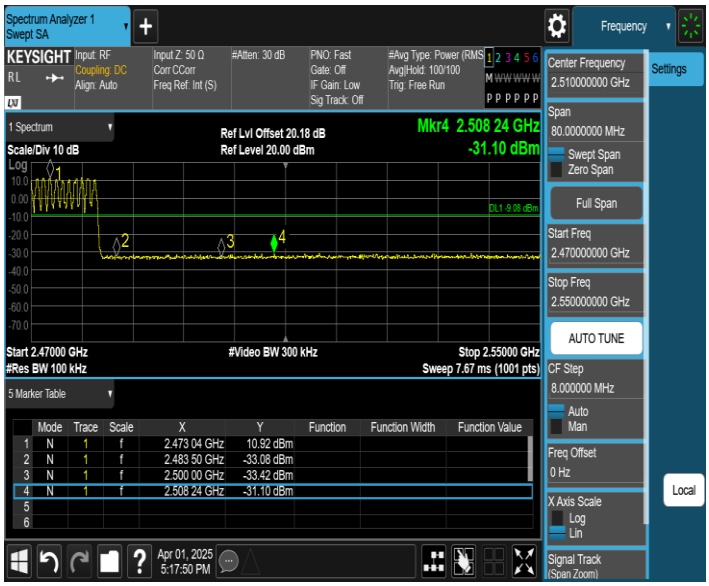

2DH5_Ant1_Low_2402

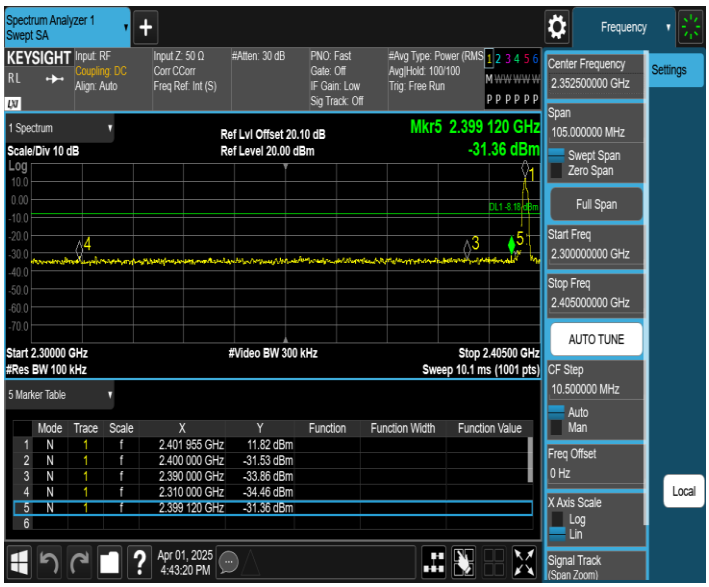

2DH5_Ant1_High_2480

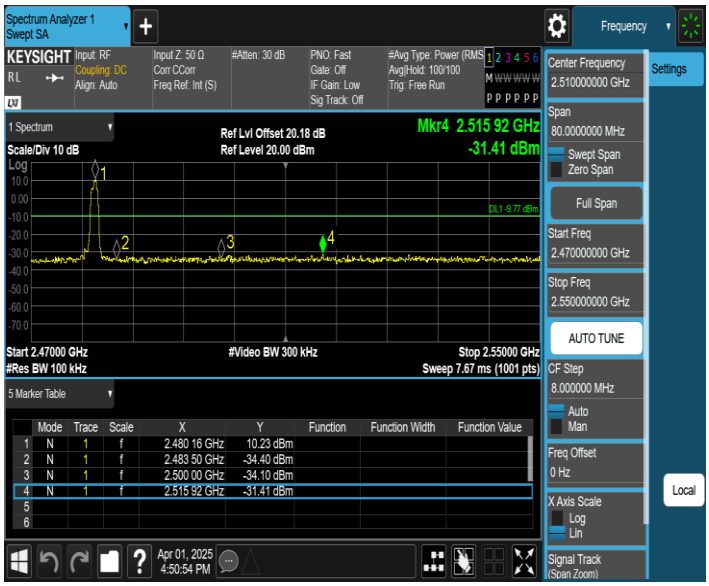

2DH5_Ant1_Low_Hop_2402

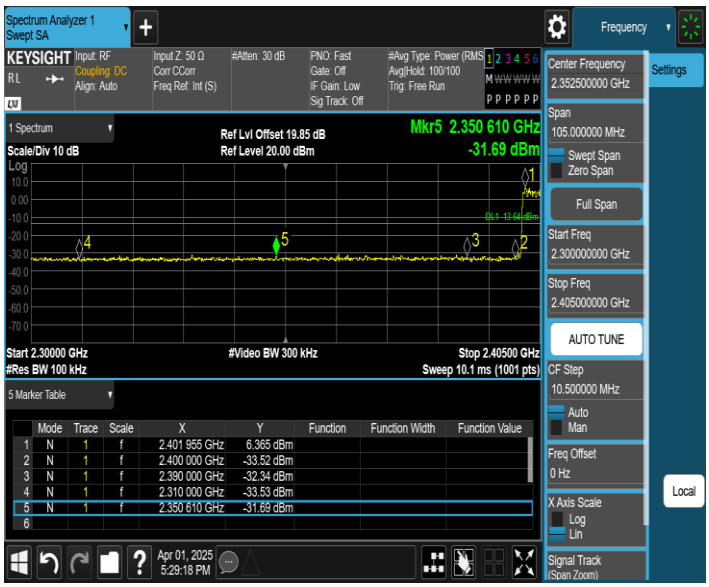

2DH5_Ant1_High_Hop_2480

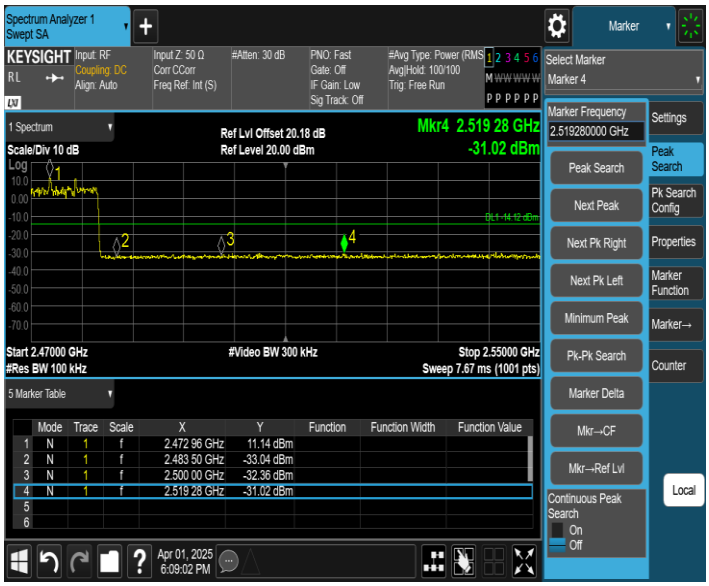

3DH5_Ant1_Low_2402

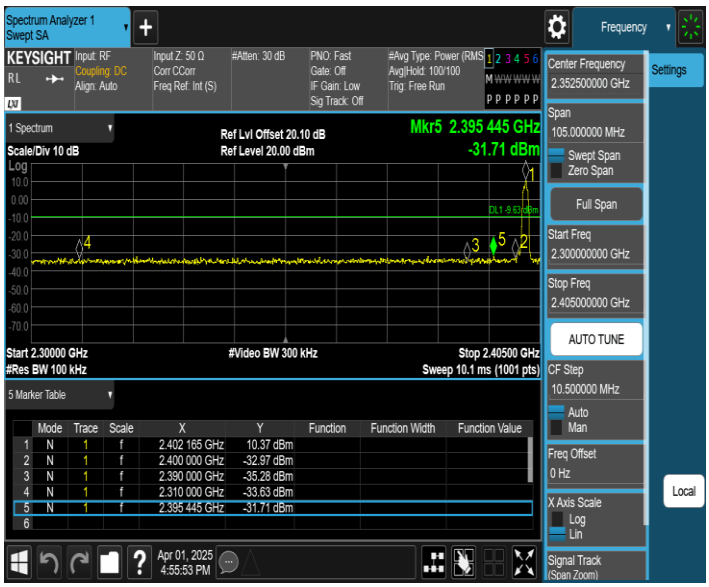

3DH5_Ant1_High_2480

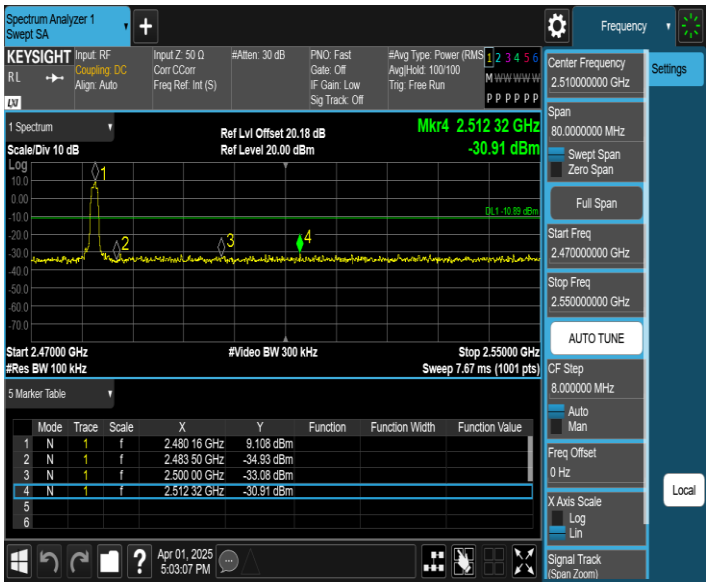

3DH5_Ant1_Low_Hop_2402

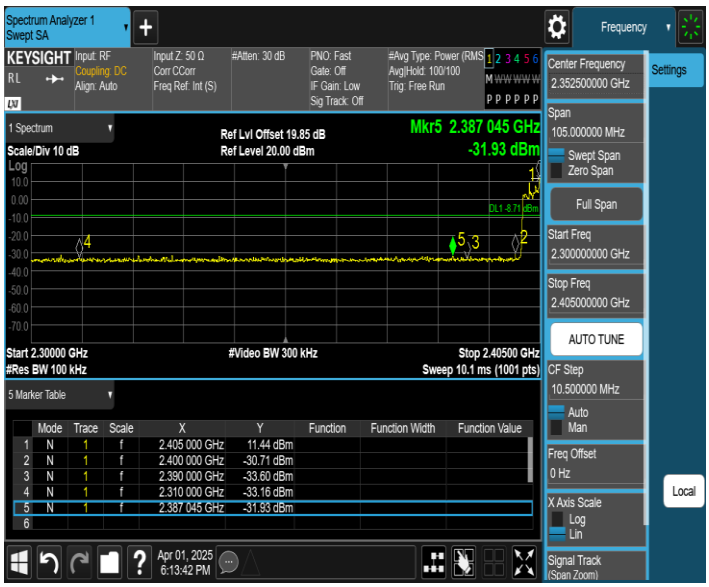

3DH5_Ant1_High_Hop_2480

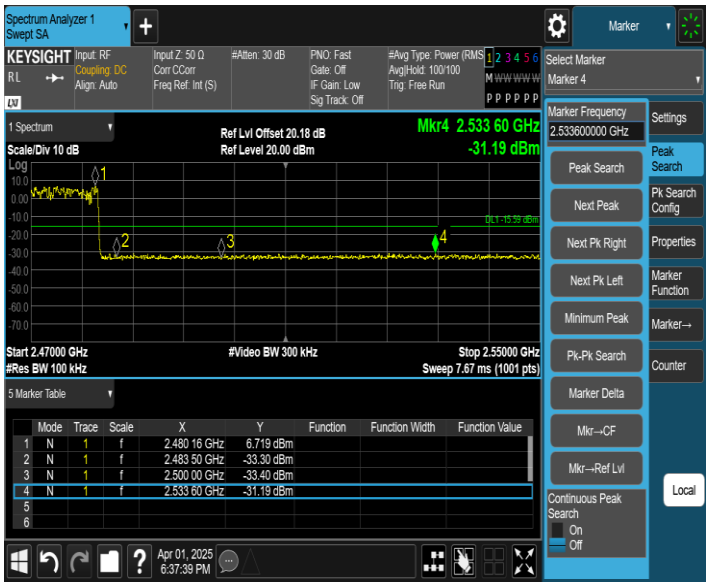

CONDUCTED SPURIOUS EMISSION

TEST RESULT

TestMode	Antenna	Frequency[MHz]	FreqRange [MHz]	RefLevel [dBm]	Result [dBm]	Limit [dBm]	Verdict
DH5	Ant1	2402	Reference	11.45	11.45	---	PASS
			30~1000	11.45	-44.1	≤-8.55	PASS
			1000~26500	11.45	-49.53	≤-8.55	PASS
		2441	Reference	10.36	10.36	---	PASS
			30~1000	10.36	-45.05	≤-9.64	PASS
			1000~26500	10.36	-49.47	≤-9.64	PASS
		2480	Reference	11.31	11.31	---	PASS
			30~1000	11.31	-43.71	≤-8.69	PASS
			1000~26500	11.31	-49.64	≤-8.69	PASS
2DH5	Ant1	2402	Reference	6.05	6.05	---	PASS
			30~1000	6.05	-44.38	≤-13.95	PASS
			1000~26500	6.05	-48.99	≤-13.95	PASS
		2441	Reference	4.72	4.72	---	PASS
			30~1000	4.72	-43.23	≤-15.28	PASS
			1000~26500	4.72	-49.19	≤-15.28	PASS
		2480	Reference	8.44	8.44	---	PASS
			30~1000	8.44	-44.66	≤-11.56	PASS
			1000~26500	8.44	-50.15	≤-11.56	PASS
3DH5	Ant1	2402	Reference	6.53	6.53	---	PASS
			30~1000	6.53	-44.16	≤-13.47	PASS
			1000~26500	6.53	-49.99	≤-13.47	PASS
		2441	Reference	10.18	10.18	---	PASS
			30~1000	10.18	-44.77	≤-9.82	PASS
			1000~26500	10.18	-50.39	≤-9.82	PASS
		2480	Reference	6.23	6.23	---	PASS
			30~1000	6.23	-44.34	≤-13.77	PASS
			1000~26500	6.23	-49.94	≤-13.77	PASS

TEST GRAPHS

DH5_Ant1_2402_0~Reference

DH5_Ant1_2402_30~1000

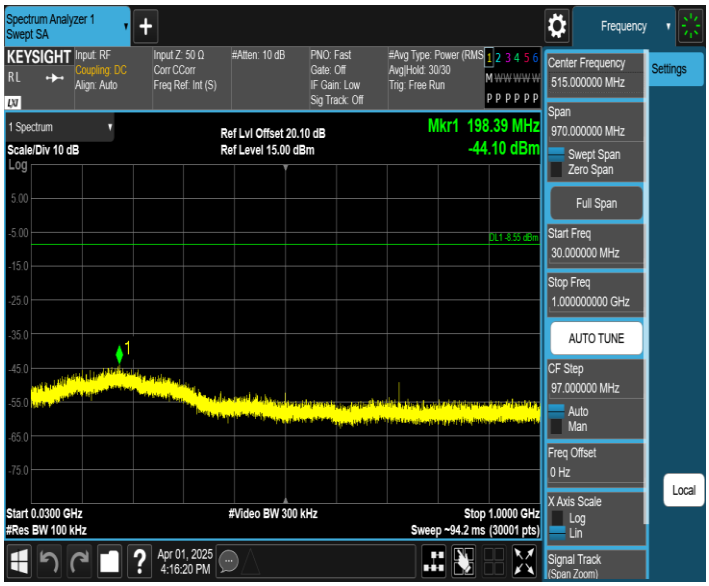

DH5_Ant1_2402_1000~26500

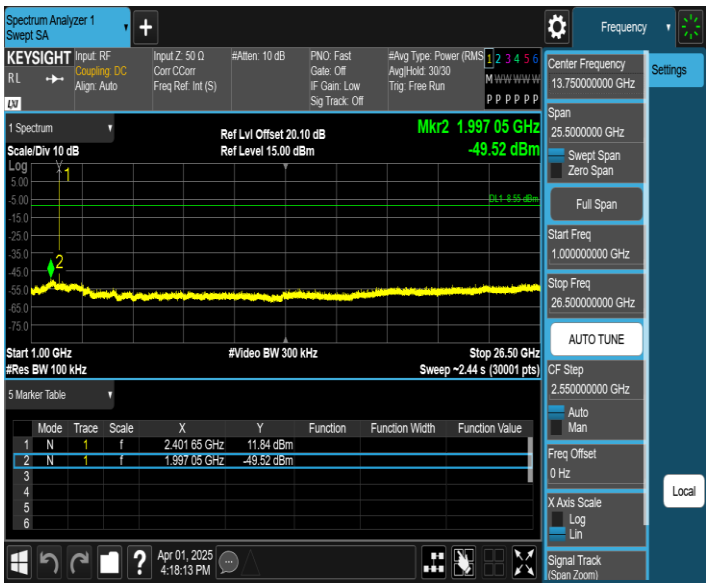

DH5_Ant1_2441_0~Reference

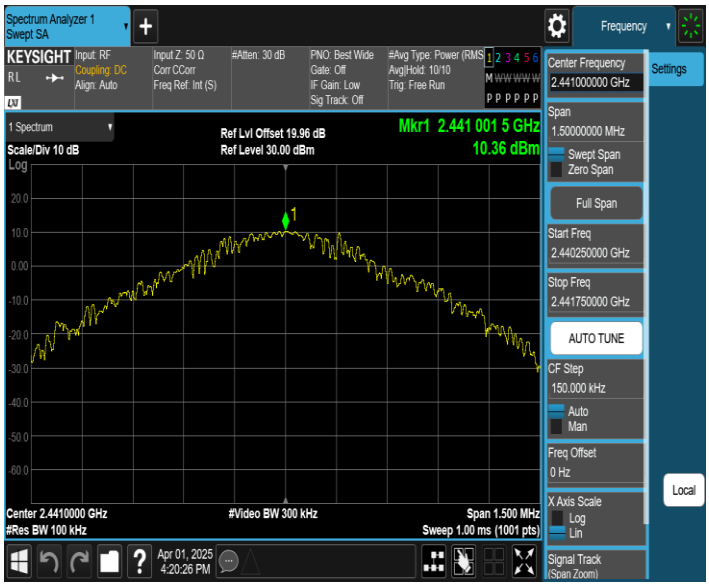

DH5_Ant1_2441_30~1000

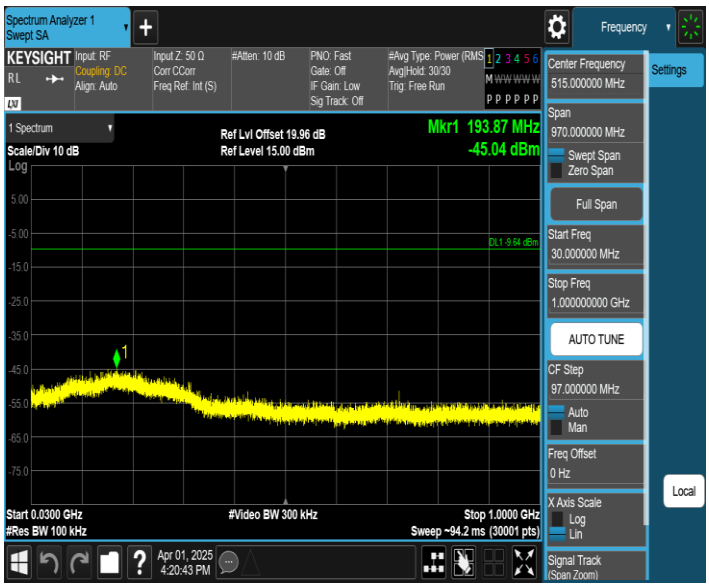

DH5_Ant1_2441_1000~26500

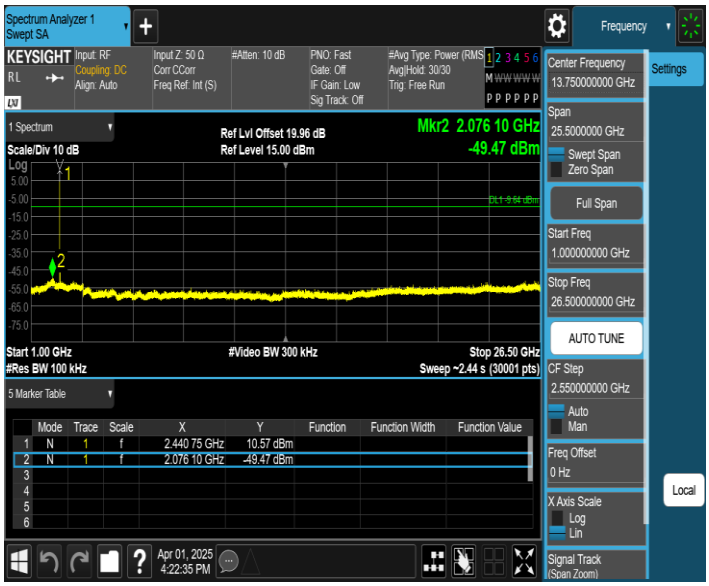

DH5_Ant1_2480_0~Reference

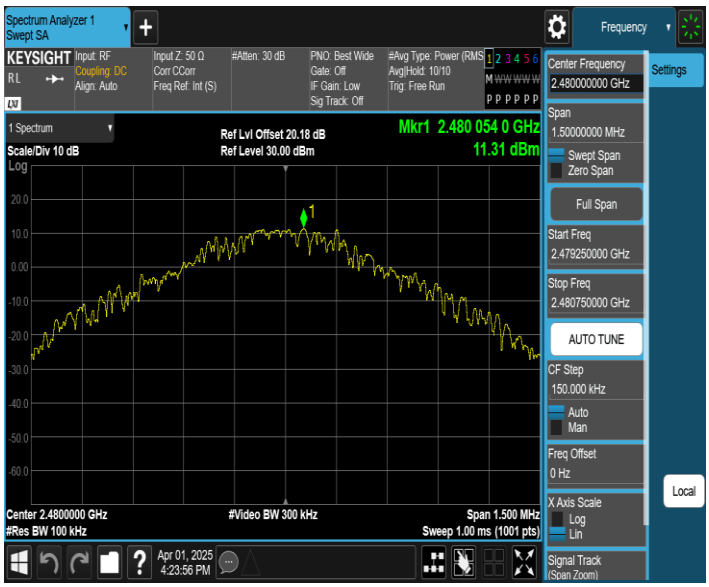

DH5_Ant1_2480_30~1000

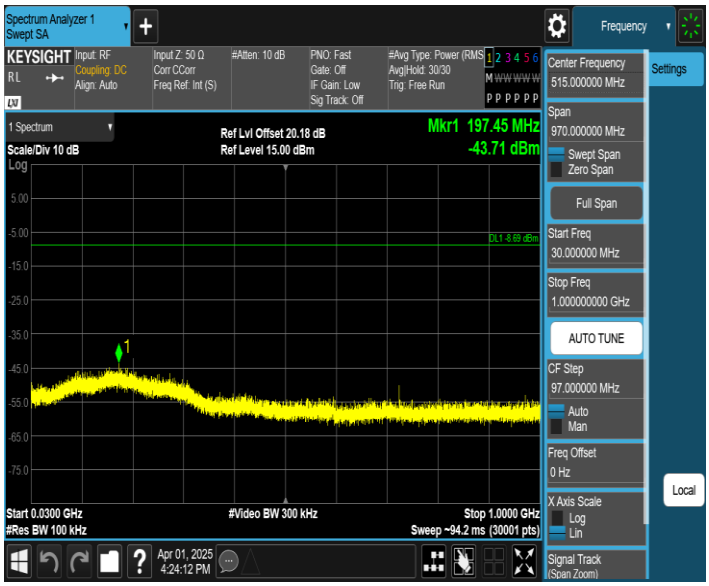

DH5_Ant1_2480_1000~26500

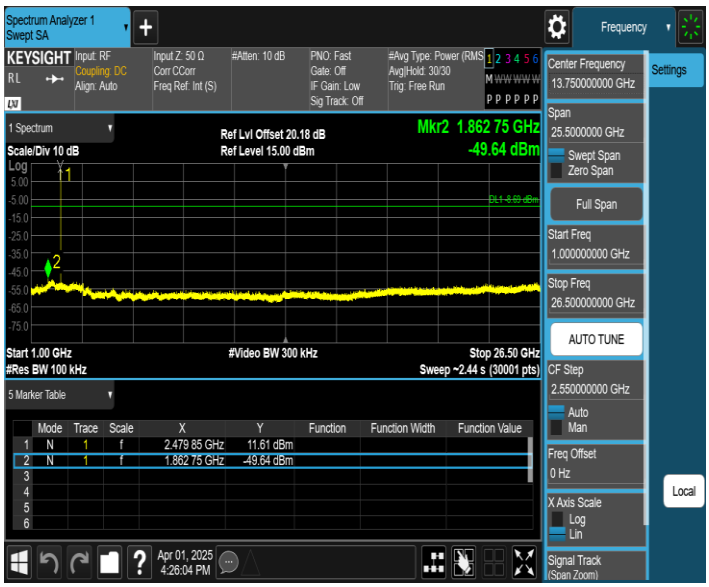

2DH5_Ant1_2402_0~Reference

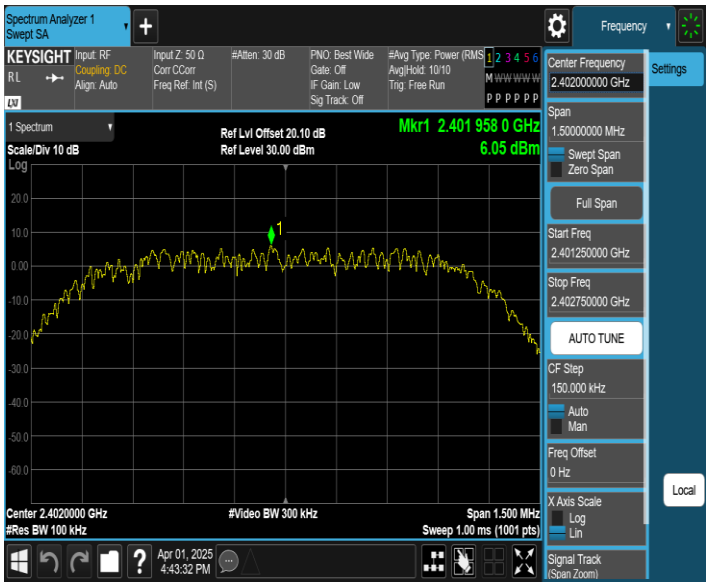

2DH5_Ant1_2402_30~1000

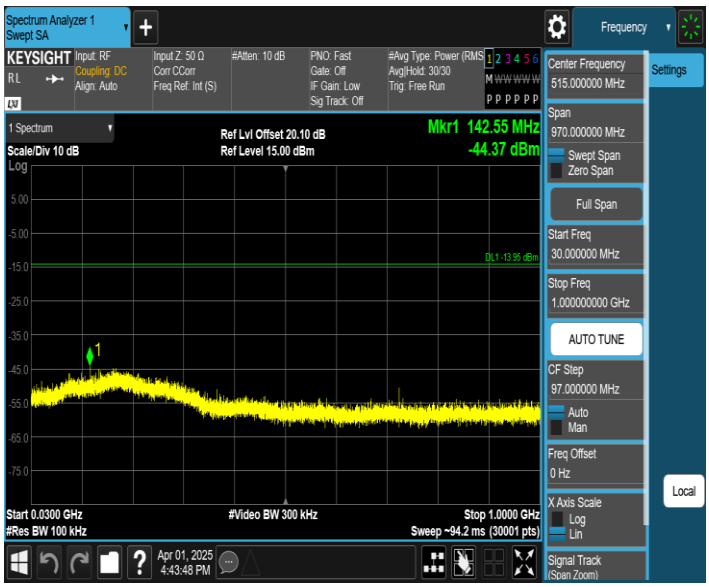

2DH5_Ant1_2402_1000~26500

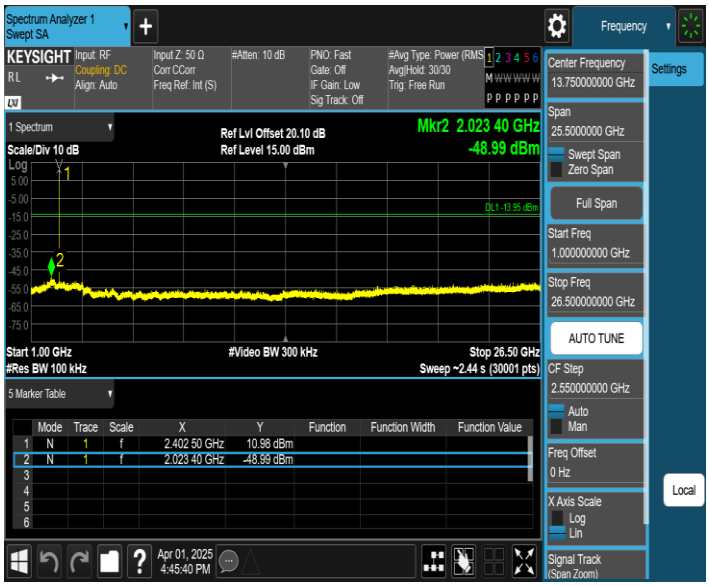

2DH5_Ant1_2441_0~Reference

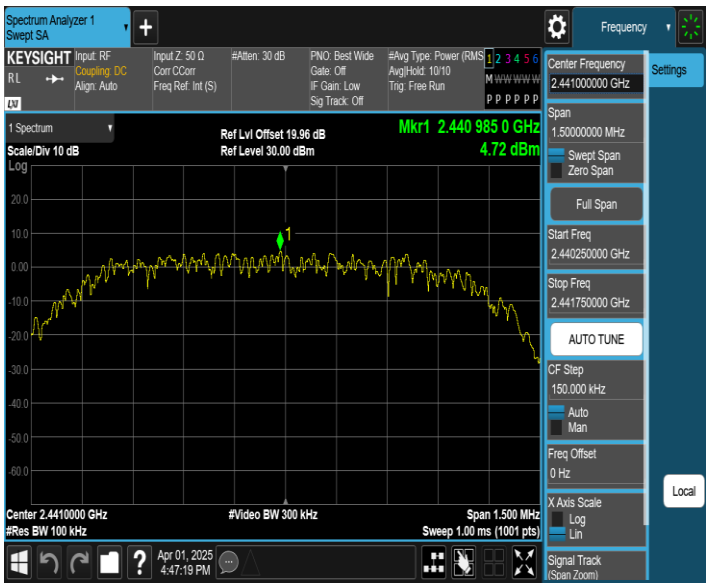

2DH5_Ant1_2441_30~1000

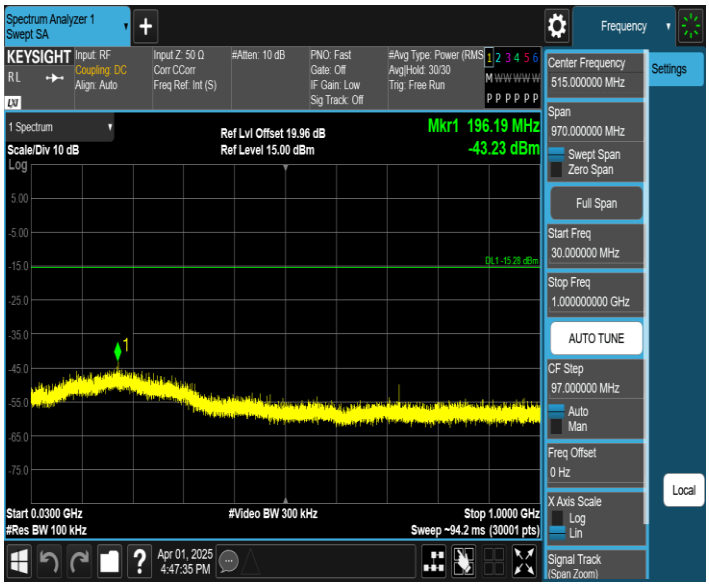

2DH5_Ant1_2441_1000~26500

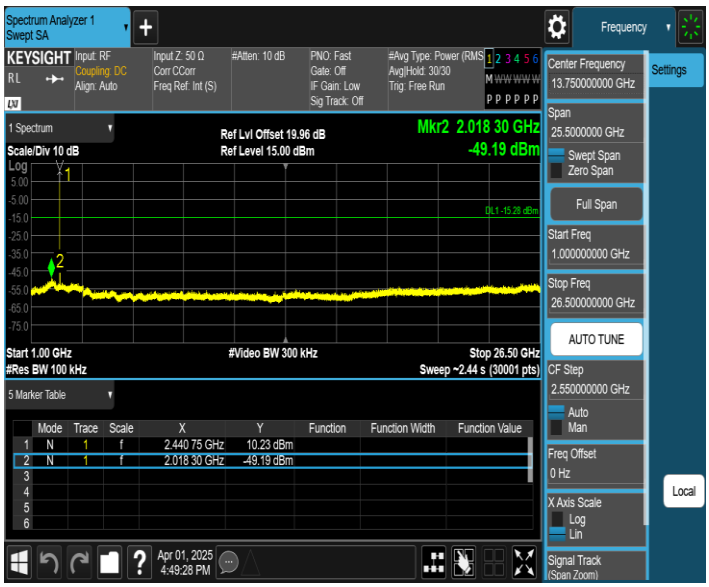

2DH5_Ant1_2480_0~Reference

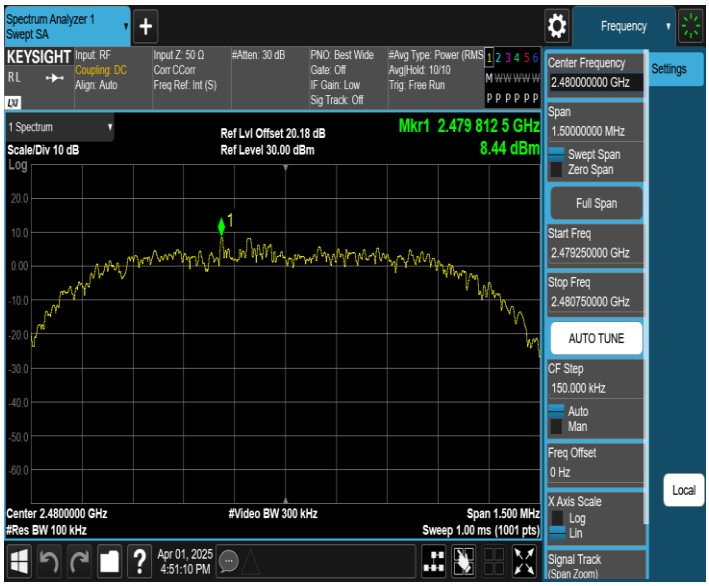

2DH5_Ant1_2480_30~1000

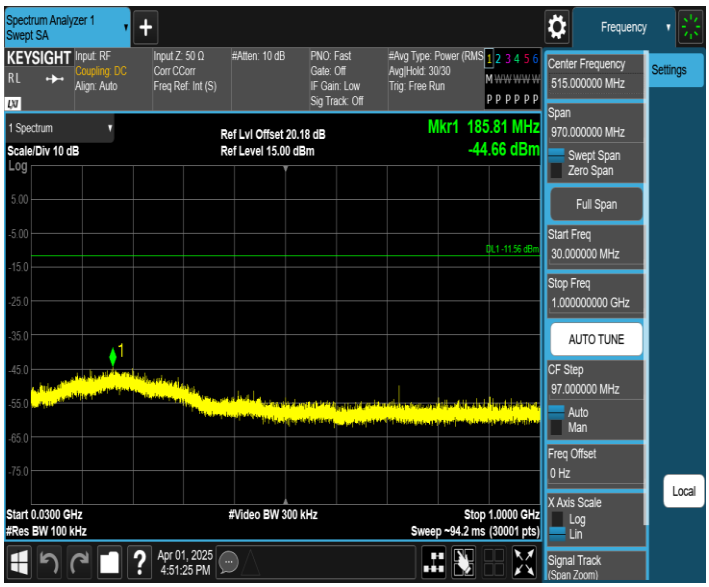

2DH5_Ant1_2480_1000~26500

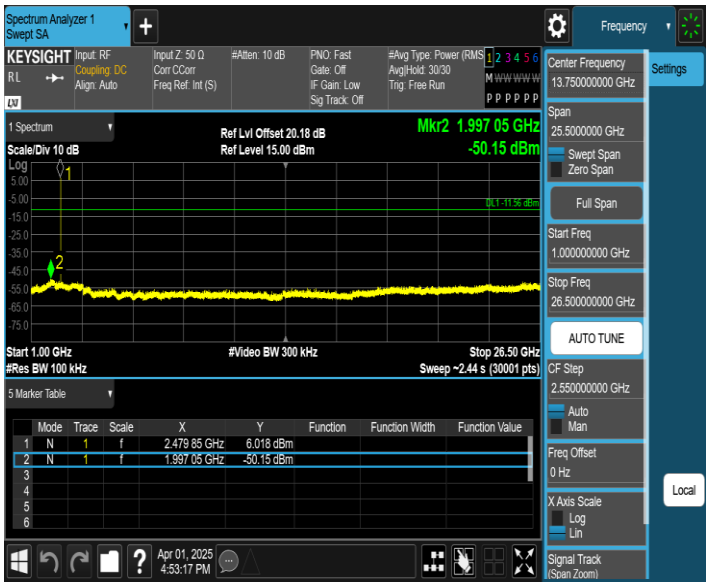

3DH5_Ant1_2402_0~Reference

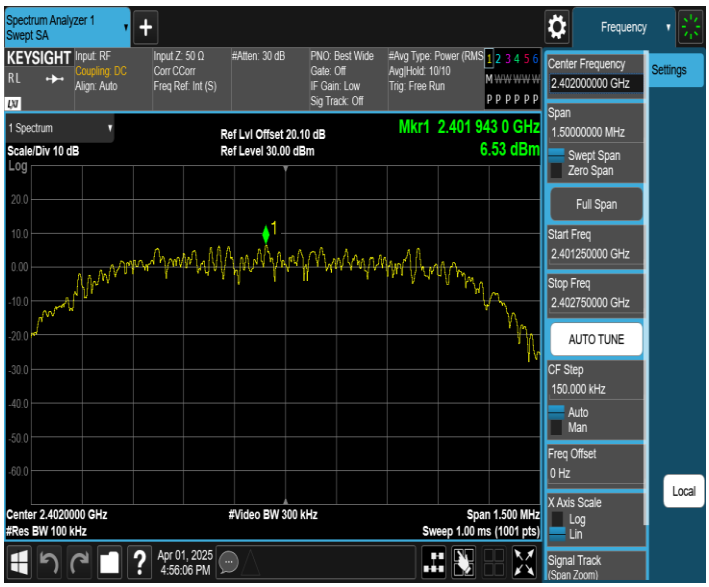

3DH5_Ant1_2402_30~1000

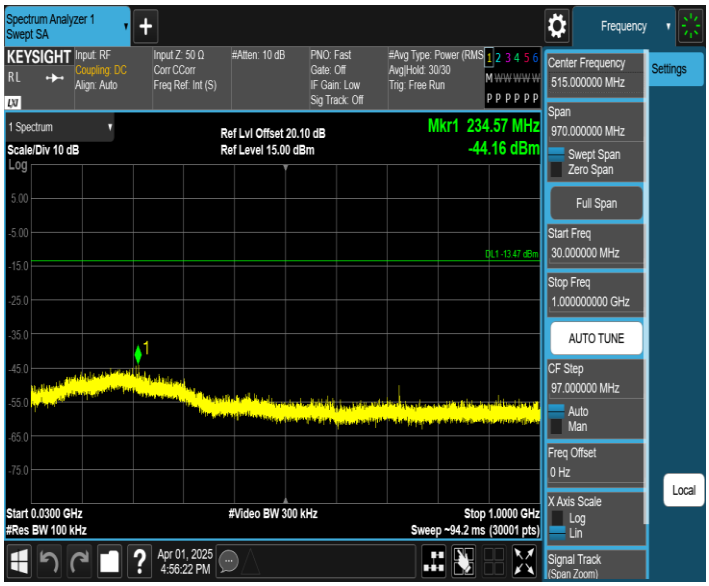

3DH5_Ant1_2402_1000~26500

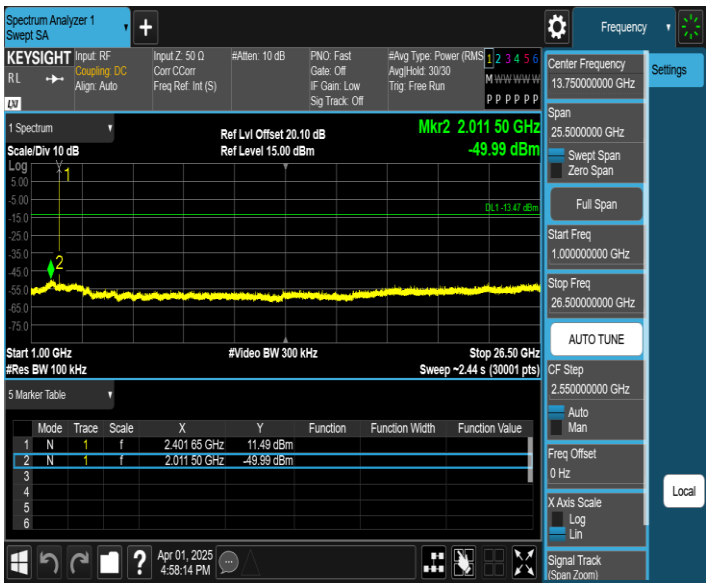

3DH5_Ant1_2441_0~Reference

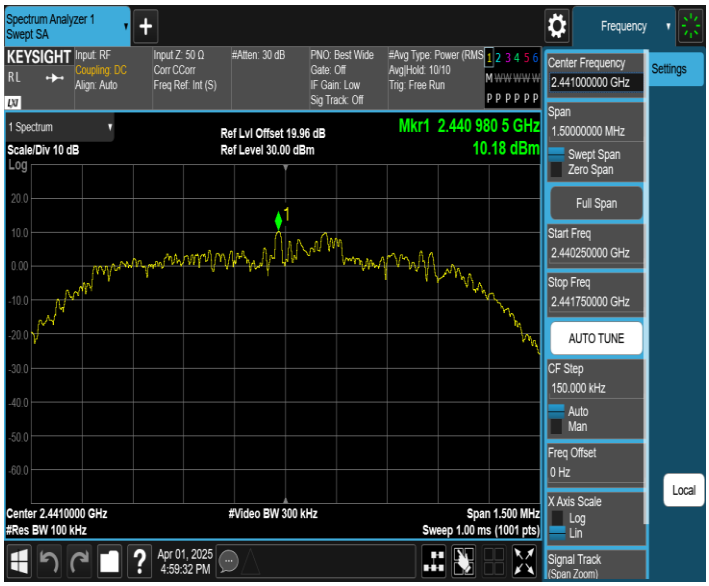

3DH5_Ant1_2441_30~1000

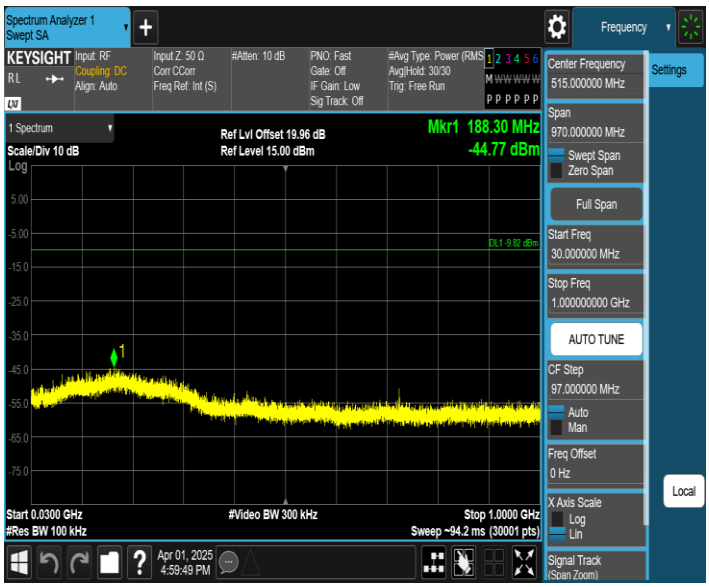

3DH5_Ant1_2441_1000~26500

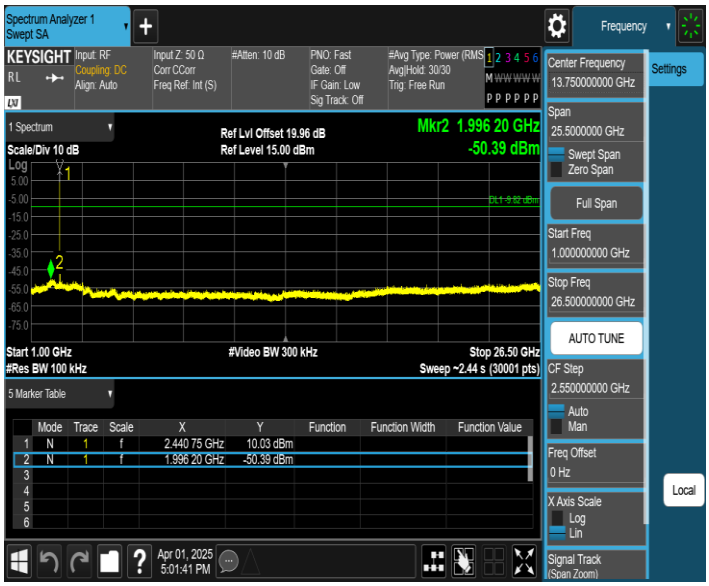

3DH5_Ant1_2480_0~Reference

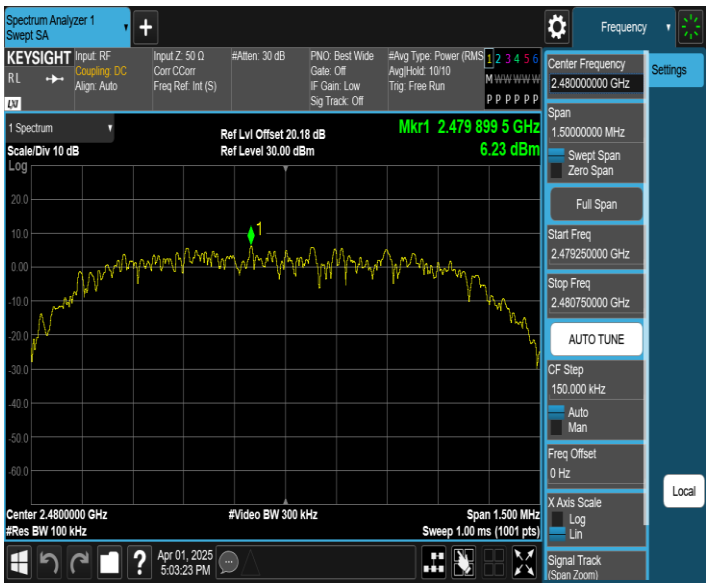

3DH5_Ant1_2480_30~1000

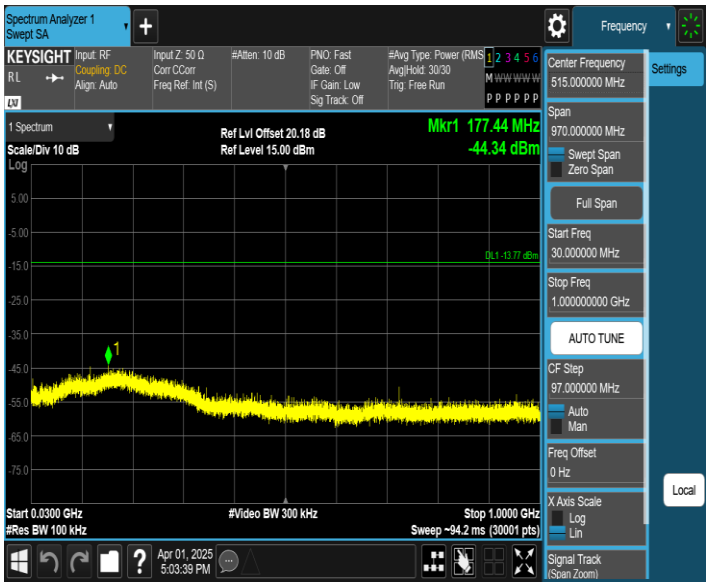

3DH5_Ant1_2480_1000~26500

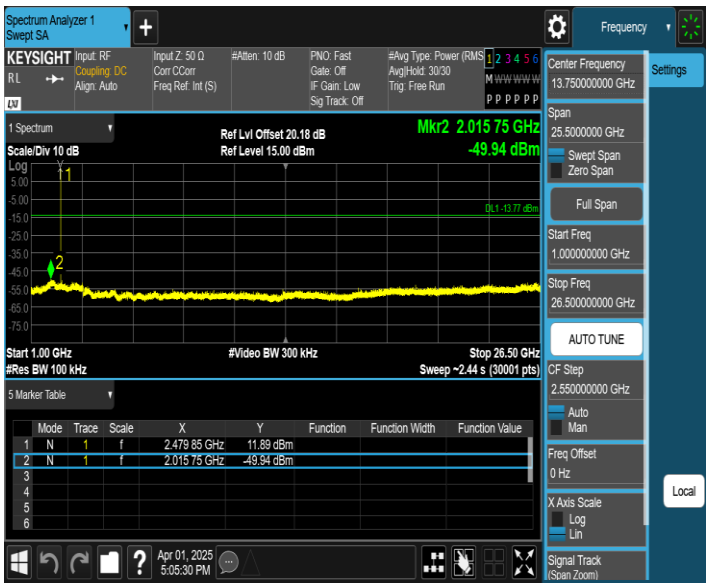
Spectrum Analyzer 1
Swept SA
KEYSIGHT
Input: RF
Coupling: DC
Align: Auto
Input Z: 50 Ω
Corr CCorr
Freq Ref: Int (S)
#Atten: 10 dB
PNO: Fast
Gate: Off
IF Gain: Low
Sig Track: Off
#Avg Type: Power (RMS)
Avg|Hold: 30/30
Trig: Free Run
1 Spectrum
Scale/Div 10 dB
Ref Lvl Offset 20.18 dB
Ref Level 15.00 dBm
Mkr2 2.015 75 GHz
-49.94 dBm
DL1 -13.77 dBm
Start 1.00 GHz
#Res BW 100 kHz
#Video BW 300 kHz
Stop 26.50 GHz
Sweep ~2.44 s (30001 pts)
5 Marker Table
Mode Trace Scale X Y Function Function Width Function Value
1 N 1 f 2.479 85 GHz 11.89 dBm
2 N 1 f 2.015 75 GHz -49.94 dBm
Apr 01, 2025
5:05:30 PM
Frequency
Center Frequency
13.750000000 GHz
Span
25.5000000 GHz
Swept Span
Zero Span
Full Span
Start Freq
1.000000000 GHz
Stop Freq
26.500000000 GHz
AUTO TUNE
CF Step
2.550000000 GHz
Auto
Man
Freq Offset
0 Hz
X Axis Scale
Log
Lin
Signal Track
(Span Zoom)
Settings
Local

DUTY CYCLE

TEST RESULT

TestMode	Antenna	Frequency[MHz]	ON Time [ms]	Period [ms]	Duty Cycle [%]	Duty Cycle Factor[dB]
DH5	Ant1	2441	2.88	5.01	57.49	2.40
2DH5	Ant1	2441	2.88	4.99	57.72	2.39
3DH5	Ant1	2441	2.88	4.99	57.72	2.39

TEST GRAPHS

DH5_Ant1_2441

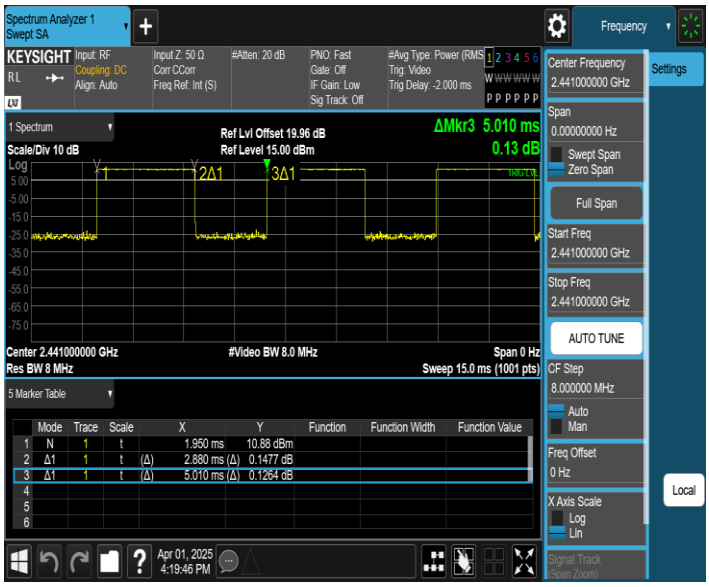

2DH5_Ant1_2441

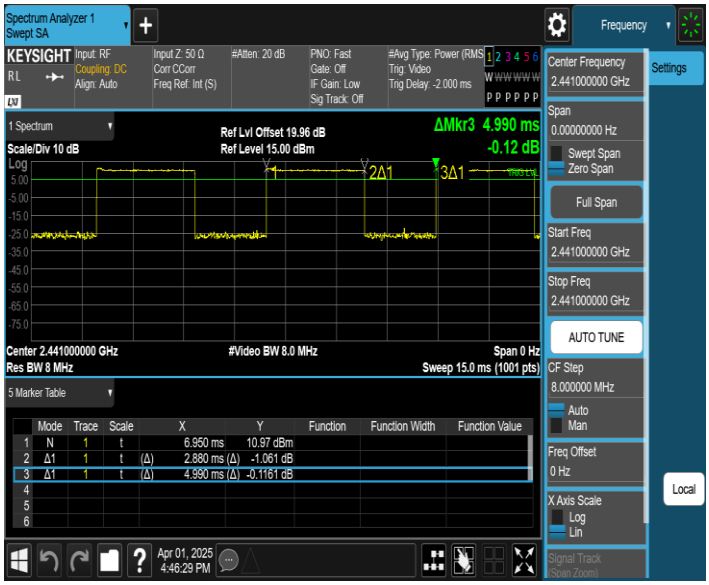

3DH5_Ant1_2441

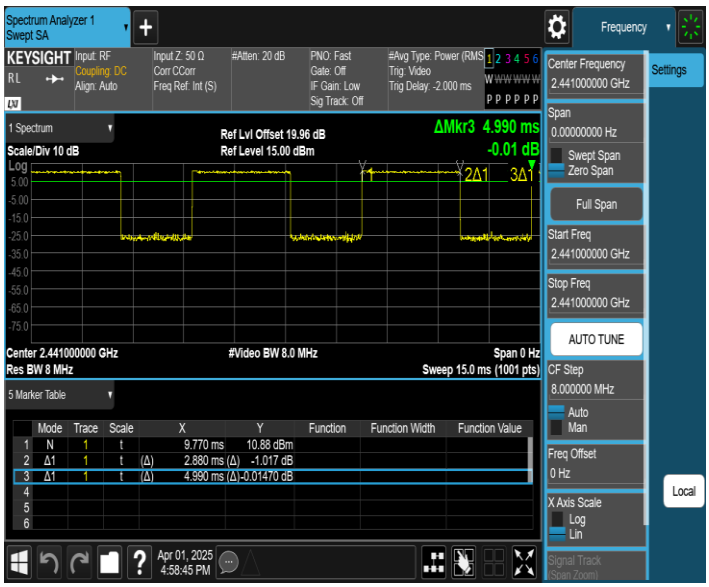
Spectrum Analyzer 1
Swept SA
KEYSIGHT
Input: RF
Coupling: DC
Align: Auto
Input Z: 50 Ω
Corr CCorr
Freq Ref: Int (S)
#Atten: 20 dB
PNO: Fast
Gate: Off
IF Gain: Low
Sig Track: Off
#Avg Type: Power (RMS)
Trig: Video
Trig Delay: -2.000 ms
Frequency
Settings
1 Spectrum
Scale/Div 10 dB
Ref Lvl Offset 19.96 dB
Ref Level 15.00 dBm
ΔMkr3 4.990 ms
-0.01 dB
Center 2.441000000 GHz
Res BW 8 MHz
#Video BW 8.0 MHz
Span 0 Hz
Sweep 15.0 ms (1001 pts)
5 Marker Table
Mode Trace Scale X Y Function Function Width Function Value
1 N 1 t 9.770 ms 10.88 dBm
2 Δ1 1 t (Δ) 2.880 ms (Δ) -1.017 dB
3 Δ1 1 t (Δ) 4.990 ms (Δ) -0.01470 dB
Center Frequency
2.441000000 GHz
Span
0.00000000 Hz
Swept Span
Zero Span
Full Span
Start Freq
2.441000000 GHz
Stop Freq
2.441000000 GHz
AUTO TUNE
CF Step
8.000000 MHz
Auto
Man
Freq Offset
0 Hz
X Axis Scale
Log
Lin
Local
Apr 01, 2025
4:58:45 PM

--END--