Plot No.	Band	Mode	Test Position	Separation Distance (cm)	Ch.	RB#	RB Offset	Power State	Antenna	Sample	Duty Cycle %	Max. Tune-up Power (dBm)	Measured Conducted Power (dBm)	Power Drift (dB)	Measured SAR-1g (W/kg)	Duty Cycle Scaling Factor	Tune-up Scaling Factor	Scaled SAR-1g (W/kg)
	LTE 38	QPSK20M	Top Side	1.8	37850	100	0	DSI-2	Ant2	1	62.9	24.50	23.40	0.12	0.526	1.006	1.288	0.68
	LTE 41	QPSK20M	Front Face	1	39750	1	50	DSI-2	Ant1	1	62.9	25.00	24.15	0.12	0.282	1.006	1.216	0.35
	LTE 41	QPSK20M	Rear Face	1	39750	1	50	DSI-3/4	Ant1	1	62.9	24.00	23.04	-0.07	0.475	1.006	1.247	0.60
	LTE 41	QPSK20M	Left Side	1	39750	1	50	DSI-2	Ant1	1	62.9	25.00	24.15	-0.05	0.218	1.006	1.216	0.27
	LTE 41	QPSK20M	Right Side	1	39750	1	50	DSI-2	Ant1	1	62.9	25.00	24.15	0.16	0.117	1.006	1.216	0.14
	LTE 41	QPSK20M	Bottom Side	1	39750	1	50	DSI-3/4	Ant1	1	62.9	24.00	23.04	0.05	0.628	1.006	1.247	0.79
	LTE 41	QPSK20M	Front Face	1	39750	50	25	DSI-2	Ant1	1	62.9	24.00	23.18	0.09	0.220	1.006	1.208	0.27
	LTE 41	QPSK20M	Rear Face	1	39750	50	25	DSI-3/4	Ant1	1	62.9	24.00	22.86	-0.17	0.487	1.006	1.300	0.64
	LTE 41	QPSK20M	Left Side	1	39750	50	25	DSI-2	Ant1	1	62.9	24.00	23.18	-0.18	0.167	1.006	1.208	0.20
	LTE 41	QPSK20M	Right Side	1	39750	50	25	DSI-2	Ant1	1	62.9	24.00	23.18	0.13	0.088	1.006	1.208	0.11
	LTE 41	QPSK20M	Bottom Side	1	39750	50	25	DSI-3/4	Ant1	1	62.9	24.00	22.86	0.09	0.667	1.006	1.300	0.87
	LTE 41	QPSK20M	Rear Face	1	40185	1	50	DSI-3/4	Ant1	1	62.9	24.00	22.91	0.13	0.355	1.006	1.285	0.46
	LTE 41	QPSK20M	Rear Face	1	40620	1	50	DSI-3/4	Ant1	1	62.9	24.00	22.96	-0.07	0.387	1.006	1.271	0.49
	LTE 41	QPSK20M	Rear Face	1	41055	1	50	DSI-3/4	Ant1	1	62.9	24.00	22.85	0.02	0.409	1.006	1.303	0.54
	LTE 41	QPSK20M	Rear Face	1	41490	1	50	DSI-3/4	Ant1	1	62.9	24.00	22.86	0.11	0.440	1.006	1.300	0.58
	LTE 41	QPSK20M	Bottom Side	1	40185	1	50	DSI-3/4	Ant1	1	62.9	24.00	22.91	-0.03	0.592	1.006	1.285	0.77
	LTE 41	QPSK20M	Bottom Side	1	40620	1	50	DSI-3/4	Ant1	1	62.9	24.00	22.96	0.17	0.578	1.006	1.271	0.74
	LTE 41	QPSK20M	Bottom Side	1	41055	1	50	DSI-3/4	Ant1	1	62.9	24.00	22.85	0.16	0.602	1.006	1.303	0.79
	LTE 41	QPSK20M	Bottom Side	1	41490	1	50	DSI-3/4	Ant1	1	62.9	24.00	22.86	0.05	0.518	1.006	1.300	0.68
	LTE 41	QPSK20M	Rear Face	1	40185	50	25	DSI-3/4	Ant1	1	62.9	24.00	22.82	0.17	0.350	1.006	1.312	0.46
	LTE 41	QPSK20M	Rear Face	1	40620	50	25	DSI-3/4	Ant1	1	62.9	24.00	22.75	-0.09	0.378	1.006	1.334	0.51
	LTE 41	QPSK20M	Rear Face	1	41055	50	25	DSI-3/4	Ant1	1	62.9	24.00	22.63	0.13	0.408	1.006	1.371	0.56
	LTE 41	QPSK20M	Rear Face	1	41490	50	25	DSI-3/4	Ant1	1	62.9	24.00	22.72	0.04	0.438	1.006	1.343	0.59
	LTE 41	QPSK20M	Bottom Side	1	40185	50	25	DSI-3/4	Ant1	1	62.9	24.00	22.82	-0.02	0.574	1.006	1.312	0.76
	LTE 41	QPSK20M	Bottom Side	1	40620	50	25	DSI-3/4	Ant1	1	62.9	24.00	22.75	0.11	0.598	1.006	1.334	0.80
	LTE 41	QPSK20M	Bottom Side	1	41055	50	25	DSI-3/4	Ant1	1	62.9	24.00	22.63	-0.02	0.598	1.006	1.371	0.83
	LTE 41	QPSK20M	Bottom Side	1	41490	50	25	DSI-3/4	Ant1	1	62.9	24.00	22.72	0.05	0.594	1.006	1.343	0.80
	LTE 41	QPSK20M	Rear Face	1	39750	100	0	DSI-3/4	Ant1	1	62.9	24.00	22.93	0.11	0.418	1.006	1.279	0.54
	LTE 41	QPSK20M	Bottom Side	1	39750	100	0	DSI-3/4	Ant1	1	62.9	24.00	22.93	0.02	0.612	1.006	1.279	0.79
	LTE 41	QPSK20M	Rear Face	1.5	39750	1	50	DSI-2	Ant1	1	62.9	25.00	24.15	0.15	0.250	1.006	1.216	0.31
	LTE 41	QPSK20M	Bottom Side	1.7	39750	1	50	DSI-2	Ant1	1	62.9	25.00	24.15	-0.08	0.325	1.006	1.216	0.40
	LTE 41	QPSK20M	Rear Face	1.5	39750	50	25	DSI-2	Ant1	1	62.9	24.00	23.18	0.07	0.196	1.006	1.208	0.24
	LTE 41	QPSK20M	Bottom Side	1.7	39750	50	25	DSI-2	Ant1	1	62.9	24.00	23.18	0.12	0.267	1.006	1.208	0.32
	LTE 41	QPSK20M	Front Face	1	39750	1	50	DSI-2	Ant2	1	62.9	25.00	24.38	0.02	0.763	1.006	1.153	0.89
	LTE 41	QPSK20M	Rear Face	1	39750	1	50	DSI-4	Ant2	1	62.9	20.50	19.73	-0.12	0.649	1.006	1.194	0.78
	LTE 41	QPSK20M	Left Side	1	39750	1	50	DSI-2	Ant2	1	62.9	25.00	24.38	0.09	0.408	1.006	1.153	0.47
P45	LTE 41	QPSK20M	Top Side	1	39750	1	50	DSI-4	Ant2	1	62.9	20.50	19.73	0.05	0.745	1.006	1.194	**0.90**
	LTE 41	QPSK20M	Front Face	1	39750	50	0	DSI-2	Ant2	1	62.9	24.00	23.22	0.15	0.576	1.006	1.197	0.69
	LTE 41	QPSK20M	Rear Face	1	39750	50	0	DSI-4	Ant2	1	62.9	20.50	19.69	-0.02	0.660	1.006	1.205	0.80
	LTE 41	QPSK20M	Left Side	1	39750	50	0	DSI-2	Ant2	1	62.9	24.00	23.22	0.13	0.314	1.006	1.197	0.38
	LTE 41	QPSK20M	Top Side	1	39750	50	0	DSI-4	Ant2	1	62.9	20.50	19.69	0.05	0.675	1.006	1.205	0.82
	LTE 41	QPSK20M	Front Face	1	40185	1	50	DSI-2	Ant2	1	62.9	25.00	24.19	0.05	0.626	1.006	1.205	0.76
	LTE 41	QPSK20M	Front Face	1	40620	1	50	DSI-2	Ant2	1	62.9	25.00	24.12	0.16	0.557	1.006	1.225	0.69
	LTE 41	QPSK20M	Front Face	1	41055	1	50	DSI-2	Ant2	1	62.9	25.00	23.93	-0.07	0.493	1.006	1.279	0.63
	LTE 41	QPSK20M	Front Face	1	41490	1	50	DSI-2	Ant2	1	62.9	25.00	23.95	0.19	0.449	1.006	1.274	0.58
	LTE 41	QPSK20M	Rear Face	1	40185	1	50	DSI-4	Ant2	1	62.9	20.50	19.67	0.15	0.659	1.006	1.211	0.80
	LTE 41	QPSK20M	Rear Face	1	40620	1	50	DSI-4	Ant2	1	62.9	20.50	19.64	-0.13	0.662	1.006	1.219	0.81
	LTE 41	QPSK20M	Rear Face	1	41055	1	50	DSI-4	Ant2	1	62.9	20.50	19.45	0.14	0.541	1.006	1.274	0.69
	LTE 41	QPSK20M	Rear Face	1	41490	1	50	DSI-4	Ant2	1	62.9	20.50	19.48	0.05	0.465	1.006	1.265	0.59
	LTE 41	QPSK20M	Top Side	1	40185	1	50	DSI-4	Ant2	1	62.9	20.50	19.67	0.04	0.705	1.006	1.211	0.86
	LTE 41	QPSK20M	Top Side	1	40620	1	50	DSI-4	Ant2	1	62.9	20.50	19.64	0.01	0.709	1.006	1.219	0.87
	LTE 41	QPSK20M	Top Side	1	41055	1	50	DSI-4	Ant2	1	62.9	20.50	19.45	-0.09	0.590	1.006	1.274	0.76
	LTE 41	QPSK20M	Top Side	1	41490	1	50	DSI-4	Ant2	1	62.9	20.50	19.48	0.04	0.494	1.006	1.265	0.63
	LTE 41	QPSK20M	Front Face	1	40185	50	0	DSI-2	Ant2	1	62.9	24.00	23.21	0.05	0.498	1.006	1.199	0.60
	LTE 41	QPSK20M	Front Face	1	40620	50	0	DSI-2	Ant2	1	62.9	24.00	23.06	0.09	0.432	1.006	1.242	0.54
	LTE 41	QPSK20M	Front Face	1	41055	50	0	DSI-2	Ant2	1	62.9	24.00	22.81	-0.07	0.392	1.006	1.315	0.52
	LTE 41	QPSK20M	Front Face	1	41490	50	0	DSI-2	Ant2	1	62.9	24.00	22.95	0.13	0.332	1.006	1.274	0.43
	LTE 41	QPSK20M	Rear Face	1	40185	50	0	DSI-4	Ant2	1	62.9	20.50	19.68	-0.06	0.698	1.006	1.208	0.85
	LTE 41	QPSK20M	Rear Face	1	40620	50	0	DSI-4	Ant2	1	62.9	20.50	19.51	0.13	0.608	1.006	1.256	0.77
	LTE 41	QPSK20M	Rear Face	1	41055	50	0	DSI-4	Ant2	1	62.9	20.50	19.22	0.18	0.503	1.006	1.343	0.68
	LTE 41	QPSK20M	Rear Face	1	41490	50	0	DSI-4	Ant2	1	62.9	20.50	19.29	-0.09	0.411	1.006	1.321	0.55
	LTE 41	QPSK20M	Top Side	1	40185	50	0	DSI-4	Ant2	1	62.9	20.50	19.68	0.01	0.661	1.006	1.208	0.80
	LTE 41	QPSK20M	Top Side	1	40620	50	0	DSI-4	Ant2	1	62.9	20.50	19.51	-0.15	0.693	1.006	1.256	0.88
	LTE 41	QPSK20M	Top Side	1	41055	50	0	DSI-4	Ant2	1	62.9	20.50	19.22	-0.01	0.577	1.006	1.343	0.78
	LTE 41	QPSK20M	Top Side	1	41490	50	0	DSI-4	Ant2	1	62.9	20.50	19.29	0.18	0.469	1.006	1.321	0.62
	LTE 41	QPSK20M	Front Face	1	39750	100	0	DSI-2	Ant2	1	62.9	24.00	23.20	-0.04	0.531	1.006	1.202	0.64
	LTE 41	QPSK20M	Rear Face	1	39750	100	0	DSI-4	Ant2	1	62.9	20.50	19.54	0.13	0.682	1.006	1.247	0.86
	LTE 41	QPSK20M	Top Side	1	39750	100	0	DSI-4	Ant2	1	62.9	20.50	19.54	0.02	0.670	1.006	1.247	0.84
	LTE 41	QPSK20M	Rear Face	1.7	39750	1	50	DSI-2	Ant2	1	62.9	25.00	24.38	-0.05	0.730	1.006	1.153	0.85
	LTE 41	QPSK20M	Top Side	1.8	39750	1	50	DSI-2	Ant2	1	62.9	25.00	24.38	0.14	0.682	1.006	1.153	0.79
	LTE 41	QPSK20M	Rear Face	1.7	39750	50	0	DSI-2	Ant2	1	62.9	24.00	23.22	0.13	0.592	1.006	1.197	0.71
	LTE 41	QPSK20M	Top Side	1.8	39750	50	0	DSI-2	Ant2	1	62.9	24.00	23.22	-0.19	0.551	1.006	1.197	0.66
	LTE 41	QPSK20M	Rear Face	1.7	40185	1	50	DSI-2	Ant2	1	62.9	25.00	24.19	-0.11	0.578	1.006	1.205	0.70
	LTE 41	QPSK20M	Rear Face	1.7	40620	1	50	DSI-2	Ant2	1	62.9	25.00	24.12	-0.06	0.531	1.006	1.225	0.65
	LTE 41	QPSK20M	Rear Face	1.7	41055	1	50	DSI-2	Ant2	1	62.9	25.00	23.93	0.01	0.462	1.006	1.279	0.59

Plot No.	Band	Mode	Test Position	Separation Distance (cm)	Ch.	RB#	RB Offset	Power State	Antenna	Sample	Duty Cycle %	Max. Tune-up Power (dBm)	Measured Conducted Power (dBm)	Power Drift (dB)	Measured SAR-1g (W/kg)	Duty Cycle Scaling Factor	Tune-up Scaling Factor	Scaled SAR-1g (W/kg)
	LTE 41	QPSK20M	Rear Face	1.7	41490	1	50	DSI-2	Ant2	1	62.9	25.00	23.95	-0.15	0.427	1.006	1.274	0.55
	LTE 41	QPSK20M	Top Side	1.8	40185	1	50	DSI-2	Ant2	1	62.9	25.00	24.19	0.08	0.697	1.006	1.205	0.85
	LTE 41	QPSK20M	Top Side	1.8	40620	1	50	DSI-2	Ant2	1	62.9	25.00	24.12	0.03	0.632	1.006	1.225	0.78
	LTE 41	QPSK20M	Top Side	1.8	41055	1	50	DSI-2	Ant2	1	62.9	25.00	23.93	-0.11	0.547	1.006	1.279	0.70
	LTE 41	QPSK20M	Top Side	1.8	41490	1	50	DSI-2	Ant2	1	62.9	25.00	23.95	-0.10	0.464	1.006	1.274	0.59
	LTE 41	QPSK20M	Rear Face	1.7	40185	50	0	DSI-2	Ant2	1	62.9	24.00	23.21	0.11	0.443	1.006	1.199	0.53
	LTE 41	QPSK20M	Rear Face	1.7	40620	50	0	DSI-2	Ant2	1	62.9	24.00	23.06	-0.10	0.414	1.006	1.242	0.52
	LTE 41	QPSK20M	Rear Face	1.7	41055	50	0	DSI-2	Ant2	1	62.9	24.00	22.81	0.13	0.365	1.006	1.315	0.48
	LTE 41	QPSK20M	Rear Face	1.7	41490	50	0	DSI-2	Ant2	1	62.9	24.00	22.95	0.09	0.327	1.006	1.274	0.42
	LTE 41	QPSK20M	Top Side	1.8	40185	50	0	DSI-2	Ant2	1	62.9	24.00	23.21	-0.08	0.545	1.006	1.199	0.66
	LTE 41	QPSK20M	Top Side	1.8	40620	50	0	DSI-2	Ant2	1	62.9	24.00	23.06	0.17	0.488	1.006	1.242	0.61
	LTE 41	QPSK20M	Top Side	1.8	41055	50	0	DSI-2	Ant2	1	62.9	24.00	22.81	0.11	0.426	1.006	1.315	0.56
	LTE 41	QPSK20M	Top Side	1.8	41490	50	0	DSI-2	Ant2	1	62.9	24.00	22.95	0.03	0.349	1.006	1.274	0.45
	LTE 41	QPSK20M	Rear Face	1.7	39750	100	0	DSI-2	Ant2	1	62.9	24.00	23.20	-0.15	0.473	1.006	1.202	0.57
	LTE 41	QPSK20M	Top Side	1.8	39750	100	0	DSI-2	Ant2	1	62.9	24.00	23.20	0.12	0.603	1.006	1.202	0.73
	LTE 66	QPSK20M	Front Face	1	132322	1	50	DSI-2	Ant1	1	-	25.50	24.17	0.07	0.553	1.000	1.358	0.75
	LTE 66	QPSK20M	Rear Face	1	132322	1	50	DSI-3/4	Ant1	1	-	21.50	20.48	-0.05	0.493	1.000	1.265	0.62
	LTE 66	QPSK20M	Left Side	1	132322	1	50	DSI-2	Ant1	1	-	25.50	24.17	0.02	0.294	1.000	1.358	0.40
	LTE 66	QPSK20M	Right Side	1	132322	1	50	DSI-2	Ant1	1	-	25.50	24.17	-0.15	0.180	1.000	1.358	0.24
	LTE 66	QPSK20M	Bottom Side	1	132322	1	50	DSI-3/4	Ant1	1	-	21.50	20.48	0.03	0.687	1.000	1.265	0.87
	LTE 66	QPSK20M	Front Face	1	132322	50	25	DSI-2	Ant1	1	-	24.50	23.34	0.16	0.443	1.000	1.306	0.58
	LTE 66	QPSK20M	Rear Face	1	132322	50	25	DSI-3/4	Ant1	1	-	21.50	20.32	-0.07	0.489	1.000	1.312	0.64
	LTE 66	QPSK20M	Left Side	1	132322	50	25	DSI-2	Ant1	1	-	24.50	23.34	-0.14	0.226	1.000	1.306	0.30
	LTE 66	QPSK20M	Right Side	1	132322	50	25	DSI-2	Ant1	1	-	24.50	23.34	-0.11	0.135	1.000	1.306	0.18
	LTE 66	QPSK20M	Bottom Side	1	132322	50	25	DSI-3/4	Ant1	1	-	21.50	20.32	0.16	0.628	1.000	1.312	0.82
	LTE 66	QPSK20M	Bottom Side	1	132072	1	50	DSI-3/4	Ant1	1	-	21.50	20.45	0.02	0.659	1.000	1.274	0.84
	LTE 66	QPSK20M	Bottom Side	1	132572	1	50	DSI-3/4	Ant1	1	-	21.50	20.40	-0.04	0.658	1.000	1.288	0.85
	LTE 66	QPSK20M	Bottom Side	1	132072	50	25	DSI-3/4	Ant1	1	-	21.50	20.26	-0.05	0.652	1.000	1.330	0.87
	LTE 66	QPSK20M	Bottom Side	1	132572	50	25	DSI-3/4	Ant1	1	-	21.50	20.28	0.08	0.663	1.000	1.324	0.88
	LTE 66	QPSK20M	Bottom Side	1	132322	100	0	DSI-3/4	Ant1	1	-	21.50	20.23	0.04	0.623	1.000	1.340	0.83
	LTE 66	QPSK20M	Rear Face	1.5	132322	1	50	DSI-2	Ant1	1	-	25.50	24.17	0.09	0.634	1.000	1.358	0.86
	LTE 66	QPSK20M	Bottom Side	1.7	132322	1	50	DSI-2	Ant1	1	-	25.50	24.17	0.04	0.655	1.000	1.358	0.89
	LTE 66	QPSK20M	Rear Face	1.5	132322	50	25	DSI-2	Ant1	1	-	24.50	23.34	-0.11	0.462	1.000	1.306	0.60
	LTE 66	QPSK20M	Bottom Side	1.7	132322	50	25	DSI-2	Ant1	1	-	24.50	23.34	0.06	0.515	1.000	1.306	0.67
	LTE 66	QPSK20M	Rear Face	1.5	132072	1	50	DSI-2	Ant1	1	-	25.50	23.96	-0.01	0.660	1.000	1.426	0.94
	LTE 66	QPSK20M	Rear Face	1.5	132572	1	50	DSI-2	Ant1	1	-	25.50	23.89	0.09	0.533	1.000	1.449	0.77
	LTE 66	QPSK20M	Bottom Side	1.7	132072	1	50	DSI-2	Ant1	1	-	25.50	23.96	-0.07	0.644	1.000	1.426	0.92
P46	LTE 66	QPSK20M	Bottom Side	1.7	132572	1	50	DSI-2	Ant1	1	-	25.50	23.89	0.10	0.697	1.000	1.449	**1.01**
	LTE 66	QPSK20M	Rear Face	1.5	132322	100	0	DSI-2	Ant1	1	-	24.50	23.17	0.13	0.467	1.000	1.358	0.63
	LTE 66	QPSK20M	Bottom Side	1.7	132322	100	0	DSI-2	Ant1	1	-	24.50	23.17	-0.05	0.536	1.000	1.358	0.73
	LTE 66	QPSK20M	Front Face	1	132322	1	50	DSI-2	Ant2	1	-	25.50	24.35	0.06	0.474	1.000	1.303	0.62
	LTE 66	QPSK20M	Rear Face	1	132322	1	50	DSI-4	Ant2	1	-	24.00	22.96	-0.11	0.504	1.000	1.271	0.64
	LTE 66	QPSK20M	Left Side	1	132322	1	50	DSI-2	Ant2	1	-	25.50	24.35	0.04	0.293	1.000	1.303	0.38
	LTE 66	QPSK20M	Top Side	1	132322	1	50	DSI-4	Ant2	1	-	24.00	22.96	0.19	0.506	1.000	1.271	0.64
	LTE 66	QPSK20M	Front Face	1	132322	50	0	DSI-2	Ant2	1	-	24.50	23.45	-0.05	0.396	1.000	1.274	0.50
	LTE 66	QPSK20M	Rear Face	1	132322	50	0	DSI-4	Ant2	1	-	24.00	22.86	-0.09	0.600	1.000	1.300	0.78
	LTE 66	QPSK20M	Left Side	1	132322	50	0	DSI-2	Ant2	1	-	24.50	23.45	0.13	0.232	1.000	1.274	0.30
	LTE 66	QPSK20M	Top Side	1	132322	50	0	DSI-4	Ant2	1	-	24.00	22.86	0.03	0.482	1.000	1.300	0.63
	LTE 66	QPSK20M	Rear Face	1.7	132322	1	50	DSI-2	Ant2	1	-	25.50	24.35	0.14	0.306	1.000	1.303	0.40
	LTE 66	QPSK20M	Top Side	1.8	132322	1	50	DSI-2	Ant2	1	-	25.50	24.35	0.03	0.307	1.000	1.303	0.40
	LTE 66	QPSK20M	Rear Face	1.7	132322	50	0	DSI-2	Ant2	1	-	24.50	23.45	-0.11	0.242	1.000	1.274	0.31
	LTE 66	QPSK20M	Top Side	1.8	132322	50	0	DSI-2	Ant2	1	-	24.50	23.45	0.01	0.248	1.000	1.274	0.32
	WLAN2.4G	802.11b	Front Face	1	11	-	-	DSI-2	Ant3	1	99.64	18.50	17.27	-0.10	0.145	1.004	1.327	0.19
P47	WLAN2.4G	802.11b	Rear Face	1	11	-	-	DSI-2	Ant3	1	99.64	18.50	17.27	0.16	0.335	1.004	1.327	**0.45**
	WLAN2.4G	802.11b	Right Side	1	11	-	-	DSI-2	Ant3	1	99.64	18.50	17.27	0.05	0.139	1.004	1.327	0.19
	WLAN2.4G	802.11b	Top Side	1	11	-	-	DSI-2	Ant3	1	99.64	18.50	17.27	-0.17	0.216	1.004	1.327	0.29
	WLAN5G	802.11ac VHT80	Front Face	1	42	-	-	DSI-2	Ant3	1	86.49	14.50	13.18	0.02	0.071	1.156	1.355	0.11
P48	WLAN5G	802.11ac VHT80	Rear Face	1	42	-	-	DSI-2	Ant3	1	86.49	14.50	13.18	0.09	0.276	1.156	1.355	**0.43**
	WLAN5G	802.11ac VHT80	Right Side	1	42	-	-	DSI-2	Ant3	1	86.49	14.50	13.18	-0.05	0.094	1.156	1.355	0.15
	WLAN5G	802.11ac VHT80	Top Side	1	42	-	-	DSI-2	Ant3	1	86.49	14.50	13.18	-0.06	0.216	1.156	1.355	0.34
	WLAN5G	802.11ac VHT80	Front Face	1	155	-	-	DSI-2	Ant3	1	86.49	14.50	13.26	0.11	0.059	1.156	1.330	0.09
P49	WLAN5G	802.11ac VHT80	Rear Face	1	155	-	-	DSI-2	Ant3	1	86.49	14.50	13.26	-0.09	0.448	1.156	1.330	**0.69**
	WLAN5G	802.11ac VHT80	Right Side	1	155	-	-	DSI-2	Ant3	1	86.49	14.50	13.26	-0.14	0.174	1.156	1.330	0.27
	WLAN5G	802.11ac VHT80	Top Side	1	155	-	-	DSI-2	Ant3	4	86.49	14.50	13.26	0.02	0.236	1.156	1.330	0.36
	BT	GFSK	Front Face	1	0	-	-	DSI-2	Ant3	1	75.87	12.50	11.73	0.13	0.000	1.318	1.194	0.00
P50	BT	GFSK	Rear Face	1	0	-	-	DSI-2	Ant3	1	75.87	12.50	11.73	0.06	0.023	1.318	1.194	**0.04**
	BT	GFSK	Right Side	1	0	-	-	DSI-2	Ant3	1	75.87	12.50	11.73	-0.08	0.000	1.318	1.194	0.00
	BT	GFSK	Top Side	1	0	-	-	DSI-2	Ant3	1	75.87	12.50	11.73	0.01	0.000	1.318	1.194	0.00

4.6.5 SAR Results for Extremity Exposure Condition (Separation Distance is 0 cm Gap)

Plot No.	Band	Mode	Test Position	Separation Distance (cm)	Ch.	RB#	RB Offset	Power State	Antenna	Sample	Duty Cycle %	Max. Tune-up Power (dBm)	Measured Conducted Power (dBm)	Power Drift (dB)	Measured SAR-10g (W/kg)	Duty Cycle Scaling Factor	Tune-up Scaling Factor	Scaled SAR-10g (W/kg)
	WCDMA II	RMC12.2K	Rear Face	0	9262	-	-	DSI-3/4	Ant1	1	-	21.50	20.37	0.15	1.420	1.000	1.297	1.84
	WCDMA II	RMC12.2K	Bottom Side	0	9262	-	-	DSI-3/4	Ant1	1	-	21.50	20.37	0.01	1.650	1.000	1.297	2.14
P51	WCDMA II	RMC12.2K	Bottom Side	0	9400	-	-	DSI-3/4	Ant1	1	-	21.50	20.25	0.05	1.700	1.000	1.334	**2.27**
	WCDMA II	RMC12.2K	Bottom Side	0	9538	-	-	DSI-3/4	Ant1	1	-	21.50	20.28	-0.01	1.680	1.000	1.324	2.22
	WCDMA II	RMC12.2K	Rear Face	0	9262	-	-	DSI-4	Ant2	1	-	22.50	21.48	0.11	0.850	1.000	1.265	1.08
	WCDMA II	RMC12.2K	Top Side	0	9262	-	-	DSI-4	Ant2	1	-	22.50	21.48	0.06	1.280	1.000	1.265	1.62
	WCDMA IV	RMC12.2K	Rear Face	0	1312	-	-	DSI-3/4	Ant1	1	-	21.50	20.55	0.12	1.620	1.000	1.245	2.02
P52	WCDMA IV	RMC12.2K	Bottom Side	0	1312	-	-	DSI-3/4	Ant1	1	-	21.50	20.55	0.09	1.980	1.000	1.245	**2.46**
	WCDMA IV	RMC12.2K	Rear Face	0	1413	-	-	DSI-3/4	Ant1	1	-	21.50	20.52	0.15	1.720	1.000	1.253	2.16
	WCDMA IV	RMC12.2K	Rear Face	0	1513	-	-	DSI-3/4	Ant1	1	-	21.50	20.49	-0.05	1.690	1.000	1.262	2.13
	WCDMA IV	RMC12.2K	Bottom Side	0	1413	-	-	DSI-3/4	Ant1	1	-	21.50	20.52	0.01	1.870	1.000	1.253	2.34
	WCDMA IV	RMC12.2K	Bottom Side	0	1513	-	-	DSI-3/4	Ant1	1	-	21.50	20.49	0.08	1.880	1.000	1.262	2.37
	LTE 2	QPSK20M	Rear Face	0	18700	1	50	DSI-3/4	Ant1	1	-	21.50	20.26	0.13	1.390	1.000	1.330	1.85
	LTE 2	QPSK20M	Bottom Side	0	18700	1	50	DSI-3/4	Ant1	1	-	21.50	20.26	0.03	1.760	1.000	1.330	2.34
	LTE 2	QPSK20M	Rear Face	0	18700	50	0	DSI-3/4	Ant1	1	-	21.50	20.01	-0.17	1.400	1.000	1.409	1.97
	LTE 2	QPSK20M	Bottom Side	0	18700	50	0	DSI-3/4	Ant1	1	-	21.50	20.01	0.01	1.700	1.000	1.409	2.40
	LTE 2	QPSK20M	Bottom Side	0	18900	1	50	DSI-3/4	Ant1	1	-	21.50	20.08	0.09	1.740	1.000	1.387	2.41
	LTE 2	QPSK20M	Bottom Side	0	19100	1	50	DSI-3/4	Ant1	1	-	21.50	20.12	0.03	1.710	1.000	1.374	2.35
P53	LTE 2	QPSK20M	Bottom Side	0	18900	50	0	DSI-3/4	Ant1	1	-	21.50	19.96	0.03	1.740	1.000	1.426	**2.48**
	LTE 2	QPSK20M	Bottom Side	0	19100	50	0	DSI-3/4	Ant1	1	-	21.50	19.98	0.05	1.530	1.000	1.419	2.17
	LTE 2	QPSK20M	Bottom Side	0	18700	100	0	DSI-3/4	Ant1	1	-	21.50	19.99	0.18	1.690	1.000	1.416	2.39
	LTE 2	QPSK20M	Rear Face	0	18700	1	50	DSI-4	Ant2	1	-	22.50	21.34	-0.05	1.220	1.000	1.306	1.59
	LTE 2	QPSK20M	Top Side	0	18700	1	50	DSI-4	Ant2	1	-	22.50	21.34	0.01	0.827	1.000	1.306	1.08
	LTE 2	QPSK20M	Rear Face	0	18700	50	0	DSI-4	Ant2	1	-	22.50	21.24	-0.03	0.879	1.000	1.337	1.17
	LTE 2	QPSK20M	Top Side	0	18700	50	0	DSI-4	Ant2	1	-	22.50	21.24	0.04	1.230	1.000	1.337	1.64
	LTE 7	QPSK20M	Bottom Side	0	21350	1	50	DSI-3/4	Ant1	1	-	21.50	20.51	0.11	1.160	1.000	1.256	1.46
	LTE 7	QPSK20M	Bottom Side	0	21350	50	25	DSI-3/4	Ant1	1	-	21.50	20.34	0.05	1.170	1.000	1.306	1.53
	LTE 7	QPSK20M	Rear Face	0	21350	1	50	DSI-4	Ant2	1	-	18.00	17.01	0.11	0.931	1.000	1.256	1.17
	LTE 7	QPSK20M	Top Side	0	21350	1	50	DSI-4	Ant2	1	-	18.00	17.01	0.04	1.230	1.000	1.256	1.54
	LTE 7	QPSK20M	Rear Face	0	21350	50	25	DSI-4	Ant2	1	-	18.00	16.86	-0.16	0.966	1.000	1.300	1.26
P54	LTE 7	QPSK20M	Top Side	0	21350	50	25	DSI-4	Ant2	1	-	18.00	16.86	0.02	1.200	1.000	1.300	**1.56**
	LTE 38	QPSK20M	Rear Face	0	37850	1	50	DSI-4	Ant2	1	62.9	21.00	20.38	-0.05	1.070	1.006	1.153	1.24
	LTE 38	QPSK20M	Top Side	0	37850	1	50	DSI-4	Ant2	1	62.9	21.00	20.38	0.02	1.320	1.006	1.153	1.53
	LTE 38	QPSK20M	Rear Face	0	37850	50	25	DSI-4	Ant2	1	62.9	21.00	20.17	-0.19	1.100	1.006	1.211	1.34
P55	LTE 38	QPSK20M	Top Side	0	37850	50	25	DSI-4	Ant2	1	62.9	21.00	20.17	0.03	1.360	1.006	1.211	**1.66**
	LTE 41	QPSK20M	Rear Face	0	39750	1	50	DSI-4	Ant2	1	62.9	20.50	19.73	0.17	0.985	1.006	1.194	1.18
	LTE 41	QPSK20M	Top Side	0	39750	1	50	DSI-4	Ant2	1	62.9	20.50	19.73	0.06	1.600	1.006	1.194	1.92
	LTE 41	QPSK20M	Rear Face	0	39750	50	0	DSI-4	Ant2	1	62.9	20.50	19.69	0.16	0.963	1.006	1.222	1.18
P56	LTE 41	QPSK20M	Top Side	0	39750	50	0	DSI-4	Ant2	1	62.9	20.50	19.69	-0.07	1.680	1.006	1.222	**2.07**
	LTE 41	QPSK20M	Top Side	0	40185	50	0	DSI-4	Ant2	1	62.9	20.50	19.68	-0.05	1.390	1.006	1.222	1.71
	LTE 41	QPSK20M	Top Side	0	40620	50	0	DSI-4	Ant2	1	62.9	20.50	19.51	0.06	1.170	1.006	1.222	1.44
	LTE 41	QPSK20M	Top Side	0	41055	50	0	DSI-4	Ant2	1	62.9	20.50	19.22	0.11	0.981	1.006	1.222	1.21
	LTE 41	QPSK20M	Top Side	0	41490	50	0	DSI-4	Ant2	1	62.9	20.50	19.29	0.03	0.885	1.006	1.222	1.09
	LTE 41	QPSK20M	Top Side	0	39750	100	0	DSI-4	Ant2	1	62.9	20.50	19.54	-0.08	1.580	1.006	1.222	1.94
	LTE 66	QPSK20M	Rear Face	0	132322	1	50	DSI-3/4	Ant1	1	-	21.50	20.48	0.16	1.480	1.000	1.265	1.87
	LTE 66	QPSK20M	Bottom Side	0	132322	1	50	DSI-3/4	Ant1	1	-	21.50	20.48	0.07	1.790	1.000	1.265	2.26
	LTE 66	QPSK20M	Rear Face	0	132322	50	25	DSI-3/4	Ant1	1	-	21.50	20.32	0.14	1.510	1.000	1.355	2.05
	LTE 66	QPSK20M	Bottom Side	0	132322	50	25	DSI-3/4	Ant1	1	-	21.50	20.32	0.07	1.820	1.000	1.355	2.47
	LTE 66	QPSK20M	Bottom Side	0	132072	1	50	DSI-3/4	Ant1	1	-	21.50	20.45	0.05	1.720	1.000	1.265	2.18
	LTE 66	QPSK20M	Bottom Side	0	132572	1	50	DSI-3/4	Ant1	1	-	21.50	20.40	0.06	1.780	1.000	1.265	2.25
	LTE 66	QPSK20M	Rear Face	0	132072	50	25	DSI-3/4	Ant1	1	-	21.50	20.26	0.13	1.640	1.000	1.355	2.22
	LTE 66	QPSK20M	Rear Face	0	132572	50	25	DSI-3/4	Ant1	1	-	21.50	20.28	0.08	1.540	1.000	1.355	2.09
	LTE 66	QPSK20M	Bottom Side	0	132072	50	25	DSI-3/4	Ant1	1	-	21.50	20.26	0.02	1.740	1.000	1.355	2.36
P57	LTE 66	QPSK20M	Bottom Side	0	132572	50	25	DSI-3/4	Ant1	1	-	21.50	20.28	0.06	1.830	1.000	1.355	**2.48**
	LTE 66	QPSK20M	Rear Face	0	132322	100	0	DSI-3/4	Ant1	1	-	21.50	20.23	0.01	1.040	1.000	1.355	1.41
	LTE 66	QPSK20M	Bottom Side	0	132322	100	0	DSI-3/4	Ant1	1	-	21.50	20.23	0.08	1.790	1.000	1.355	2.43
	LTE 66	QPSK20M	Bottom Side	0	132572	50	25	DSI-3/4	Ant1	2	-	21.50	20.28	0.06	1.580	1.000	1.355	2.14
	LTE 66	QPSK20M	Bottom Side	0	132572	50	25	DSI-3/4	Ant1	3	-	21.50	20.28	3.53	1.670	1.000	1.355	2.26
	LTE 66	QPSK20M	Bottom Side	0	132572	50	25	DSI-3/4	Ant1	4	-	21.50	20.28	0.01	1.650	1.000	1.355	2.24
	WLAN5G	802.11ac VHT80	Front Face	0	58	-	-	DSI-2	Ant3	1	86.49	14.50	13.31	0.15	0.206	1.156	1.315	0.31
	WLAN5G	802.11ac VHT80	Rear Face	0	58	-	-	DSI-2	Ant3	1	86.49	14.50	13.31	0.07	0.223	1.156	1.315	0.34
	WLAN5G	802.11ac VHT80	Right Side	0	58	-	-	DSI-2	Ant3	1	86.49	14.50	13.31	-0.06	0.165	1.156	1.315	0.25
P58	WLAN5G	802.11ac VHT80	Top Side	0	58	-	-	DSI-2	Ant3	1	86.49	14.50	13.31	0.02	0.541	1.156	1.315	**0.82**
	WLAN5G	802.11ac VHT80	Front Face	0	106	-	-	DSI-2	Ant3	1	86.49	13.50	12.82	0.11	0.193	1.156	1.169	0.26
	WLAN5G	802.11ac VHT80	Rear Face	0	106	-	-	DSI-2	Ant3	1	86.49	13.50	12.82	-0.06	0.378	1.156	1.169	0.51
	WLAN5G	802.11ac VHT80	Right Side	0	106	-	-	DSI-2	Ant3	1	86.49	13.50	12.82	0.14	0.191	1.156	1.169	0.26
P59	WLAN5G	802.11ac VHT80	Top Side	0	106	-	-	DSI-2	Ant3	1	86.49	13.50	12.82	-0.09	0.424	1.156	1.169	**0.57**

Note：When the hotspot SAR is adjusted for maximum tune-up tolerance and the result is <1.2W/kg, the extremity SAR is not required.

4.6.6 SAR Measurement Variability

According to KDB 865664 D01, SAR measurement variability was assessed for each frequency band, which is determined by the SAR probe calibration point and tissue-equivalent medium used for the device measurements. When both head and body tissue-equivalent media are required for SAR measurements in a frequency band, the variability measurement procedures should be applied to the tissue medium with the highest measured SAR, using the highest measured SAR configuration for that tissue-equivalent medium. Alternatively, if the highest measured SAR for both head and body tissue-equivalent media are ≤ 1.45 W/kg and the ratio of these highest SAR values, i.e., largest divided by smallest value, is ≤ 1.10, the highest SAR configuration for either head or body tissue-equivalent medium may be used to perform the repeated measurement. These additional measurements are repeated after the completion of all measurements requiring the same head or body tissue-equivalent medium in a frequency band. The test device should be returned to ambient conditions (normal room temperature) with the battery fully charged before it is re-mounted on the device holder for the repeated measurement(s) to minimize any unexpected variations in the repeated results.

SAR repeated measurement procedure:

1. When the highest measured SAR is < 0.80 W/kg, repeated measurement is not required.
2. When the highest measured SAR is >= 0.80 W/kg, repeat that measurement once.
3. If the ratio of largest to smallest SAR for the original and first repeated measurements is > 1.20, or when the original or repeated measurement is >= 1.45 W/kg, perform a second repeated measurement.
4. If the ratio of largest to smallest SAR for the original, first and second repeated measurements is > 1.20, and the original, first or second repeated measurement is >= 1.5 W/kg, perform a third repeated measurement.

Band	Test Position	Ch.	Original Measured SAR-1g (W/kg)	1st Repeated SAR-1g (W/kg)	L/S Ratio	2nd Repeated SAR-1g (W/kg)	L/S Ratio	3rd Repeated SAR-1g (W/kg)	L/S Ratio
LTE B7	Front Face	21100	0.808	0.805	1.004	N/A	N/A	N/A	N/A

4.6.7 Simultaneous Multi-band Transmission Evaluation

<SAR Summation Analysis>

Simultaneous transmission SAR test exclusion is determined for each operating configuration and exposure condition according to the reported standalone SAR of each applicable simultaneous transmitting antenna. When the sum of SAR_{1g} of all simultaneously transmitting antennas in an operating mode and exposure condition combination is within the SAR limit (SAR_{1g} 1.6 W/kg), the simultaneous transmission SAR is not required. When the sum of SAR_{1g} is greater than the SAR limit (SAR_{1g} 1.6 W/kg), SAR test exclusion is determined by the SPLSR.

< Head Exposure Condition >

WWAN Band	Exposure Position	1 WWAN 1g SAR (W/kg)	2 2.4GHz WLAN 1g SAR (W/kg)	3 5GHz WLAN 1g SAR (W/kg)	4 Bluetooth 1g SAR (W/kg)	1+2 Summed 1g SAR (W/kg)	1+3 Summed 1g SAR (W/kg)	1+4 Summed 1g SAR (W/kg)
GSM850	Right Cheek at 0mm	0.885	0.358	0.278	0.000	**1.24**	**1.16**	**0.88**
	Right Tilted at 0mm	0.636	0.404	0.379	0.000	**1.04**	**1.01**	**0.64**
	Left Cheek at 0mm	0.597	0.785	0.549	0.147	**1.38**	**1.15**	**0.74**
	Left Tilted at 0mm	0.555	0.607	0.714	0.120	**1.16**	**1.27**	**0.67**
GSM1900	Right Cheek at 0mm	0.300	0.358	0.278	0.000	**0.66**	**0.58**	**0.30**
	Right Tilted at 0mm	0.359	0.404	0.379	0.000	**0.76**	**0.74**	**0.36**
	Left Cheek at 0mm	0.178	0.785	0.549	0.147	**0.96**	**0.73**	**0.32**
	Left Tilted at 0mm	0.206	0.607	0.714	0.120	**0.81**	**0.92**	**0.33**
WCDMA II	Right Cheek at 0mm	0.718	0.358	0.278	0.000	**1.08**	**1.00**	**0.72**
	Right Tilted at 0mm	0.793	0.404	0.379	0.000	**1.20**	**1.17**	**0.79**
	Left Cheek at 0mm	0.394	0.785	0.549	0.147	**1.18**	**0.94**	**0.54**
	Left Tilted at 0mm	0.504	0.607	0.714	0.120	**1.11**	**1.22**	**0.62**
WCDMA IV	Right Cheek at 0mm	0.668	0.358	0.278	0.000	**1.03**	**0.95**	**0.67**
	Right Tilted at 0mm	0.555	0.404	0.379	0.000	**0.96**	**0.93**	**0.55**
	Left Cheek at 0mm	0.388	0.785	0.549	0.147	**1.17**	**0.94**	**0.53**
	Left Tilted at 0mm	0.460	0.607	0.714	0.120	**1.07**	**1.17**	**0.58**
WCDMA V	Right Cheek at 0mm	0.986	0.358	0.278	0.000	**1.34**	**1.26**	**0.99**
	Right Tilted at 0mm	0.777	0.404	0.379	0.000	**1.18**	**1.16**	**0.78**
	Left Cheek at 0mm	0.712	0.785	0.549	0.147	**1.50**	**1.26**	**0.86**
	Left Tilted at 0mm	0.577	0.607	0.714	0.120	**1.18**	**1.29**	**0.70**
LTE Band 2	Right Cheek at 0mm	0.836	0.358	0.278	0.000	**1.19**	**1.11**	**0.84**
	Right Tilted at 0mm	0.971	0.404	0.379	0.000	**1.37**	**1.35**	**0.97**
	Left Cheek at 0mm	0.455	0.785	0.549	0.147	**1.24**	**1.00**	**0.60**
	Left Tilted at 0mm	0.518	0.607	0.714	0.120	**1.13**	**1.23**	**0.64**
LTE Band 7	Right Cheek at 0mm	0.677	0.358	0.278	0.000	**1.03**	**0.95**	**0.68**
	Right Tilted at 0mm	0.941	0.404	0.379	0.000	**1.34**	**1.32**	**0.94**
	Left Cheek at 0mm	0.288	0.785	0.549	0.147	**1.07**	**0.84**	**0.43**
	Left Tilted at 0mm	0.354	0.607	0.714	0.120	**0.96**	**1.07**	**0.47**
LTE Band 13	Right Cheek at 0mm	0.835	0.358	0.278	0.000	**1.19**	**1.11**	**0.84**
	Right Tilted at 0mm	0.773	0.404	0.379	0.000	**1.18**	**1.15**	**0.77**
	Left Cheek at 0mm	0.703	0.785	0.549	0.147	**1.49**	**1.25**	**0.85**
	Left Tilted at 0mm	0.613	0.607	0.714	0.120	**1.22**	**1.33**	**0.73**
LTE Band 26	Right Cheek at 0mm	0.928	0.358	0.278	0.000	**1.29**	**1.21**	**0.93**
	Right Tilted at 0mm	0.773	0.404	0.379	0.000	**1.18**	**1.15**	**0.77**
	Left Cheek at 0mm	0.692	0.785	0.549	0.147	**1.48**	**1.24**	**0.84**
	Left Tilted at 0mm	0.537	0.607	0.714	0.120	**1.14**	**1.25**	**0.66**

WWAN Band	Exposure Position	1	2	3	4	1+2 Summed 1g SAR (W/kg)	1+3 Summed 1g SAR (W/kg)	1+4 Summed 1g SAR (W/kg)
		WWAN	2.4GHz WLAN	5GHz WLAN	Bluetooth			
		1g SAR (W/kg)	1g SAR (W/kg)	1g SAR (W/kg)	1g SAR (W/kg)			
LTE Band 38	Right Cheek at 0mm	0.629	0.358	0.278	0.000	**0.99**	**0.91**	**0.63**
	Right Tilted at 0mm	0.745	0.404	0.379	0.000	**1.15**	**1.12**	**0.75**
	Left Cheek at 0mm	0.251	0.785	0.549	0.147	**1.04**	**0.80**	**0.40**
	Left Tilted at 0mm	0.312	0.607	0.714	0.120	**0.92**	**1.03**	**0.43**
LTE Band 41	Right Cheek at 0mm	0.515	0.358	0.278	0.000	**0.87**	**0.79**	**0.52**
	Right Tilted at 0mm	0.842	0.404	0.379	0.000	**1.25**	**1.22**	**0.84**
	Left Cheek at 0mm	0.269	0.785	0.549	0.147	**1.05**	**0.82**	**0.42**
	Left Tilted at 0mm	0.336	0.607	0.714	0.120	**0.94**	**1.05**	**0.46**
LTE Band 66	Right Cheek at 0mm	0.791	0.358	0.278	0.000	**1.15**	**1.07**	**0.79**
	Right Tilted at 0mm	0.697	0.404	0.379	0.000	**1.10**	**1.08**	**0.70**
	Left Cheek at 0mm	0.465	0.785	0.549	0.147	**1.25**	**1.01**	**0.61**
	Left Tilted at 0mm	0.514	0.607	0.714	0.120	**1.12**	**1.23**	**0.63**

< Body Worn Exposure Condition >

WWAN Band	Exposure Position	1	2	3	4	1+2 Summed 1g SAR (W/kg)	1+3 Summed 1g SAR (W/kg)	1+4 Summed 1g SAR (W/kg)
		WWAN	2.4GHz WLAN	5GHz WLAN	Bluetooth			
		1g SAR (W/kg)	1g SAR (W/kg)	1g SAR (W/kg)	1g SAR (W/kg)			
GSM850	Front at 10mm -	0.259	0.193	0.131	0.000	**0.45**	**0.39**	**0.26**
	Back at 10mm -	0.470	0.446	0.689	0.037	**0.92**	**1.16**	**0.51**
GSM1900	Front at 10mm -	0.253	0.193	0.131	0.000	**0.45**	**0.38**	**0.25**
	Back at 10mm -	0.298	0.446	0.689	0.037	**0.74**	**0.99**	**0.34**
WCDMA II	Front at 10mm -	0.888	0.193	0.131	0.000	**1.08**	**1.02**	**0.89**
	Back at 10mm -	0.598	0.446	0.689	0.037	**1.04**	**1.29**	**0.63**
WCDMA IV	Front at 10mm -	0.729	0.193	0.131	0.000	**0.92**	**0.86**	**0.73**
	Back at 10mm -	0.844	0.446	0.689	0.037	**1.29**	**1.53**	**0.88**
WCDMA V	Front at 10mm -	0.324	0.193	0.131	0.000	**0.52**	**0.46**	**0.32**
	Back at 10mm -	0.724	0.446	0.689	0.037	**1.17**	**1.41**	**0.76**
LTE Band 2	Front at 10mm -	0.859	0.193	0.131	0.000	**1.05**	**0.99**	**0.86**
	Back at 10mm -	0.576	0.446	0.689	0.037	**1.02**	**1.27**	**0.61**
LTE Band 7	Front at 10mm -	1.057	0.193	0.131	0.000	**1.25**	**1.19**	**1.06**
	Back at 10mm -	0.890	0.446	0.689	0.037	**1.34**	**1.58**	**0.93**
LTE Band 13	Front at 10mm -	0.321	0.193	0.131	0.000	**0.51**	**0.45**	**0.32**
	Back at 10mm -	0.468	0.446	0.689	0.037	**0.91**	**1.16**	**0.50**
LTE Band 26	Front at 10mm -	0.303	0.193	0.131	0.000	**0.50**	**0.43**	**0.30**
	Back at 10mm -	0.599	0.446	0.689	0.037	**1.05**	**1.29**	**0.64**
LTE Band 38	Front at 10mm -	0.876	0.193	0.131	0.000	**1.07**	**1.01**	**0.88**
	Back at 10mm -	0.871	0.446	0.689	0.037	**1.32**	**1.56**	**0.91**
LTE Band 41	Front at 10mm -	0.886	0.193	0.131	0.000	**1.08**	**1.02**	**0.89**
	Back at 10mm -	0.856	0.446	0.689	0.037	**1.30**	**1.55**	**0.89**
LTE Band 66	Front at 10mm -	0.751	0.193	0.131	0.000	**0.94**	**0.88**	**0.75**
	Back at 10mm -	0.780	0.446	0.689	0.037	**1.23**	**1.47**	**0.82**

< Hotspot Exposure Condition >

WWAN Band	Exposure Position	1	2	3	4	1+2 Summed 1g SAR (W/kg)	1+3 Summed 1g SAR (W/kg)	1+4 Summed 1g SAR (W/kg)
		WWAN	2.4GHz WLAN	5GHz WLAN	Bluetooth			
		1g SAR (W/kg)	1g SAR (W/kg)	1g SAR (W/kg)	1g SAR (W/kg)			
GSM850	Front at 10mm -	0.259	0.193	0.131		**0.45**	**0.39**	**0.26**
	Back at 10mm -	0.470	0.446	0.689	0.037	**0.92**	**1.16**	**0.51**
	Left side at 10mm -	0.136				**0.14**	**0.14**	**0.14**
	Right side at 10mm -	0.247	0.185	0.268		**0.43**	**0.51**	**0.25**
	Top side at 10mm -	0.326	0.288	0.363		**0.61**	**0.69**	**0.33**
	Bottom side at 10mm -	0.371				**0.37**	**0.37**	**0.37**
GSM1900	Front at 10mm -	0.253	0.193	0.131		**0.45**	**0.38**	**0.25**
	Back at 10mm -	0.298	0.446	0.689	0.037	**0.74**	**0.99**	**0.34**
	Left side at 10mm -	0.139				**0.14**	**0.14**	**0.14**
	Right side at 10mm -	0.057	0.185	0.268		**0.24**	**0.32**	**0.06**
	Top side at 10mm -	0.226	0.288	0.363		**0.51**	**0.59**	**0.23**
	Bottom side at 10mm -	0.339				**0.34**	**0.34**	**0.34**
WCDMA II	Front at 10mm -	0.888	0.193	0.131		**1.08**	**1.02**	**0.89**
	Back at 10mm -	0.598	0.446	0.689	0.037	**1.04**	**1.29**	**0.63**
	Left side at 10mm -	0.451				**0.45**	**0.45**	**0.45**
	Right side at 10mm -	0.184	0.185	0.268		**0.37**	**0.45**	**0.18**
	Top side at 10mm -	0.736	0.288	0.363		**1.02**	**1.10**	**0.74**
	Bottom side at 10mm -	0.845				**0.84**	**0.84**	**0.84**
WCDMA IV	Front at 10mm -	0.729	0.193	0.131		**0.92**	**0.86**	**0.73**
	Back at 10mm -	0.844	0.446	0.689	0.037	**1.29**	**1.53**	**0.88**
	Left side at 10mm -	0.314				**0.31**	**0.31**	**0.31**
	Right side at 10mm -	0.217	0.185	0.268		**0.40**	**0.48**	**0.22**
	Top side at 10mm -	0.333	0.288	0.363		**0.62**	**0.70**	**0.33**
	Bottom side at 10mm -	0.806				**0.81**	**0.81**	**0.81**
WCDMA V	Front at 10mm -	0.324	0.193	0.131		**0.52**	**0.46**	**0.32**
	Back at 10mm -	0.724	0.446	0.689	0.037	**1.17**	**1.41**	**0.76**
	Left side at 10mm -	0.179				**0.18**	**0.18**	**0.18**
	Right side at 10mm -	0.269	0.185	0.268		**0.45**	**0.54**	**0.27**
	Top side at 10mm -	0.335	0.288	0.363		**0.62**	**0.70**	**0.34**
	Bottom side at 10mm -	0.434				**0.43**	**0.43**	**0.43**
LTE Band 2	Front at 10mm -	0.859	0.193	0.131		**1.05**	**0.99**	**0.86**
	Back at 10mm -	0.576	0.446	0.689	0.037	**1.02**	**1.27**	**0.61**
	Left side at 10mm -	0.446				**0.45**	**0.45**	**0.45**
	Right side at 10mm -	0.178	0.185	0.268		**0.36**	**0.45**	**0.18**
	Top side at 10mm -	0.775	0.288	0.363		**1.06**	**1.14**	**0.78**
	Bottom side at 10mm -	0.871				**0.87**	**0.87**	**0.87**

WWAN Band	Exposure Position	1	2	3	4	1+2 Summed 1g SAR (W/kg)	1+3 Summed 1g SAR (W/kg)	1+4 Summed 1g SAR (W/kg)
		WWAN	2.4GHz WLAN	5GHz WLAN	Bluetooth			
		1g SAR (W/kg)	1g SAR (W/kg)	1g SAR (W/kg)	1g SAR (W/kg)			
LTE Band 7	Front at 10mm -	1.057	0.193	0.131		**1.25**	**1.19**	**1.06**
	Back at 10mm -	0.890	0.446	0.689	0.037	**1.34**	**1.58**	**0.93**
	Left side at 10mm -	0.673				**0.67**	**0.67**	**0.67**
	Right side at 10mm -	0.185	0.185	0.268		**0.37**	**0.45**	**0.18**
	Top side at 10mm -	0.922	0.288	0.363		**1.21**	**1.28**	**0.92**
	Bottom side at 10mm -	0.618				**0.62**	**0.62**	**0.62**
LTE Band 13	Front at 10mm -	0.321	0.193	0.131		**0.51**	**0.45**	**0.32**
	Back at 10mm -	0.468	0.446	0.689	0.037	**0.91**	**1.16**	**0.50**
	Left side at 10mm -	0.229				**0.23**	**0.23**	**0.23**
	Right side at 10mm -	0.354	0.185	0.268		**0.54**	**0.62**	**0.35**
	Top side at 10mm -	0.223	0.288	0.363		**0.51**	**0.59**	**0.22**
	Bottom side at 10mm -	0.379				**0.38**	**0.38**	**0.38**
LTE Band 26	Front at 10mm -	0.303	0.193	0.131		**0.50**	**0.43**	**0.30**
	Back at 10mm -	0.599	0.446	0.689	0.037	**1.05**	**1.29**	**0.64**
	Left side at 10mm -	0.183				**0.18**	**0.18**	**0.18**
	Right side at 10mm -	0.267	0.185	0.268		**0.45**	**0.53**	**0.27**
	Top side at 10mm -	0.295	0.288	0.363		**0.58**	**0.66**	**0.29**
	Bottom side at 10mm -	0.517				**0.52**	**0.52**	**0.52**
LTE Band 38	Front at 10mm -	0.876	0.193	0.131		**1.07**	**1.01**	**0.88**
	Back at 10mm -	0.871	0.446	0.689	0.037	**1.32**	**1.56**	**0.91**
	Left side at 10mm -	0.561				**0.56**	**0.56**	**0.56**
	Right side at 10mm -	0.147	0.185	0.268		**0.33**	**0.41**	**0.15**
	Top side at 10mm -	0.921	0.288	0.363		**1.21**	**1.28**	**0.92**
	Bottom side at 10mm -	0.644				**0.64**	**0.64**	**0.64**
LTE Band 41	Front at 10mm -	0.886	0.193	0.131		**1.08**	**1.02**	**0.89**
	Back at 10mm -	0.856	0.446	0.689	0.037	**1.30**	**1.55**	**0.89**
	Left side at 10mm -	0.474				**0.47**	**0.47**	**0.47**
	Right side at 10mm -	0.143	0.185	0.268		**0.33**	**0.41**	**0.14**
	Top side at 10mm -	0.895	0.288	0.363		**1.18**	**1.26**	**0.90**
	Bottom side at 10mm -	0.873				**0.87**	**0.87**	**0.87**
LTE Band 66	Front at 10mm -	0.751	0.193	0.131		**0.94**	**0.88**	**0.75**
	Back at 10mm -	0.780	0.446	0.689	0.037	**1.23**	**1.47**	**0.82**
	Left side at 10mm -	0.399				**0.40**	**0.40**	**0.40**
	Right side at 10mm -	0.244	0.185	0.268		**0.43**	**0.51**	**0.24**
	Top side at 10mm -	0.643	0.288	0.363		**0.93**	**1.01**	**0.64**
	Bottom side at 10mm -	0.878				**0.88**	**0.88**	**0.88**

<Extremity Exposure Condition >

WWAN Band	Exposure Position	1	2	3	4	1+2 Summed 10g SAR (W/kg)	1+3 Summed 10g SAR (W/kg)	1+4 Summed 10g SAR (W/kg)
		WWAN	2.4GHz WLAN	5GHz WLAN	Bluetooth			
		10g SAR (W/kg)	10g SAR (W/kg)	10g SAR (W/kg)	10g SAR (W/kg)			
WCDMA II	Front at 0mm -			0.313		**0.00**	**0.31**	**0.00**
	Back at 0mm -	1.842		0.511		**1.84**	**2.35**	**1.84**
	Right side at 0mm -			0.258		**0.00**	**0.26**	**0.00**
	Top side at 0mm -	1.619		0.823		**1.62**	**2.44**	**1.62**
	Bottom side at 0mm -	2.267				**2.27**	**2.27**	**2.27**
WCDMA IV	Front at 0mm -			0.313		**0.00**	**0.31**	**0.00**
	Back at 0mm -	2.155		0.511		**2.16**	**2.67**	**2.16**
	Right side at 0mm -			0.258		**0.00**	**0.26**	**0.00**
	Top side at 0mm -			0.823		**0.00**	**0.82**	**0.00**
	Bottom side at 0mm -	2.464				**2.46**	**2.46**	**2.46**
LTE Band 2	Front at 0mm -			0.313		**0.00**	**0.31**	**0.00**
	Back at 0mm -	1.973		0.511		**1.97**	**2.48**	**1.97**
	Right side at 0mm -			0.258		**0.00**	**0.26**	**0.00**
	Top side at 0mm -	1.644		0.823		**1.64**	**2.47**	**1.64**
	Bottom side at 0mm -	2.481				**2.48**	**2.48**	**2.48**
LTE Band 7	Front at 0mm -			0.313		**0.00**	**0.31**	**0.00**
	Back at 0mm -	1.256		0.511		**1.26**	**1.77**	**1.26**
	Right side at 0mm -			0.258		**0.00**	**0.26**	**0.00**
	Top side at 0mm -	1.560		0.823		**1.56**	**2.38**	**1.56**
	Bottom side at 0mm -	1.528				**1.53**	**1.53**	**1.53**
LTE Band 38	Front at 0mm -			0.313		**0.00**	**0.31**	**0.00**
	Back at 0mm -	1.340		0.511		**1.34**	**1.85**	**1.34**
	Right side at 0mm -			0.258		**0.00**	**0.26**	**0.00**
	Top side at 0mm -	1.657		0.823		**1.66**	**2.48**	**1.66**
	Bottom side at 0mm -					**0.00**	**0.00**	**0.00**
LTE Band 41	Front at 0mm -			0.313		**0.00**	**0.31**	**0.00**
	Back at 0mm -	1.184		0.511		**1.18**	**1.70**	**1.18**
	Right side at 0mm -			0.258		**0.00**	**0.26**	**0.00**
	Top side at 0mm -	2.066		0.823		**2.07**	**2.89**	**2.07**
	Bottom side at 0mm -					**0.00**	**0.00**	**0.00**
LTE Band 66	Front at 0mm -			0.313		**0.00**	**0.31**	**0.00**
	Back at 0mm -	2.223		0.511		**2.22**	**2.73**	**2.22**
	Right side at 0mm -			0.258		**0.00**	**0.26**	**0.00**
	Top side at 0mm -			0.823		**0.00**	**0.82**	**0.00**
	Bottom side at 0mm -	2.480				**2.48**	**2.48**	**2.48**

Note:

1. The SAR summation of maximum SAR of WWAN and WLAN/BT for each position is under the SAR limitation (**Head & Body: SAR_{1g} 1.6 W/kg, Extremity: SAR_{10g} 4.0 W/kg**). Therefore, the simultaneous transmission condition is compliance with the SAR criterion.

Test Engineer： Zixiao Xia, and Renjie Liu

5. Calibration of Test Equipment

Equipment	Manufacturer	Model	SN	Cal. Date	Cal. Interval
System Validation Dipole	SPEAG	D750V3	1200	Oct. 27, 2021	3 Years
System Validation Dipole	SPEAG	D835V2	4d265	Oct. 18, 2021	3 Years
System Validation Dipole	SPEAG	D1750V2	1176	Oct. 19, 2021	3 Years
System Validation Dipole	SPEAG	D1900V2	5d159	Sep. 16, 2021	3 Years
System Validation Dipole	SPEAG	D2450V2	1048	Oct. 21, 2021	3 Years
System Validation Dipole	SPEAG	D2600V2	1110	Sep. 16, 2021	3 Years
System Validation Dipole	SPEAG	D5GHzV2	1315	Oct. 22, 2021	3 Years
Data Acquisition Electronics	SPEAG	DAE4	755	Mar. 23, 2023	1 Year
Dosimetric E-Field Probe	SPEAG	EX3DV4	3985	Jul. 10, 2023	1 Year
Radio Communication Analyzer	ANRITSU	MT8821C	6272458679	Aug. 26, 2022	2 Years
Vector Network Analyzer	SPEAG	VNA R140	0121219	Feb. 17, 2023	1 Year
dielectric parameter probes	SPEAG	DAK-3.5	1119	Feb. 20, 2023	1 Year
Power Meter	Rohde&Schwarz	NRX	102380	Feb. 15, 2022	2 Years
Power Sensor	Rohde&Schwarz	NRP6A	102942	Feb. 15, 2022	2 Years
Power Sensor	Rohde&Schwarz	NRP6A	102943	Feb. 15, 2022	2 Years
ESG Analog Signal Generator	Rohde&Schwarz	SMB100A03	182185	Feb. 16, 2022	2 Years
Coupler	Woken	0110A056020-10	COM27RW1A3	May. 10, 2023	1 Year
Temp.&Humi.Recorder	DeLi	8813	SZ-SAR2020009	Sep. 06, 2022	2 Years

Note:

1. Referring to KDB 865664 D01 v01r04, the dipole calibration interval can be extended to 3 years with justification. The dipole are also not physically damaged, or repaired during the interval. The dipole justification can be found in appendix C.
   The return loss is ＜ -20dB, within 20% of prior calibration, the impedance is with 5ohm of prior calibration.

6. Measurement Uncertainty

DASY6 Uncertainty Budget According to IEEE 1528-2013 and IEC 62209-1/2016 (0.3 - 3 GHz range)								
Error Description	**Uncertainty Value (±%)**	**Probability**	**Divisor**	**(Ci) 1g**	**(Ci) 10g**	**Standard Uncertainty (1g) (±%)**	**Standard Uncertainty (10g) (±%)**	**(Vi) Veff**
Measurement System								
Probe Calibration	6.05	N	1	1	1	6.1	6.1	∞
Axial Isotropy	4.7	R	1.732	0.7	0.7	1.9	1.9	∞
Hemispherical Isotropy	9.6	R	1.732	0.7	0.7	3.9	3.9	∞
Boundary Effects	2.0	R	1.732	1	1	1.2	1.2	∞
Linearity	4.7	R	1.732	1	1	2.7	2.7	∞
System Detection Limits	1.0	R	1.732	1	1	0.6	0.6	∞
Modulation Response	3.2	R	1.732	1	1	1.8	1.8	∞
Readout Electronics	0.3	N	1	1	1	0.3	0.3	∞
Response Time	0.0	R	1.732	1	1	0.0	0.0	∞
Integration Time	2.6	R	1.732	1	1	1.5	1.5	∞
RF Ambient Noise	3.0	R	1.732	1	1	1.7	1.7	∞
RF Ambient Reflections	3.0	R	1.732	1	1	1.7	1.7	∞
Probe Positioner	0.4	R	1.732	1	1	0.2	0.2	∞
Probe Positioning	6.7	R	1.732	1	1	3.9	3.9	∞
Max. SAR Eval.	4.0	R	1.732	1	1	2.3	2.3	∞
Test Sample Related								
Device Positioning	4.0	N	1	1	1	4.0	4.0	35
Device Holder	4.9	N	1	1	1	4.9	4.9	12
Power Drift	5.0	R	1.732	1	1	2.9	2.9	∞
Power Scaling	0.0	R	1.732	1	1	0.0	0.0	∞
Phantom and Setup								
Phantom Uncertainty	6.6	R	1.732	1	1	3.8	3.8	∞
SAR correction	0.0	R	1.732	1	0.84	0.0	0.0	∞
Liquid Conductivity Repeatability	0.14	N	1	0.78	0.71	0.1	0.1	5
Liquid Conductivity (target)	10.0	R	1.732	0.78	0.71	4.5	4.1	∞
Liquid Conductivity (mea.)	2.5	R	1.732	0.78	0.71	1.1	1.0	∞
Temp. unc. - Conductivity	2.61	R	1.732	0.78	0.71	1.2	1.1	∞
Liquid Permittivity Repeatability	0.03	N	1	0.23	0.26	0.0	0.0	5
Liquid Permittivity (target)	10.0	R	1.732	0.23	0.26	1.3	1.5	∞
Liquid Permittivity (mea.)	2.5	R	1.732	0.23	0.26	0.3	0.4	∞
Temp. unc. - Permittivity	1.78	R	1.732	0.23	0.26	0.2	0.3	∞
Combined Std. Uncertainty						13.6%	13.5%	578
Coverage Factor for 95 %						K=2	K=2	
Expanded STD Uncertainty						27.2%	26.9%	

Uncertainty budget for frequency range 300 MHz to 3 GHz

DASY6 Uncertainty Budget According to IEC 62209-2/2010 (30 MHz - 6 GHz range)								
Error Description	**Uncertainty Value (±%)**	**Probability**	**Divisor**	**(Ci) 1g**	**(Ci) 10g**	**Standard Uncertainty (1g) (±%)**	**Standard Uncertainty (10g) (±%)**	**(Vi) Veff**
Measurement System								
Probe Calibration	6.65	N	1	1	1	6.7	6.7	∞
Axial Isotropy	4.7	R	1.732	0.7	0.7	1.9	1.9	∞
Hemispherical Isotropy	9.6	R	1.732	0.7	0.7	3.9	3.9	∞
Boundary Effects	2.0	R	1.732	1	1	1.2	1.2	∞
Linearity	4.7	R	1.732	1	1	2.7	2.7	∞
System Detection Limits	1.0	R	1.732	1	1	0.6	0.6	∞
Modulation Response	3.2	R	1.732	1	1	1.8	1.8	∞
Readout Electronics	0.3	N	1	1	1	0.3	0.3	∞
Response Time	0.0	R	1.732	1	1	0.0	0.0	∞
Integration Time	2.6	R	1.732	1	1	1.5	1.5	∞
RF Ambient Noise	3.0	R	1.732	1	1	1.7	1.7	∞
RF Ambient Reflections	3.0	R	1.732	1	1	1.7	1.7	∞
Probe Positioner	0.4	R	1.732	1	1	0.2	0.2	∞
Probe Positioning	6.7	R	1.732	1	1	3.9	3.9	∞
Max. SAR Eval.	4.0	R	1.732	1	1	2.3	2.3	∞
Test Sample Related								
Device Positioning	4.3	N	1	1	1	4.3	4.3	35
Device Holder	4.9	N	1	1	1	4.9	4.9	12
Power Drift	5.0	R	1.732	1	1	2.9	2.9	∞
Power Scaling	0.0	R	1.732	1	1	0.0	0.0	∞
Phantom and Setup								
Phantom Uncertainty	6.6	R	1.732	1	1	3.8	3.8	∞
SAR correction	0.0	R	1.732	1	0.84	0.0	0.0	∞
Liquid Conductivity Repeatability	0.16	N	1	0.78	0.71	0.1	0.1	5
Liquid Conductivity (target)	10.0	R	1.732	0.78	0.71	4.5	4.1	∞
Liquid Conductivity (mea.)	2.5	R	1.732	0.78	0.71	1.1	1.0	∞
Temp. unc. - Conductivity	3.64	R	1.732	0.78	0.71	1.6	1.5	∞
Liquid Permittivity Repeatability	0.08	N	1	0.23	0.26	0.0	0.0	5
Liquid Permittivity (target)	10.0	R	1.732	0.23	0.26	1.3	1.5	∞
Liquid Permittivity (mea.)	2.5	R	1.732	0.23	0.26	0.3	0.4	∞
Temp. unc. - Permittivity	1.78	R	1.732	0.23	0.26	0.2	0.3	∞
Combined Std. Uncertainty						14.0%	13.9%	624
Coverage Factor for 95 %						K=2	K=2	
Expanded STD Uncertainty						28.0%	27.7%	

Uncertainty budget for frequency range 30 MHz to 6 GHz

7. Information on the Testing Laboratories

We, Huarui 7layers High Technology (Suzhou) Co., Ltd., were founded in 2020 to provide our best service in EMC, Radio, Telecom and Safety consultation.

If you have any comments, please feel free to contact us at the following:

Add: Tower N, Innovation Center, 88 Zuyi Road, High-tech District, Suzhou City, Anhui Province
Tel: +86 (0557) 368 1008

The road map of all our labs can be found in our web site also
Web: http://www.7Layers.com

---END---

Appendix A. SAR Plots of System Verification

The plots for system verification with largest deviation for each SAR system combination are shown as follows.

System Check_HSL750_231112

DUT: Dipole 750 MHz; Type: D750V3

Communication System: CW; Frequency: 750 MHz;Duty Cycle: 1:1
Medium: HSL750_1112 Medium parameters used: f = 750 MHz; σ = 0.875 S/m; ε_r = 43.303; ρ = 1000 kg/m^3
Ambient Temperature：23.5℃； Liquid Temperature：22.4℃

DASY5 Configuration:
- Probe: EX3DV4 - SN3985; ConvF(10.3, 10.3, 10.3) @ 750 MHz; Calibrated: 2023/07/10
- Sensor-Surface: 2mm (Mechanical Surface Detection)
- Electronics: DAE4 Sn755; Calibrated: 2023/03/23
- Phantom: SAM (Right) with CRP V5.0; Type: QD000P40CD; Serial: TP:1611
- Measurement SW: DASY52, Version 52.10 (2); SEMCAD X Version 14.6.12 (7450)

Pin=250mW/Area Scan (41x141x1): Interpolated grid: dx=1.500 mm, dy=1.500 mm
Maximum value of SAR (interpolated) = 2.19 W/kg

Pin=250mW/Zoom Scan (5x5x7)/Cube 0: Measurement grid: dx=8mm, dy=8mm, dz=5mm
Reference Value = 48.05 V/m; Power Drift = 0.05 dB
Peak SAR (extrapolated) = 2.93 W/kg
SAR(1 g) = 2.11 W/kg; SAR(10 g) = 1.37 W/kg
Maximum value of SAR (measured) = 2.21 W/kg

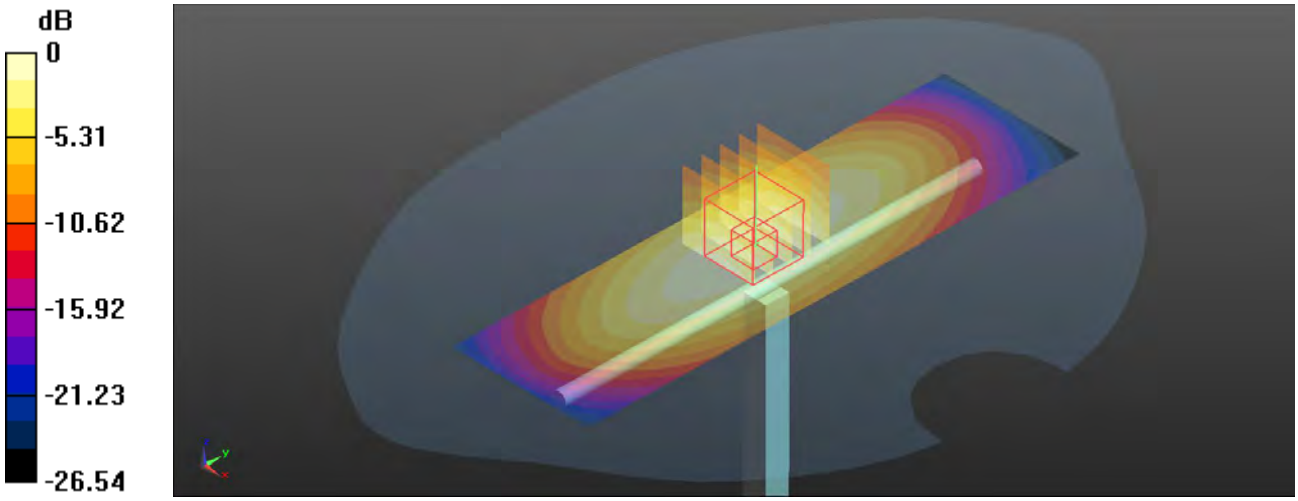

0 dB = 2.21 W/kg

System Check_HSL835_231113

DUT: Dipole 835 MHz; Type: D835V2

Communication System: CW; Frequency: 835 MHz;Duty Cycle: 1:1
Medium: HSL835_1113 Medium parameters used: f = 835 MHz; σ = 0.936 S/m; ε_r = 43.155; ρ = 1000 kg/m^3
Ambient Temperature：23.7℃； Liquid Temperature：22.5℃

DASY5 Configuration:
- Probe: EX3DV4 - SN3985; ConvF(9.9, 9.9, 9.9) @ 835 MHz; Calibrated: 2023/07/10
- Sensor-Surface: 2mm (Mechanical Surface Detection)
- Electronics: DAE4 Sn755; Calibrated: 2023/03/23
- Phantom: SAM (Right) with CRP V5.0; Type: QD000P40CD; Serial: TP:1611
- Measurement SW: DASY52, Version 52.10 (2); SEMCAD X Version 14.6.12 (7450)

Pin=250mW/Area Scan (41x131x1): Interpolated grid: dx=1.500 mm, dy=1.500 mm
Maximum value of SAR (interpolated) = 2.61 W/kg

Pin=250mW/Zoom Scan (5x5x7)/Cube 0: Measurement grid: dx=8mm, dy=8mm, dz=5mm
Reference Value = 52.23 V/m; Power Drift = 0.07 dB
Peak SAR (extrapolated) = 3.64 W/kg
SAR(1 g) = 2.41 W/kg; SAR(10 g) = 1.56 W/kg
Maximum value of SAR (measured) = 2.62 W/kg

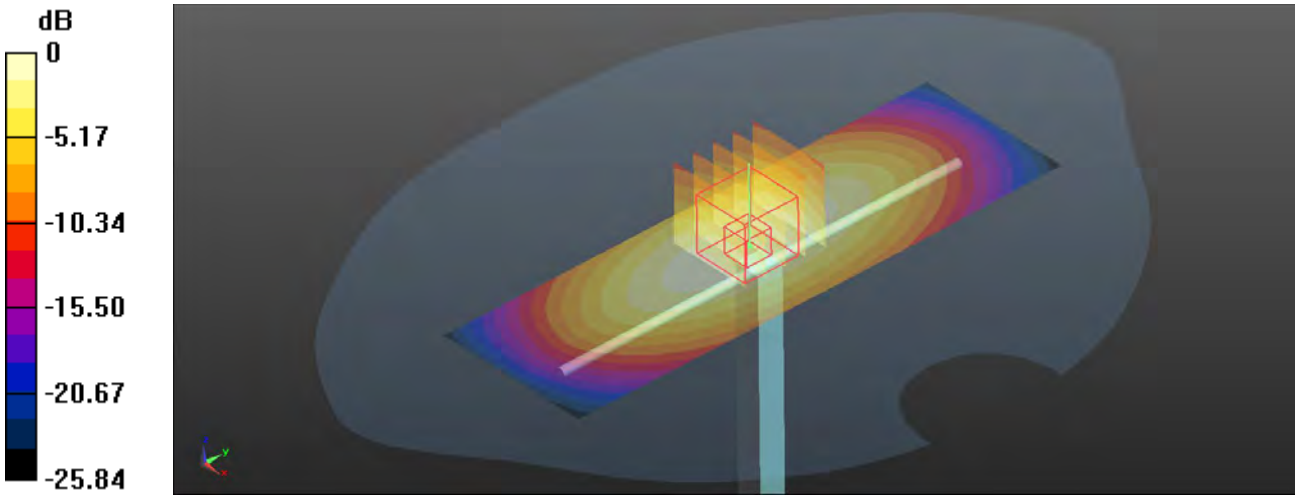

0 dB = 2.62 W/kg

System Check_HSL835_231124

DUT: Dipole 835 MHz; Type: D835V2

Communication System: CW; Frequency: 835 MHz;Duty Cycle: 1:1
Medium: HSL835_1124 Medium parameters used: f = 835 MHz; σ = 0.937 S/m; ε_r = 43.309; ρ = 1000 kg/m^3
Ambient Temperature：23.5℃； Liquid Temperature：22.6℃

DASY5 Configuration:
- Probe: EX3DV4 - SN3985; ConvF(9.9, 9.9, 9.9) @ 835 MHz; Calibrated: 2023/07/10
- Sensor-Surface: 2mm (Mechanical Surface Detection)
- Electronics: DAE4 Sn755; Calibrated: 2023/03/23
- Phantom: SAM (Right) with CRP V5.0; Type: QD000P40CD; Serial: TP:1611
- Measurement SW: DASY52, Version 52.10 (2); SEMCAD X Version 14.6.12 (7450)

Pin=250mW/Area Scan (41x131x1): Interpolated grid: dx=1.500 mm, dy=1.500 mm
Maximum value of SAR (interpolated) = 3.16 W/kg

Pin=250mW/Zoom Scan (5x5x7)/Cube 0: Measurement grid: dx=8mm, dy=8mm, dz=5mm
Reference Value = 58.31 V/m; Power Drift = 0.01 dB
Peak SAR (extrapolated) = 3.74 W/kg
SAR(1 g) = 2.39 W/kg; SAR(10 g) = 1.54 W/kg
Maximum value of SAR (measured) = 3.15 W/kg

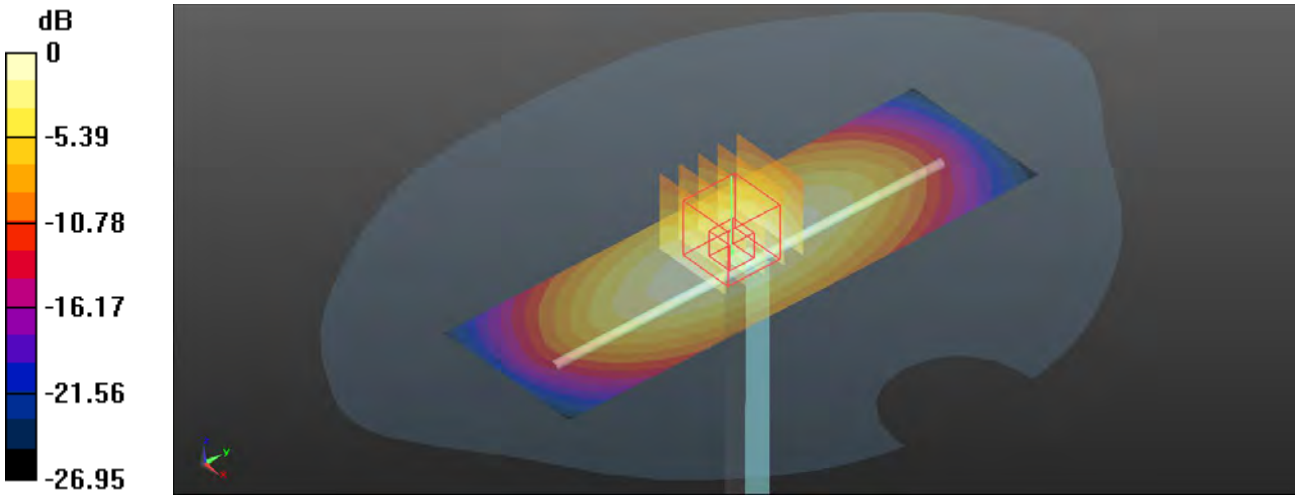

0 dB = 3.15 W/kg

Test Laboratory: ritt 7 Layers SAR/HAC Testing Lab Date: 2023/11/12

System Check_HSL1750_231112

DUT: Dipole 1750 MHz; Type: D1750V2

Communication System: CW; Frequency: 1750 MHz;Duty Cycle: 1:1
Medium: HSL1750_1112 Medium parameters used: f = 1750 MHz; σ = 1.414 S/m; ε_r = 40.975; ρ = 1000 kg/m^3
Ambient Temperature：23.4℃； Liquid Temperature：22.2℃

DASY5 Configuration:
- Probe: EX3DV4 - SN3985; ConvF(8.53, 8.53, 8.53) @ 1750 MHz; Calibrated: 2023/07/10
- Sensor-Surface: 2mm (Mechanical Surface Detection)
- Electronics: DAE4 Sn755; Calibrated: 2023/03/23
- Phantom: SAM (Right) with CRP V5.0; Type: QD000P40CD; Serial: TP:1611
- Measurement SW: DASY52, Version 52.10 (2); SEMCAD X Version 14.6.12 (7450)

Pin=250mW/Area Scan (41x81x1): Interpolated grid: dx=1.500 mm, dy=1.500 mm
Maximum value of SAR (interpolated) = 10.4 W/kg

Pin=250mW/Zoom Scan (5x5x7)/Cube 0: Measurement grid: dx=8mm, dy=8mm, dz=5mm
Reference Value = 78.93 V/m; Power Drift = 0.26 dB
Peak SAR (extrapolated) = 16.5 W/kg
SAR(1 g) = 9.08 W/kg; SAR(10 g) = 4.82 W/kg
Maximum value of SAR (measured) = 10.1 W/kg

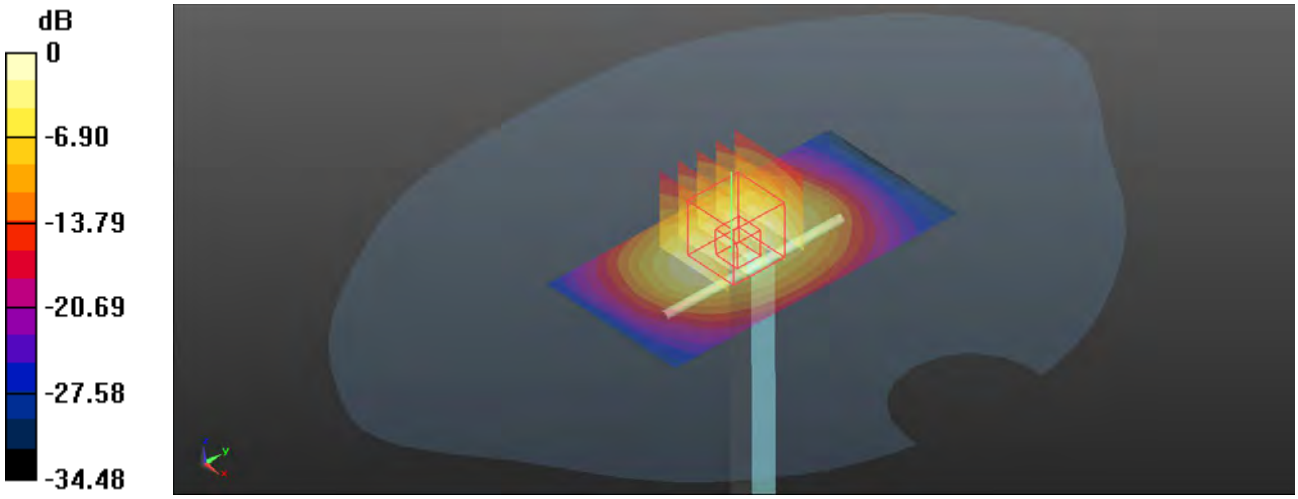

0 dB = 10.1 W/kg

System Check_HSL1750_231114

DUT: Dipole 1750 MHz; Type: D1750V2

Communication System: CW; Frequency: 1750 MHz;Duty Cycle: 1:1
Medium: HSL1750_1114 Medium parameters used: f = 1750 MHz; σ = 1.422 S/m; ε_r = 41.126; ρ = 1000 kg/m^3
Ambient Temperature：23.4℃； Liquid Temperature：22.3℃

DASY5 Configuration:
- Probe: EX3DV4 - SN3985; ConvF(8.53, 8.53, 8.53) @ 1750 MHz; Calibrated: 2023/07/10
- Sensor-Surface: 2mm (Mechanical Surface Detection)
- Electronics: DAE4 Sn755; Calibrated: 2023/03/23
- Phantom: SAM (Right) with CRP V5.0; Type: QD000P40CD; Serial: TP:1611
- Measurement SW: DASY52, Version 52.10 (2); SEMCAD X Version 14.6.12 (7450)

Pin=250mW/Area Scan (41x81x1): Interpolated grid: dx=1.500 mm, dy=1.500 mm
Maximum value of SAR (interpolated) = 13.2 W/kg

Pin=250mW/Zoom Scan (5x5x7)/Cube 0: Measurement grid: dx=8mm, dy=8mm, dz=5mm
Reference Value = 89.59 V/m; Power Drift = 0.17 dB
Peak SAR (extrapolated) = 16.3 W/kg
SAR(1 g) = 9.12 W/kg; SAR(10 g) = 4.85 W/kg
Maximum value of SAR (measured) = 13.12 W/kg

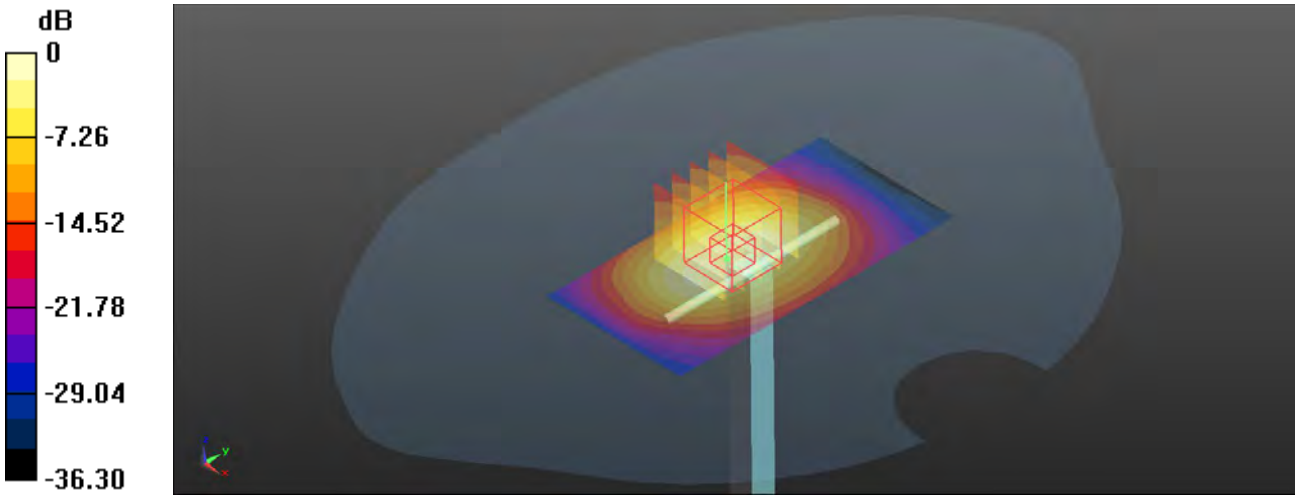

0 dB = 13.12 W/kg

System Check_HSL1750_231124

DUT: Dipole 1750 MHz; Type: D1750V2

Communication System: CW; Frequency: 1750 MHz;Duty Cycle: 1:1
Medium: HSL1750_1124 Medium parameters used: f = 1750 MHz; σ = 1.429 S/m; ε_r = 41.131; ρ = 1000 kg/m^3
Ambient Temperature：23.5℃； Liquid Temperature：22.4℃

DASY5 Configuration:
- Probe: EX3DV4 - SN3985; ConvF(8.53, 8.53, 8.53) @ 1750 MHz; Calibrated: 2023/07/10
- Sensor-Surface: 2mm (Mechanical Surface Detection)
- Electronics: DAE4 Sn755; Calibrated: 2023/03/23
- Phantom: SAM (Right) with CRP V5.0; Type: QD000P40CD; Serial: TP:1611
- Measurement SW: DASY52, Version 52.10 (2); SEMCAD X Version 14.6.12 (7450)

Pin=250mW/Area Scan (41x81x1): Interpolated grid: dx=1.500 mm, dy=1.500 mm
Maximum value of SAR (interpolated) = 13.21 W/kg

Pin=250mW/Zoom Scan (5x5x7)/Cube 0: Measurement grid: dx=8mm, dy=8mm, dz=5mm
Reference Value = 90.71 V/m; Power Drift = 0.03 dB
Peak SAR (extrapolated) = 16.5 W/kg
SAR(1 g) = 9.2 W/kg; SAR(10 g) = 4.89 W/kg
Maximum value of SAR (measured) = 13.05 W/kg

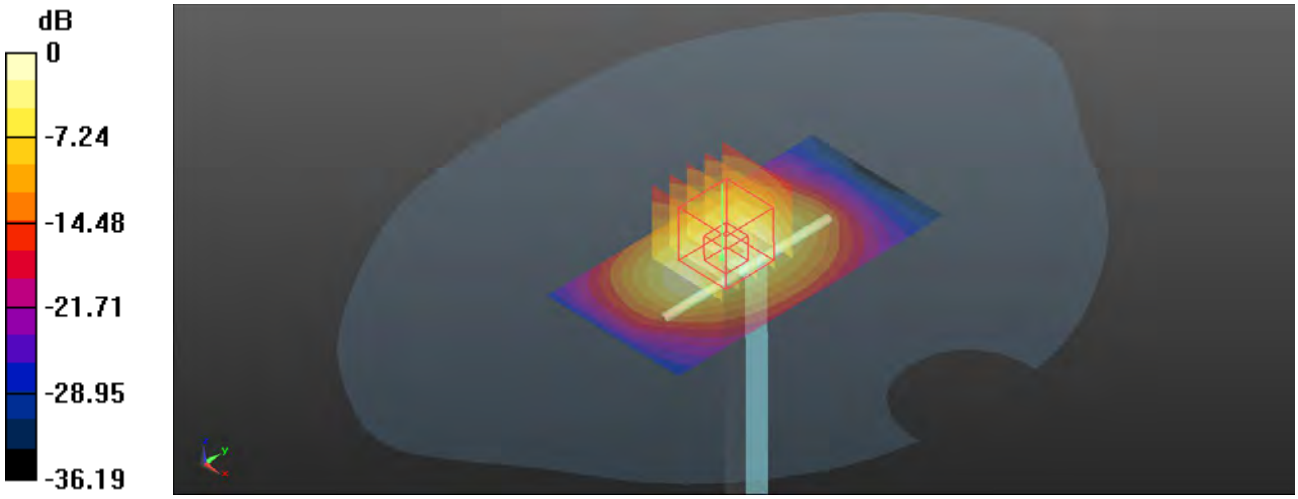

0 dB = 13.05 W/kg

System Check_HSL1900_231115

DUT: Dipole 1900 MHz; Type: D1900V2

Communication System: CW; Frequency: 1900 MHz;Duty Cycle: 1:1
Medium: HSL1900_1115 Medium parameters used: f = 1900 MHz; σ = 1.409 S/m; ε_r = 40.211; ρ = 1000 kg/m^3
Ambient Temperature：23.6℃； Liquid Temperature：22.2℃

DASY5 Configuration:
- Probe: EX3DV4 - SN3985; ConvF(8.26, 8.26, 8.26) @ 1900 MHz; Calibrated: 2023/07/10
- Sensor-Surface: 2mm (Mechanical Surface Detection)
- Electronics: DAE4 Sn755; Calibrated: 2023/03/23
- Phantom: SAM (Right) with CRP V5.0; Type: QD000P40CD; Serial: TP:1611
- Measurement SW: DASY52, Version 52.10 (2); SEMCAD X Version 14.6.12 (7450)

Pin=250mW/Area Scan (61x71x1): Interpolated grid: dx=1.500 mm, dy=1.500 mm
Maximum value of SAR (interpolated) = 13.9 W/kg

Pin=250mW/Zoom Scan (5x5x7)/Cube 0: Measurement grid: dx=8mm, dy=8mm, dz=5mm
Reference Value = 96.47 V/m; Power Drift = 0.03 dB
Peak SAR (extrapolated) = 17.11 W/kg
SAR(1 g) = 9.78 W/kg; SAR(10 g) = 4.92 W/kg
Maximum value of SAR (measured) = 13.53 W/kg

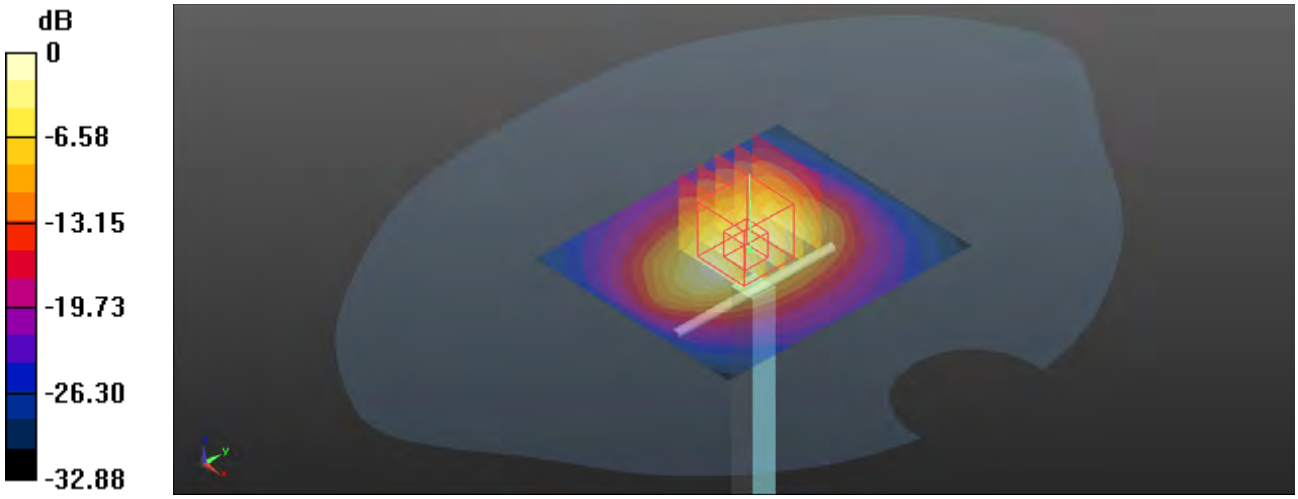

0 dB = 13.53 W/kg

Test Laboratory: ritt 7 Layers SAR/HAC Testing Lab Date: 2023/11/16

System Check_HSL1900_231116

DUT: Dipole 1900 MHz; Type: D1900V2

Communication System: CW; Frequency: 1900 MHz;Duty Cycle: 1:1
Medium: HSL1900_1116 Medium parameters used: f = 1900 MHz; σ = 1.411 S/m; ε_r = 40.433; ρ = 1000 kg/m^3
Ambient Temperature：23.5℃； Liquid Temperature：22.6℃

DASY5 Configuration:
- Probe: EX3DV4 - SN3985; ConvF(8.26, 8.26, 8.26) @ 1900 MHz; Calibrated: 2023/07/10
- Sensor-Surface: 2mm (Mechanical Surface Detection)
- Electronics: DAE4 Sn755; Calibrated: 2023/03/23
- Phantom: SAM (Right) with CRP V5.0; Type: QD000P40CD; Serial: TP:1611
- Measurement SW: DASY52, Version 52.10 (2); SEMCAD X Version 14.6.12 (7450)

Pin=250mW/Area Scan (61x71x1): Interpolated grid: dx=1.500 mm, dy=1.500 mm
Maximum value of SAR (interpolated) = 14.9 W/kg

Pin=250mW/Zoom Scan (5x5x7)/Cube 0: Measurement grid: dx=8mm, dy=8mm, dz=5mm
Reference Value = 100.5 V/m; Power Drift = -0.02 dB
Peak SAR (extrapolated) = 17.2 W/kg
SAR(1 g) = 9.88 W/kg; SAR(10 g) = 5.24 W/kg
Maximum value of SAR (measured) = 13.9 W/kg

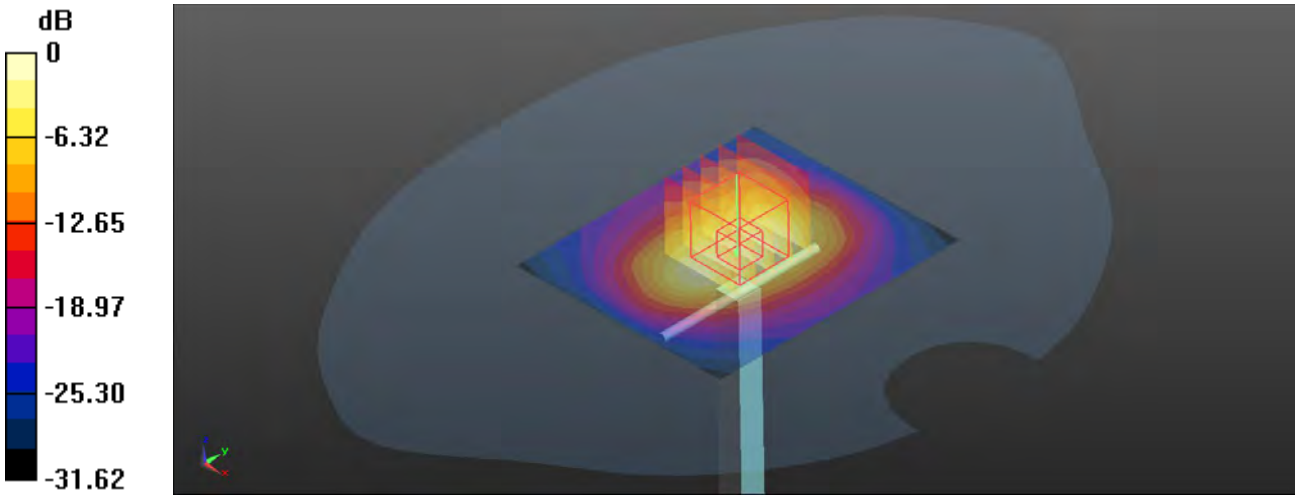

0 dB = 13.9 W/kg

System Check_HSL1900_231124

DUT: Dipole 1900 MHz; Type: D1900V2

Communication System: CW; Frequency: 1900 MHz;Duty Cycle: 1:1
Medium: HSL1900_1124 Medium parameters used: f = 1900 MHz; σ = 1.412 S/m; ε_r = 40.435; ρ = 1000 kg/m^3
Ambient Temperature：23.5℃； Liquid Temperature：22.3℃

DASY5 Configuration:
- Probe: EX3DV4 - SN3985; ConvF(8.26, 8.26, 8.26) @ 1900 MHz; Calibrated: 2023/07/10
- Sensor-Surface: 2mm (Mechanical Surface Detection)
- Electronics: DAE4 Sn755; Calibrated: 2023/03/23
- Phantom: SAM (Right) with CRP V5.0; Type: QD000P40CD; Serial: TP:1611
- Measurement SW: DASY52, Version 52.10 (2); SEMCAD X Version 14.6.12 (7450)

Pin=250mW/Area Scan (61x71x1): Interpolated grid: dx=1.500 mm, dy=1.500 mm
Maximum value of SAR (interpolated) = 14.33 W/kg

Pin=250mW/Zoom Scan (5x5x7)/Cube 0: Measurement grid: dx=8mm, dy=8mm, dz=5mm
Reference Value = 94.17 V/m; Power Drift = -0.17 dB
Peak SAR (extrapolated) = 17.1 W/kg
SAR(1 g) = 9.83 W/kg; SAR(10 g) = 5.12 W/kg
Maximum value of SAR (measured) = 13.75 W/kg

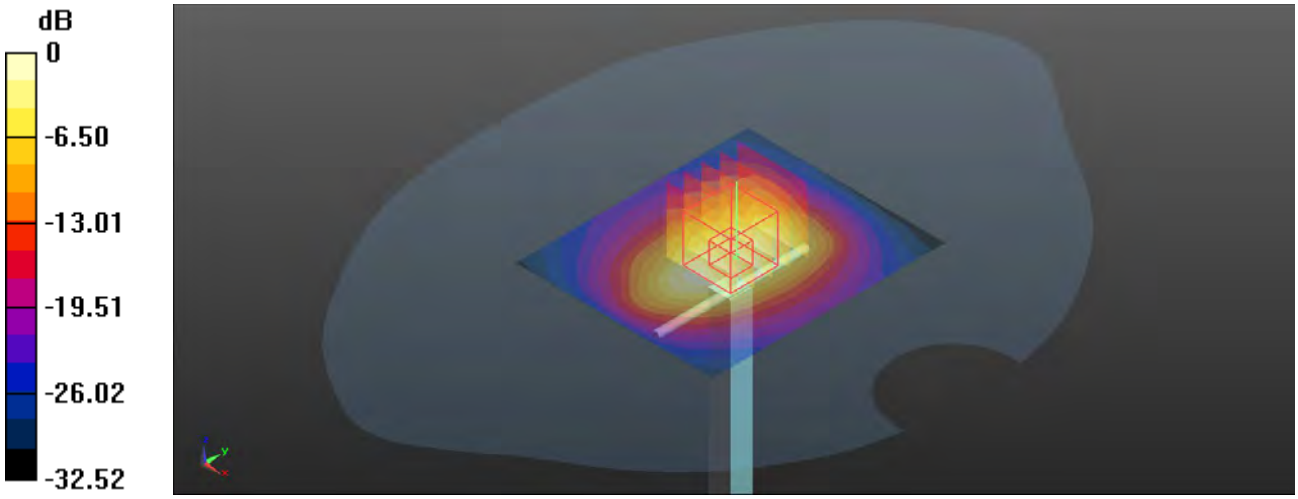

0 dB = 13.75 W/kg

System Check_HSL2450_231125

DUT: Dipole 2450 MHz; Type: D2450V2

Communication System: CW; Frequency: 2450 MHz;Duty Cycle: 1:1
Medium: HSL2450_1125 Medium parameters used: f = 2450 MHz; σ = 1.807 S/m; ε_r = 39.279; ρ = 1000 kg/m^3
Ambient Temperature：23.1℃； Liquid Temperature：22.2℃

DASY5 Configuration:
- Probe: EX3DV4 - SN3985; ConvF(7.8, 7.8, 7.8) @ 2450 MHz; Calibrated: 2023/07/10
- Sensor-Surface: 2mm (Mechanical Surface Detection)
- Electronics: DAE4 Sn755; Calibrated: 2023/03/23
- Phantom: SAM (Right) with CRP V5.0; Type: QD000P40CD; Serial: TP:1611
- Measurement SW: DASY52, Version 52.10 (2); SEMCAD X Version 14.6.12 (7450)

Pin=250mW/Area Scan (81x81x1): Interpolated grid: dx=1.200 mm, dy=1.200 mm
Maximum value of SAR (interpolated) = 15.6 W/kg

Pin=250mW/Zoom Scan (7x7x7)/Cube 0: Measurement grid: dx=5mm, dy=5mm, dz=5mm
Reference Value = 92.78 V/m; Power Drift = 0.01 dB
Peak SAR (extrapolated) = 28.01 W/kg
SAR(1 g) = 13.6 W/kg; SAR(10 g) = 6.33 W/kg
Maximum value of SAR (measured) = 15.2 W/kg

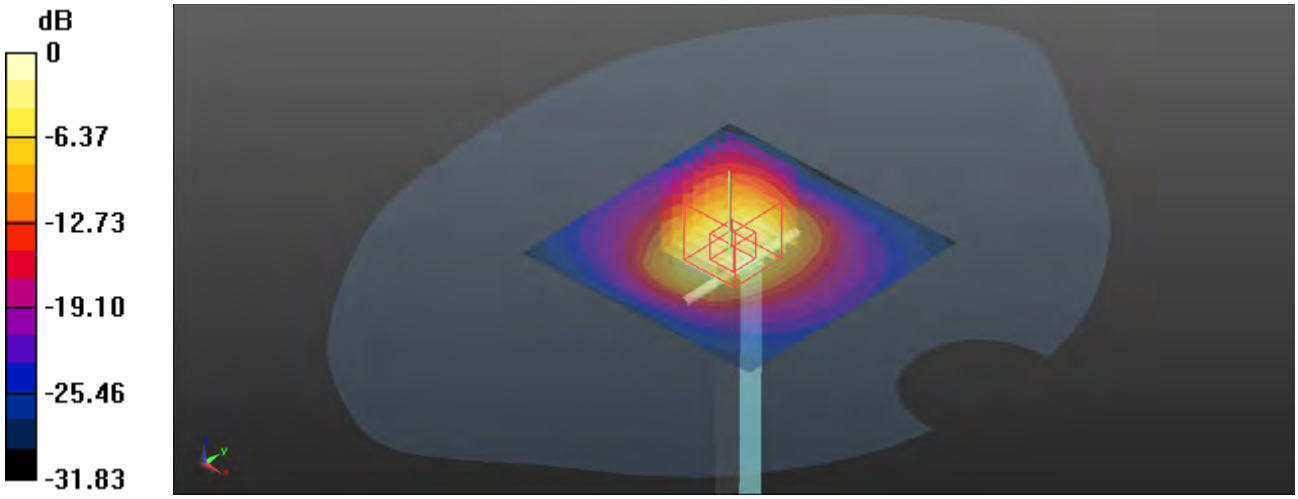

0 dB = 15.2 W/kg

System Check_HSL2600_231121

DUT: Dipole 2600 MHz; Type: D2600V2

Communication System: CW; Frequency: 2600 MHz;Duty Cycle: 1:1
Medium: HSL2600_1121 Medium parameters used: f = 2600 MHz; σ = 1.936 S/m; ε_r = 39.127; ρ = 1000 kg/m^3
Ambient Temperature：23.3℃； Liquid Temperature：22.4℃

DASY5 Configuration:
- Probe: EX3DV4 - SN3985; ConvF(7.69, 7.69, 7.69) @ 2600 MHz; Calibrated: 2023/07/10
- Sensor-Surface: 2mm (Mechanical Surface Detection)
- Electronics: DAE4 Sn755; Calibrated: 2023/03/23
- Phantom: SAM (Right) with CRP V5.0; Type: QD000P40CD; Serial: TP:1611
- Measurement SW: DASY52, Version 52.10 (2); SEMCAD X Version 14.6.12 (7450)

Pin=250mW/Area Scan (61x81x1): Interpolated grid: dx=1.200 mm, dy=1.200 mm
Maximum value of SAR (interpolated) = 21.01 W/kg

Pin=250mW/Zoom Scan (7x7x7)/Cube 0: Measurement grid: dx=5mm, dy=5mm, dz=5mm
Reference Value = 110.71 V/m; Power Drift = -0.09 dB
Peak SAR (extrapolated) = 26.2 W/kg
SAR(1 g) = 13.51 W/kg; SAR(10 g) = 5.92 W/kg
Maximum value of SAR (measured) = 20.07 W/kg

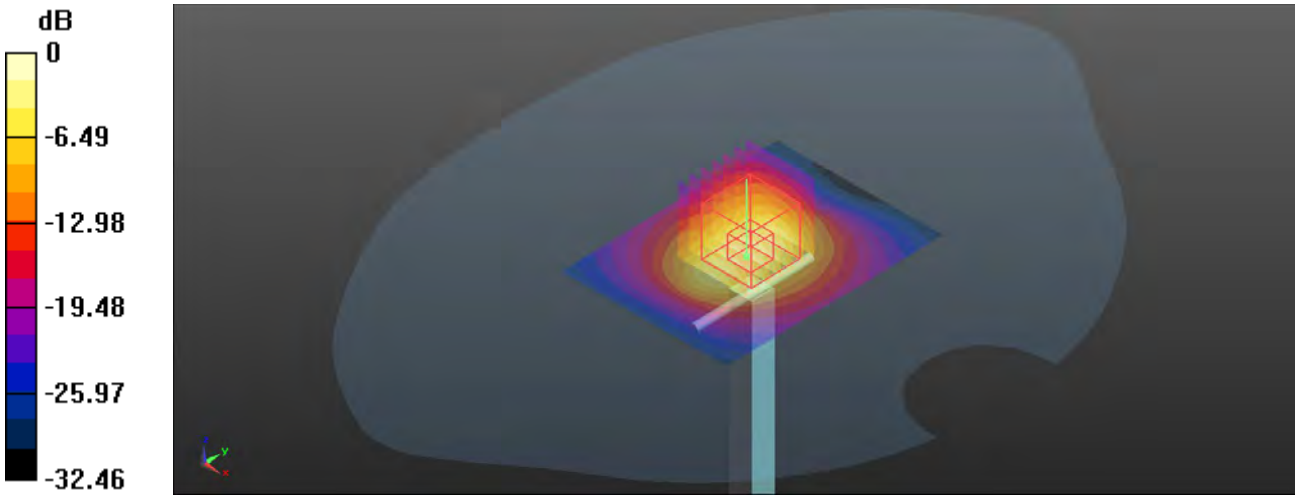

0 dB = 20.07 W/kg

System Check_HSL2600_231122

DUT: Dipole 2600 MHz; Type: D2600V2

Communication System: CW; Frequency: 2600 MHz;Duty Cycle: 1:1
Medium: HSL2600_1122 Medium parameters used: f = 2600 MHz; σ = 1.937 S/m; ε_r = 39.139; ρ = 1000 kg/m^3
Ambient Temperature：23.6℃； Liquid Temperature：22.5℃

DASY5 Configuration:
- Probe: EX3DV4 - SN3985; ConvF(7.69, 7.69, 7.69) @ 2600 MHz; Calibrated: 2023/07/10
- Sensor-Surface: 2mm (Mechanical Surface Detection)
- Electronics: DAE4 Sn755; Calibrated: 2023/03/23
- Phantom: SAM (Right) with CRP V5.0; Type: QD000P40CD; Serial: TP:1611
- Measurement SW: DASY52, Version 52.10 (2); SEMCAD X Version 14.6.12 (7450)

Pin=250mW/Area Scan (61x81x1): Interpolated grid: dx=1.200 mm, dy=1.200 mm
Maximum value of SAR (interpolated) = 21.11 W/kg

Pin=250mW/Zoom Scan (7x7x7)/Cube 0: Measurement grid: dx=5mm, dy=5mm, dz=5mm
Reference Value = 110.82 V/m; Power Drift = -0.05 dB
Peak SAR (extrapolated) = 26.35 W/kg
SAR(1 g) = 13.62 W/kg; SAR(10 g) = 6.05 W/kg
Maximum value of SAR (measured) = 20.87 W/kg

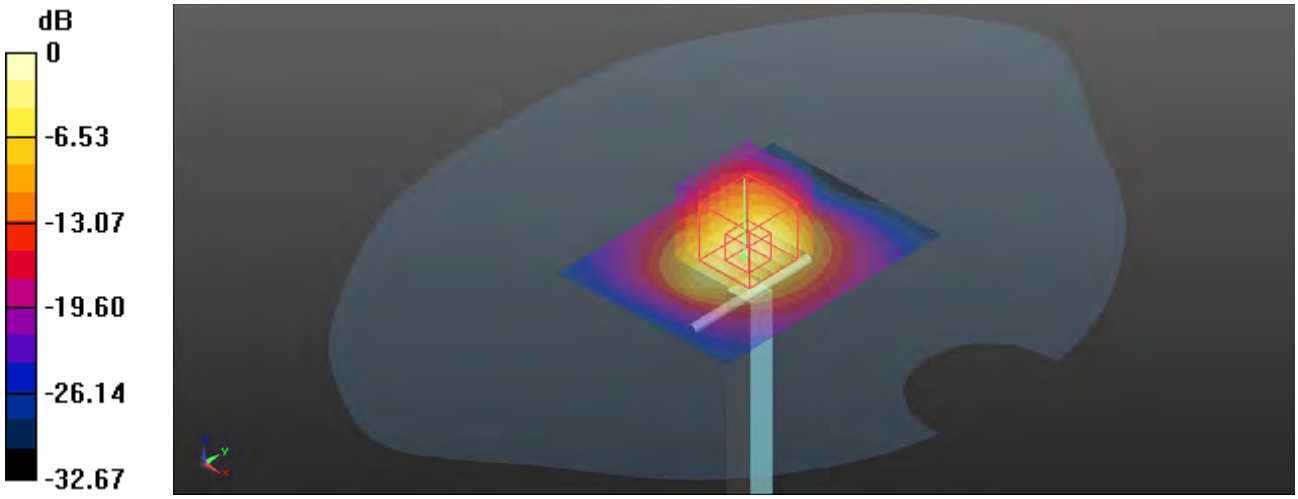

0 dB = 20.87 W/kg

System Check_HSL2600_231123

DUT: Dipole 2600 MHz; Type: D2600V2

Communication System: CW; Frequency: 2600 MHz;Duty Cycle: 1:1
Medium: HSL2600_1123 Medium parameters used: f = 2600 MHz; σ = 1.941 S/m; ε_r = 39.15; ρ = 1000 kg/m^3
Ambient Temperature：23.5℃； Liquid Temperature：22.4℃

DASY5 Configuration:
- Probe: EX3DV4 - SN3985; ConvF(7.69, 7.69, 7.69) @ 2600 MHz; Calibrated: 2023/07/10
- Sensor-Surface: 2mm (Mechanical Surface Detection)
- Electronics: DAE4 Sn755; Calibrated: 2023/03/23
- Phantom: SAM (Right) with CRP V5.0; Type: QD000P40CD; Serial: TP:1611
- Measurement SW: DASY52, Version 52.10 (2); SEMCAD X Version 14.6.12 (7450)

Pin=250mW/Area Scan (71x91x1): Interpolated grid: dx=1.200 mm, dy=1.200 mm
Maximum value of SAR (interpolated) = 20.35 W/kg

Pin=250mW/Zoom Scan (7x7x7)/Cube 0: Measurement grid: dx=5mm, dy=5mm, dz=5mm
Reference Value = 113.42 V/m; Power Drift = -0.09 dB
Peak SAR (extrapolated) = 25.8 W/kg
SAR(1 g) = 13.56 W/kg; SAR(10 g) = 5.98 W/kg
Maximum value of SAR (measured) = 20.2 W/kg

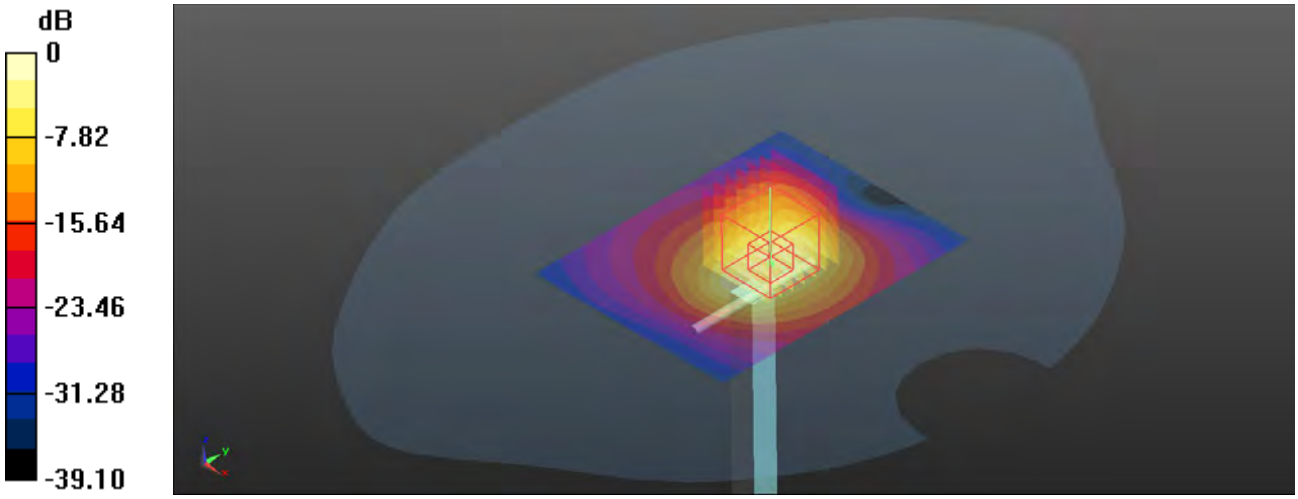

0 dB = 20.2 W/kg

System Check_HSL5250_231125

DUT: Dipole 5GHz; Type: D5GHzV2

Communication System: CW; Frequency: 5250 MHz;Duty Cycle: 1:1
Medium: HSL5G_1125 Medium parameters used: f = 5250 MHz; σ = 4.628 S/m; ε_r = 36.245; ρ = 1000 kg/m^3
Ambient Temperature：23.2℃； Liquid Temperature：22.3℃

DASY5 Configuration:
- Probe: EX3DV4 - SN3985; ConvF(5.6, 5.6, 5.6) @ 5250 MHz; Calibrated: 2023/07/10
- Sensor-Surface: 2mm (Mechanical Surface Detection)
- Electronics: DAE4 Sn755; Calibrated: 2023/03/23
- Phantom: SAM (Right) with CRP V5.0; Type: QD000P40CD; Serial: TP:1611
- Measurement SW: DASY52, Version 52.10 (2); SEMCAD X Version 14.6.12 (7450)

Pin=100mW/Area Scan (51x81x1): Interpolated grid: dx=1.000 mm, dy=1.000 mm
Maximum value of SAR (interpolated) = 20.4 W/kg

Pin=100mW/Zoom Scan (7x7x6)/Cube 0: Measurement grid: dx=4mm, dy=4mm, dz=2mm
Reference Value = 34.85 V/m; Power Drift = 0.09 dB
Peak SAR (extrapolated) = 30.5 W/kg
SAR(1 g) = 7.84 W/kg; SAR(10 g) = 2.28 W/kg
Maximum value of SAR (measured) = 19.7 W/kg

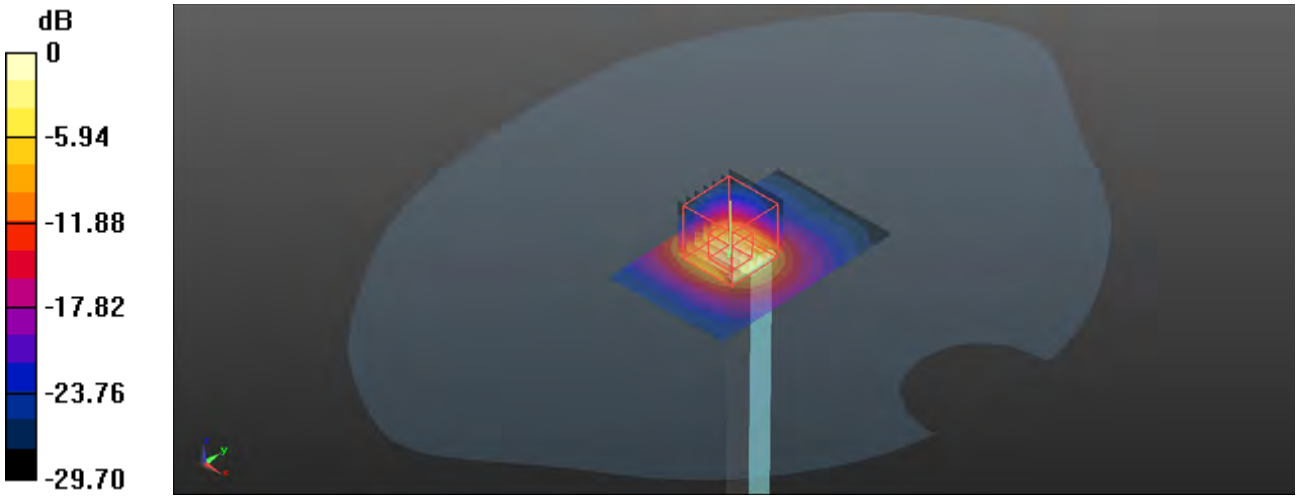

0 dB = 19.7 W/kg

System Check_HSL5600_231125

DUT: Dipole 5GHz; Type: D5GHzV2

Communication System: CW; Frequency: 5600 MHz;Duty Cycle: 1:1
Medium: HSL5G_1125 Medium parameters used: f = 5600 MHz; σ = 5.016 S/m; ε_r = 35.686; ρ = 1000 kg/m^3
Ambient Temperature：23.2℃； Liquid Temperature：22.1℃

DASY5 Configuration:
- Probe: EX3DV4 - SN3985; ConvF(5.08, 5.08, 5.08) @ 5600 MHz; Calibrated: 2023/07/10
- Sensor-Surface: 2mm (Mechanical Surface Detection)
- Electronics: DAE4 Sn755; Calibrated: 2023/03/23
- Phantom: SAM (Right) with CRP V5.0; Type: QD000P40CD; Serial: TP:1611
- Measurement SW: DASY52, Version 52.10 (2); SEMCAD X Version 14.6.12 (7450)

Pin=100mW/Area Scan (51x81x1): Interpolated grid: dx=1.000 mm, dy=1.000 mm
Maximum value of SAR (interpolated) = 22.3 W/kg

Pin=100mW/Zoom Scan (7x7x6)/Cube 0: Measurement grid: dx=4mm, dy=4mm, dz=2mm
Reference Value = 34.10 V/m; Power Drift = 0.03 dB
Peak SAR (extrapolated) = 33.6 W/kg
SAR(1 g) = 8.18 W/kg; SAR(10 g) = 2.36 W/kg
Maximum value of SAR (measured) = 20.9 W/kg

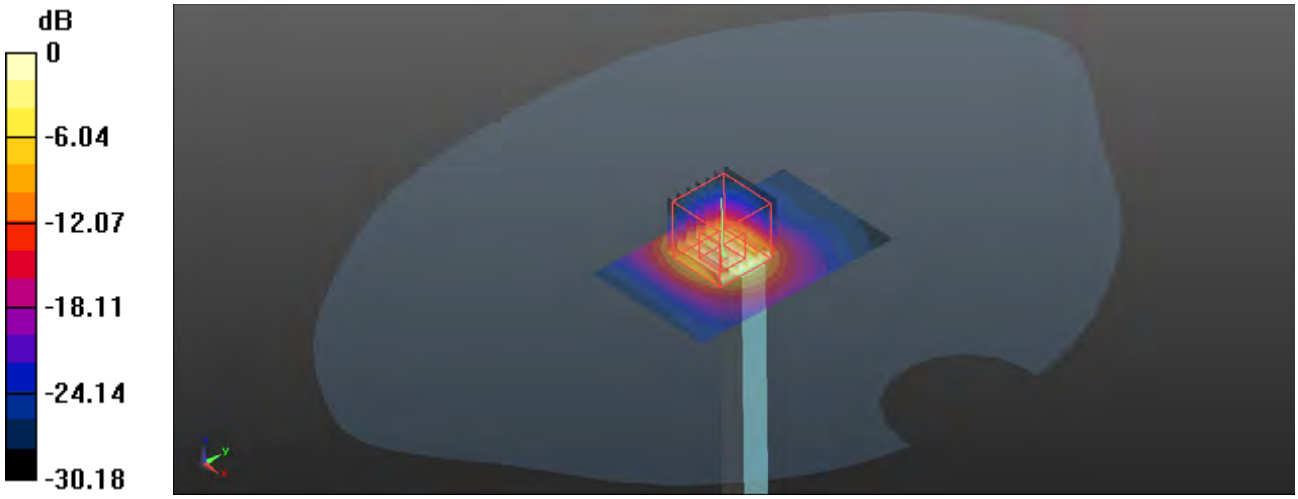

0 dB = 20.9 W/kg

Test Laboratory: ritt 7 Layers SAR/HAC Testing Lab Date: 2023/11/25

System Check_HSL5750_231125

DUT: Dipole 5GHz; Type: D5GHzV2

Communication System: CW; Frequency: 5750 MHz;Duty Cycle: 1:1
Medium: HSL5G_1125 Medium parameters used: f = 5750 MHz; σ = 5.124 S/m; ε_r = 35.38; ρ = 1000 kg/m^3
Ambient Temperature：23.1℃； Liquid Temperature：22.2℃

DASY5 Configuration:
- Probe: EX3DV4 - SN3985; ConvF(5.16, 5.16, 5.16) @ 5750 MHz; Calibrated: 2023/07/10
- Sensor-Surface: 2mm (Mechanical Surface Detection)
- Electronics: DAE4 Sn755; Calibrated: 2023/03/23
- Phantom: SAM (Right) with CRP V5.0; Type: QD000P40CD; Serial: TP:1611
- Measurement SW: DASY52, Version 52.10 (2); SEMCAD X Version 14.6.12 (7450)

Pin=100mW/Area Scan (51x81x1): Interpolated grid: dx=1.000 mm, dy=1.000 mm
Maximum value of SAR (interpolated) = 20.1 W/kg

Pin=100mW/Zoom Scan (7x7x12)/Cube 0: Measurement grid: dx=4mm, dy=4mm, dz=2mm
Reference Value = 32.44 V/m; Power Drift = 0.05 dB
Peak SAR (extrapolated) = 31.5 W/kg
SAR(1 g) = 7.73 W/kg; SAR(10 g) = 2.22 W/kg
Maximum value of SAR (measured) = 19.3 W/kg

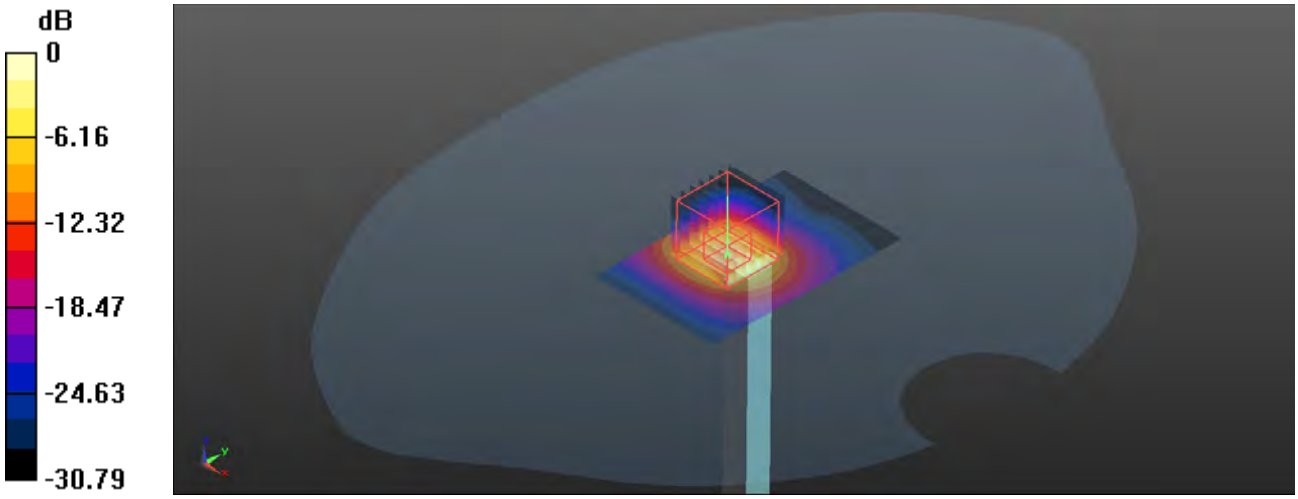

0 dB = 19.3 W/kg

Appendix B. SAR Plots of SAR Measurement

The SAR plots for highest measured SAR in each exposure configuration, wireless mode and frequency band combination, and measured SAR > 1.5 W/kg are shown as follows.

P01 GSM850_GPRS(4Tx Slot)_Right Cheek_Ch251_Ant2

Communication System: GPRS(4Tx Slot); Frequency: 848.8 MHz;Duty Cycle: 1:2.08
Medium: HSL835_1113 Medium parameters used: f = 849 MHz; σ = 0.942 S/m; ε_r = 43.093; ρ = 1000 kg/m^3
Ambient Temperature：23.7℃； Liquid Temperature：22.5℃

DASY5 Configuration:
- Probe: EX3DV4 - SN3985; ConvF(9.9, 9.9, 9.9) @ 848.8 MHz; Calibrated: 2023/07/10
- Sensor-Surface: 2mm (Mechanical Surface Detection)
- Electronics: DAE4 Sn755; Calibrated: 2023/03/23
- Phantom: SAM (Right) with CRP V5.0; Type: QD000P40CD; Serial: TP:1611
- Measurement SW: DASY52, Version 52.10 (2); SEMCAD X Version 14.6.12 (7450)

-Area Scan (71x71x1): Interpolated grid: dx=1.500 mm, dy=1.500 mm
Maximum value of SAR (interpolated) = 1.03 W/kg

-Zoom Scan (5x5x7)/Cube 0: Measurement grid: dx=8mm, dy=8mm, dz=5mm
Reference Value = 20.83 V/m; Power Drift = 0.11 dB
Peak SAR (extrapolated) = 1.54 W/kg
SAR(1 g) = 0.665 W/kg; SAR(10 g) = 0.391 W/kg
Maximum value of SAR (measured) = 0.998 W/kg



0 dB = 0.998 W/kg

P02 GSM1900_GPRS(1Tx Slot)_Right Tilted_Ch661_Ant2

Communication System: GPRS(1Tx Slot); Frequency: 1880 MHz;Duty Cycle: 1:8.3
Medium: HSL1900_1115 Medium parameters used: f = 1880 MHz; σ = 1.396 S/m; ε_r = 40.227; ρ = 1000 kg/m^3
Ambient Temperature：23.6℃； Liquid Temperature：22.2℃

DASY5 Configuration:
- Probe: EX3DV4 - SN3985; ConvF(8.26, 8.26, 8.26) @ 1880 MHz; Calibrated: 2023/07/10
- Sensor-Surface: 2mm (Mechanical Surface Detection)
- Electronics: DAE4 Sn755; Calibrated: 2023/03/23
- Phantom: SAM (Right) with CRP V5.0; Type: QD000P40CD; Serial: TP:1611
- Measurement SW: DASY52, Version 52.10 (2); SEMCAD X Version 14.6.12 (7450)

-Area Scan (71x71x1): Interpolated grid: dx=1.500 mm, dy=1.500 mm
Maximum value of SAR (interpolated) = 0.287 W/kg

-Zoom Scan (5x5x7)/Cube 0: Measurement grid: dx=8mm, dy=8mm, dz=5mm
Reference Value = 11.28 V/m; Power Drift = 0.01 dB
Peak SAR (extrapolated) = 0.654 W/kg
SAR(1 g) = 0.303 W/kg; SAR(10 g) = 0.135 W/kg
Maximum value of SAR (measured) = 0.484 W/kg



0 dB = 0.484 W/kg

P03 WCDMA II_RMC12.2K_Right Tilted_Ch9262_Ant2

Communication System: WCDMA; Frequency: 1852.4 MHz;Duty Cycle: 1:1
Medium: HSL1900_1124 Medium parameters used: f = 1852.4 MHz; σ = 1.385 S/m; ε_r = 40.47; ρ = 1000 kg/m^3
Ambient Temperature：23.5℃； Liquid Temperature：22.3℃

DASY5 Configuration:
- Probe: EX3DV4 - SN3985; ConvF(8.26, 8.26, 8.26) @ 1852.4 MHz; Calibrated: 2023/07/10
- Sensor-Surface: 2mm (Mechanical Surface Detection)
- Electronics: DAE4 Sn755; Calibrated: 2023/03/23
- Phantom: SAM (Right) with CRP V5.0; Type: QD000P40CD; Serial: TP:1611
- Measurement SW: DASY52, Version 52.10 (2); SEMCAD X Version 14.6.12 (7450)

-Area Scan (71x71x1): Interpolated grid: dx=1.500 mm, dy=1.500 mm
Maximum value of SAR (interpolated) = 0.557 W/kg

-Zoom Scan (5x5x7)/Cube 0: Measurement grid: dx=8mm, dy=8mm, dz=5mm
Reference Value = 15.89 V/m; Power Drift = -0.10 dB
Peak SAR (extrapolated) = 1.35 W/kg
SAR(1 g) = 0.646 W/kg; SAR(10 g) = 0.296 W/kg
Maximum value of SAR (measured) = 0.876 W/kg



0 dB = 0.876 W/kg

P04 WCDMA IV_RMC12.2K_Right Cheek_Ch1312_Ant2

Communication System: WCDMA; Frequency: 1712.4 MHz;Duty Cycle: 1:1
Medium: HSL1750_1124 Medium parameters used: f = 1712.4 MHz; σ = 1.39 S/m; ε_r = 41.164; ρ = 1000 kg/m^3
Ambient Temperature：23.5℃； Liquid Temperature：22.4℃

DASY5 Configuration:
- Probe: EX3DV4 - SN3985; ConvF(8.53, 8.53, 8.53) @ 1712.4 MHz; Calibrated: 2023/07/10
- Sensor-Surface: 2mm (Mechanical Surface Detection)
- Electronics: DAE4 Sn755; Calibrated: 2023/03/23
- Phantom: SAM (Right) with CRP V5.0; Type: QD000P40CD; Serial: TP:1611
- Measurement SW: DASY52, Version 52.10 (2); SEMCAD X Version 14.6.12 (7450)

-Area Scan (71x71x1): Interpolated grid: dx=1.500 mm, dy=1.500 mm
Maximum value of SAR (interpolated) = 0.702 W/kg

-Zoom Scan (5x5x7)/Cube 0: Measurement grid: dx=8mm, dy=8mm, dz=5mm
Reference Value = 14.36 V/m; Power Drift = -0.13 dB
Peak SAR (extrapolated) = 1.08 W/kg
SAR(1 g) = 0.539 W/kg; SAR(10 g) = 0.266 W/kg
Maximum value of SAR (measured) = 0.832 W/kg

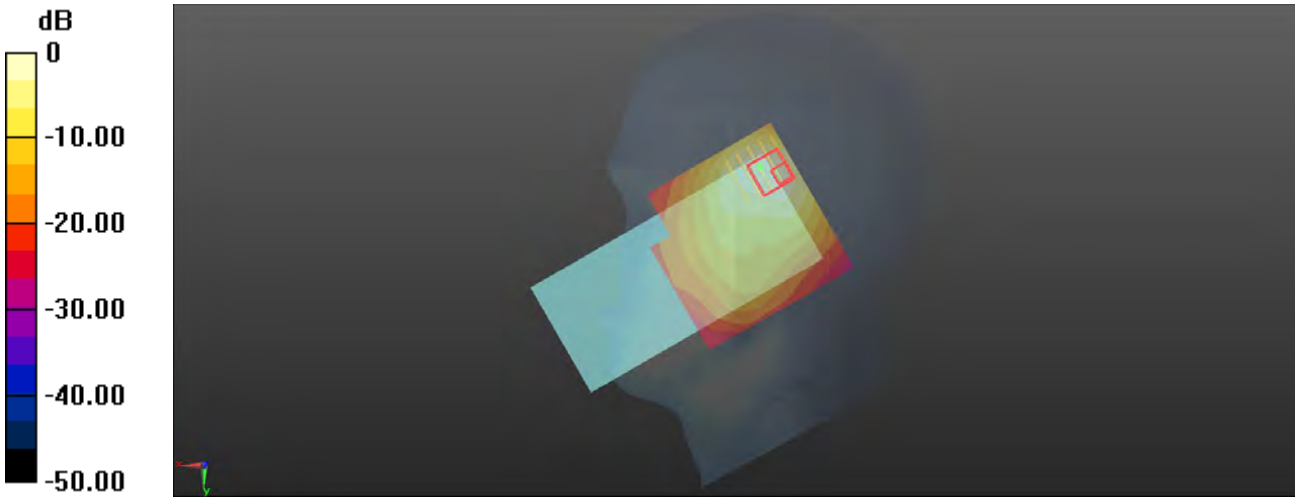

0 dB = 0.832 W/kg

P05 WCDMA V_RMC12.2K_Right Cheek_Ch4182_Ant2

Communication System: WCDMA; Frequency: 836.4 MHz;Duty Cycle: 1:1
Medium: HSL835_1124 Medium parameters used: f = 836.4 MHz; σ = 0.938 S/m; ε_r = 43.294; ρ = 1000 kg/m^3
Ambient Temperature：23.5℃； Liquid Temperature：22.6℃

DASY5 Configuration:
- Probe: EX3DV4 - SN3985; ConvF(9.9, 9.9, 9.9) @ 836.4 MHz; Calibrated: 2023/07/10
- Sensor-Surface: 2mm (Mechanical Surface Detection)
- Electronics: DAE4 Sn755; Calibrated: 2023/03/23
- Phantom: SAM (Right) with CRP V5.0; Type: QD000P40CD; Serial: TP:1611
- Measurement SW: DASY52, Version 52.10 (2); SEMCAD X Version 14.6.12 (7450)

-Area Scan (71x71x1): Interpolated grid: dx=1.500 mm, dy=1.500 mm
Maximum value of SAR (interpolated) = 1.14 W/kg

-Zoom Scan (5x5x7)/Cube 0: Measurement grid: dx=8mm, dy=8mm, dz=5mm
Reference Value = 21.31 V/m; Power Drift = 0.19 dB
Peak SAR (extrapolated) = 1.65 W/kg
SAR(1 g) = 0.714 W/kg; SAR(10 g) = 0.416 W/kg
Maximum value of SAR (measured) = 1.08 W/kg



0 dB = 1.08 W/kg

P06 LTE B2_QPSK20M_Right Tilted_Ch18700_50RB_OS0_Ant2

Communication System: LTE_FDD; Frequency: 1860 MHz;Duty Cycle: 1:1
Medium: HSL1900_1124 Medium parameters used: f = 1860 MHz; σ = 1.389 S/m; ε_r = 40.461; ρ = 1000 kg/m^3
Ambient Temperature：23.5℃； Liquid Temperature：22.3℃

DASY5 Configuration:
- Probe: EX3DV4 - SN3985; ConvF(8.26, 8.26, 8.26) @ 1860 MHz; Calibrated: 2023/07/10
- Sensor-Surface: 2mm (Mechanical Surface Detection)
- Electronics: DAE4 Sn755; Calibrated: 2023/03/23
- Phantom: SAM (Right) with CRP V5.0; Type: QD000P40CD; Serial: TP:1611
- Measurement SW: DASY52, Version 52.10 (2); SEMCAD X Version 14.6.12 (7450)

-Area Scan (71x71x1): Interpolated grid: dx=1.500 mm, dy=1.500 mm
Maximum value of SAR (interpolated) = 0.663 W/kg

-Zoom Scan (5x5x7)/Cube 0: Measurement grid: dx=8mm, dy=8mm, dz=5mm
Reference Value = 18.01 V/m; Power Drift = 0.06 dB
Peak SAR (extrapolated) = 1.49 W/kg
SAR(1 g) = 0.723 W/kg; SAR(10 g) = 0.333 W/kg
Maximum value of SAR (measured) = 1.18 W/kg



0 dB = 1.18 W/kg

P07 LTE B7_QPSK20M_Right Tilted_Ch20850_50RB_OS50_Ant2

Communication System: LTE_FDD; Frequency: 2510 MHz;Duty Cycle: 1:1
Medium: HSL2600_1121 Medium parameters used: f = 2510 MHz; σ = 1.865 S/m; ε_r = 39.262; ρ = 1000 kg/m^3
Ambient Temperature：23.3℃； Liquid Temperature：22.4℃

DASY5 Configuration:
- Probe: EX3DV4 - SN3985; ConvF(7.69, 7.69, 7.69) @ 2510 MHz; Calibrated: 2023/07/10
- Sensor-Surface: 2mm (Mechanical Surface Detection)
- Electronics: DAE4 Sn755; Calibrated: 2023/03/23
- Phantom: SAM (Right) with CRP V5.0; Type: QD000P40CD; Serial: TP:1611
- Measurement SW: DASY52, Version 52.10 (2); SEMCAD X Version 14.6.12 (7450)

- **Area Scan (81x81x1):** Interpolated grid: dx=1.200 mm, dy=1.200 mm
Maximum value of SAR (interpolated) = 0.944 W/kg

- **Zoom Scan (7x7x7)/Cube 0:** Measurement grid: dx=5mm, dy=5mm, dz=5mm
Reference Value = 4.261 V/m; Power Drift = 0.05 dB
Peak SAR (extrapolated) = 1.81 W/kg
SAR(1 g) = 0.737 W/kg; SAR(10 g) = 0.298 W/kg
Maximum value of SAR (measured) = 1.23 W/kg



0 dB = 1.23 W/kg

P08 LTE B13_QPSK10M_Right Cheek_Ch23230_50RB_OS0_Ant2

Communication System: LTE_FDD; Frequency: 782 MHz;Duty Cycle: 1:1
Medium: HSL750_1112 Medium parameters used: f = 782 MHz; σ = 0.92 S/m; ε_r = 43.289; ρ = 1000 kg/m^3
Ambient Temperature：23.5℃； Liquid Temperature：22.4℃

DASY5 Configuration:
- Probe: EX3DV4 - SN3985; ConvF(10.3, 10.3, 10.3) @ 782 MHz; Calibrated: 2023/07/10
- Sensor-Surface: 2mm (Mechanical Surface Detection)
- Electronics: DAE4 Sn755; Calibrated: 2023/03/23
- Phantom: SAM (Right) with CRP V5.0; Type: QD000P40CD; Serial: TP:1611
- Measurement SW: DASY52, Version 52.10 (2); SEMCAD X Version 14.6.12 (7450)

-Area Scan (71x71x1): Interpolated grid: dx=1.500 mm, dy=1.500 mm
Maximum value of SAR (interpolated) = 1.06 W/kg

-Zoom Scan (5x5x7)/Cube 0: Measurement grid: dx=8mm, dy=8mm, dz=5mm
Reference Value = 20.34 V/m; Power Drift = 0.06 dB
Peak SAR (extrapolated) = 1.55 W/kg
SAR(1 g) = 0.656 W/kg; SAR(10 g) = 0.382 W/kg
Maximum value of SAR (measured) = 0.983 W/kg



0 dB = 0.983 W/kg

P09 LTE B26_QPSK15M_Right Cheek_Ch26765_75RB_OS0_Ant2

Communication System: LTE_FDD; Frequency: 821.5 MHz;Duty Cycle: 1:1
Medium: HSL835_1124 Medium parameters used: f = 821.5 MHz; σ = 0.932 S/m; ε_r = 43.41; ρ = 1000 kg/m^3
Ambient Temperature：23.5℃； Liquid Temperature：22.6℃

DASY5 Configuration:
- Probe: EX3DV4 - SN3985; ConvF(9.9, 9.9, 9.9) @ 821.5 MHz; Calibrated: 2023/07/10
- Sensor-Surface: 2mm (Mechanical Surface Detection)
- Electronics: DAE4 Sn755; Calibrated: 2023/03/23
- Phantom: SAM (Right) with CRP V5.0; Type: QD000P40CD; Serial: TP:1611
- Measurement SW: DASY52, Version 52.10 (2); SEMCAD X Version 14.6.12 (7450)

-Area Scan (71x71x1): Interpolated grid: dx=1.500 mm, dy=1.500 mm
Maximum value of SAR (interpolated) = 0.972 W/kg

-Zoom Scan (5x5x7)/Cube 0: Measurement grid: dx=8mm, dy=8mm, dz=5mm
Reference Value = 21.18 V/m; Power Drift = -0.08 dB
Peak SAR (extrapolated) = 1.48 W/kg
SAR(1 g) = 0.654 W/kg; SAR(10 g) = 0.380 W/kg
Maximum value of SAR (measured) = 0.997 W/kg



0 dB = 0.997 W/kg

P10 LTE B38_QPSK20M_Right Tilted_Ch37850_50RB_OS0_Ant2

Communication System: LTE_TDD; Frequency: 2580 MHz;Duty Cycle: 1:1.59
Medium: HSL2600_1122 Medium parameters used: f = 2580 MHz; σ = 1.922 S/m; ε_r = 39.18; ρ = 1000 kg/m^3
Ambient Temperature：23.6℃； Liquid Temperature：22.5℃

DASY5 Configuration:
- Probe: EX3DV4 - SN3985; ConvF(7.69, 7.69, 7.69) @ 2580 MHz; Calibrated: 2023/07/10
- Sensor-Surface: 2mm (Mechanical Surface Detection)
- Electronics: DAE4 Sn755; Calibrated: 2023/03/23
- Phantom: SAM (Right) with CRP V5.0; Type: QD000P40CD; Serial: TP:1611
- Measurement SW: DASY52, Version 52.10 (2); SEMCAD X Version 14.6.12 (7450)

-Area Scan (81x81x1): Interpolated grid: dx=1.200 mm, dy=1.200 mm
Maximum value of SAR (interpolated) = 0.826 W/kg

-Zoom Scan (7x7x7)/Cube 0: Measurement grid: dx=5mm, dy=5mm, dz=5mm
Reference Value = 3.598 V/m; Power Drift = -0.04 dB
Peak SAR (extrapolated) = 1.48 W/kg
SAR(1 g) = 0.591 W/kg; SAR(10 g) = 0.242 W/kg
Maximum value of SAR (measured) = 1.01 W/kg



0 dB = 1.01 W/kg

P11 LTE B41_QPSK20M_Right Tilted_Ch40185_1RB_OS50_Ant2

Communication System: LTE_TDD; Frequency: 2549.5 MHz;Duty Cycle: 1:1.59
Medium: HSL2600_1123 Medium parameters used: f = 2549.5 MHz; σ = 1.897 S/m; ε_r = 39.228; ρ = 1000 kg/m^3
Ambient Temperature：23.5℃； Liquid Temperature：22.4℃

DASY5 Configuration:
- Probe: EX3DV4 - SN3985; ConvF(7.69, 7.69, 7.69) @ 2549.5 MHz; Calibrated: 2023/07/10
- Sensor-Surface: 2mm (Mechanical Surface Detection)
- Electronics: DAE4 Sn755; Calibrated: 2023/03/23
- Phantom: SAM (Right) with CRP V5.0; Type: QD000P40CD; Serial: TP:1611
- Measurement SW: DASY52, Version 52.10 (2); SEMCAD X Version 14.6.12 (7450)

- **Area Scan (81x81x1):** Interpolated grid: dx=1.200 mm, dy=1.200 mm
Maximum value of SAR (interpolated) = 0.848 W/kg

- **Zoom Scan (7x7x7)/Cube 0:** Measurement grid: dx=5mm, dy=5mm, dz=5mm
Reference Value = 3.979 V/m; Power Drift = 0.01 dB
Peak SAR (extrapolated) = 1.63 W/kg
SAR(1 g) = 0.666 W/kg; SAR(10 g) = 0.269 W/kg
Maximum value of SAR (measured) = 1.11 W/kg



0 dB = 1.11 W/kg

P12 LTE B66_QPSK20M_Right Cheek_Ch132322_1RB_OS50_Ant2

Communication System: LTE_FDD; Frequency: 1745 MHz;Duty Cycle: 1:1
Medium: HSL1750_1124 Medium parameters used: f = 1745 MHz; σ = 1.422 S/m; ε_r = 40.985; ρ = 1000 kg/m^3
Ambient Temperature：23.5℃； Liquid Temperature：22.4℃

DASY5 Configuration:
- Probe: EX3DV4 - SN3985; ConvF(8.53, 8.53, 8.53) @ 1745 MHz; Calibrated: 2023/07/10
- Sensor-Surface: 2mm (Mechanical Surface Detection)
- Electronics: DAE4 Sn755; Calibrated: 2023/03/23
- Phantom: SAM (Right) with CRP V5.0; Type: QD000P40CD; Serial: TP:1611
- Measurement SW: DASY52, Version 52.10 (2); SEMCAD X Version 14.6.12 (7450)

-Area Scan (71x71x1): Interpolated grid: dx=1.500 mm, dy=1.500 mm
Maximum value of SAR (interpolated) = 0.739 W/kg

-Zoom Scan (5x5x7)/Cube 0: Measurement grid: dx=8mm, dy=8mm, dz=5mm
Reference Value = 15.17 V/m; Power Drift = -0.13 dB
Peak SAR (extrapolated) = 1.18 W/kg
SAR(1 g) = 0.603 W/kg; SAR(10 g) = 0.297 W/kg
Maximum value of SAR (measured) = 0.903 W/kg



0 dB = 0.903 W/kg

P13 WLAN2.4G_802.11b_Left Cheek_Ch11_Ant3

Communication System: 802.11b; Frequency: 2462 MHz;Duty Cycle: 1:1.004
Medium: HSL2450_1125 Medium parameters used: f = 2462 MHz; σ = 1.816 S/m; ε_r = 39.269; ρ = 1000 kg/m^3
Ambient Temperature：23.1℃； Liquid Temperature：22.2℃

DASY5 Configuration:
- Probe: EX3DV4 - SN3985; ConvF(7.8, 7.8, 7.8) @ 2462 MHz; Calibrated: 2023/07/10
- Sensor-Surface: 2mm (Mechanical Surface Detection)
- Electronics: DAE4 Sn755; Calibrated: 2023/03/23
- Phantom: SAM (Right) with CRP V5.0; Type: QD000P40CD; Serial: TP:1611
- Measurement SW: DASY52, Version 52.10 (2); SEMCAD X Version 14.6.12 (7450)

-Area Scan (81x91x1): Interpolated grid: dx=1.200 mm, dy=1.200 mm
Maximum value of SAR (interpolated) = 0.972 W/kg

-Zoom Scan (7x7x7)/Cube 0: Measurement grid: dx=5mm, dy=5mm, dz=5mm
Reference Value = 11.98 V/m; Power Drift = -0.07 dB
Peak SAR (extrapolated) = 1.18 W/kg
SAR(1 g) = 0.595 W/kg; SAR(10 g) = 0.303 W/kg
Maximum value of SAR (measured) = 0.860 W/kg

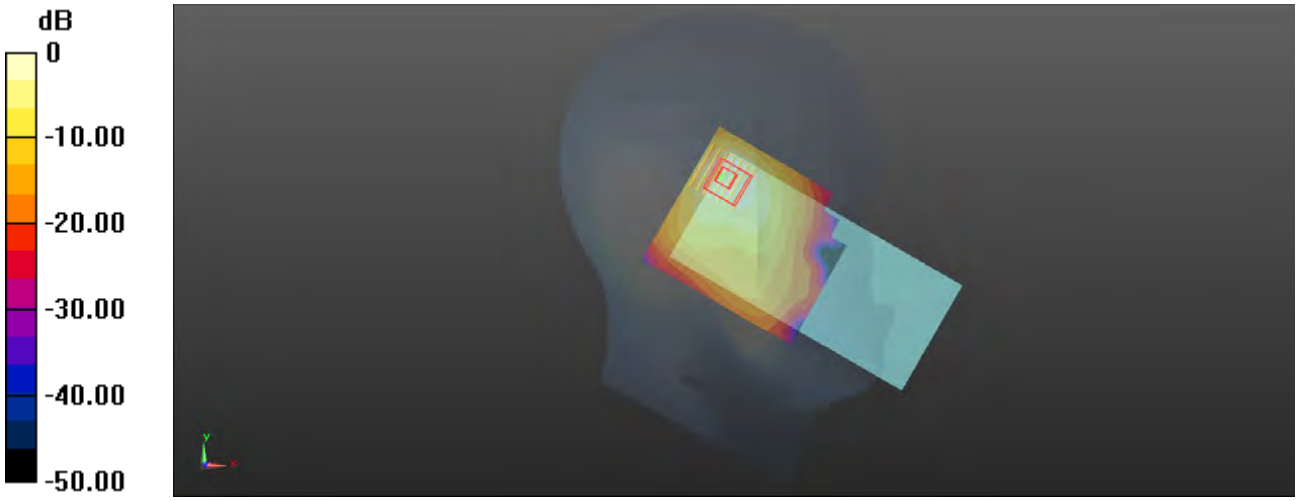

0 dB = 0.860 W/kg

P14 WLAN5G_802.11ac VHT80_Left Cheek_Ch58_Ant3

Communication System: 802.11ac VHT80; Frequency: 5290 MHz;Duty Cycle: 1:1.156
Medium: HSL5G_1125 Medium parameters used: f = 5290 MHz; σ = 4.624 S/m; ε_r = 36.194; ρ = 1000 kg/m^3
Ambient Temperature：23.2℃； Liquid Temperature：22.3℃

DASY5 Configuration:
- Probe: EX3DV4 - SN3985; ConvF(5.6, 5.6, 5.6) @ 5290 MHz; Calibrated: 2023/07/10
- Sensor-Surface: 2mm (Mechanical Surface Detection)
- Electronics: DAE4 Sn755; Calibrated: 2023/03/23
- Phantom: SAM (Right) with CRP V5.0; Type: QD000P40CD; Serial: TP:1611
- Measurement SW: DASY52, Version 52.10 (2); SEMCAD X Version 14.6.12 (7450)

-Area Scan (101x101x1): Interpolated grid: dx=1.000 mm, dy=1.000 mm
Maximum value of SAR (interpolated) = 0.688 W/kg

-Zoom Scan (7x7x13)/Cube 0: Measurement grid: dx=4mm, dy=4mm, dz=2mm
Reference Value = 4.542 V/m; Power Drift = 0.01 dB
Peak SAR (extrapolated) = 1.54 W/kg
SAR(1 g) = 0.361 W/kg; SAR(10 g) = 0.100 W/kg
Maximum value of SAR (measured) = 0.744 W/kg

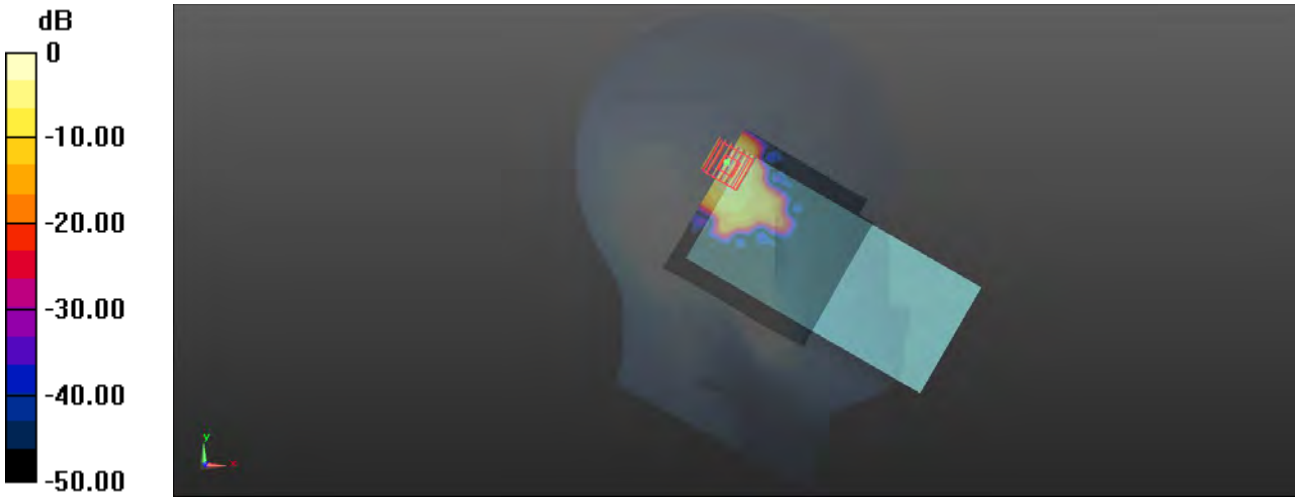

0 dB = 0.744 W/kg

P15 WLAN5G_802.11ac VHT80_Left Tilted_Ch106_Ant3

Communication System: 802.11ac VHT80; Frequency: 5530 MHz;Duty Cycle: 1:1.156
Medium: HSL5G_1125 Medium parameters used: f = 5530 MHz; σ = 4.927 S/m; ε_r = 35.792; ρ = 1000 kg/m^3
Ambient Temperature：23.2℃； Liquid Temperature：22.1℃

DASY5 Configuration:
- Probe: EX3DV4 - SN3985; ConvF(5.08, 5.08, 5.08) @ 5530 MHz; Calibrated: 2023/07/10
- Sensor-Surface: 2mm (Mechanical Surface Detection)
- Electronics: DAE4 Sn755; Calibrated: 2023/03/23
- Phantom: SAM (Right) with CRP V5.0; Type: QD000P40CD; Serial: TP:1611
- Measurement SW: DASY52, Version 52.10 (2); SEMCAD X Version 14.6.12 (7450)

-Area Scan (101x101x1): Interpolated grid: dx=1.000 mm, dy=1.000 mm
Maximum value of SAR (interpolated) = 1.03 W/kg

-Zoom Scan (7x7x13)/Cube 0: Measurement grid: dx=4mm, dy=4mm, dz=2mm
Reference Value = 4.526 V/m; Power Drift = -0.06 dB
Peak SAR (extrapolated) = 2.28 W/kg
SAR(1 g) = 0.528 W/kg; SAR(10 g) = 0.147 W/kg
Maximum value of SAR (measured) = 1.10 W/kg

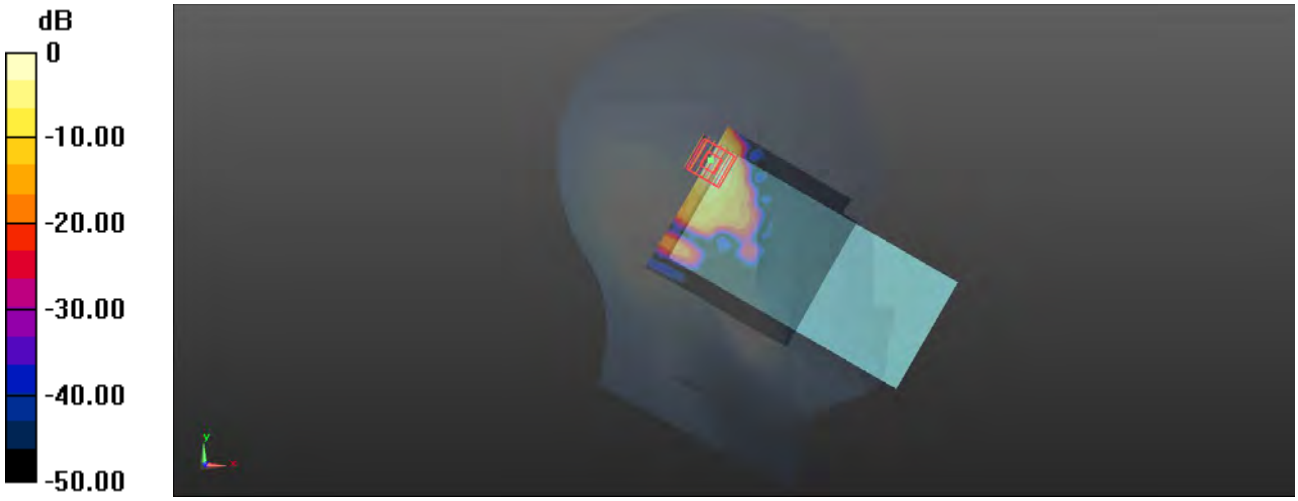

0 dB = 1.10 W/kg

P16 WLAN5G_802.11ac VHT80_Left Tilted_Ch155_Ant3

Communication System: 802.11ac VHT80; Frequency: 5775 MHz;Duty Cycle: 1:1.156
Medium: HSL5G_1125 Medium parameters used: f = 5775 MHz; σ = 5.159 S/m; ε_r = 35.315; ρ = 1000 kg/m^3
Ambient Temperature：23.1℃； Liquid Temperature：22.2℃

DASY5 Configuration:
- Probe: EX3DV4 - SN3985; ConvF(5.16, 5.16, 5.16) @ 5775 MHz; Calibrated: 2023/07/10
- Sensor-Surface: 2mm (Mechanical Surface Detection)
- Electronics: DAE4 Sn755; Calibrated: 2023/03/23
- Phantom: SAM (Right) with CRP V5.0; Type: QD000P40CD; Serial: TP:1611
- Measurement SW: DASY52, Version 52.10 (2); SEMCAD X Version 14.6.12 (7450)

-Area Scan (101x101x1): Interpolated grid: dx=1.000 mm, dy=1.000 mm
Maximum value of SAR (interpolated) = 0.734 W/kg

-Zoom Scan (7x7x13)/Cube 0: Measurement grid: dx=4mm, dy=4mm, dz=2mm
Reference Value = 3.377 V/m; Power Drift = 0.12 dB
Peak SAR (extrapolated) = 1.27 W/kg
SAR(1 g) = 0.284 W/kg; SAR(10 g) = 0.076 W/kg
Maximum value of SAR (measured) = 0.621 W/kg

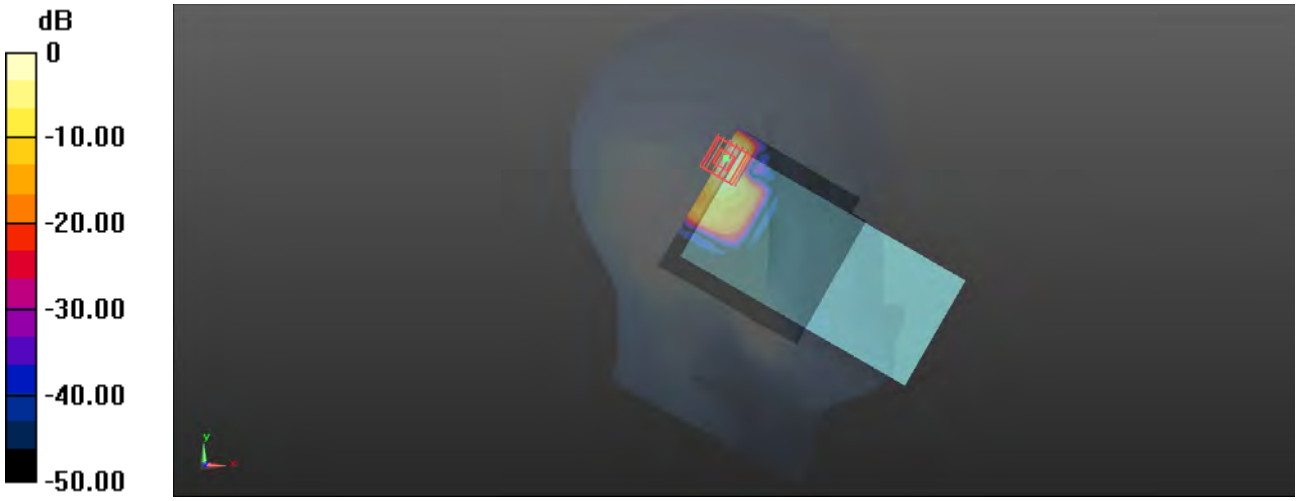

0 dB = 0.621 W/kg

P17 BT_GFSK_Left Cheek_Ch0_Ant3

Communication System: BT; Frequency: 2402 MHz;Duty Cycle: 1:1.318
Medium: HSL2450_1125 Medium parameters used: f = 2402 MHz; σ = 1.771 S/m; ε_r = 39.368; ρ = 1000 kg/m^3
Ambient Temperature：23.1℃； Liquid Temperature：22.2℃

DASY5 Configuration:
- Probe: EX3DV4 - SN3985; ConvF(7.8, 7.8, 7.8) @ 2402 MHz; Calibrated: 2023/07/10
- Sensor-Surface: 2mm (Mechanical Surface Detection)
- Electronics: DAE4 Sn755; Calibrated: 2023/03/23
- Phantom: SAM (Right) with CRP V5.0; Type: QD000P40CD; Serial: TP:1611
- Measurement SW: DASY52, Version 52.10 (2); SEMCAD X Version 14.6.12 (7450)

-Area Scan (91x91x1): Interpolated grid: dx=1.200 mm, dy=1.200 mm
Maximum value of SAR (interpolated) = 0.142 W/kg

-Zoom Scan (7x7x7)/Cube 0: Measurement grid: dx=5mm, dy=5mm, dz=5mm
Reference Value = 4.912 V/m; Power Drift = 0.05 dB
Peak SAR (extrapolated) = 0.184 W/kg
SAR(1 g) = 0.093 W/kg; SAR(10 g) = 0.048 W/kg
Maximum value of SAR (measured) = 0.136 W/kg

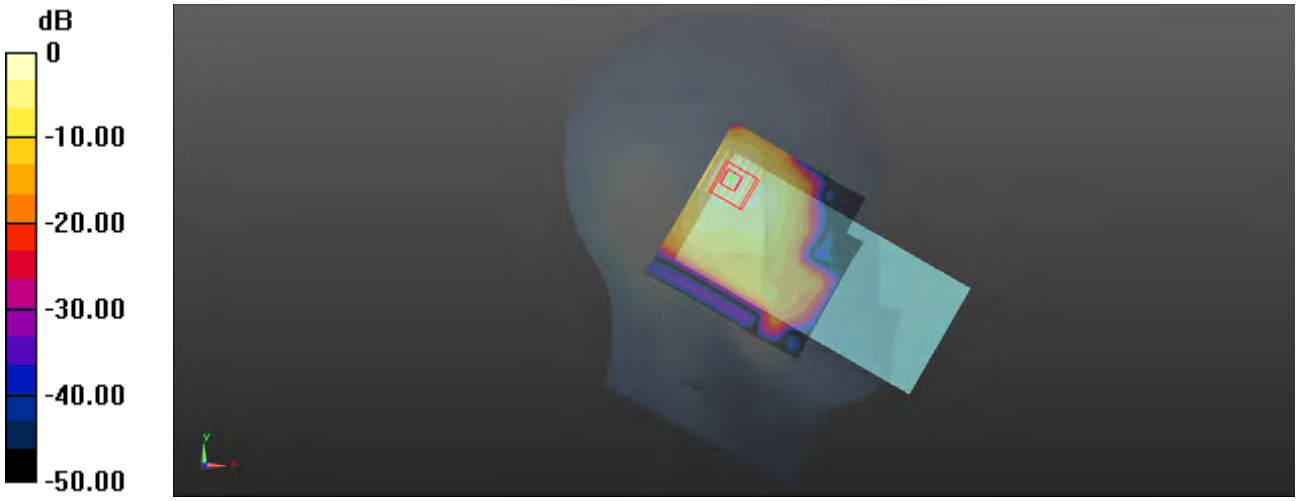

0 dB = 0.136 W/kg

P18 GSM850_GPRS(4Tx Slot)_Rear Face_1cm_Ch251_Ant1

Communication System: GPRS(4Tx Slot); Frequency: 848.8 MHz;Duty Cycle: 1:2.08
Medium: HSL835_1113 Medium parameters used: f = 849 MHz; σ = 0.942 S/m; ε_r = 43.093; ρ = 1000 kg/m^3
Ambient Temperature：23.7℃； Liquid Temperature：22.5℃

DASY5 Configuration:
- Probe: EX3DV4 - SN3985; ConvF(9.9, 9.9, 9.9) @ 848.8 MHz; Calibrated: 2023/07/10
- Sensor-Surface: 2mm (Mechanical Surface Detection)
- Electronics: DAE4 Sn755; Calibrated: 2023/03/23
- Phantom: SAM (Right) with CRP V5.0; Type: QD000P40CD; Serial: TP:1611
- Measurement SW: DASY52, Version 52.10 (2); SEMCAD X Version 14.6.12 (7450)

-Area Scan (71x71x1): Interpolated grid: dx=1.500 mm, dy=1.500 mm
Maximum value of SAR (interpolated) = 0.461 W/kg

-Zoom Scan (5x5x7)/Cube 0: Measurement grid: dx=8mm, dy=8mm, dz=5mm
Reference Value = 14.39 V/m; Power Drift = -0.15 dB
Peak SAR (extrapolated) = 0.594 W/kg
SAR(1 g) = 0.358 W/kg; SAR(10 g) = 0.195 W/kg
Maximum value of SAR (measured) = 0.448 W/kg

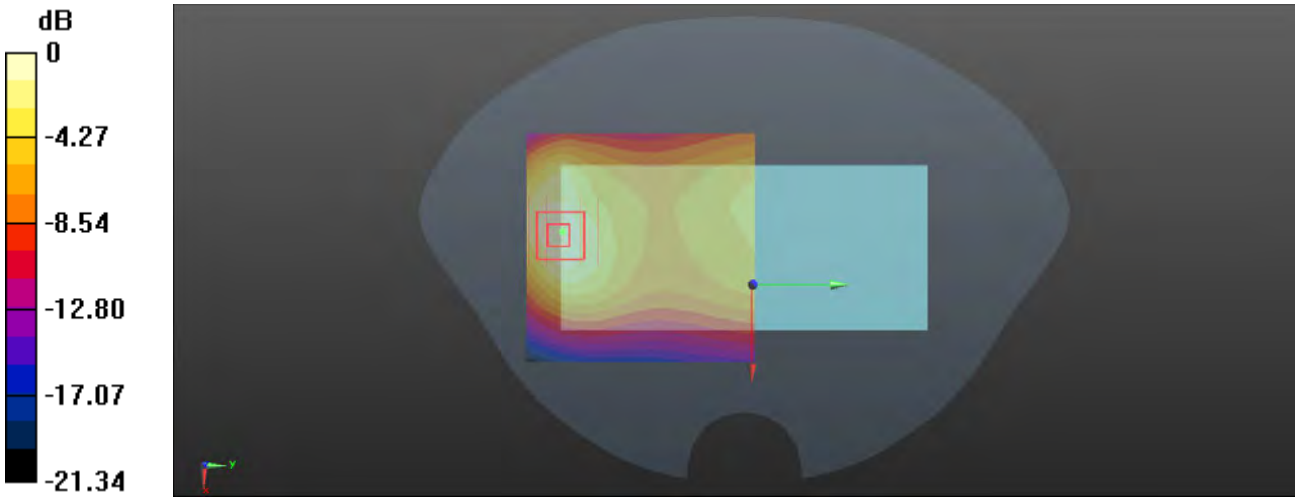

0 dB = 0.448 W/kg

P19 GSM1900_GPRS(1Tx Slot)_Rear Face_1cm_Ch661_Ant1

Communication System: GPRS(1Tx Slot); Frequency: 1880 MHz;Duty Cycle: 1:8.3
Medium: HSL1900_1115 Medium parameters used: f = 1880 MHz; σ = 1.396 S/m; ε_r = 40.227; ρ = 1000 kg/m^3
Ambient Temperature：23.6℃； Liquid Temperature：22.2℃

DASY5 Configuration:
- Probe: EX3DV4 - SN3985; ConvF(8.26, 8.26, 8.26) @ 1880 MHz; Calibrated: 2023/07/10
- Sensor-Surface: 2mm (Mechanical Surface Detection)
- Electronics: DAE4 Sn755; Calibrated: 2023/03/23
- Phantom: SAM (Right) with CRP V5.0; Type: QD000P40CD; Serial: TP:1611
- Measurement SW: DASY52, Version 52.10 (2); SEMCAD X Version 14.6.12 (7450)

-Area Scan (71x71x1): Interpolated grid: dx=1.500 mm, dy=1.500 mm
Maximum value of SAR (interpolated) = 0.310 W/kg

-Zoom Scan (5x5x7)/Cube 0: Measurement grid: dx=8mm, dy=8mm, dz=5mm
Reference Value = 6.499 V/m; Power Drift = 0.09 dB
Peak SAR (extrapolated) = 0.369 W/kg
SAR(1 g) = 0.229 W/kg; SAR(10 g) = 0.135 W/kg
Maximum value of SAR (measured) = 0.294 W/kg

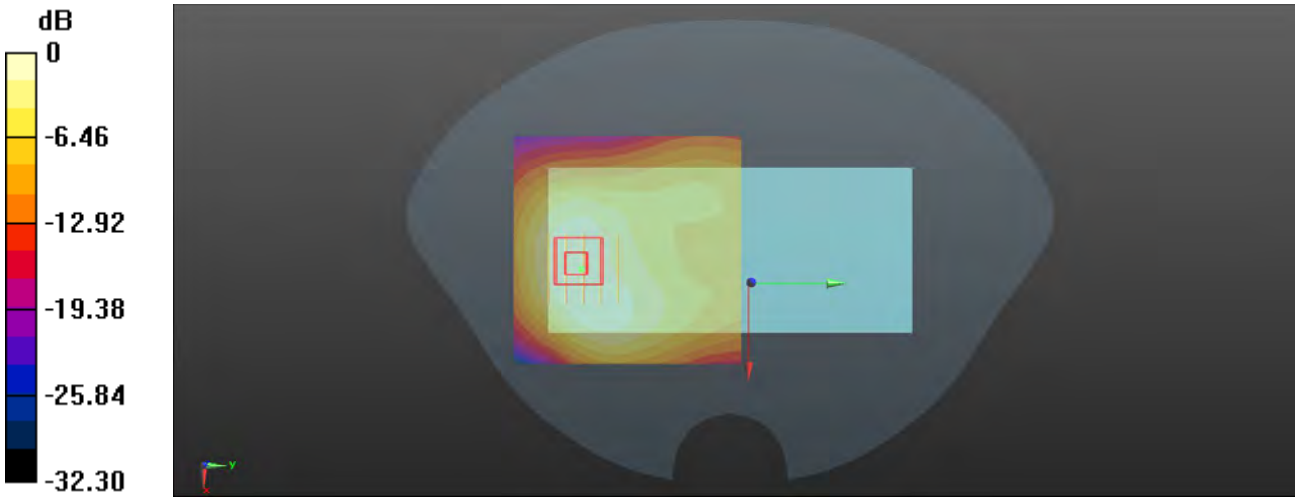

0 dB = 0.294 W/kg

P20 WCDMA II_RMC12.2K_Front Face_1cm_Ch9400_Ant2

Communication System: WCDMA; Frequency: 1880 MHz;Duty Cycle: 1:1
Medium: HSL1900_1115 Medium parameters used: f = 1880 MHz; σ = 1.396 S/m; ε_r = 40.227; ρ = 1000 kg/m^3
Ambient Temperature：23.6℃； Liquid Temperature：22.2℃

DASY5 Configuration:
- Probe: EX3DV4 - SN3985; ConvF(8.26, 8.26, 8.26) @ 1880 MHz; Calibrated: 2023/07/10
- Sensor-Surface: 2mm (Mechanical Surface Detection)
- Electronics: DAE4 Sn755; Calibrated: 2023/03/23
- Phantom: SAM (Right) with CRP V5.0; Type: QD000P40CD; Serial: TP:1611
- Measurement SW: DASY52, Version 52.10 (2); SEMCAD X Version 14.6.12 (7450)

-Area Scan (71x71x1): Interpolated grid: dx=1.500 mm, dy=1.500 mm
Maximum value of SAR (interpolated) = 1.01 W/kg

-Zoom Scan (5x5x7)/Cube 0: Measurement grid: dx=8mm, dy=8mm, dz=5mm
Reference Value = 9.402 V/m; Power Drift = -0.10 dB
Peak SAR (extrapolated) = 1.24 W/kg
SAR(1 g) = 0.688 W/kg; SAR(10 g) = 0.364 W/kg
Maximum value of SAR (measured) = 0.990 W/kg

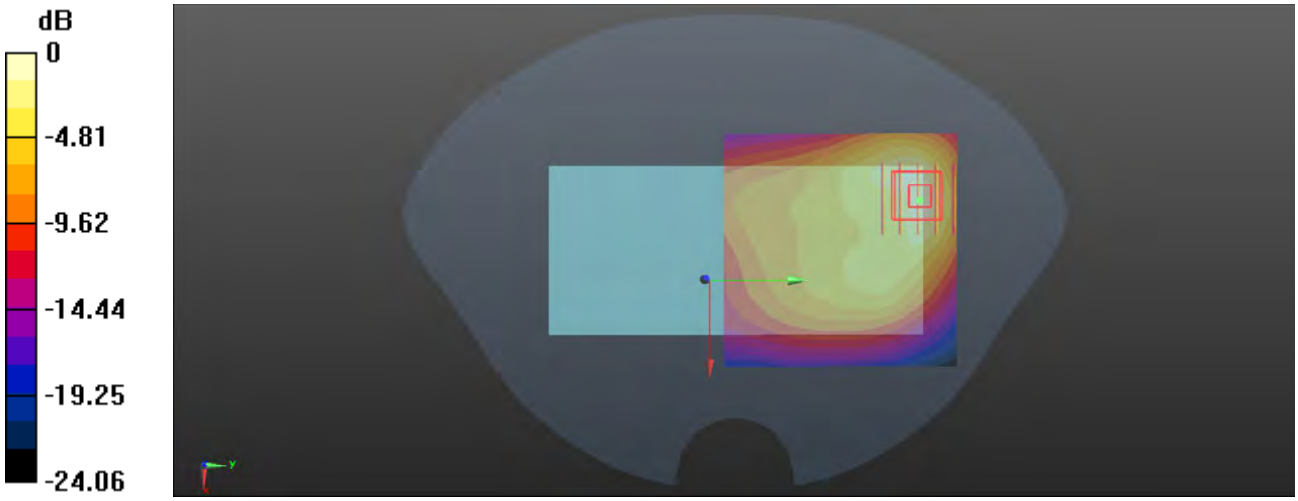

0 dB = 0.990 W/kg

P21 WCDMA IV_RMC12.2K_Bottom Side_1cm_Ch1312_Ant1

Communication System: WCDMA; Frequency: 1712.4 MHz;Duty Cycle: 1:1
Medium: HSL1750_1114 Medium parameters used: f = 1712.4 MHz; σ = 1.391 S/m; ε_r = 41.163; ρ = 1000 kg/m^3
Ambient Temperature：23.4℃； Liquid Temperature：22.3℃

DASY5 Configuration:
- Probe: EX3DV4 - SN3985; ConvF(8.53, 8.53, 8.53) @ 1712.4 MHz; Calibrated: 2023/07/10
- Sensor-Surface: 2mm (Mechanical Surface Detection)
- Electronics: DAE4 Sn755; Calibrated: 2023/03/23
- Phantom: SAM (Right) with CRP V5.0; Type: QD000P40CD; Serial: TP:1611
- Measurement SW: DASY52, Version 52.10 (2); SEMCAD X Version 14.6.12 (7450)

-Area Scan (31x71x1): Interpolated grid: dx=1.500 mm, dy=1.500 mm
Maximum value of SAR (interpolated) = 0.869 W/kg

-Zoom Scan (5x5x7)/Cube 0: Measurement grid: dx=8mm, dy=8mm, dz=5mm
Reference Value = 21.35 V/m; Power Drift = -0.02 dB
Peak SAR (extrapolated) = 1.03 W/kg
SAR(1 g) = 0.678 W/kg; SAR(10 g) = 0.363 W/kg
Maximum value of SAR (measured) = 0.866 W/kg

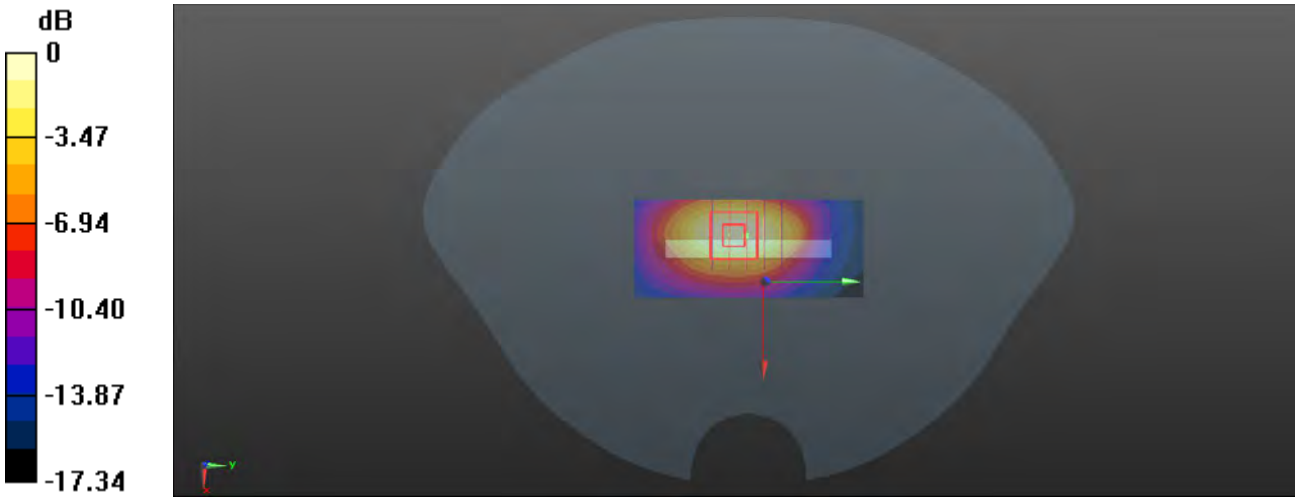

0 dB = 0.866 W/kg

P22 WCDMA V_RMC12.2K_Rear Face_1cm_Ch4132_Ant1

Communication System: WCDMA; Frequency: 826.4 MHz;Duty Cycle: 1:1
Medium: HSL835_1113 Medium parameters used: f = 826.4 MHz; σ = 0.933 S/m; ε_r = 43.217; ρ = 1000 kg/m^3
Ambient Temperature：23.7℃； Liquid Temperature：22.5℃

DASY5 Configuration:
- Probe: EX3DV4 - SN3985; ConvF(9.9, 9.9, 9.9) @ 826.4 MHz; Calibrated: 2023/07/10
- Sensor-Surface: 2mm (Mechanical Surface Detection)
- Electronics: DAE4 Sn755; Calibrated: 2023/03/23
- Phantom: SAM (Right) with CRP V5.0; Type: QD000P40CD; Serial: TP:1611
- Measurement SW: DASY52, Version 52.10 (2); SEMCAD X Version 14.6.12 (7450)

-Area Scan (71x71x1): Interpolated grid: dx=1.500 mm, dy=1.500 mm
Maximum value of SAR (interpolated) = 0.696 W/kg

-Zoom Scan (5x5x7)/Cube 0: Measurement grid: dx=8mm, dy=8mm, dz=5mm
Reference Value = 15.81 V/m; Power Drift = -0.01 dB
Peak SAR (extrapolated) = 0.932 W/kg
SAR(1 g) = 0.542 W/kg; SAR(10 g) = 0.318 W/kg
Maximum value of SAR (measured) = 0.737 W/kg

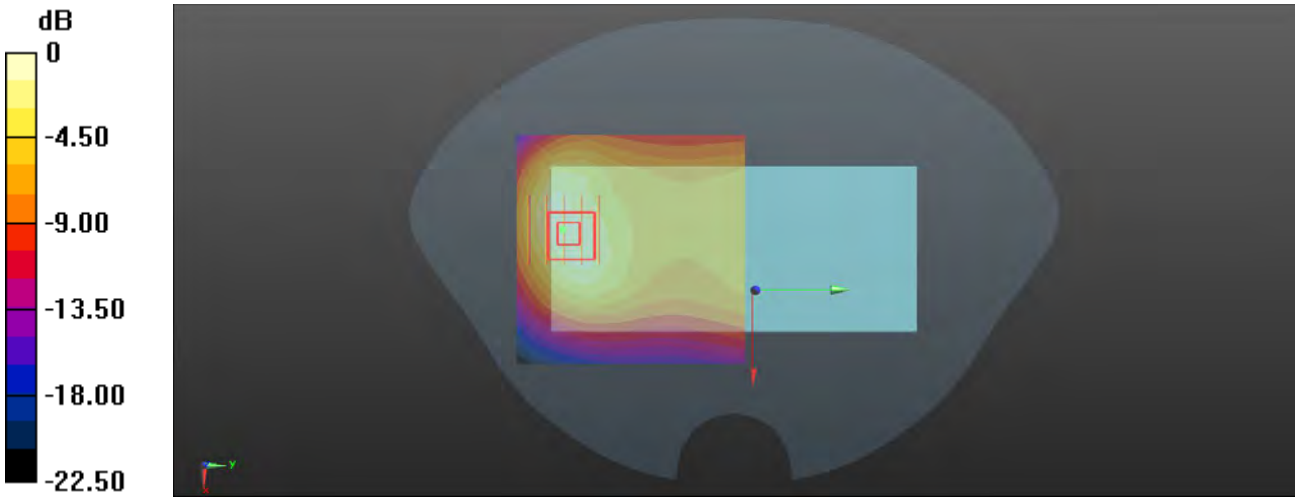

0 dB = 0.737 W/kg

P23 LTE B2_QPSK20M_Front Face_1cm_Ch18700_1RB_OS50_Ant2

Communication System: LTE_FDD; Frequency: 1860 MHz;Duty Cycle: 1:1
Medium: HSL1900_1116 Medium parameters used: f = 1860 MHz; σ = 1.389 S/m; ε_r = 40.461; ρ = 1000 kg/m^3
Ambient Temperature：23.5℃； Liquid Temperature：22.6℃

DASY5 Configuration:
- Probe: EX3DV4 - SN3985; ConvF(8.26, 8.26, 8.26) @ 1860 MHz; Calibrated: 2023/07/10
- Sensor-Surface: 2mm (Mechanical Surface Detection)
- Electronics: DAE4 Sn755; Calibrated: 2023/03/23
- Phantom: SAM (Right) with CRP V5.0; Type: QD000P40CD; Serial: TP:1611
- Measurement SW: DASY52, Version 52.10 (2); SEMCAD X Version 14.6.12 (7450)

-Area Scan (71x71x1): Interpolated grid: dx=1.500 mm, dy=1.500 mm
Maximum value of SAR (interpolated) = 0.964 W/kg

-Zoom Scan (5x5x7)/Cube 0: Measurement grid: dx=8mm, dy=8mm, dz=5mm
Reference Value = 10.70 V/m; Power Drift = 0.13 dB
Peak SAR (extrapolated) = 1.14 W/kg
SAR(1 g) = 0.662 W/kg; SAR(10 g) = 0.362 W/kg
Maximum value of SAR (measured) = 0.893 W/kg

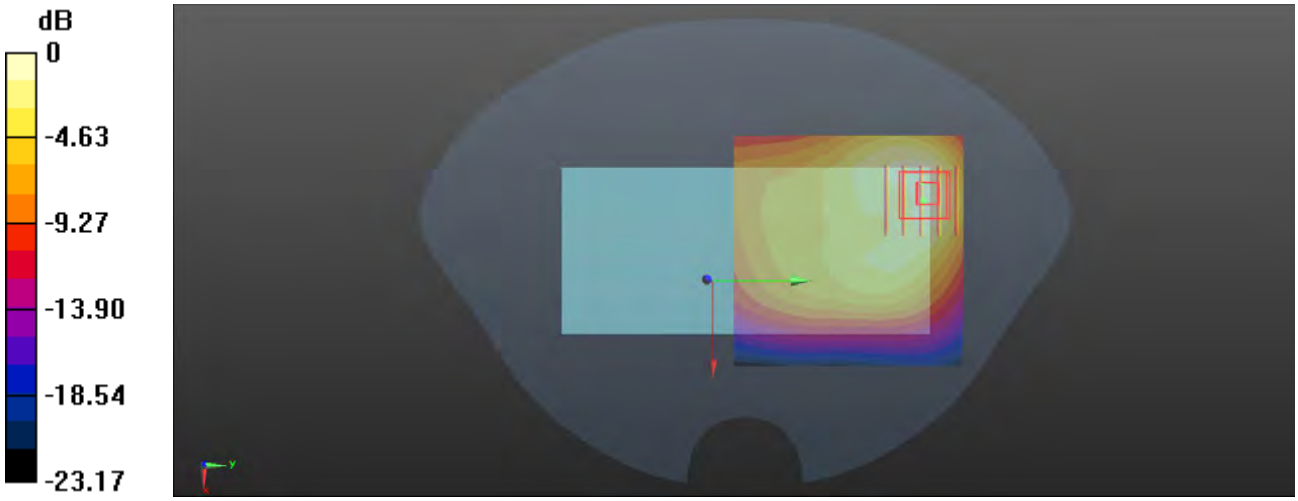

0 dB = 0.893 W/kg

P24 LTE B7_QPSK20M_Front Face_1cm_Ch21350_50RB_OS25_Ant2

Communication System: LTE_FDD; Frequency: 2560 MHz;Duty Cycle: 1:1
Medium: HSL2600_1121 Medium parameters used: f = 2560 MHz; σ = 1.905 S/m; ε_r = 39.197; ρ = 1000 kg/m^3
Ambient Temperature：23.3℃； Liquid Temperature：22.4℃

DASY5 Configuration:
- Probe: EX3DV4 - SN3985; ConvF(7.69, 7.69, 7.69) @ 2560 MHz; Calibrated: 2023/07/10
- Sensor-Surface: 2mm (Mechanical Surface Detection)
- Electronics: DAE4 Sn755; Calibrated: 2023/03/23
- Phantom: SAM (Right) with CRP V5.0; Type: QD000P40CD; Serial: TP:1611
- Measurement SW: DASY52, Version 52.10 (2); SEMCAD X Version 14.6.12 (7450)

-Area Scan (91x91x1): Interpolated grid: dx=1.200 mm, dy=1.200 mm
Maximum value of SAR (interpolated) = 1.17 W/kg

-Zoom Scan (7x7x7)/Cube 0: Measurement grid: dx=5mm, dy=5mm, dz=5mm
Reference Value = 7.219 V/m; Power Drift = 0.08 dB
Peak SAR (extrapolated) = 1.57 W/kg
SAR(1 g) = 0.798 W/kg; SAR(10 g) = 0.382 W/kg
Maximum value of SAR (measured) = 1.17 W/kg

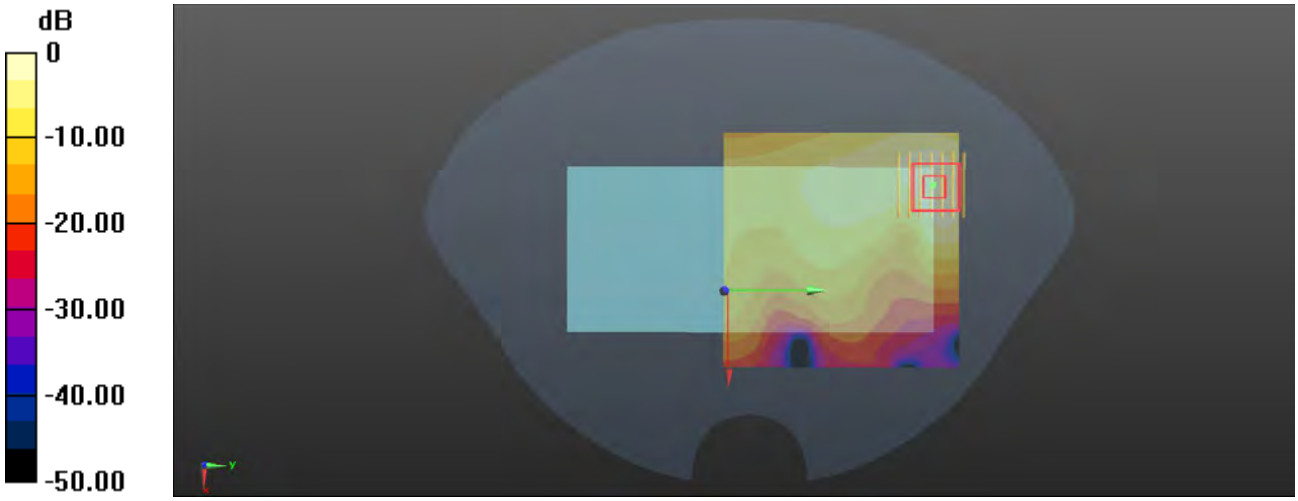

0 dB = 1.17 W/kg

P25 LTE B13_QPSK10M_Rear Face_1cm_Ch23230_1RB_OS24_Ant1

Communication System: LTE_FDD; Frequency: 782 MHz;Duty Cycle: 1:1
Medium: HSL750_1112 Medium parameters used: f = 782 MHz; σ = 0.92 S/m; ε_r = 43.289; ρ = 1000 kg/m^3
Ambient Temperature：23.5℃； Liquid Temperature：22.4℃

DASY5 Configuration:
- Probe: EX3DV4 - SN3985; ConvF(10.3, 10.3, 10.3) @ 782 MHz; Calibrated: 2023/07/10
- Sensor-Surface: 2mm (Mechanical Surface Detection)
- Electronics: DAE4 Sn755; Calibrated: 2023/03/23
- Phantom: SAM (Right) with CRP V5.0; Type: QD000P40CD; Serial: TP:1611
- Measurement SW: DASY52, Version 52.10 (2); SEMCAD X Version 14.6.12 (7450)

-Area Scan (71x71x1): Interpolated grid: dx=1.500 mm, dy=1.500 mm
Maximum value of SAR (interpolated) = 0.465 W/kg

-Zoom Scan (5x5x7)/Cube 0: Measurement grid: dx=8mm, dy=8mm, dz=5mm
Reference Value = 16.86 V/m; Power Drift = 0.01 dB
Peak SAR (extrapolated) = 0.598 W/kg
SAR(1 g) = 0.340 W/kg; SAR(10 g) = 0.199 W/kg
Maximum value of SAR (measured) = 0.470 W/kg

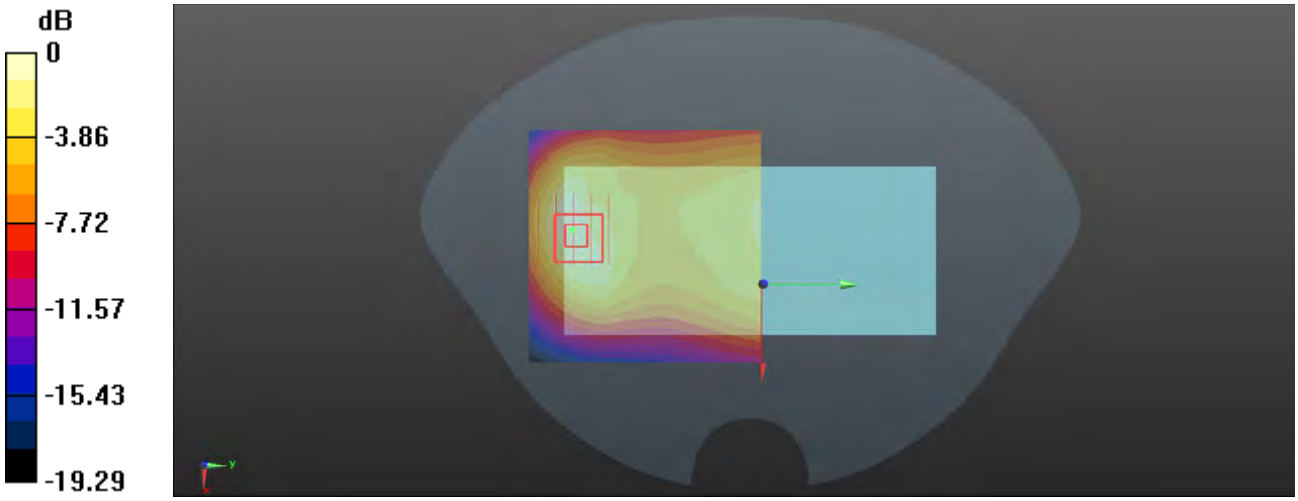

0 dB = 0.470 W/kg

P26 LTE B26_QPSK15M_Rear Face_1cm_Ch26765_1RB_OS37_Ant1

Communication System: LTE_FDD; Frequency: 821.5 MHz;Duty Cycle: 1:1
Medium: HSL835_1113 Medium parameters used: f = 821.5 MHz; σ = 0.931 S/m; ε_r = 43.221; ρ = 1000 kg/m^3
Ambient Temperature：23.7℃； Liquid Temperature：22.5℃

DASY5 Configuration:
- Probe: EX3DV4 - SN3985; ConvF(9.9, 9.9, 9.9) @ 821.5 MHz; Calibrated: 2023/07/10
- Sensor-Surface: 2mm (Mechanical Surface Detection)
- Electronics: DAE4 Sn755; Calibrated: 2023/03/23
- Phantom: SAM (Right) with CRP V5.0; Type: QD000P40CD; Serial: TP:1611
- Measurement SW: DASY52, Version 52.10 (2); SEMCAD X Version 14.6.12 (7450)

-Area Scan (71x71x1): Interpolated grid: dx=1.500 mm, dy=1.500 mm
Maximum value of SAR (interpolated) = 0.581 W/kg

-Zoom Scan (5x5x7)/Cube 0: Measurement grid: dx=8mm, dy=8mm, dz=5mm
Reference Value = 15.07 V/m; Power Drift = 0.12 dB
Peak SAR (extrapolated) = 0.734 W/kg
SAR(1 g) = 0.431 W/kg; SAR(10 g) = 0.255 W/kg
Maximum value of SAR (measured) = 0.577 W/kg

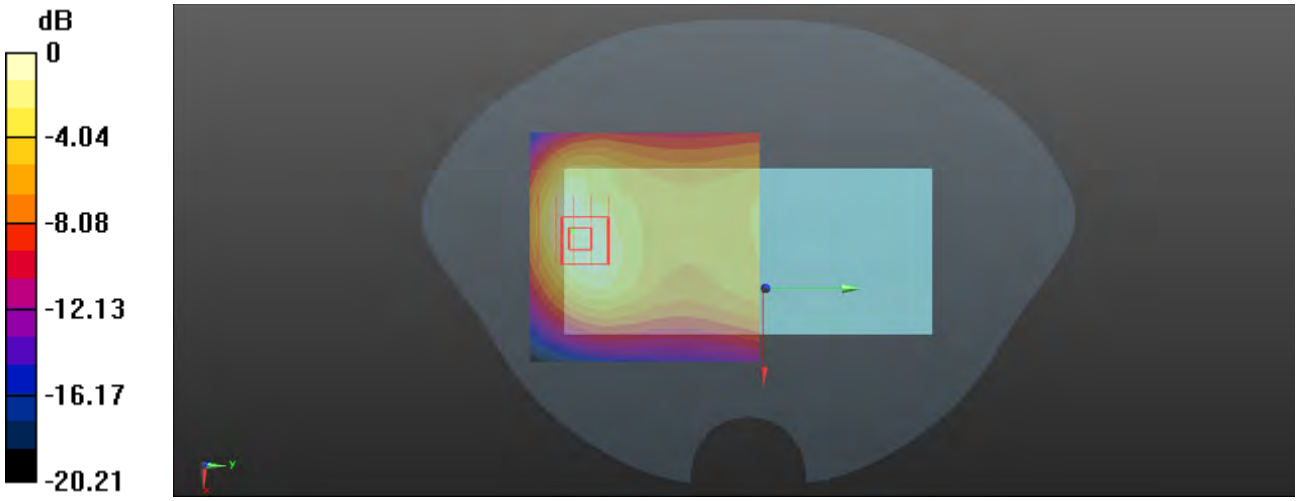

0 dB = 0.577 W/kg

P27 LTE B38_QPSK20M_Front Face_1cm_Ch37850_1RB_OS50_Ant2

Communication System: LTE_TDD; Frequency: 2580 MHz;Duty Cycle: 1:1.59
Medium: HSL2600_1122 Medium parameters used: f = 2580 MHz; σ = 1.922 S/m; ε_r = 39.18; ρ = 1000 kg/m^3
Ambient Temperature：23.6℃； Liquid Temperature：22.5℃

DASY5 Configuration:
- Probe: EX3DV4 - SN3985; ConvF(7.69, 7.69, 7.69) @ 2580 MHz; Calibrated: 2023/07/10
- Sensor-Surface: 2mm (Mechanical Surface Detection)
- Electronics: DAE4 Sn755; Calibrated: 2023/03/23
- Phantom: SAM (Right) with CRP V5.0; Type: QD000P40CD; Serial: TP:1611
- Measurement SW: DASY52, Version 52.10 (2); SEMCAD X Version 14.6.12 (7450)

-Area Scan (81x81x1): Interpolated grid: dx=1.200 mm, dy=1.200 mm
Maximum value of SAR (interpolated) = 1.11 W/kg

-Zoom Scan (7x7x7)/Cube 0: Measurement grid: dx=5mm, dy=5mm, dz=5mm
Reference Value = 7.479 V/m; Power Drift = 0.08 dB
Peak SAR (extrapolated) = 1.51 W/kg
SAR(1 g) = 0.731 W/kg; SAR(10 g) = 0.352 W/kg
Maximum value of SAR (measured) = 1.10 W/kg

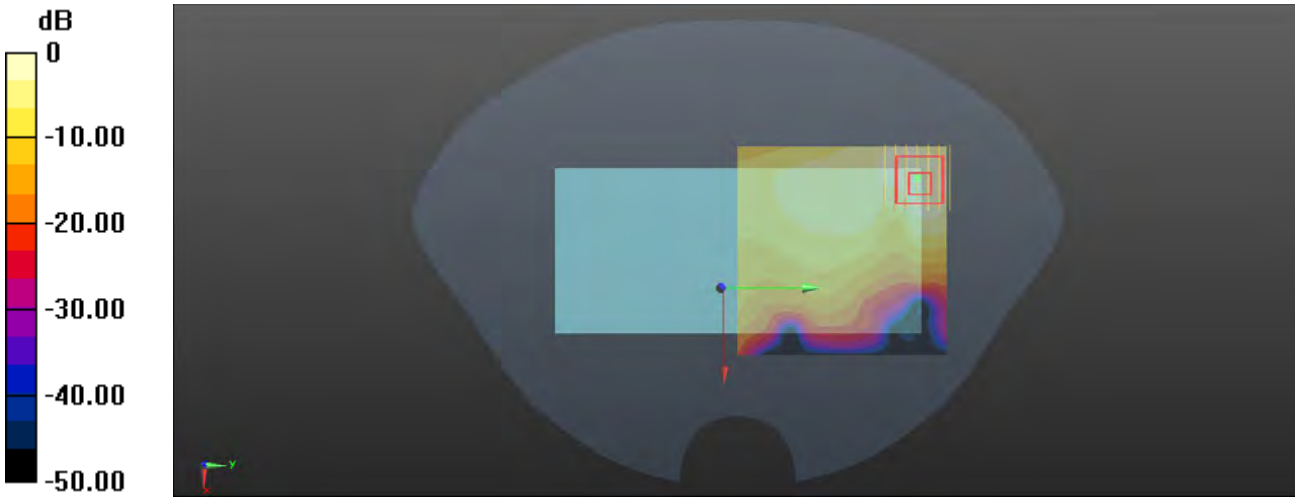

0 dB = 1.10 W/kg

P28 LTE B41_QPSK20M_Front Face_1cm_Ch39750_1RB_OS50_Ant2

Communication System: LTE_TDD; Frequency: 2506 MHz;Duty Cycle: 1:1.59
Medium: HSL2600_1123 Medium parameters used: f = 2506 MHz; σ = 1.862 S/m; ε_r = 39.296; ρ = 1000 kg/m^3
Ambient Temperature：23.5℃； Liquid Temperature：22.4℃

DASY5 Configuration:
- Probe: EX3DV4 - SN3985; ConvF(7.69, 7.69, 7.69) @ 2506 MHz; Calibrated: 2023/07/10
- Sensor-Surface: 2mm (Mechanical Surface Detection)
- Electronics: DAE4 Sn755; Calibrated: 2023/03/23
- Phantom: SAM (Right) with CRP V5.0; Type: QD000P40CD; Serial: TP:1611
- Measurement SW: DASY52, Version 52.10 (2); SEMCAD X Version 14.6.12 (7450)

- **Area Scan (81x91x1):** Interpolated grid: dx=1.200 mm, dy=1.200 mm
Maximum value of SAR (interpolated) = 1.15 W/kg

- **Zoom Scan (7x7x7)/Cube 0:** Measurement grid: dx=5mm, dy=5mm, dz=5mm
Reference Value = 8.215 V/m; Power Drift = 0.02 dB
Peak SAR (extrapolated) = 1.55 W/kg
SAR(1 g) = 0.763 W/kg; SAR(10 g) = 0.367 W/kg
Maximum value of SAR (measured) = 1.14 W/kg

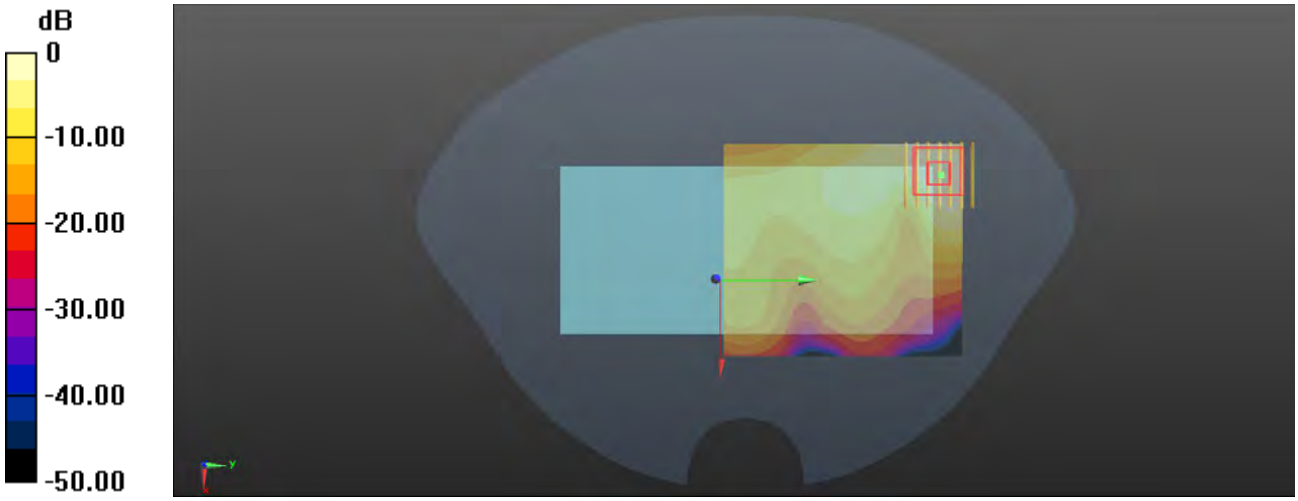

0 dB = 1.14 W/kg

P29 LTE B66_QPSK20M_Rear Face_1.5cm_Ch132072_1RB_OS50_Ant1

Communication System: LTE_FDD; Frequency: 1720 MHz;Duty Cycle: 1:1
Medium: HSL1750_1112 Medium parameters used: f = 1720 MHz; σ = 1.401 S/m; ε_r = 41.007; ρ = 1000 kg/m^3
Ambient Temperature：23.4℃； Liquid Temperature：22.2℃

DASY5 Configuration:
- Probe: EX3DV4 - SN3985; ConvF(8.53, 8.53, 8.53) @ 1720 MHz; Calibrated: 2023/07/10
- Sensor-Surface: 2mm (Mechanical Surface Detection)
- Electronics: DAE4 Sn755; Calibrated: 2023/03/23
- Phantom: SAM (Right) with CRP V5.0; Type: QD000P40CD; Serial: TP:1611
- Measurement SW: DASY52, Version 52.10 (2); SEMCAD X Version 14.6.12 (7450)

-Area Scan (71x71x1): Interpolated grid: dx=1.500 mm, dy=1.500 mm
Maximum value of SAR (interpolated) = 0.870 W/kg

-Zoom Scan (5x5x7)/Cube 0: Measurement grid: dx=8mm, dy=8mm, dz=5mm
Reference Value = 10.09 V/m; Power Drift = -0.01 dB
Peak SAR (extrapolated) = 1.01 W/kg
SAR(1 g) = 0.660 W/kg; SAR(10 g) = 0.400 W/kg
Maximum value of SAR (measured) = 0.844 W/kg

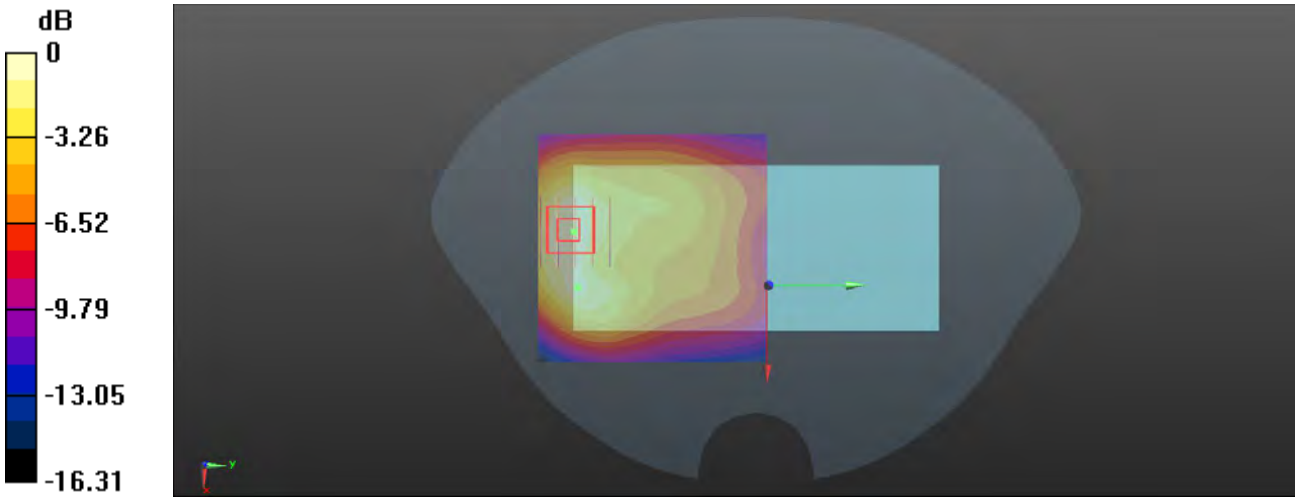

0 dB = 0.844 W/kg

P30 WLAN2.4G_802.11b_Rear Face_1cm_Ch11_Ant3

Communication System: 802.11b; Frequency: 2462 MHz;Duty Cycle: 1:1.004
Medium: HSL2450_1125 Medium parameters used: f = 2462 MHz; σ = 1.816 S/m; ε_r = 39.269; ρ = 1000 kg/m^3
Ambient Temperature：23.1℃； Liquid Temperature：22.2℃

DASY5 Configuration:
- Probe: EX3DV4 - SN3985; ConvF(7.8, 7.8, 7.8) @ 2462 MHz; Calibrated: 2023/07/10
- Sensor-Surface: 2mm (Mechanical Surface Detection)
- Electronics: DAE4 Sn755; Calibrated: 2023/03/23
- Phantom: SAM (Right) with CRP V5.0; Type: QD000P40CD; Serial: TP:1611
- Measurement SW: DASY52, Version 52.10 (2); SEMCAD X Version 14.6.12 (7450)

-Area Scan (81x81x1): Interpolated grid: dx=1.200 mm, dy=1.200 mm
Maximum value of SAR (interpolated) = 0.512 W/kg

-Zoom Scan (7x7x7)/Cube 0: Measurement grid: dx=5mm, dy=5mm, dz=5mm
Reference Value = 4.162 V/m; Power Drift = 0.16 dB
Peak SAR (extrapolated) = 0.684 W/kg
SAR(1 g) = 0.335 W/kg; SAR(10 g) = 0.169 W/kg
Maximum value of SAR (measured) = 0.501 W/kg

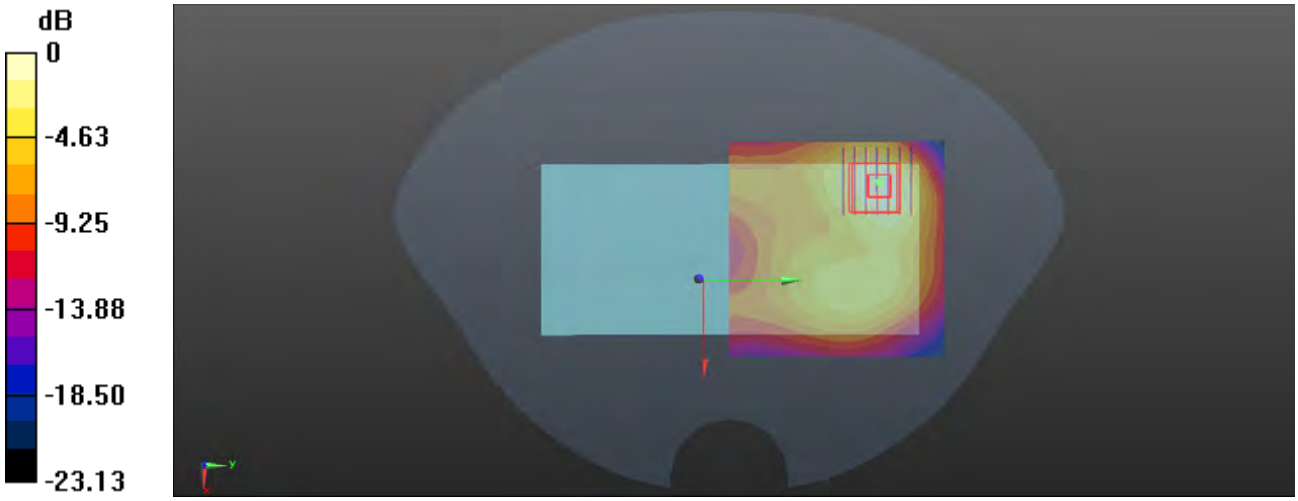

0 dB = 0.501 W/kg

P31 WLAN5G_802.11ac VHT80_Rear Face_1cm_Ch58_Ant3

Communication System: 802.11ac VHT80; Frequency: 5290 MHz;Duty Cycle: 1:1.156
Medium: HSL5G_1125 Medium parameters used: f = 5290 MHz; σ = 4.624 S/m; ε_r = 36.194; ρ = 1000 kg/m^3
Ambient Temperature：23.2℃； Liquid Temperature：22.3℃

DASY5 Configuration:
- Probe: EX3DV4 - SN3985; ConvF(5.6, 5.6, 5.6) @ 5290 MHz; Calibrated: 2023/07/10
- Sensor-Surface: 2mm (Mechanical Surface Detection)
- Electronics: DAE4 Sn755; Calibrated: 2023/03/23
- Phantom: SAM (Right) with CRP V5.0; Type: QD000P40CD; Serial: TP:1611
- Measurement SW: DASY52, Version 52.10 (2); SEMCAD X Version 14.6.12 (7450)

-Area Scan (101x101x1): Interpolated grid: dx=1.000 mm, dy=1.000 mm
Maximum value of SAR (interpolated) = 0.809 W/kg

-Zoom Scan (7x7x12)/Cube 0: Measurement grid: dx=4mm, dy=4mm, dz=2mm
Reference Value = 0.1550 V/m; Power Drift = 0.06 dB
Peak SAR (extrapolated) = 1.43 W/kg
SAR(1 g) = 0.393 W/kg; SAR(10 g) = 0.125 W/kg
Maximum value of SAR (measured) = 0.787 W/kg

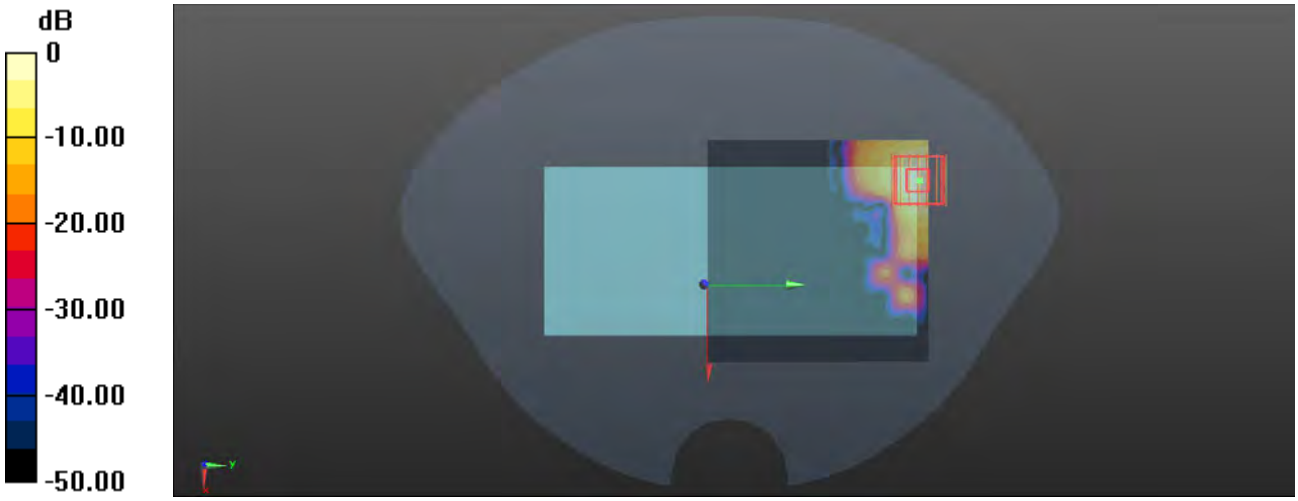

0 dB = 0.787 W/kg

P32 WLAN5G_802.11ac VHT80_Rear Face_1cm_Ch106_Ant3

Communication System: 802.11ac VHT80; Frequency: 5530 MHz;Duty Cycle: 1:1.156
Medium: HSL5G_1125 Medium parameters used: f = 5530 MHz; σ = 4.927 S/m; ε_r = 35.792; ρ = 1000 kg/m^3
Ambient Temperature：23.2℃； Liquid Temperature：22.1℃

DASY5 Configuration:
- Probe: EX3DV4 - SN3985; ConvF(5.08, 5.08, 5.08) @ 5530 MHz; Calibrated: 2023/07/10
- Sensor-Surface: 2mm (Mechanical Surface Detection)
- Electronics: DAE4 Sn755; Calibrated: 2023/03/23
- Phantom: SAM (Right) with CRP V5.0; Type: QD000P40CD; Serial: TP:1611
- Measurement SW: DASY52, Version 52.10 (2); SEMCAD X Version 14.6.12 (7450)

-Area Scan (101x101x1): Interpolated grid: dx=1.000 mm, dy=1.000 mm
Maximum value of SAR (interpolated) = 0.724 W/kg

-Zoom Scan (7x7x12)/Cube 0: Measurement grid: dx=4mm, dy=4mm, dz=2mm
Reference Value = 0 V/m; Power Drift = 0.19 dB
Peak SAR (extrapolated) = 1.40 W/kg
SAR(1 g) = 0.370 W/kg; SAR(10 g) = 0.119 W/kg
Maximum value of SAR (measured) = 0.719 W/kg

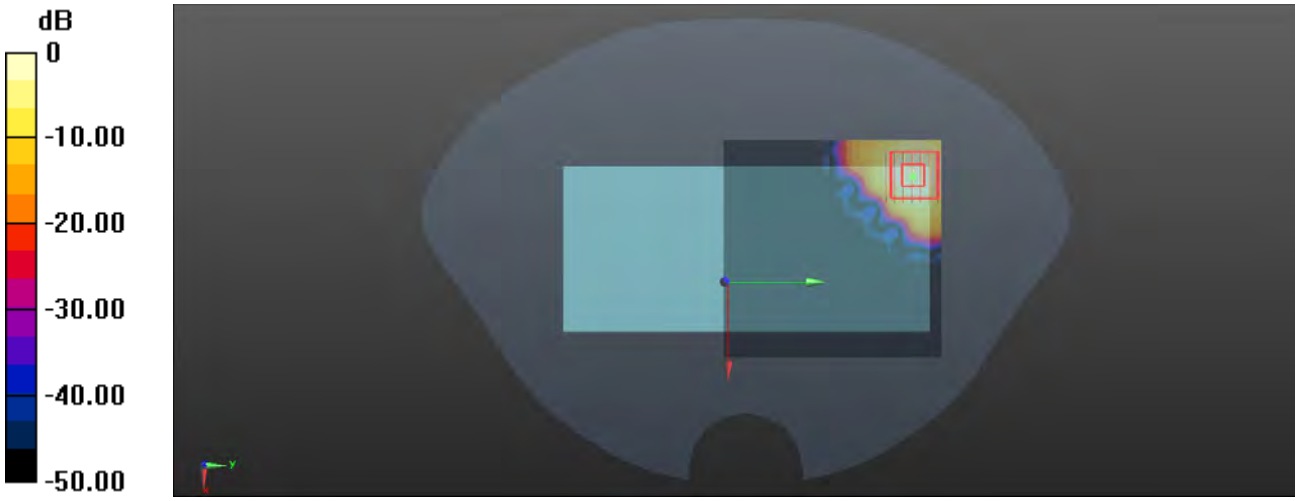

0 dB = 0.719 W/kg

P33 WLAN5G_802.11ac VHT80_Rear Face_1cm_Ch155_Ant3

Communication System: 802.11ac VHT80; Frequency: 5775 MHz;Duty Cycle: 1:1.156
Medium: HSL5G_1125 Medium parameters used: f = 5775 MHz; σ = 5.159 S/m; ε_r = 35.315; ρ = 1000 kg/m^3
Ambient Temperature：23.1℃； Liquid Temperature：22.2℃

DASY5 Configuration:
- Probe: EX3DV4 - SN3985; ConvF(5.16, 5.16, 5.16) @ 5775 MHz; Calibrated: 2023/07/10
- Sensor-Surface: 2mm (Mechanical Surface Detection)
- Electronics: DAE4 Sn755; Calibrated: 2023/03/23
- Phantom: SAM (Right) with CRP V5.0; Type: QD000P40CD; Serial: TP:1611
- Measurement SW: DASY52, Version 52.10 (2); SEMCAD X Version 14.6.12 (7450)

-Area Scan (101x101x1): Interpolated grid: dx=1.000 mm, dy=1.000 mm
Maximum value of SAR (interpolated) = 0.933 W/kg

-Zoom Scan (7x7x12)/Cube 0: Measurement grid: dx=4mm, dy=4mm, dz=2mm
Reference Value = 1.542 V/m; Power Drift = -0.09 dB
Peak SAR (extrapolated) = 1.79 W/kg
SAR(1 g) = 0.448 W/kg; SAR(10 g) = 0.141 W/kg
Maximum value of SAR (measured) = 0.904 W/kg

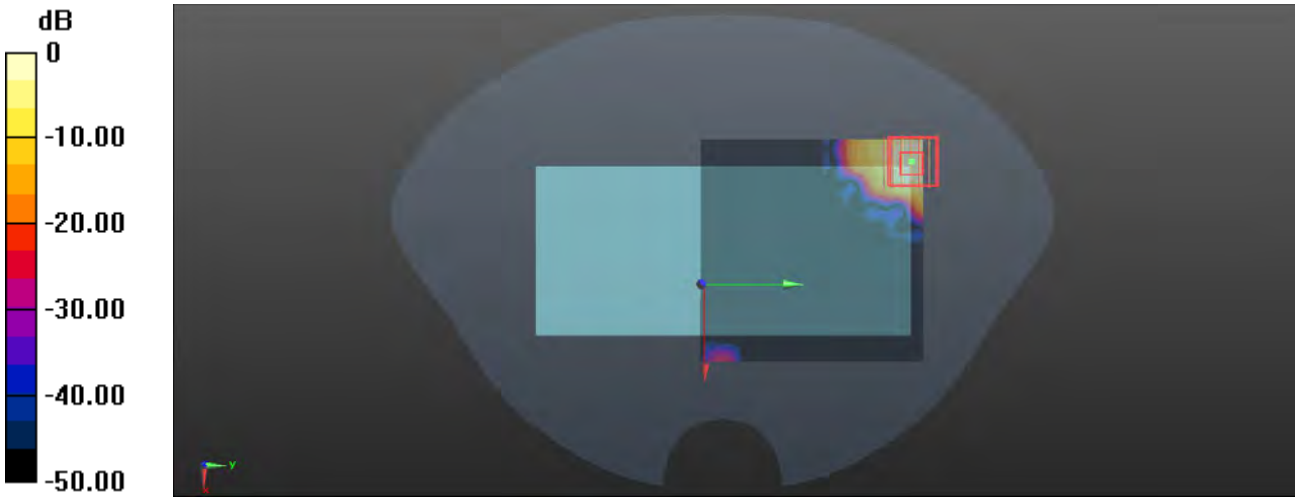

0 dB = 0.904 W/kg

P34 BT_GFSK_Rear Face_1cm_Ch0_Ant3

Communication System: BT; Frequency: 2402 MHz;Duty Cycle: 1:1.318
Medium: HSL2450_1125 Medium parameters used: f = 2402 MHz; σ = 1.771 S/m; ε_r = 39.368; ρ = 1000 kg/m^3
Ambient Temperature：23.1℃； Liquid Temperature：22.2℃

DASY5 Configuration:
- Probe: EX3DV4 - SN3985; ConvF(7.8, 7.8, 7.8) @ 2402 MHz; Calibrated: 2023/07/10
- Sensor-Surface: 2mm (Mechanical Surface Detection)
- Electronics: DAE4 Sn755; Calibrated: 2023/03/23
- Phantom: SAM (Right) with CRP V5.0; Type: QD000P40CD; Serial: TP:1611
- Measurement SW: DASY52, Version 52.10 (2); SEMCAD X Version 14.6.12 (7450)

-Area Scan (81x81x1): Interpolated grid: dx=1.200 mm, dy=1.200 mm
Maximum value of SAR (interpolated) = 0.0390 W/kg

-Zoom Scan (7x7x7)/Cube 0: Measurement grid: dx=5mm, dy=5mm, dz=5mm
Reference Value = 0.8710 V/m; Power Drift = 0.06 dB
Peak SAR (extrapolated) = 0.0490 W/kg
SAR(1 g) = 0.023 W/kg; SAR(10 g) = 0.011 W/kg
Maximum value of SAR (measured) = 0.0343 W/kg

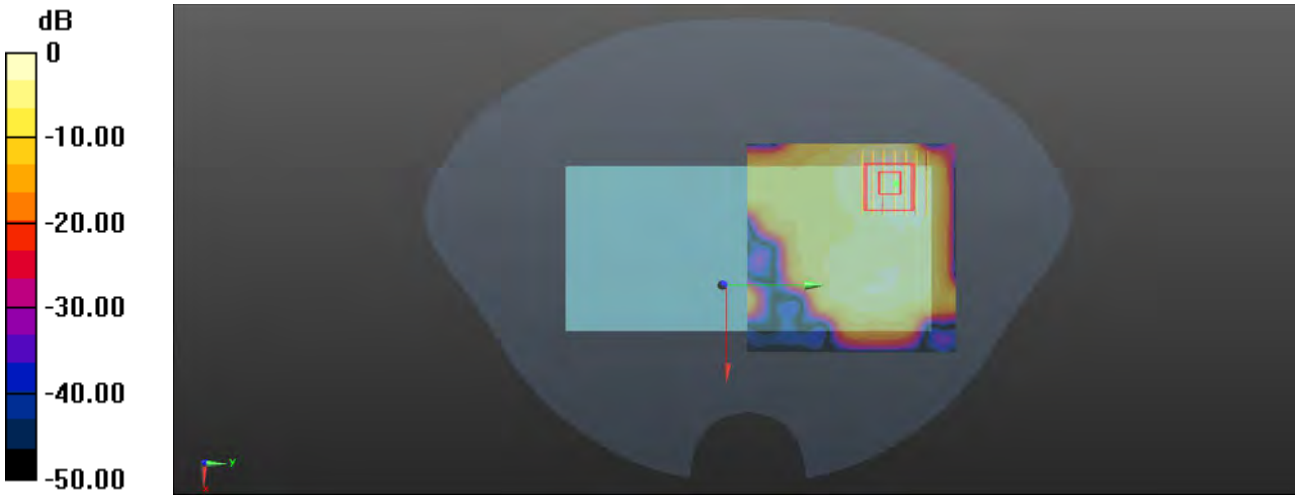

0 dB = 0.0343 W/kg

P35 GSM850_GPRS(4Tx Slot)_Rear Face_1cm_Ch251_Ant1

Communication System: GPRS(4Tx Slot); Frequency: 848.8 MHz;Duty Cycle: 1:2.08
Medium: HSL835_1113 Medium parameters used: f = 849 MHz; σ = 0.942 S/m; ε_r = 43.093; ρ = 1000 kg/m^3
Ambient Temperature：23.7℃； Liquid Temperature：22.5℃

DASY5 Configuration:
- Probe: EX3DV4 - SN3985; ConvF(9.9, 9.9, 9.9) @ 848.8 MHz; Calibrated: 2023/07/10
- Sensor-Surface: 2mm (Mechanical Surface Detection)
- Electronics: DAE4 Sn755; Calibrated: 2023/03/23
- Phantom: SAM (Right) with CRP V5.0; Type: QD000P40CD; Serial: TP:1611
- Measurement SW: DASY52, Version 52.10 (2); SEMCAD X Version 14.6.12 (7450)

-Area Scan (71x71x1): Interpolated grid: dx=1.500 mm, dy=1.500 mm
Maximum value of SAR (interpolated) = 0.461 W/kg

-Zoom Scan (5x5x7)/Cube 0: Measurement grid: dx=8mm, dy=8mm, dz=5mm
Reference Value = 14.39 V/m; Power Drift = -0.15 dB
Peak SAR (extrapolated) = 0.594 W/kg
SAR(1 g) = 0.358 W/kg; SAR(10 g) = 0.195 W/kg
Maximum value of SAR (measured) = 0.448 W/kg

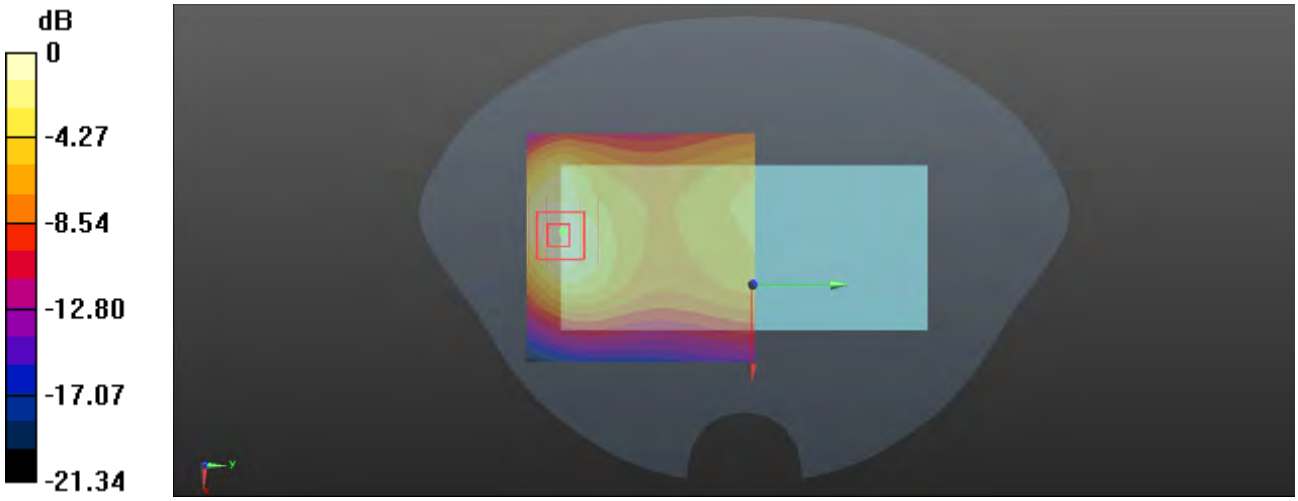

0 dB = 0.448 W/kg

P36 GSM1900_GPRS 1Tx Slot_Bottom Side_1cm_Ch661_Ant1

Communication System: GPRS(1Tx Slot); Frequency: 1880 MHz;Duty Cycle: 1:8.3
Medium: HSL1900_1115 Medium parameters used: f = 1880 MHz; σ = 1.396 S/m; ε_r = 40.227; ρ = 1000 kg/m^3
Ambient Temperature：23.6℃； Liquid Temperature：22.2℃

DASY5 Configuration:
- Probe: EX3DV4 - SN3985; ConvF(8.26, 8.26, 8.26) @ 1880 MHz; Calibrated: 2023/07/10
- Sensor-Surface: 2mm (Mechanical Surface Detection)
- Electronics: DAE4 Sn755; Calibrated: 2023/03/23
- Phantom: SAM (Right) with CRP V5.0; Type: QD000P40CD; Serial: TP:1611
- Measurement SW: DASY52, Version 52.10 (2); SEMCAD X Version 14.6.12 (7450)

-Area Scan (31x71x1): Interpolated grid: dx=1.500 mm, dy=1.500 mm
Maximum value of SAR (interpolated) = 0.362 W/kg

-Zoom Scan (5x5x7)/Cube 0: Measurement grid: dx=8mm, dy=8mm, dz=5mm
Reference Value = 12.87 V/m; Power Drift = 0.13 dB
Peak SAR (extrapolated) = 0.437 W/kg
SAR(1 g) = 0.260 W/kg; SAR(10 g) = 0.144 W/kg
Maximum value of SAR (measured) = 0.349 W/kg

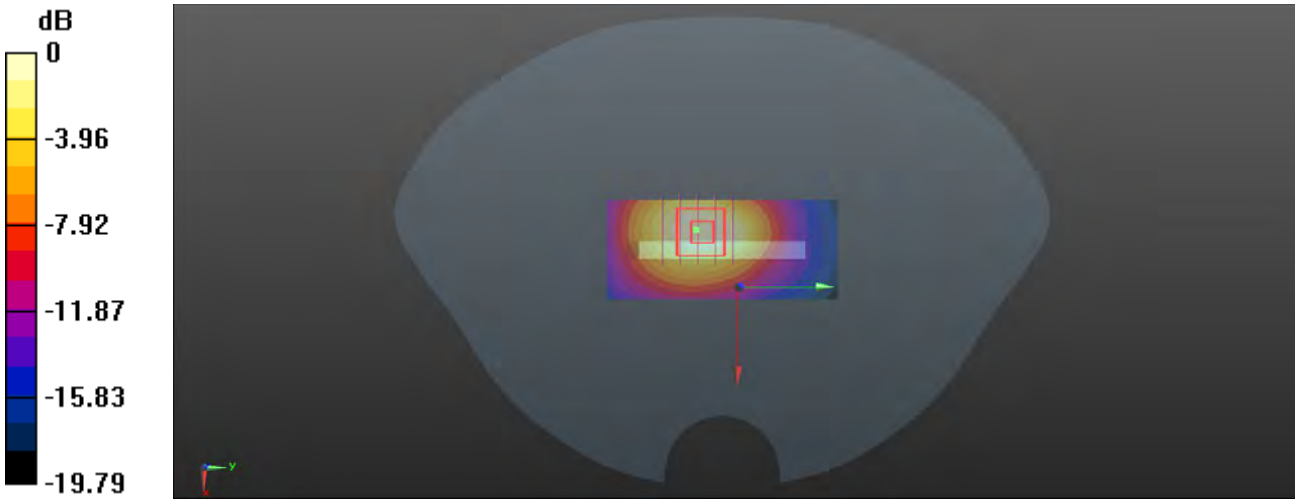

0 dB = 0.349 W/kg

P37 WCDMA II_RMC12.2K_Front Face_1cm_Ch9400_Ant2

Communication System: WCDMA; Frequency: 1880 MHz;Duty Cycle: 1:1
Medium: HSL1900_1115 Medium parameters used: f = 1880 MHz; σ = 1.396 S/m; ε_r = 40.227; ρ = 1000 kg/m^3
Ambient Temperature：23.6℃； Liquid Temperature：22.2℃

DASY5 Configuration:
- Probe: EX3DV4 - SN3985; ConvF(8.26, 8.26, 8.26) @ 1880 MHz; Calibrated: 2023/07/10
- Sensor-Surface: 2mm (Mechanical Surface Detection)
- Electronics: DAE4 Sn755; Calibrated: 2023/03/23
- Phantom: SAM (Right) with CRP V5.0; Type: QD000P40CD; Serial: TP:1611
- Measurement SW: DASY52, Version 52.10 (2); SEMCAD X Version 14.6.12 (7450)

-Area Scan (71x71x1): Interpolated grid: dx=1.500 mm, dy=1.500 mm
Maximum value of SAR (interpolated) = 1.01 W/kg

-Zoom Scan (5x5x7)/Cube 0: Measurement grid: dx=8mm, dy=8mm, dz=5mm
Reference Value = 9.402 V/m; Power Drift = -0.10 dB
Peak SAR (extrapolated) = 1.24 W/kg
SAR(1 g) = 0.688 W/kg; SAR(10 g) = 0.364 W/kg
Maximum value of SAR (measured) = 0.990 W/kg

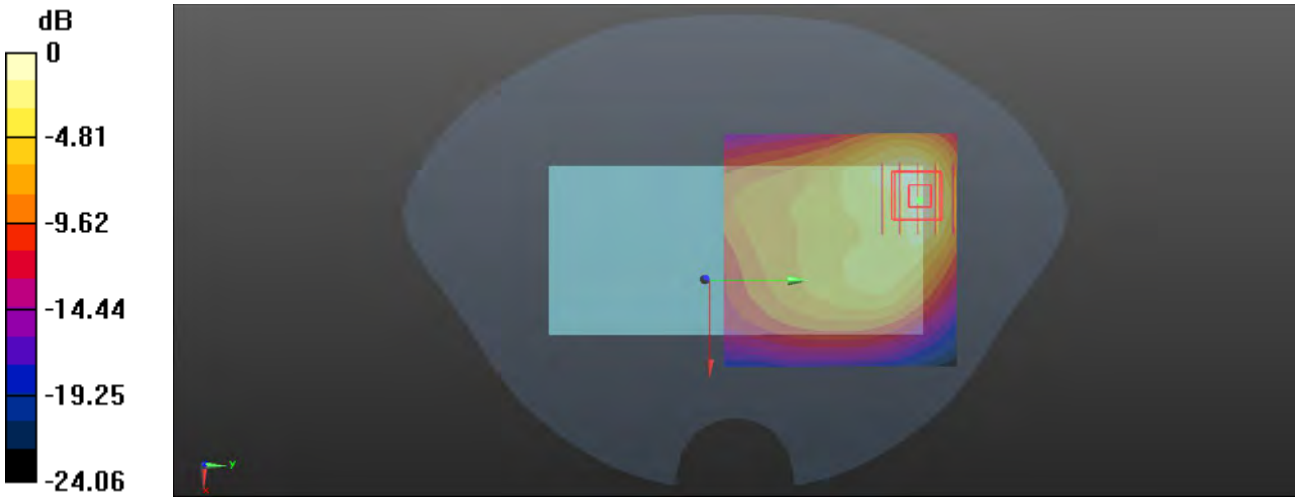

0 dB = 0.990 W/kg

P38 WCDMA IV_RMC12.2K_Bottom Side_1cm_Ch1312_Ant1

Communication System: WCDMA; Frequency: 1712.4 MHz;Duty Cycle: 1:1
Medium: HSL1750_1114 Medium parameters used: f = 1712.4 MHz; σ = 1.391 S/m; ε_r = 41.163; ρ = 1000 kg/m^3
Ambient Temperature：23.4℃； Liquid Temperature：22.3℃

DASY5 Configuration:
- Probe: EX3DV4 - SN3985; ConvF(8.53, 8.53, 8.53) @ 1712.4 MHz; Calibrated: 2023/07/10
- Sensor-Surface: 2mm (Mechanical Surface Detection)
- Electronics: DAE4 Sn755; Calibrated: 2023/03/23
- Phantom: SAM (Right) with CRP V5.0; Type: QD000P40CD; Serial: TP:1611
- Measurement SW: DASY52, Version 52.10 (2); SEMCAD X Version 14.6.12 (7450)

-Area Scan (31x71x1): Interpolated grid: dx=1.500 mm, dy=1.500 mm
Maximum value of SAR (interpolated) = 0.869 W/kg

-Zoom Scan (5x5x7)/Cube 0: Measurement grid: dx=8mm, dy=8mm, dz=5mm
Reference Value = 21.35 V/m; Power Drift = -0.02 dB
Peak SAR (extrapolated) = 1.03 W/kg
SAR(1 g) = 0.678 W/kg; SAR(10 g) = 0.363 W/kg
Maximum value of SAR (measured) = 0.866 W/kg

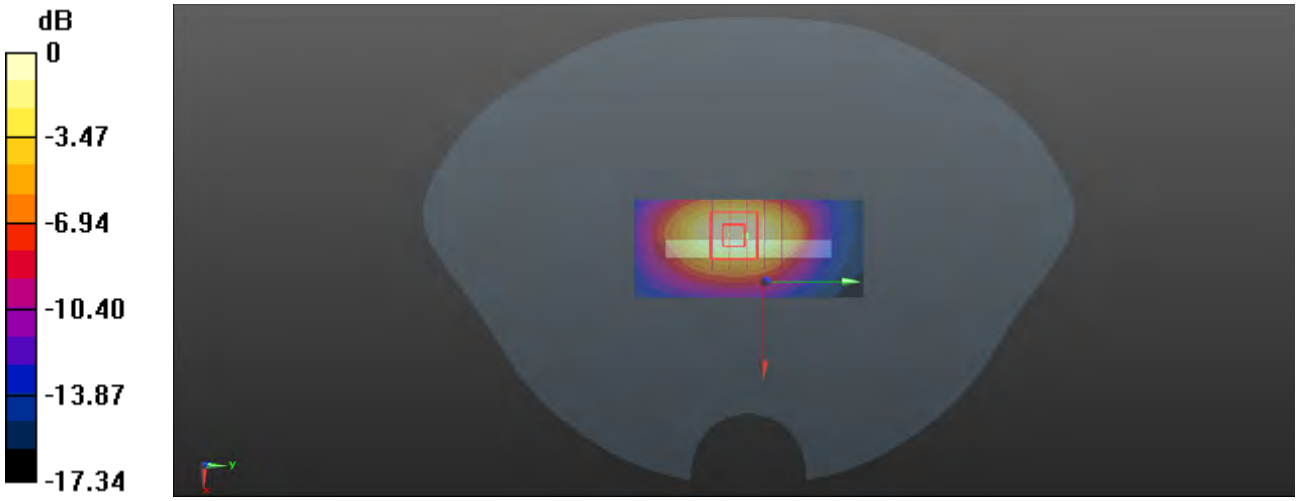

0 dB = 0.866 W/kg

P39 WCDMA V_RMC12.2K_Rear Face_1cm_Ch4132_Ant1

Communication System: WCDMA; Frequency: 826.4 MHz;Duty Cycle: 1:1
Medium: HSL835_1113 Medium parameters used: f = 826.4 MHz; σ = 0.933 S/m; ε_r = 43.217; ρ = 1000 kg/m^3
Ambient Temperature：23.7℃； Liquid Temperature：22.5℃

DASY5 Configuration:
- Probe: EX3DV4 - SN3985; ConvF(9.9, 9.9, 9.9) @ 826.4 MHz; Calibrated: 2023/07/10
- Sensor-Surface: 2mm (Mechanical Surface Detection)
- Electronics: DAE4 Sn755; Calibrated: 2023/03/23
- Phantom: SAM (Right) with CRP V5.0; Type: QD000P40CD; Serial: TP:1611
- Measurement SW: DASY52, Version 52.10 (2); SEMCAD X Version 14.6.12 (7450)

-Area Scan (71x71x1): Interpolated grid: dx=1.500 mm, dy=1.500 mm
Maximum value of SAR (interpolated) = 0.696 W/kg

-Zoom Scan (5x5x7)/Cube 0: Measurement grid: dx=8mm, dy=8mm, dz=5mm
Reference Value = 15.81 V/m; Power Drift = -0.01 dB
Peak SAR (extrapolated) = 0.932 W/kg
SAR(1 g) = 0.542 W/kg; SAR(10 g) = 0.318 W/kg
Maximum value of SAR (measured) = 0.737 W/kg

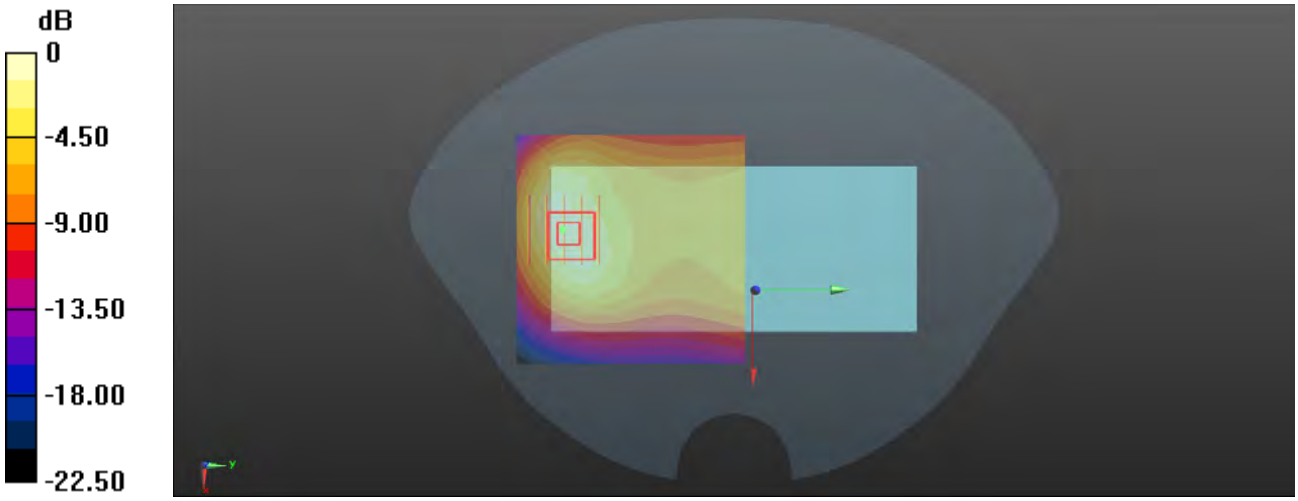

0 dB = 0.737 W/kg

Test Laboratory: ritt 7 Layers SAR/HAC Testing Lab Date: 2023/11/16

P40 LTE B2_QPSK20M_Bottom Side_1cm_Ch19100_50RB_OS0_Ant1

Communication System: LTE_FDD; Frequency: 1900 MHz;Duty Cycle: 1:1
Medium: HSL1900_1116 Medium parameters used: f = 1900 MHz; σ = 1.411 S/m; ε_r = 40.433; ρ = 1000 kg/m^3
Ambient Temperature：23.5℃； Liquid Temperature：22.6℃

DASY5 Configuration:
- Probe: EX3DV4 - SN3985; ConvF(8.26, 8.26, 8.26) @ 1900 MHz; Calibrated: 2023/07/10
- Sensor-Surface: 2mm (Mechanical Surface Detection)
- Electronics: DAE4 Sn755; Calibrated: 2023/03/23
- Phantom: SAM (Right) with CRP V5.0; Type: QD000P40CD; Serial: TP:1611
- Measurement SW: DASY52, Version 52.10 (2); SEMCAD X Version 14.6.12 (7450)

-Area Scan (31x71x1): Interpolated grid: dx=1.500 mm, dy=1.500 mm
Maximum value of SAR (interpolated) = 0.875 W/kg

-Zoom Scan (5x5x7)/Cube 0: Measurement grid: dx=8mm, dy=8mm, dz=5mm
Reference Value = 23.22 V/m; Power Drift = 0.05 dB
Peak SAR (extrapolated) = 1.02 W/kg
SAR(1 g) = 0.614 W/kg; SAR(10 g) = 0.342 W/kg
Maximum value of SAR (measured) = 0.824 W/kg

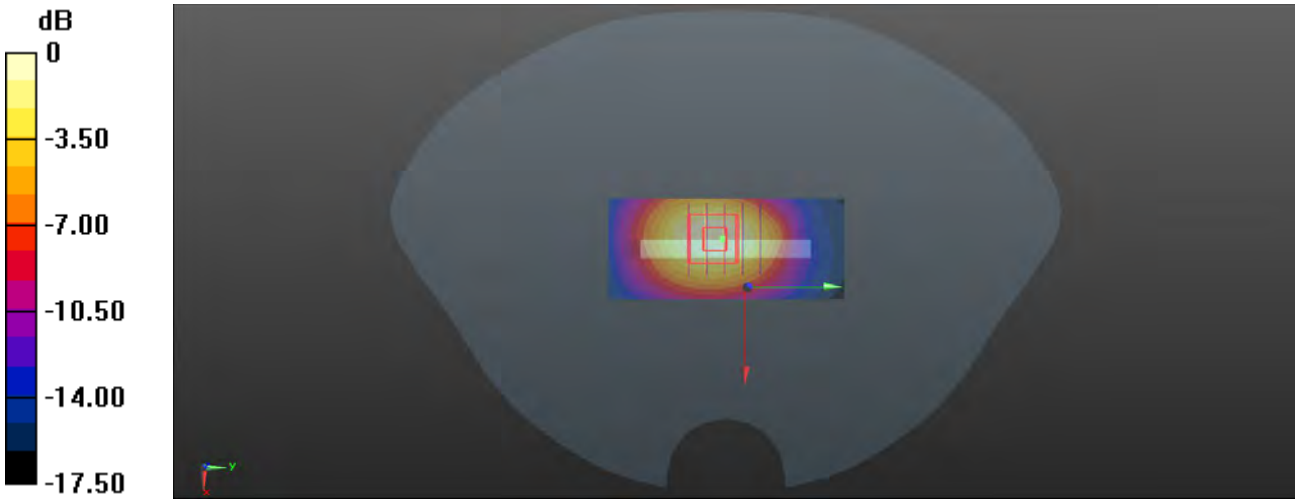

0 dB = 0.824 W/kg

P41 LTE B7_QPSK20M_Front Face_1cm_Ch21350_50RB_OS25_Ant2

Communication System: LTE_FDD; Frequency: 2560 MHz;Duty Cycle: 1:1
Medium: HSL2600_1121 Medium parameters used: f = 2560 MHz; σ = 1.905 S/m; ε_r = 39.197; ρ = 1000 kg/m^3
Ambient Temperature：23.3℃； Liquid Temperature：22.4℃

DASY5 Configuration:
- Probe: EX3DV4 - SN3985; ConvF(7.69, 7.69, 7.69) @ 2560 MHz; Calibrated: 2023/07/10
- Sensor-Surface: 2mm (Mechanical Surface Detection)
- Electronics: DAE4 Sn755; Calibrated: 2023/03/23
- Phantom: SAM (Right) with CRP V5.0; Type: QD000P40CD; Serial: TP:1611
- Measurement SW: DASY52, Version 52.10 (2); SEMCAD X Version 14.6.12 (7450)

-Area Scan (91x91x1): Interpolated grid: dx=1.200 mm, dy=1.200 mm
Maximum value of SAR (interpolated) = 1.17 W/kg

-Zoom Scan (7x7x7)/Cube 0: Measurement grid: dx=5mm, dy=5mm, dz=5mm
Reference Value = 7.219 V/m; Power Drift = 0.08 dB
Peak SAR (extrapolated) = 1.57 W/kg
SAR(1 g) = 0.798 W/kg; SAR(10 g) = 0.382 W/kg
Maximum value of SAR (measured) = 1.17 W/kg

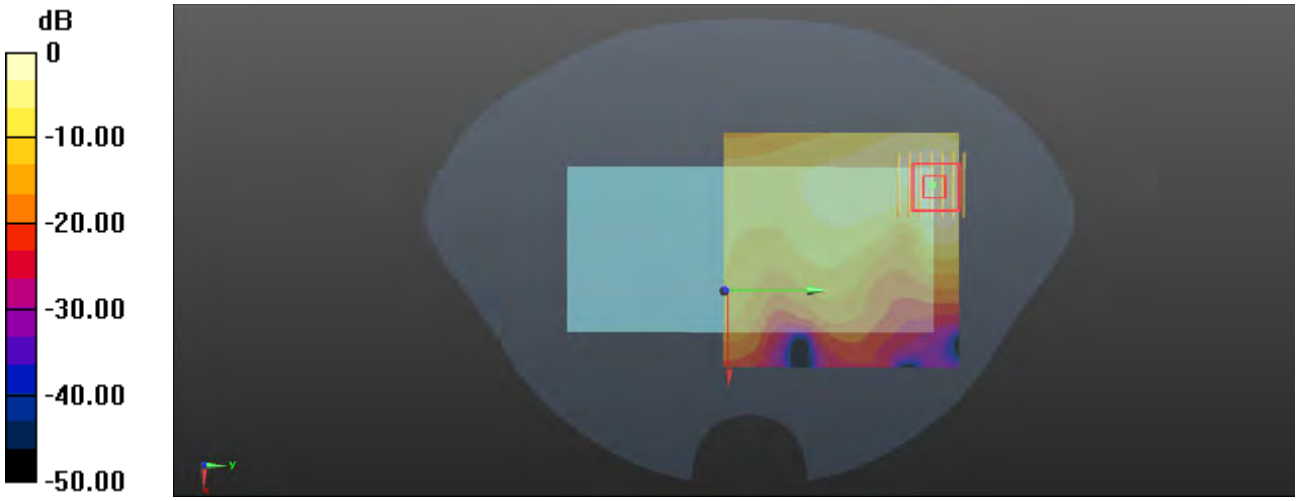

0 dB = 1.17 W/kg

P42 LTE B13_QPSK10M_Rear Face_1cm_Ch23230_1RB_OS24_Ant1

Communication System: LTE_FDD; Frequency: 782 MHz;Duty Cycle: 1:1
Medium: HSL750_1112 Medium parameters used: f = 782 MHz; σ = 0.92 S/m; ε_r = 43.289; ρ = 1000 kg/m^3
Ambient Temperature：23.5℃； Liquid Temperature：22.4℃

DASY5 Configuration:
- Probe: EX3DV4 - SN3985; ConvF(10.3, 10.3, 10.3) @ 782 MHz; Calibrated: 2023/07/10
- Sensor-Surface: 2mm (Mechanical Surface Detection)
- Electronics: DAE4 Sn755; Calibrated: 2023/03/23
- Phantom: SAM (Right) with CRP V5.0; Type: QD000P40CD; Serial: TP:1611
- Measurement SW: DASY52, Version 52.10 (2); SEMCAD X Version 14.6.12 (7450)

-Area Scan (71x71x1): Interpolated grid: dx=1.500 mm, dy=1.500 mm
Maximum value of SAR (interpolated) = 0.465 W/kg

-Zoom Scan (5x5x7)/Cube 0: Measurement grid: dx=8mm, dy=8mm, dz=5mm
Reference Value = 16.86 V/m; Power Drift = 0.01 dB
Peak SAR (extrapolated) = 0.598 W/kg
SAR(1 g) = 0.340 W/kg; SAR(10 g) = 0.199 W/kg
Maximum value of SAR (measured) = 0.470 W/kg

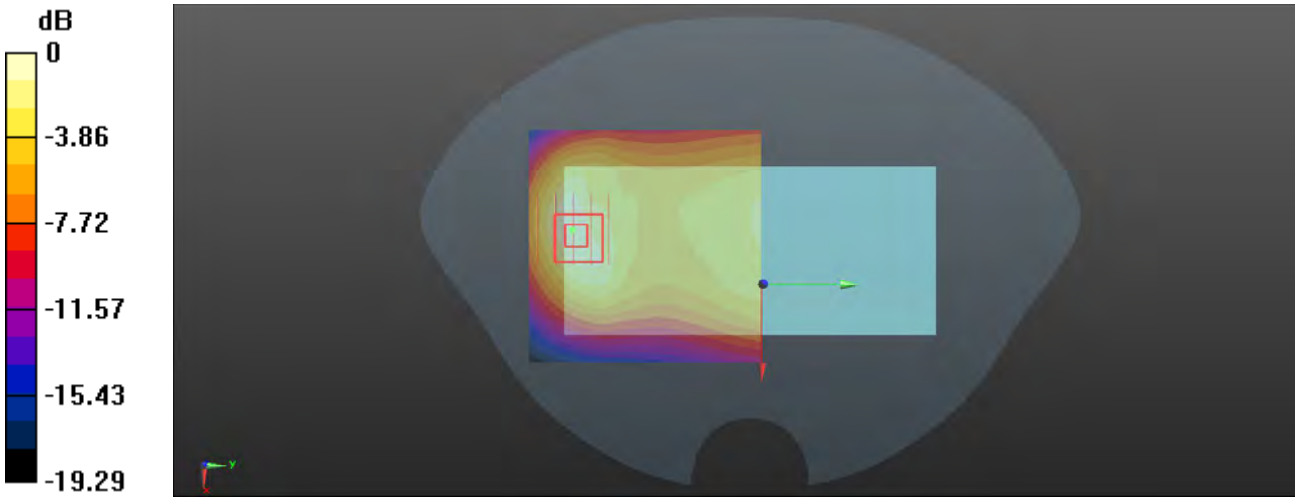

0 dB = 0.470 W/kg

P43 LTE B26_QPSK15M_Rear Face_1cm_Ch26765_1RB_OS37_Ant1

Communication System: LTE_FDD; Frequency: 821.5 MHz;Duty Cycle: 1:1
Medium: HSL835_1113 Medium parameters used: f = 821.5 MHz; σ = 0.931 S/m; ε_r = 43.221; ρ = 1000 kg/m^3
Ambient Temperature：23.7℃； Liquid Temperature：22.5℃

DASY5 Configuration:
- Probe: EX3DV4 - SN3985; ConvF(9.9, 9.9, 9.9) @ 821.5 MHz; Calibrated: 2023/07/10
- Sensor-Surface: 2mm (Mechanical Surface Detection)
- Electronics: DAE4 Sn755; Calibrated: 2023/03/23
- Phantom: SAM (Right) with CRP V5.0; Type: QD000P40CD; Serial: TP:1611
- Measurement SW: DASY52, Version 52.10 (2); SEMCAD X Version 14.6.12 (7450)

-Area Scan (71x71x1): Interpolated grid: dx=1.500 mm, dy=1.500 mm
Maximum value of SAR (interpolated) = 0.581 W/kg

-Zoom Scan (5x5x7)/Cube 0: Measurement grid: dx=8mm, dy=8mm, dz=5mm
Reference Value = 15.07 V/m; Power Drift = 0.12 dB
Peak SAR (extrapolated) = 0.734 W/kg
SAR(1 g) = 0.431 W/kg; SAR(10 g) = 0.255 W/kg
Maximum value of SAR (measured) = 0.577 W/kg

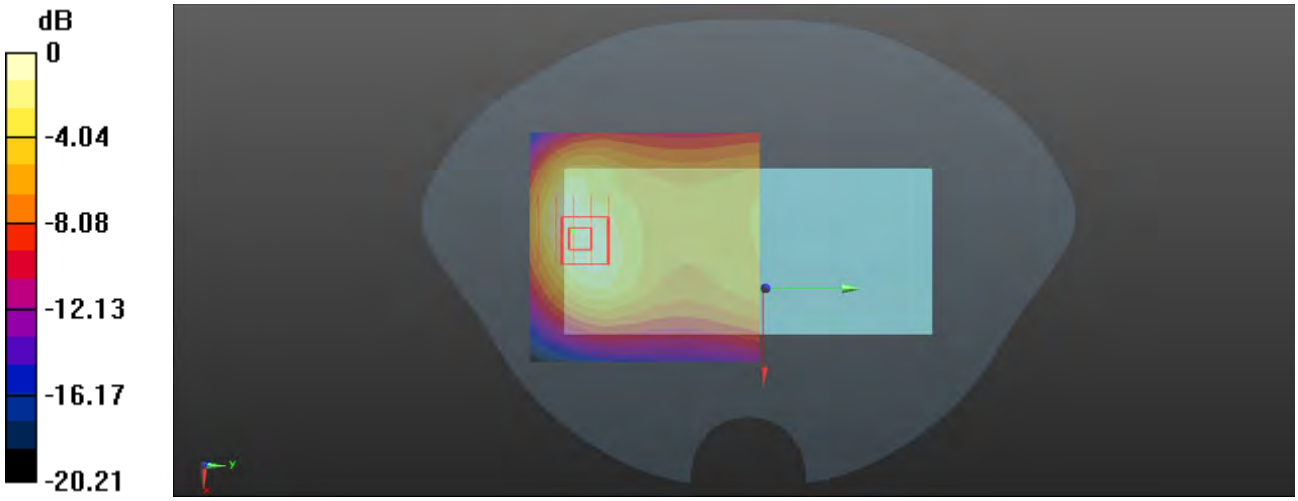

0 dB = 0.577 W/kg

P44 LTE B38_QPSK20M_Top Side_1cm_Ch37850_50RB_OS25_Ant2

Communication System: LTE_TDD; Frequency: 2595 MHz;Duty Cycle: 1:1.59
Medium: HSL2600_1122 Medium parameters used: f = 2595 MHz; σ = 1.933 S/m; ε_r = 39.149; ρ = 1000 kg/m^3
Ambient Temperature：23.6℃； Liquid Temperature：22.5℃

DASY5 Configuration:
- Probe: EX3DV4 - SN3985; ConvF(7.69, 7.69, 7.69) @ 2595 MHz; Calibrated: 2023/07/10
- Sensor-Surface: 2mm (Mechanical Surface Detection)
- Electronics: DAE4 Sn755; Calibrated: 2023/03/23
- Phantom: SAM (Right) with CRP V5.0; Type: QD000P40CD; Serial: TP:1611
- Measurement SW: DASY52, Version 52.10 (2); SEMCAD X Version 14.6.12 (7450)

-Area Scan (31x81x1): Interpolated grid: dx=1.200 mm, dy=1.200 mm
Maximum value of SAR (interpolated) = 1.22 W/kg

-Zoom Scan (7x7x7)/Cube 0: Measurement grid: dx=5mm, dy=5mm, dz=5mm
Reference Value = 6.245 V/m; Power Drift = 0.03 dB
Peak SAR (extrapolated) = 1.59 W/kg
SAR(1 g) = 0.756 W/kg; SAR(10 g) = 0.330 W/kg
Maximum value of SAR (measured) = 1.18 W/kg

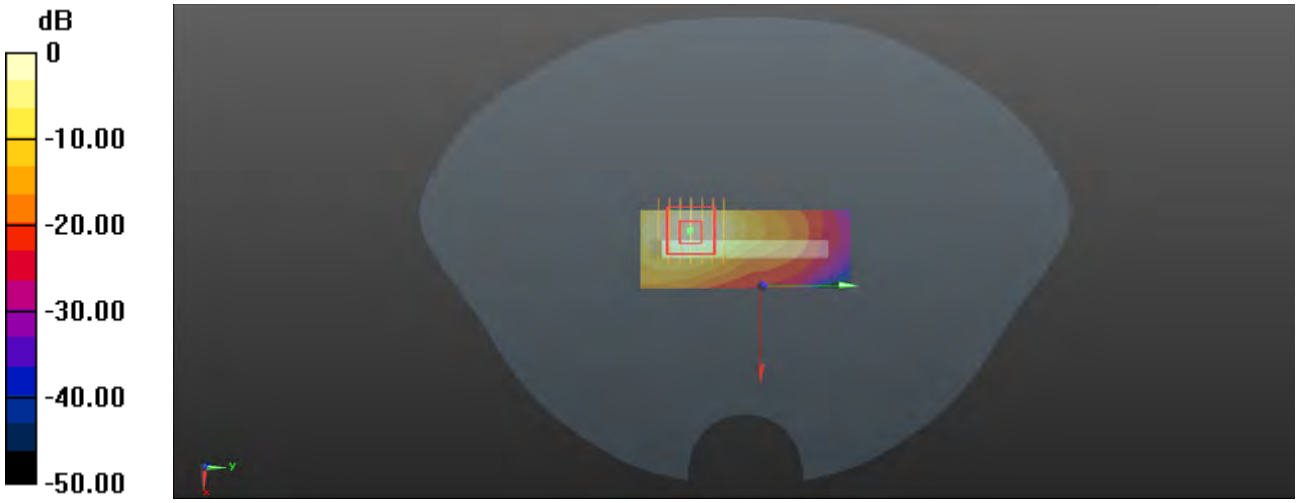

0 dB = 1.18 W/kg

P45 LTE B41_QPSK20M_Top Side_1cm_Ch39750_1RB_OS50_Ant2

Communication System: LTE_TDD; Frequency: 2506 MHz;Duty Cycle: 1:1.59
Medium: HSL2600_1123 Medium parameters used: f = 2506 MHz; σ = 1.862 S/m; ε_r = 39.296; ρ = 1000 kg/m^3
Ambient Temperature：23.5℃； Liquid Temperature：22.4℃

DASY5 Configuration:
- Probe: EX3DV4 - SN3985; ConvF(7.69, 7.69, 7.69) @ 2506 MHz; Calibrated: 2023/07/10
- Sensor-Surface: 2mm (Mechanical Surface Detection)
- Electronics: DAE4 Sn755; Calibrated: 2023/03/23
- Phantom: SAM (Right) with CRP V5.0; Type: QD000P40CD; Serial: TP:1611
- Measurement SW: DASY52, Version 52.10 (2); SEMCAD X Version 14.6.12 (7450)

- **Area Scan (31x81x1):** Interpolated grid: dx=1.200 mm, dy=1.200 mm
Maximum value of SAR (interpolated) = 1.18 W/kg

- **Zoom Scan (7x7x7)/Cube 0:** Measurement grid: dx=5mm, dy=5mm, dz=5mm
Reference Value = 7.273 V/m; Power Drift = 0.05 dB
Peak SAR (extrapolated) = 1.52 W/kg
SAR(1 g) = 0.745 W/kg; SAR(10 g) = 0.333 W/kg
Maximum value of SAR (measured) = 1.14 W/kg

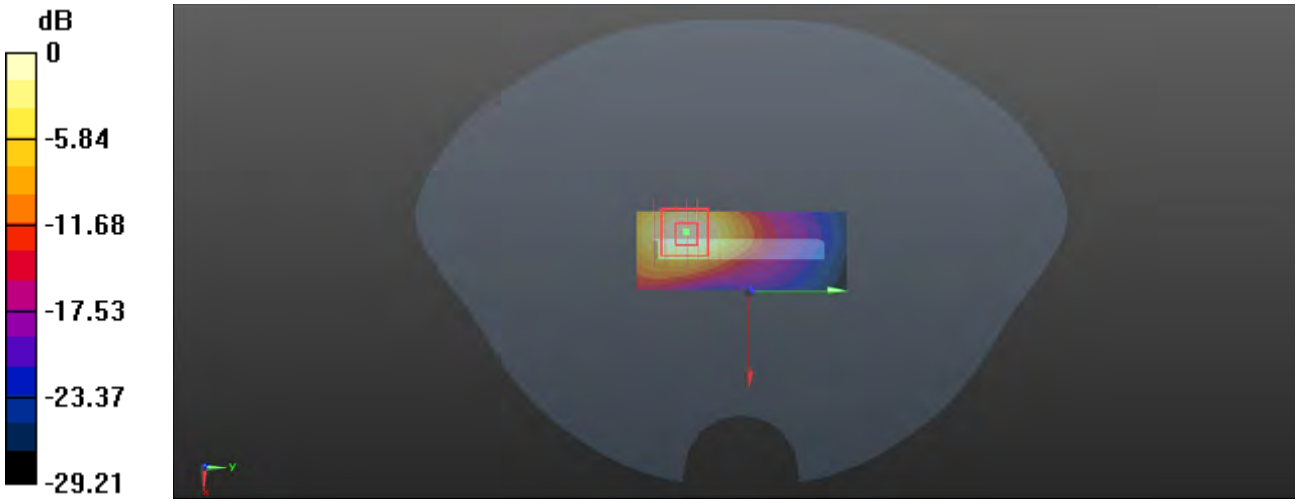

0 dB = 1.14 W/kg

P46 LTE B66_QPSK20M_Bottom Side_1.7cm_Ch132572_1RB_OS50_Ant1

Communication System: LTE_FDD; Frequency: 1770 MHz;Duty Cycle: 1:1
Medium: HSL1750_1114 Medium parameters used: f = 1770 MHz; σ = 1.429 S/m; ε_r = 41.081; ρ = 1000 kg/m^3
Ambient Temperature：23.4℃； Liquid Temperature：22.3℃

DASY5 Configuration:
- Probe: EX3DV4 - SN3985; ConvF(8.53, 8.53, 8.53) @ 1770 MHz; Calibrated: 2023/07/10
- Sensor-Surface: 2mm (Mechanical Surface Detection)
- Electronics: DAE4 Sn755; Calibrated: 2023/03/23
- Phantom: SAM (Right) with CRP V5.0; Type: QD000P40CD; Serial: TP:1611
- Measurement SW: DASY52, Version 52.10 (2); SEMCAD X Version 14.6.12 (7450)

-Area Scan (31x71x1): Interpolated grid: dx=1.500 mm, dy=1.500 mm
Maximum value of SAR (interpolated) = 0.926 W/kg

-Zoom Scan (5x5x7)/Cube 0: Measurement grid: dx=8mm, dy=8mm, dz=5mm
Reference Value = 23.98 V/m; Power Drift = 0.10 dB
Peak SAR (extrapolated) = 1.10 W/kg
SAR(1 g) = 0.697 W/kg; SAR(10 g) = 0.416 W/kg
Maximum value of SAR (measured) = 0.911 W/kg



0 dB = 0.911 W/kg

P47 WLAN2.4G_802.11b_Rear Face_1cm_Ch11_Ant3

Communication System: 802.11b; Frequency: 2462 MHz;Duty Cycle: 1:1.004
Medium: HSL2450_1125 Medium parameters used: f = 2462 MHz; σ = 1.816 S/m; ε_r = 39.269; ρ = 1000 kg/m^3
Ambient Temperature：23.1℃； Liquid Temperature：22.2℃

DASY5 Configuration:
- Probe: EX3DV4 - SN3985; ConvF(7.8, 7.8, 7.8) @ 2462 MHz; Calibrated: 2023/07/10
- Sensor-Surface: 2mm (Mechanical Surface Detection)
- Electronics: DAE4 Sn755; Calibrated: 2023/03/23
- Phantom: SAM (Right) with CRP V5.0; Type: QD000P40CD; Serial: TP:1611
- Measurement SW: DASY52, Version 52.10 (2); SEMCAD X Version 14.6.12 (7450)

-Area Scan (81x81x1): Interpolated grid: dx=1.200 mm, dy=1.200 mm
Maximum value of SAR (interpolated) = 0.512 W/kg

-Zoom Scan (7x7x7)/Cube 0: Measurement grid: dx=5mm, dy=5mm, dz=5mm
Reference Value = 4.162 V/m; Power Drift = 0.16 dB
Peak SAR (extrapolated) = 0.684 W/kg
SAR(1 g) = 0.335 W/kg; SAR(10 g) = 0.169 W/kg
Maximum value of SAR (measured) = 0.501 W/kg

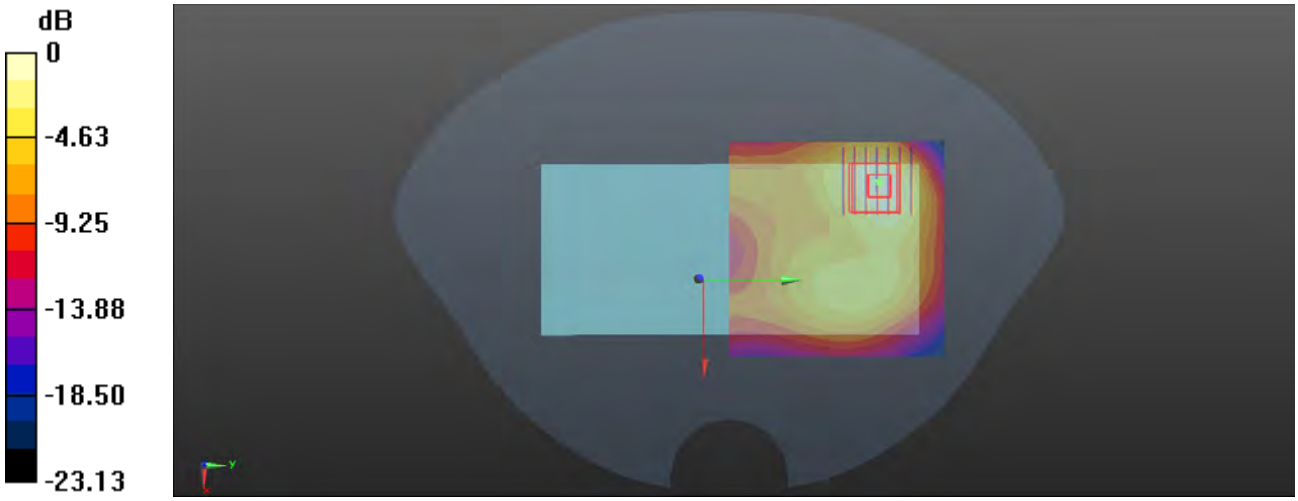

0 dB = 0.501 W/kg

P48 WLAN5G_802.11ac VHT80 Rear Face_1cm_Ch42_Ant3

Communication System: 802.11ac VHT80; Frequency: 5210 MHz;Duty Cycle: 1:1.156
Medium: HSL5G_1125 Medium parameters used: f = 5210 MHz; σ = 4.558 S/m; ε_r = 36.363; ρ = 1000 kg/m^3
Ambient Temperature：23.2℃； Liquid Temperature：22.3℃

DASY5 Configuration:
- Probe: EX3DV4 - SN3985; ConvF(5.6, 5.6, 5.6) @ 5210 MHz; Calibrated: 2023/07/10
- Sensor-Surface: 2mm (Mechanical Surface Detection)
- Electronics: DAE4 Sn755; Calibrated: 2023/03/23
- Phantom: SAM (Right) with CRP V5.0; Type: QD000P40CD; Serial: TP:1611
- Measurement SW: DASY52, Version 52.10 (2); SEMCAD X Version 14.6.12 (7450)

-Area Scan (101x101x1): Interpolated grid: dx=1.000 mm, dy=1.000 mm
Maximum value of SAR (interpolated) = 0.511 W/kg

-Zoom Scan (7x7x12)/Cube 0: Measurement grid: dx=4mm, dy=4mm, dz=2mm
Reference Value = 0 V/m; Power Drift = 0.09 dB
Peak SAR (extrapolated) = 0.877 W/kg
SAR(1 g) = 0.276 W/kg; SAR(10 g) = 0.094 W/kg
Maximum value of SAR (measured) = 0.524 W/kg

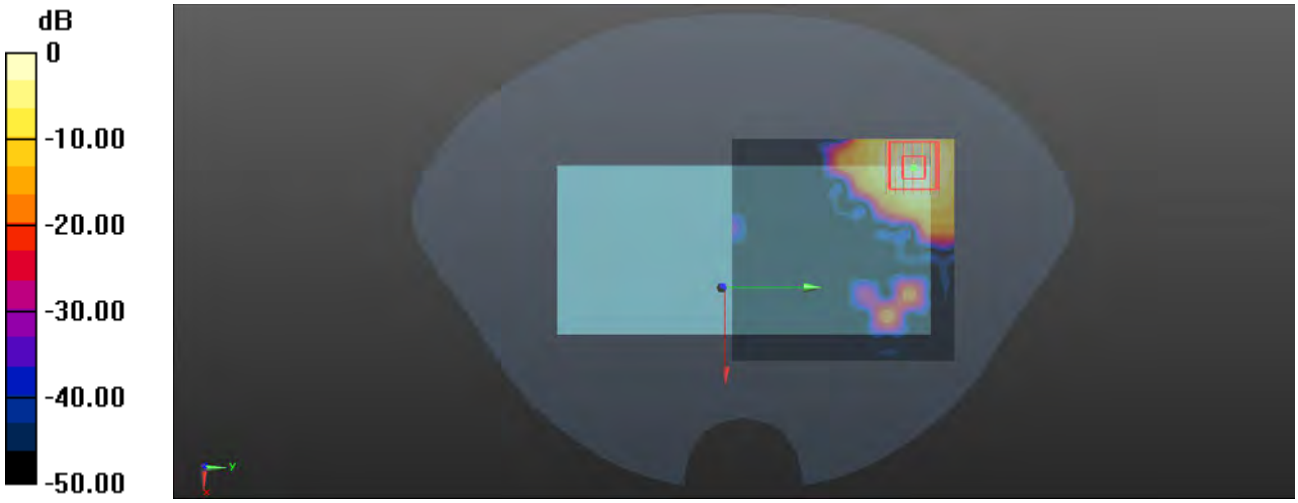

0 dB = 0.524 W/kg

P49 WLAN5G_802.11ac VHT80_Rear Face_1cm_Ch155_Ant3

Communication System: 802.11ac VHT80; Frequency: 5775 MHz;Duty Cycle: 1:1.156
Medium: HSL5G_1125 Medium parameters used: f = 5775 MHz; σ = 5.159 S/m; ε_r = 35.315; ρ = 1000 kg/m^3
Ambient Temperature：23.1℃； Liquid Temperature：22.2℃

DASY5 Configuration:
- Probe: EX3DV4 - SN3985; ConvF(5.16, 5.16, 5.16) @ 5775 MHz; Calibrated: 2023/07/10
- Sensor-Surface: 2mm (Mechanical Surface Detection)
- Electronics: DAE4 Sn755; Calibrated: 2023/03/23
- Phantom: SAM (Right) with CRP V5.0; Type: QD000P40CD; Serial: TP:1611
- Measurement SW: DASY52, Version 52.10 (2); SEMCAD X Version 14.6.12 (7450)

-Area Scan (101x101x1): Interpolated grid: dx=1.000 mm, dy=1.000 mm
Maximum value of SAR (interpolated) = 0.933 W/kg

-Zoom Scan (7x7x12)/Cube 0: Measurement grid: dx=4mm, dy=4mm, dz=2mm
Reference Value = 1.542 V/m; Power Drift = -0.09 dB
Peak SAR (extrapolated) = 1.79 W/kg
SAR(1 g) = 0.448 W/kg; SAR(10 g) = 0.141 W/kg
Maximum value of SAR (measured) = 0.904 W/kg

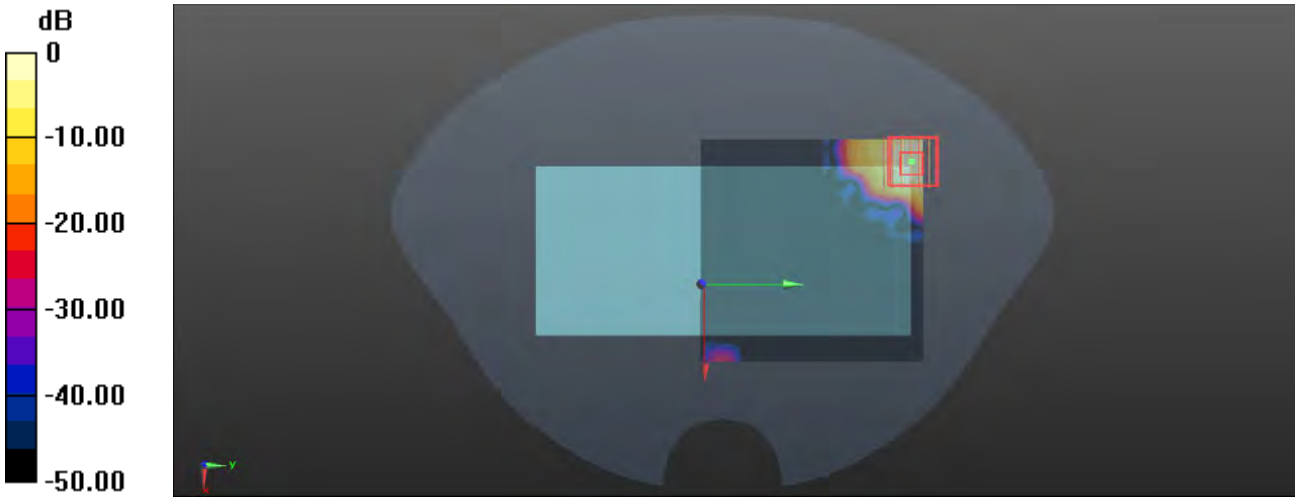

0 dB = 0.904 W/kg

P50 BT_GFSK_Rear Face_1cm_Ch0_Ant3

Communication System: BT; Frequency: 2402 MHz;Duty Cycle: 1:1.318
Medium: HSL2450_1125 Medium parameters used: f = 2402 MHz; σ = 1.771 S/m; ε_r = 39.368; ρ = 1000 kg/m^3
Ambient Temperature：23.1℃； Liquid Temperature：22.2℃

DASY5 Configuration:
- Probe: EX3DV4 - SN3985; ConvF(7.8, 7.8, 7.8) @ 2402 MHz; Calibrated: 2023/07/10
- Sensor-Surface: 2mm (Mechanical Surface Detection)
- Electronics: DAE4 Sn755; Calibrated: 2023/03/23
- Phantom: SAM (Right) with CRP V5.0; Type: QD000P40CD; Serial: TP:1611
- Measurement SW: DASY52, Version 52.10 (2); SEMCAD X Version 14.6.12 (7450)

-Area Scan (81x81x1): Interpolated grid: dx=1.200 mm, dy=1.200 mm
Maximum value of SAR (interpolated) = 0.0390 W/kg

-Zoom Scan (7x7x7)/Cube 0: Measurement grid: dx=5mm, dy=5mm, dz=5mm
Reference Value = 0.8710 V/m; Power Drift = 0.06 dB
Peak SAR (extrapolated) = 0.0490 W/kg
SAR(1 g) = 0.023 W/kg; SAR(10 g) = 0.011 W/kg
Maximum value of SAR (measured) = 0.0343 W/kg

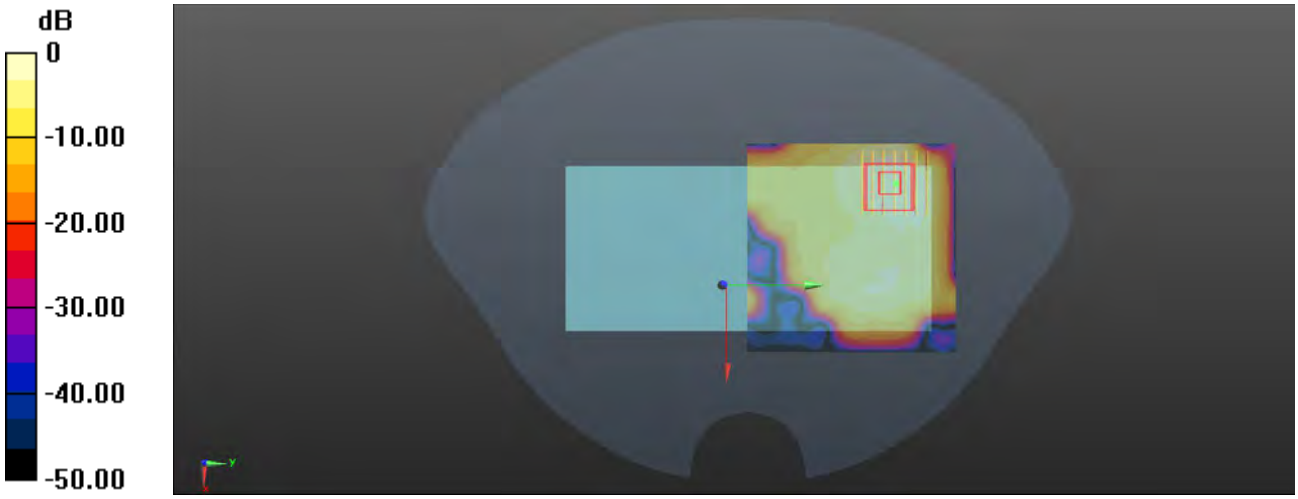

0 dB = 0.0343 W/kg

P51 WCDMA II_RMC12.2K_Bottom Side_0cm_Ch9400_Ant1

Communication System: WCDMA; Frequency: 1880 MHz;Duty Cycle: 1:1
Medium: HSL1900_1115 Medium parameters used: f = 1880 MHz; σ = 1.396 S/m; ε_r = 40.227; ρ = 1000 kg/m^3
Ambient Temperature：23.6℃； Liquid Temperature：22.2℃

DASY5 Configuration:
- Probe: EX3DV4 - SN3985; ConvF(8.26, 8.26, 8.26) @ 1880 MHz; Calibrated: 2023/07/10
- Sensor-Surface: 2mm (Mechanical Surface Detection)
- Electronics: DAE4 Sn755; Calibrated: 2023/03/23
- Phantom: SAM (Right) with CRP V5.0; Type: QD000P40CD; Serial: TP:1611
- Measurement SW: DASY52, Version 52.10 (2); SEMCAD X Version 14.6.12 (7450)

-Area Scan (31x71x1): Interpolated grid: dx=1.500 mm, dy=1.500 mm
Maximum value of SAR (interpolated) = 5.75 W/kg

-Zoom Scan (5x5x7)/Cube 0: Measurement grid: dx=8mm, dy=8mm, dz=5mm
Reference Value = 47.04 V/m; Power Drift = 0.05 dB
Peak SAR (extrapolated) = 7.78 W/kg
SAR(1 g) = 3.62 W/kg; SAR(10 g) = 1.7 W/kg
Maximum value of SAR (measured) = 5.62 W/kg

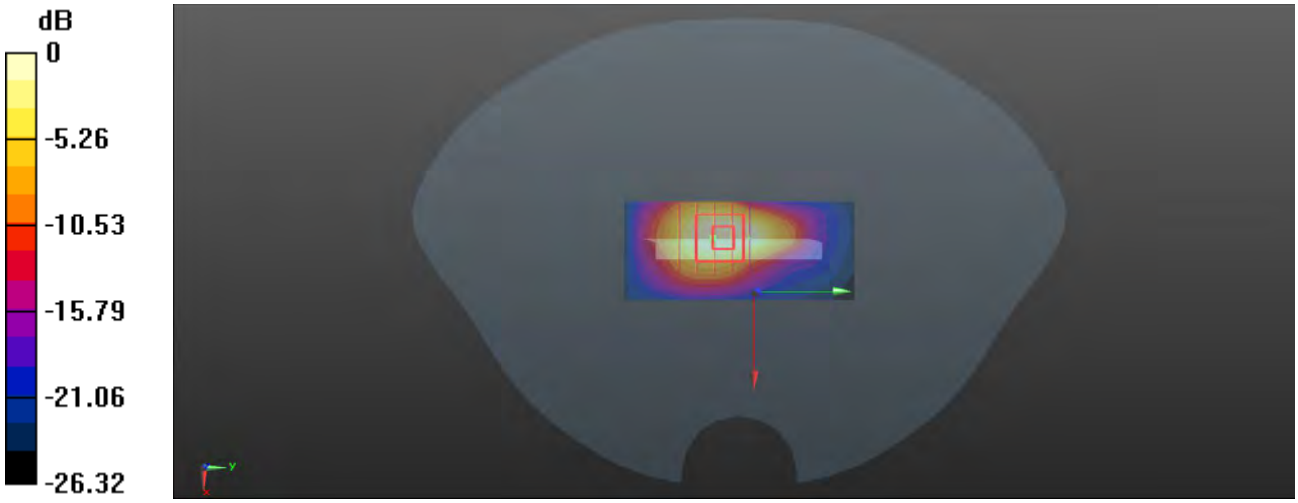

0 dB = 5.62 W/kg

P52 WCDMA IV_RMC12.2K_Bottom Side_0cm_Ch1312_Ant1

Communication System: WCDMA; Frequency: 1712.4 MHz;Duty Cycle: 1:1
Medium: HSL1750_1114 Medium parameters used: f = 1712.4 MHz; σ = 1.391 S/m; ε_r = 41.163; ρ = 1000 kg/m^3
Ambient Temperature：23.4℃； Liquid Temperature：22.3℃

DASY5 Configuration:
- Probe: EX3DV4 - SN3985; ConvF(8.53, 8.53, 8.53) @ 1712.4 MHz; Calibrated: 2023/07/10
- Sensor-Surface: 2mm (Mechanical Surface Detection)
- Electronics: DAE4 Sn755; Calibrated: 2023/03/23
- Phantom: SAM (Right) with CRP V5.0; Type: QD000P40CD; Serial: TP:1611
- Measurement SW: DASY52, Version 52.10 (2); SEMCAD X Version 14.6.12 (7450)

-Area Scan (31x71x1): Interpolated grid: dx=1.500 mm, dy=1.500 mm
Maximum value of SAR (interpolated) = 7.51 W/kg

-Zoom Scan (5x5x7)/Cube 0: Measurement grid: dx=8mm, dy=8mm, dz=5mm
Reference Value = 57.38 V/m; Power Drift = 0.09 dB
Peak SAR (extrapolated) = 9.02 W/kg
SAR(1 g) = 4.17 W/kg; SAR(10 g) = 1.98 W/kg
Maximum value of SAR (measured) = 6.36 W/kg

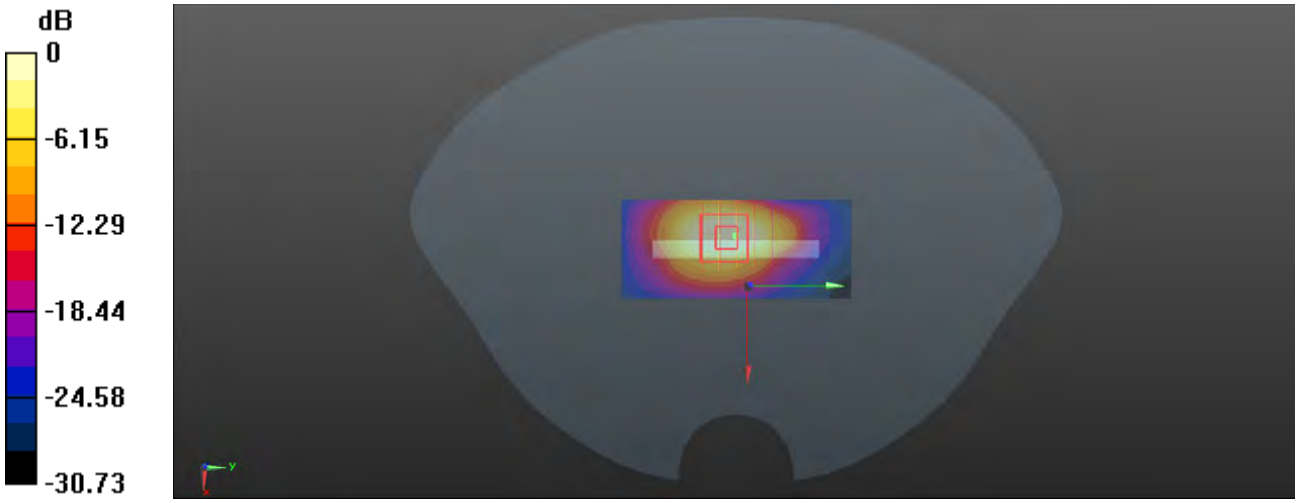

0 dB = 6.36 W/kg

P53 LTE B2_QPSK20M_Bottom Side_0cm_Ch18900_50RB_OS0_Ant1

Communication System: LTE_FDD; Frequency: 1880 MHz;Duty Cycle: 1:1
Medium: HSL1900_1116 Medium parameters used: f = 1880 MHz; σ = 1.399 S/m; ε_r = 40.45; ρ = 1000 kg/m^3
Ambient Temperature：23.5℃； Liquid Temperature：22.6℃

DASY5 Configuration:
- Probe: EX3DV4 - SN3985; ConvF(8.26, 8.26, 8.26) @ 1880 MHz; Calibrated: 2023/07/10
- Sensor-Surface: 2mm (Mechanical Surface Detection)
- Electronics: DAE4 Sn755; Calibrated: 2023/03/23
- Phantom: SAM (Right) with CRP V5.0; Type: QD000P40CD; Serial: TP:1611
- Measurement SW: DASY52, Version 52.10 (2); SEMCAD X Version 14.6.12 (7450)

-Area Scan (31x71x1): Interpolated grid: dx=1.500 mm, dy=1.500 mm
Maximum value of SAR (interpolated) = 7.08 W/kg

-Zoom Scan (5x5x7)/Cube 0: Measurement grid: dx=8mm, dy=8mm, dz=5mm
Reference Value = 49.32 V/m; Power Drift = 0.03 dB
Peak SAR (extrapolated) = 8.10 W/kg
SAR(1 g) = 3.82 W/kg; SAR(10 g) = 1.74 W/kg
Maximum value of SAR (measured) = 5.65 W/kg

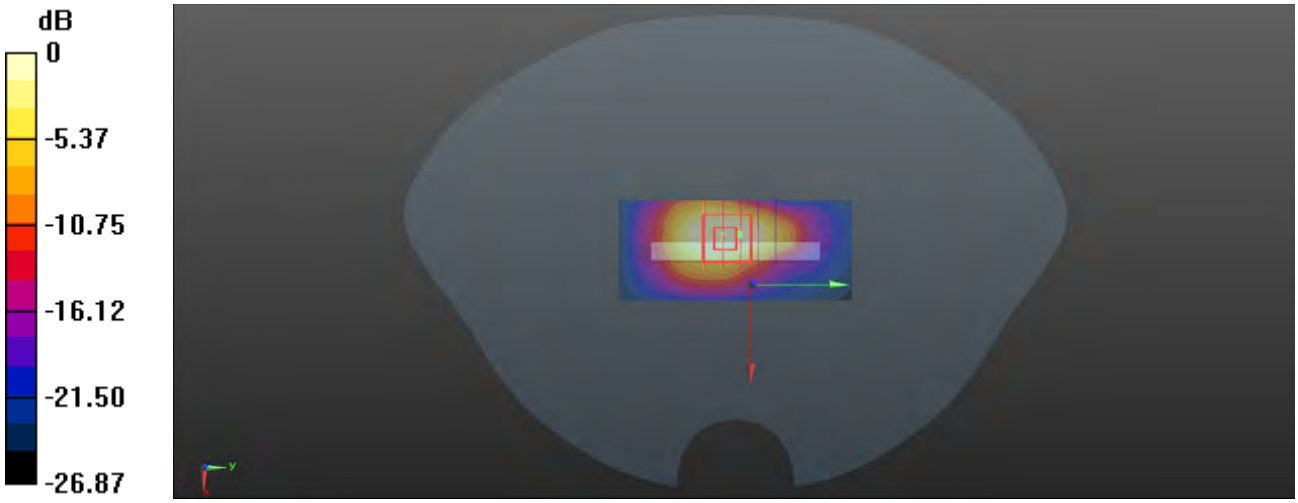

0 dB = 5.65 W/kg

P54 LTE B7_QPSK20M_Top Side_0cm_Ch21350_50RB_OS25_Ant2

Communication System: LTE_FDD; Frequency: 2560 MHz;Duty Cycle: 1:1
Medium: HSL2600_1121 Medium parameters used: f = 2560 MHz; σ = 1.905 S/m; ε_r = 39.197; ρ = 1000 kg/m^3
Ambient Temperature：23.3℃； Liquid Temperature：22.4℃

DASY5 Configuration:
- Probe: EX3DV4 - SN3985; ConvF(7.69, 7.69, 7.69) @ 2560 MHz; Calibrated: 2023/07/10
- Sensor-Surface: 2mm (Mechanical Surface Detection)
- Electronics: DAE4 Sn755; Calibrated: 2023/03/23
- Phantom: SAM (Right) with CRP V5.0; Type: QD000P40CD; Serial: TP:1611
- Measurement SW: DASY52, Version 52.10 (2); SEMCAD X Version 14.6.12 (7450)

-Area Scan (31x91x1): Interpolated grid: dx=1.200 mm, dy=1.200 mm
Maximum value of SAR (interpolated) = 7.61 W/kg

-Zoom Scan (7x7x7)/Cube 0: Measurement grid: dx=5mm, dy=5mm, dz=5mm
Reference Value = 13.26 V/m; Power Drift = 0.02 dB
Peak SAR (extrapolated) = 11.4 W/kg
SAR(1 g) = 3.81 W/kg; SAR(10 g) = 1.20 W/kg
Maximum value of SAR (measured) = 7.04 W/kg

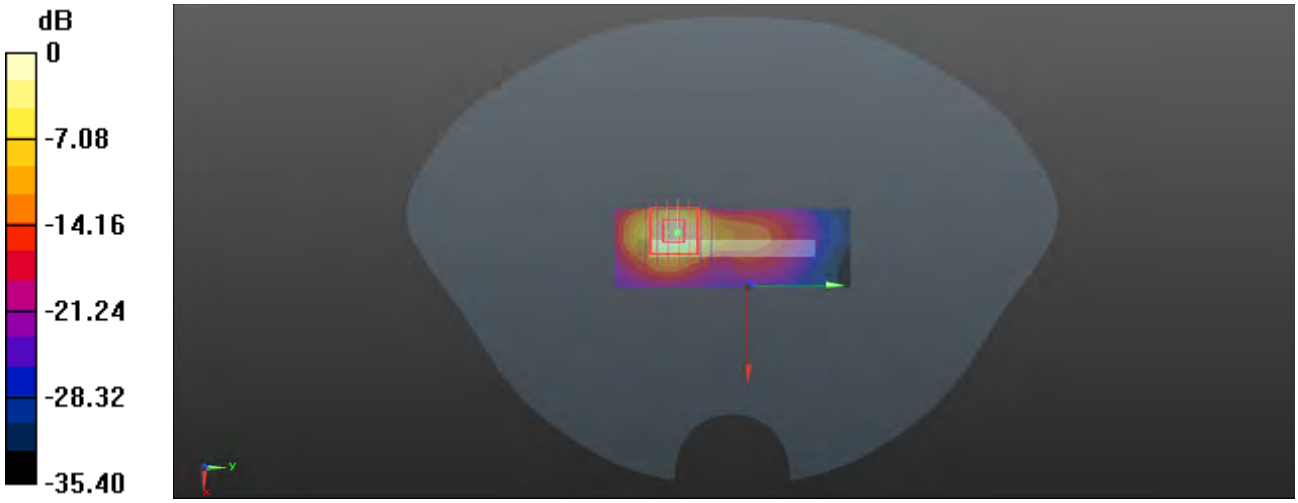

0 dB = 7.04 W/kg

P55 LTE B38_QPSK20M_Top Side_0cm_Ch37850_50RB_OS25_Ant2

Communication System: LTE_TDD; Frequency: 2580 MHz;Duty Cycle: 1:1.59
Medium: HSL2600_1122 Medium parameters used: f = 2580 MHz; σ = 1.922 S/m; ε_r = 39.18; ρ = 1000 kg/m^3
Ambient Temperature：23.6℃； Liquid Temperature：22.5℃

DASY5 Configuration:
- Probe: EX3DV4 - SN3985; ConvF(7.69, 7.69, 7.69) @ 2580 MHz; Calibrated: 2023/07/10
- Sensor-Surface: 2mm (Mechanical Surface Detection)
- Electronics: DAE4 Sn755; Calibrated: 2023/03/23
- Phantom: SAM (Right) with CRP V5.0; Type: QD000P40CD; Serial: TP:1611
- Measurement SW: DASY52, Version 52.10 (2); SEMCAD X Version 14.6.12 (7450)

-Area Scan (31x91x1): Interpolated grid: dx=1.200 mm, dy=1.200 mm
Maximum value of SAR (interpolated) = 7.79 W/kg

-Zoom Scan (7x7x7)/Cube 0: Measurement grid: dx=5mm, dy=5mm, dz=5mm
Reference Value = 13.09 V/m; Power Drift = 0.03 dB
Peak SAR (extrapolated) = 12.1 W/kg
SAR(1 g) = 4.07 W/kg; SAR(10 g) = 1.36 W/kg
Maximum value of SAR (measured) = 7.44 W/kg

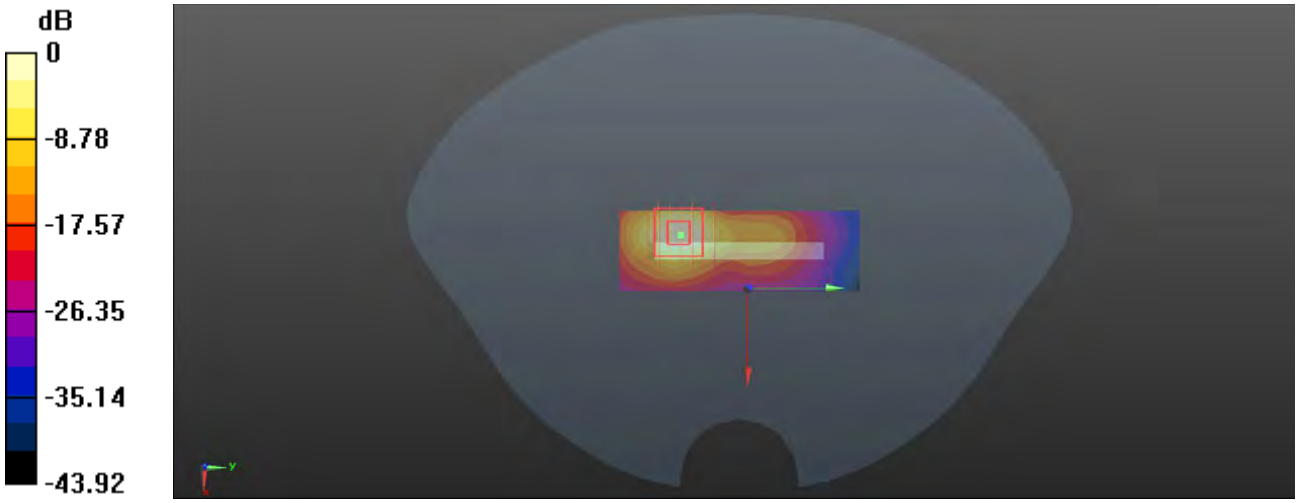

0 dB = 7.44 W/kg

P56 LTE B41_QPSK20M_Top Side_0cm_Ch39750_50RB_OS50_Ant2

Communication System: LTE_TDD; Frequency: 2506 MHz;Duty Cycle: 1:1.59
Medium: HSL2600_1123 Medium parameters used: f = 2506 MHz; σ = 1.862 S/m; ε_r = 39.296; ρ = 1000 kg/m^3
Ambient Temperature：23.5℃； Liquid Temperature：22.4℃

DASY5 Configuration:
- Probe: EX3DV4 - SN3985; ConvF(7.69, 7.69, 7.69) @ 2506 MHz; Calibrated: 2023/07/10
- Sensor-Surface: 2mm (Mechanical Surface Detection)
- Electronics: DAE4 Sn755; Calibrated: 2023/03/23
- Phantom: SAM (Right) with CRP V5.0; Type: QD000P40CD; Serial: TP:1611
- Measurement SW: DASY52, Version 52.10 (2); SEMCAD X Version 14.6.12 (7450)

- **Area Scan (51x101x1):** Interpolated grid: dx=1.200 mm, dy=1.200 mm
Maximum value of SAR (interpolated) = 7.28 W/kg

- **Zoom Scan (7x7x7)/Cube 0:** Measurement grid: dx=5mm, dy=5mm, dz=5mm
Reference Value = 11.24 V/m; Power Drift = -0.07 dB
Peak SAR (extrapolated) = 13.7 W/kg
SAR(1 g) = 4.78 W/kg; SAR(10 g) = 1.68 W/kg
Maximum value of SAR (measured) = 8.71 W/kg

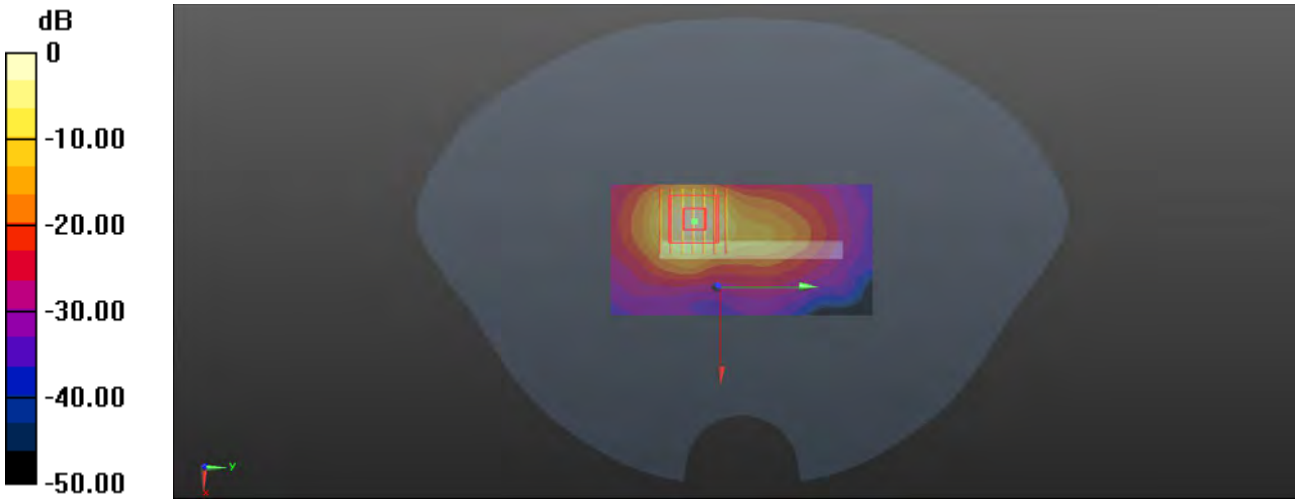

0 dB = 8.71 W/kg

P57 LTE B66_QPSK20M_Bottom Side_0cm_Ch132572_50RB_OS25_Ant1

Communication System: LTE_FDD; Frequency: 1770 MHz;Duty Cycle: 1:1
Medium: HSL1750_1114 Medium parameters used: f = 1770 MHz; σ = 1.429 S/m; ε_r = 41.081; ρ = 1000 kg/m^3
Ambient Temperature：23.4℃； Liquid Temperature：22.3℃

DASY5 Configuration:
- Probe: EX3DV4 - SN3985; ConvF(8.53, 8.53, 8.53) @ 1770 MHz; Calibrated: 2023/07/10
- Sensor-Surface: 2mm (Mechanical Surface Detection)
- Electronics: DAE4 Sn755; Calibrated: 2023/03/23
- Phantom: SAM (Right) with CRP V5.0; Type: QD000P40CD; Serial: TP:1611
- Measurement SW: DASY52, Version 52.10 (2); SEMCAD X Version 14.6.12 (7450)

-Area Scan (31x71x1): Interpolated grid: dx=1.500 mm, dy=1.500 mm
Maximum value of SAR (interpolated) = 7.03 W/kg

-Zoom Scan (5x5x7)/Cube 0: Measurement grid: dx=8mm, dy=8mm, dz=5mm
Reference Value = 49.28 V/m; Power Drift = 0.06 dB
Peak SAR (extrapolated) = 7.82 W/kg
SAR(1 g) = 3.91 W/kg; SAR(10 g) = 1.83 W/kg
Maximum value of SAR (measured) = 5.87 W/kg

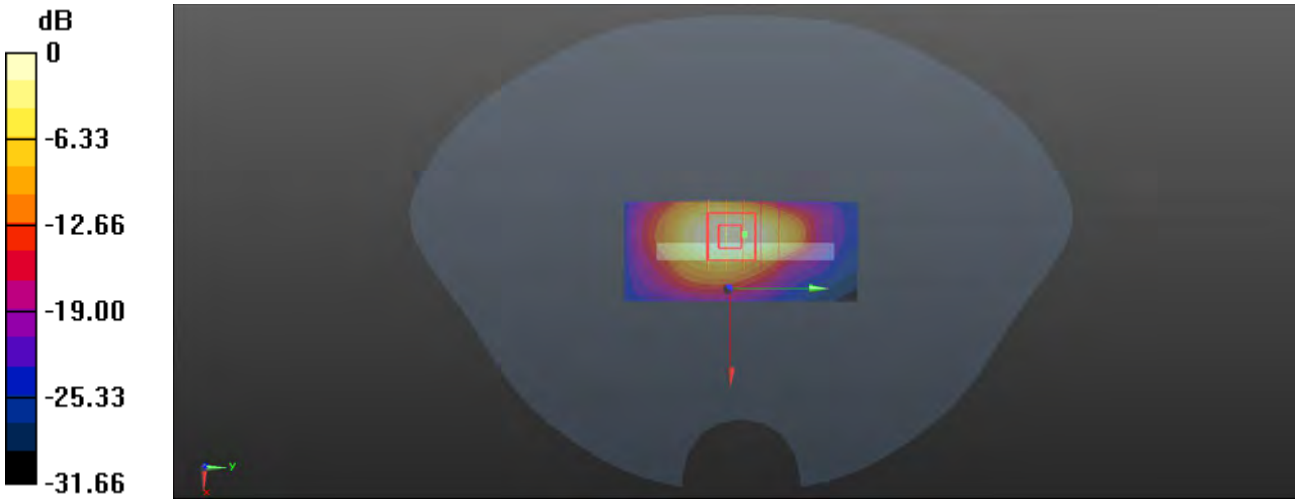

0 dB = 5.87 W/kg

P58 WLAN5G_802.11ac VHT80_Top Side_0cm_Ch58_Ant3

Communication System: 802.11ac VHT80; Frequency: 5290 MHz;Duty Cycle: 1:1.156
Medium: HSL5G_1125 Medium parameters used: f = 5290 MHz; σ = 4.624 S/m; ε_r = 36.194; ρ = 1000 kg/m^3
Ambient Temperature：23.2℃； Liquid Temperature：22.3℃

DASY5 Configuration:
- Probe: EX3DV4 - SN3985; ConvF(5.6, 5.6, 5.6) @ 5290 MHz; Calibrated: 2023/07/10
- Sensor-Surface: 2mm (Mechanical Surface Detection)
- Electronics: DAE4 Sn755; Calibrated: 2023/03/23
- Phantom: SAM (Right) with CRP V5.0; Type: QD000P40CD; Serial: TP:1611
- Measurement SW: DASY52, Version 52.10 (2); SEMCAD X Version 14.6.12 (7450)

-Area Scan (31x101x1): Interpolated grid: dx=1.000 mm, dy=1.000 mm
Maximum value of SAR (interpolated) = 4.33 W/kg

-Zoom Scan (7x7x12)/Cube 0: Measurement grid: dx=4mm, dy=4mm, dz=2mm
Reference Value = 4.203 V/m; Power Drift = 0.02 dB
Peak SAR (extrapolated) = 11.9 W/kg
SAR(1 g) = 2.27 W/kg; SAR(10 g) = 0.541 W/kg
Maximum value of SAR (measured) = 5.14 W/kg

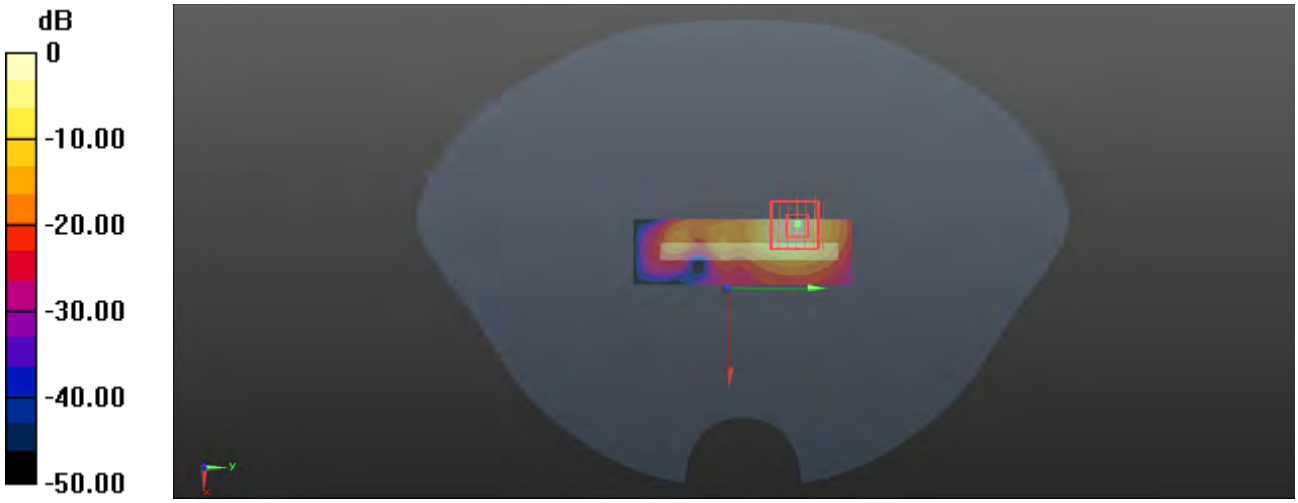

0 dB = 5.14 W/kg

P59 WLAN5G_802.11ac VHT80_Top Side_0cm_Ch106_Ant3

Communication System: 802.11ac VHT80; Frequency: 5530 MHz;Duty Cycle: 1:1.156
Medium: HSL5G_1125 Medium parameters used: f = 5530 MHz; σ = 4.624 S/m; ε_r = 36.194; ρ = 1000 kg/m^3
Ambient Temperature：23.2℃； Liquid Temperature：22.1℃

DASY5 Configuration:
- Probe: EX3DV4 - SN3985; ConvF(5.08, 5.08, 5.08) @ 5530 MHz; Calibrated: 2023/07/10
- Sensor-Surface: 2mm (Mechanical Surface Detection)
- Electronics: DAE4 Sn755; Calibrated: 2023/03/23
- Phantom: SAM (Right) with CRP V5.0; Type: QD000P40CD; Serial: TP:1611
- Measurement SW: DASY52, Version 52.10 (2); SEMCAD X Version 14.6.12 (7450)

- **Area Scan (31x101x1):** Interpolated grid: dx=1.000 mm, dy=1.000 mm
Maximum value of SAR (interpolated) = 4.32 W/kg

- **Zoom Scan (7x7x12)/Cube 0:** Measurement grid: dx=4mm, dy=4mm, dz=2mm
Reference Value = 6.675 V/m; Power Drift = -0.09 dB
Peak SAR (extrapolated) = 8.55 W/kg
SAR(1 g) = 1.76 W/kg; SAR(10 g) = 0.424 W/kg
Maximum value of SAR (measured) = 3.90 W/kg

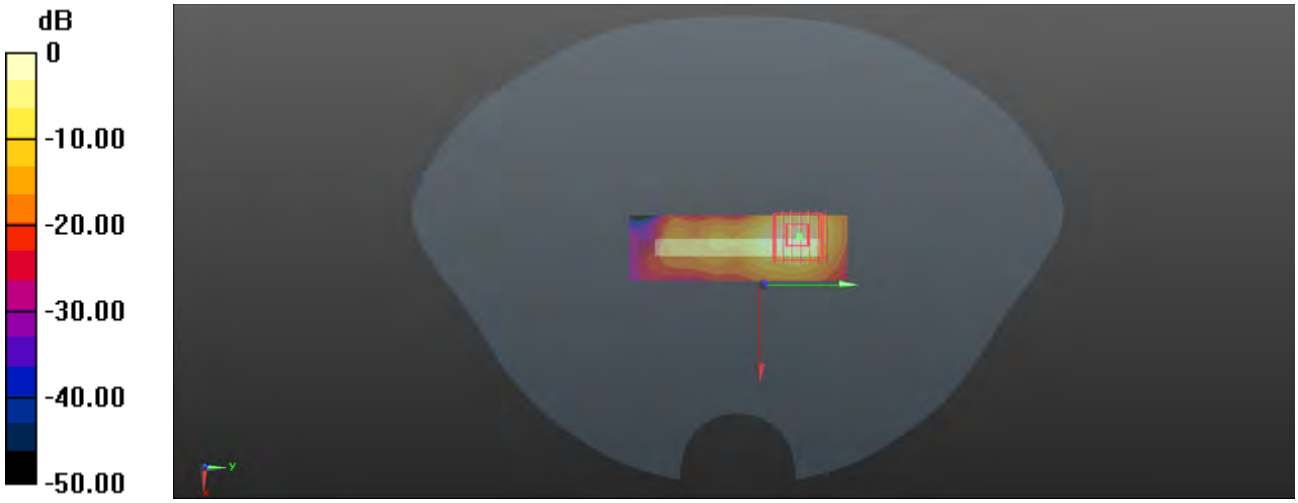

0 dB = 3.90 W/kg

Appendix C. Calibration Certificate for Probe and Dipole

The SPEAG calibration certificates are shown as follows.

Zeughausstrasse 43, 8004 Zurich, Switzerland
Phone +41 44 245 9700, Fax +41 44 245 9779
www.speag.swiss, info@speag.swiss

IMPORTANT NOTICE

USAGE OF THE DAE4

The DAE unit is a delicate, high precision instrument and requires careful treatment by the user. There are no serviceable parts inside the DAE. Special attention shall be given to the following points:

Battery Exchange: The battery cover of the DAE4 unit is fixed using a screw, over tightening the screw may cause the threads inside the DAE to wear out.

Shipping of the DAE: Before shipping the DAE to SPEAG for calibration, remove the batteries and pack the DAE in an antistatic bag. This antistatic bag shall then be packed into a larger box or container which protects the DAE from impacts during transportation. The package shall be marked to indicate that a fragile instrument is inside.

E-Stop Failures: Touch detection may be malfunctioning due to broken magnets in the E-stop. Rough handling of the E-stop may lead to damage of these magnets. Touch and collision errors are often caused by dust and dirt accumulated in the E-stop. To prevent E-stop failure, the customer shall always mount the probe to the DAE carefully and keep the DAE unit in a non-dusty environment if not used for measurements.

Repair: Minor repairs are performed at no extra cost during the annual calibration. However, SPEAG reserves the right to charge for any repair especially if rough unprofessional handling caused the defect.

DASY Configuration Files: Since the exact values of the DAE input resistances, as measured during the calibration procedure of a DAE unit, are not used by the DASY software, a nominal value of 200 MOhm is given in the corresponding configuration file.

Important Note:
Warranty and calibration is void if the DAE unit is disassembled partly or fully by the Customer.

Important Note:
Never attempt to grease or oil the E-stop assembly. Cleaning and readjusting of the E-stop assembly is allowed by certified SPEAG personnel only and is part of the annual calibration procedure.

Important Note:
To prevent damage of the DAE probe connector pins, use great care when installing the probe to the DAE. Carefully connect the probe with the connector notch oriented in the mating position. Avoid any rotational movement of the probe body versus the DAE while turning the locking nut of the connector. The same care shall be used when disconnecting the probe from the DAE.

Calibration Laboratory of
Schmid & Partner
Engineering AG
Zeughausstrasse 43, 8004 Zurich, Switzerland

S Schweizerischer Kalibrierdienst
C Service suisse d'étalonnage
Servizio svizzero di taratura
S Swiss Calibration Service

Accredited by the Swiss Accreditation Service (SAS)
The Swiss Accreditation Service is one of the signatories to the EA Multilateral Agreement for the recognition of calibration certificates

Accreditation No.: SCS 0108

Client **7Layer**
Suzhou City, China

Certificate No: DAE4-755_Mar23

CALIBRATION CERTIFICATE

Object	DAE4 - SD 000 D04 BM - SN: 755
Calibration procedure(s)	QA CAL-06.v30 Calibration procedure for the data acquisition electronics (DAE)
Calibration date:	March 23, 2023

This calibration certificate documents the traceability to national standards, which realize the physical units of measurements (SI).
The measurements and the uncertainties with confidence probability are given on the following pages and are part of the certificate.

All calibrations have been conducted in the closed laboratory facility: environment temperature (22 ± 3)°C and humidity < 70%.

Calibration Equipment used (M&TE critical for calibration)

Primary Standards	ID #	Cal Date (Certificate No.)	Scheduled Calibration
Keithley Multimeter Type 2001	SN: 0810278	29-Aug-22 (No:34389)	Aug-23
Secondary Standards	**ID #**	**Check Date (in house)**	**Scheduled Check**
Auto DAE Calibration Unit	SE UWS 053 AA 1001	27-Jan-23 (in house check)	In house check: Jan-24
Calibrator Box V2.1	SE UMS 006 AA 1002	27-Jan-23 (in house check)	In house check: Jan-24

	Name	Function	Signature
Calibrated by:	Dominique Steffen	Laboratory Technician	
Approved by:	Sven Kühn	Technical Manager	

Issued: March 23, 2023

This calibration certificate shall not be reproduced except in full without written approval of the laboratory.

Glossary

DAE	data acquisition electronics
Connector angle	information used in DASY system to align probe sensor X to the robot coordinate system.

Methods Applied and Interpretation of Parameters

- *DC Voltage Measurement:* Calibration Factor assessed for use in DASY system by comparison with a calibrated instrument traceable to national standards. The figure given corresponds to the full scale range of the voltmeter in the respective range.
- *Connector angle*: The angle of the connector is assessed measuring the angle mechanically by a tool inserted. Uncertainty is not required.
- The following parameters as documented in the Appendix contain technical information as a result from the performance test and require no uncertainty.
  - *DC Voltage Measurement Linearity:* Verification of the Linearity at +10% and -10% of the nominal calibration voltage. Influence of offset voltage is included in this measurement.
  - *Common mode sensitivity:* Influence of a positive or negative common mode voltage on the differential measurement.
  - *Channel separation:* Influence of a voltage on the neighbor channels not subject to an input voltage.
  - *AD Converter Values with inputs shorted:* Values on the internal AD converter corresponding to zero input voltage
  - *Input Offset Measurement*: Output voltage and statistical results over a large number of zero voltage measurements.
  - *Input Offset Current:* Typical value for information; Maximum channel input offset current, not considering the input resistance.
  - *Input resistance:* Typical value for information: DAE input resistance at the connector, during internal auto-zeroing and during measurement.
  - *Low Battery Alarm Voltage:* Typical value for information. Below this voltage, a battery alarm signal is generated.
  - *Power consumption:* Typical value for information. Supply currents in various operating modes.

DC Voltage Measurement

A/D - Converter Resolution nominal

High Range: 1LSB = 6.1μV , full range = -100...+300 mV

Low Range: 1LSB = 61nV , full range = -1.....+3mV

DASY measurement parameters: Auto Zero Time: 3 sec; Measuring time: 3 sec

Calibration Factors	X	Y	Z
High Range	405.293 ± 0.02% (k=2)	404.526 ± 0.02% (k=2)	405.069 ± 0.02% (k=2)
Low Range	3.93274 ± 1.50% (k=2)	3.95526 ± 1.50% (k=2)	3.93453 ± 1.50% (k=2)

Connector Angle

Connector Angle to be used in DASY system	330.5 ° ± 1 °

Appendix (Additional assessments outside the scope of SCS0108)

1. DC Voltage Linearity

High Range		Reading (μV)	Difference (μV)	Error (%)
Channel X	+ Input	199992.12	-1.50	-0.00
Channel X	+ Input	20008.30	6.48	0.03
Channel X	- Input	-19996.99	5.02	-0.03
Channel Y	+ Input	199992.44	-1.26	-0.00
Channel Y	+ Input	20002.92	1.09	0.01
Channel Y	- Input	-20001.20	0.85	-0.00
Channel Z	+ Input	199991.54	-1.97	-0.00
Channel Z	+ Input	20002.20	0.35	0.00
Channel Z	- Input	-20000.65	1.28	-0.01

Low Range		Reading (μV)	Difference (μV)	Error (%)
Channel X	+ Input	2000.22	-0.86	-0.04
Channel X	+ Input	201.63	0.31	0.15
Channel X	- Input	-197.65	0.93	-0.47
Channel Y	+ Input	2000.60	-0.37	-0.02
Channel Y	+ Input	200.55	-0.61	-0.30
Channel Y	- Input	-199.49	-0.81	0.41
Channel Z	+ Input	2001.22	0.38	0.02
Channel Z	+ Input	200.73	-0.34	-0.17
Channel Z	- Input	-200.23	-1.45	0.73

2. Common mode sensitivity

DASY measurement parameters: Auto Zero Time: 3 sec; Measuring time: 3 sec

	Common mode Input Voltage (mV)	High Range Average Reading (μV)	Low Range Average Reading (μV)
Channel X	200	17.48	16.08
	- 200	-15.17	-16.48
Channel Y	200	3.58	3.14
	- 200	-4.25	-4.76
Channel Z	200	-10.61	-10.74
	- 200	10.63	10.24

3. Channel separation

DASY measurement parameters: Auto Zero Time: 3 sec; Measuring time: 3 sec

	Input Voltage (mV)	Channel X (μV)	Channel Y (μV)	Channel Z (μV)
Channel X	200	-	-3.28	-1.93
Channel Y	200	7.50	-	-1.33
Channel Z	200	1.38	4.40	-