BLE_2M_Ant6_2440_30~1000

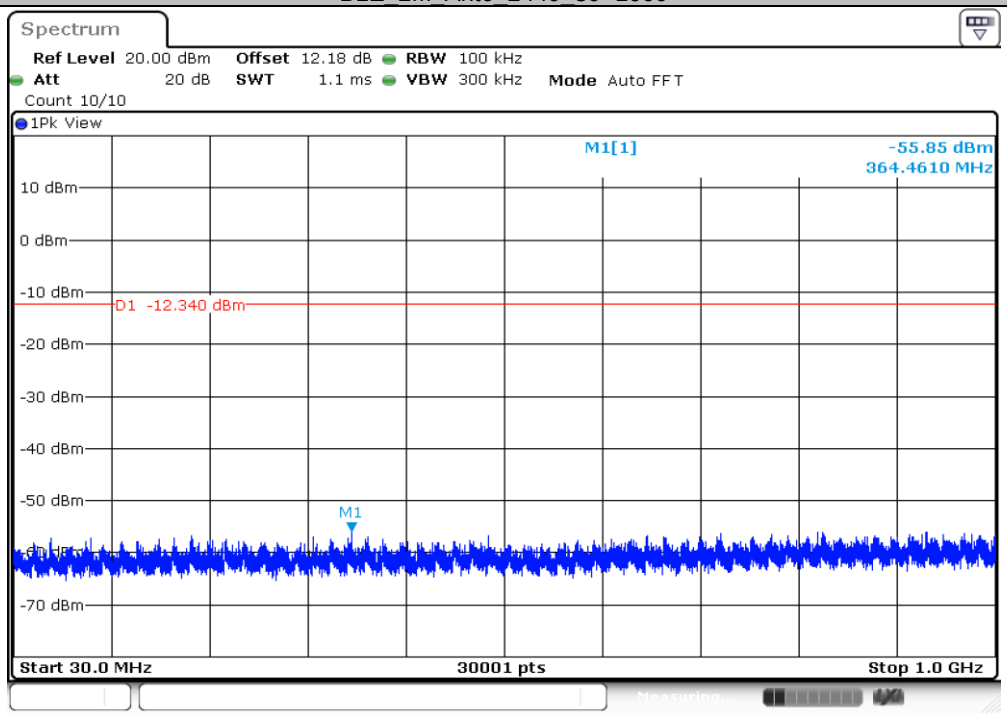

Date: 22.MAY.2023 08:43:28

BLE_2M_Ant6_2440_1000~26500

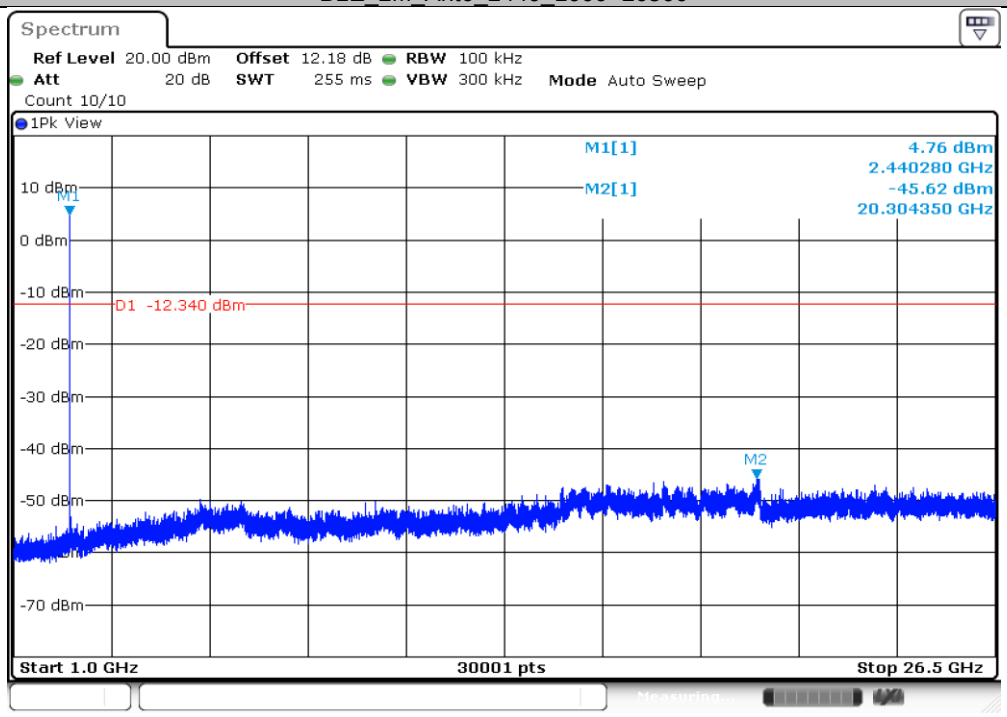

Date: 22.MAY.2023 08:43:50

BLE_2M_Ant17_2480_30~1000

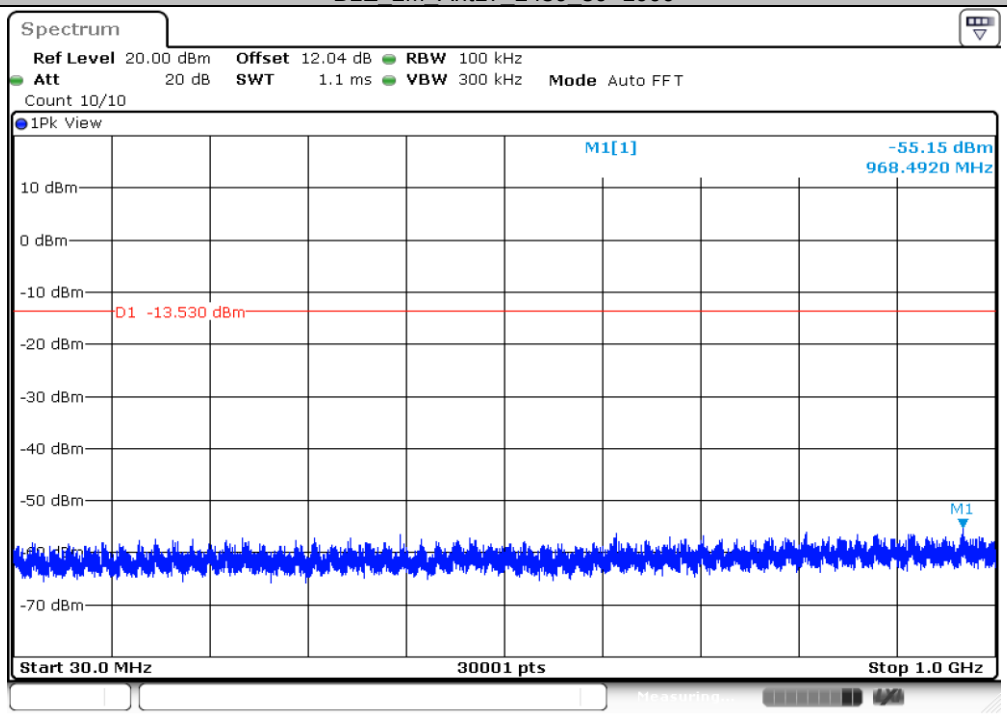

Date: 22.MAY.2023 08:36:35

BLE_2M_Ant17_2480_1000~26500

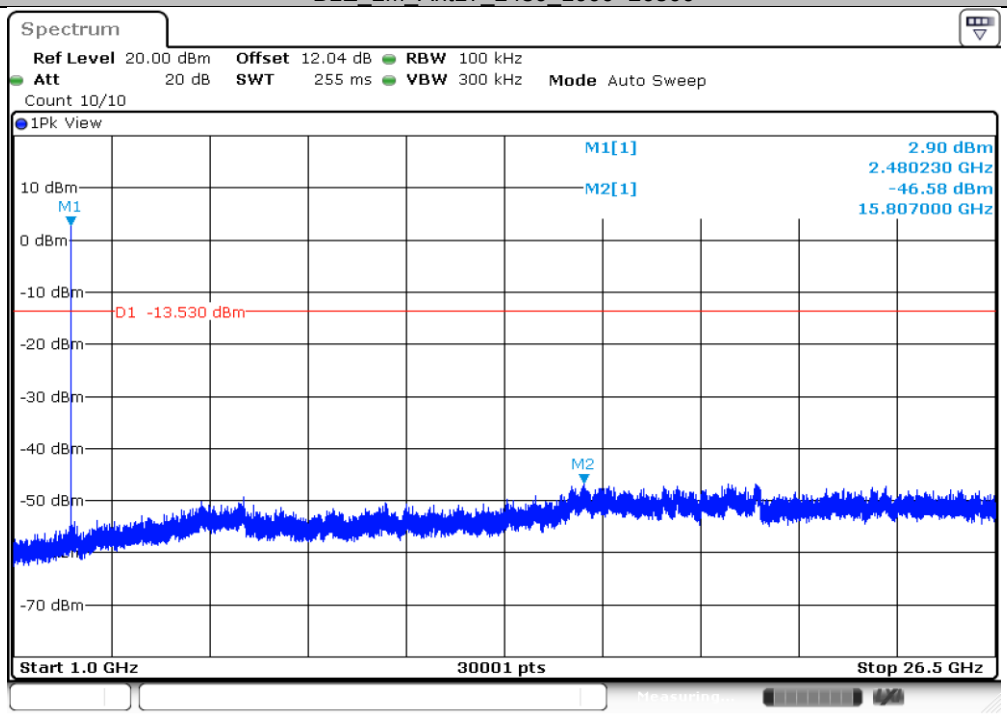

Date: 22.MAY.2023 08:36:57

BLE_2M_Ant6_2480_30~1000

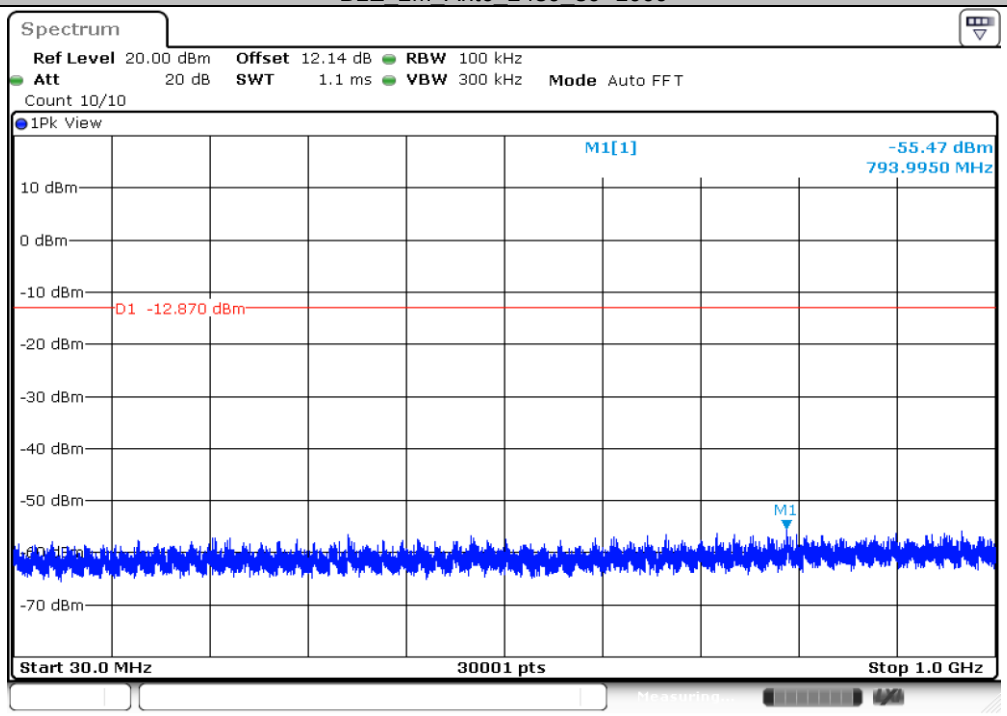

Date: 22.MAY.2023 08:44:51

BLE_2M_Ant6_2480_1000~26500

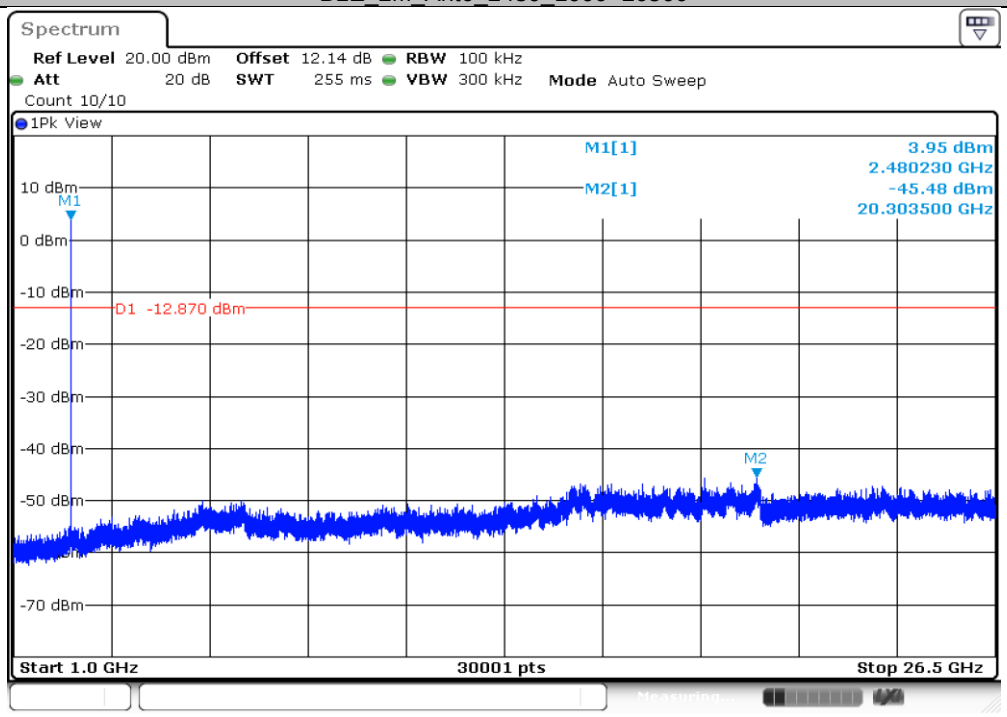

Date: 22.MAY.2023 08:45:13

BLE_125K_Ant17_2402_30~1000

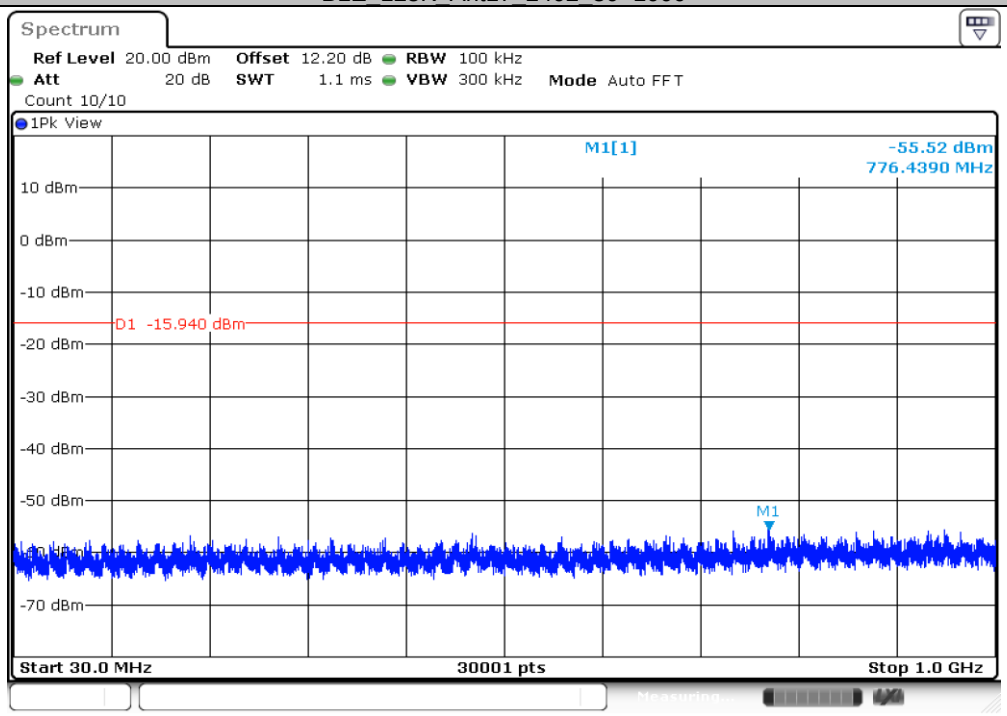

Date: 22.MAY.2023 11:35:13

BLE_125K_Ant17_2402_1000~26500

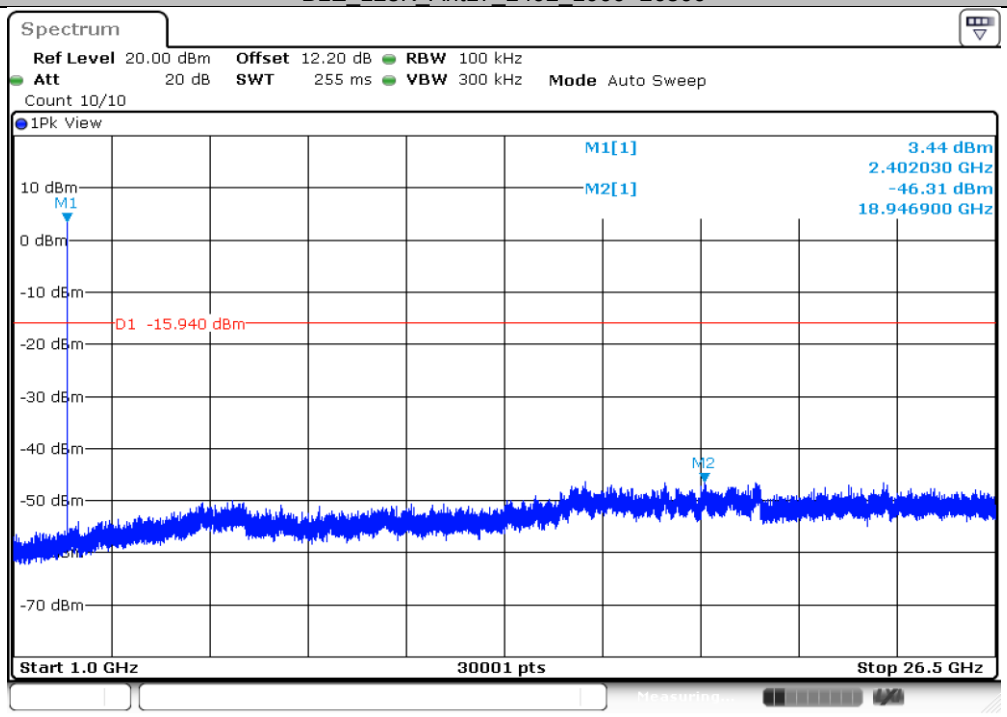

Date: 22.MAY.2023 11:35:35

BLE_125K_Ant6_2402_30~1000

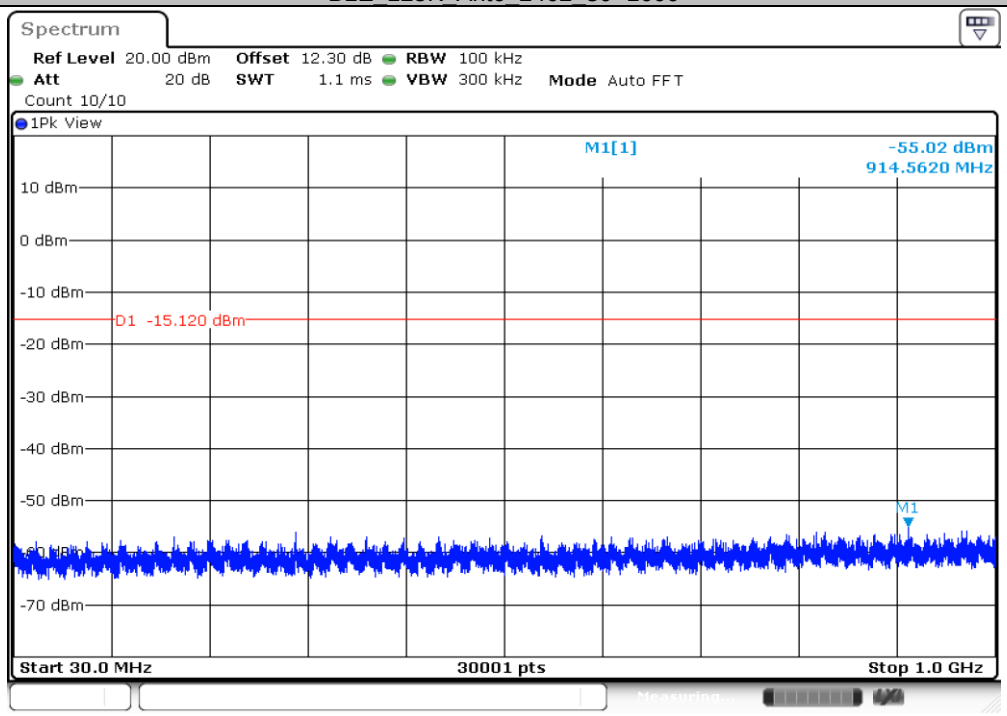

Date: 22.MAY.2023 11:39:45

BLE_125K_Ant6_2402_1000~26500

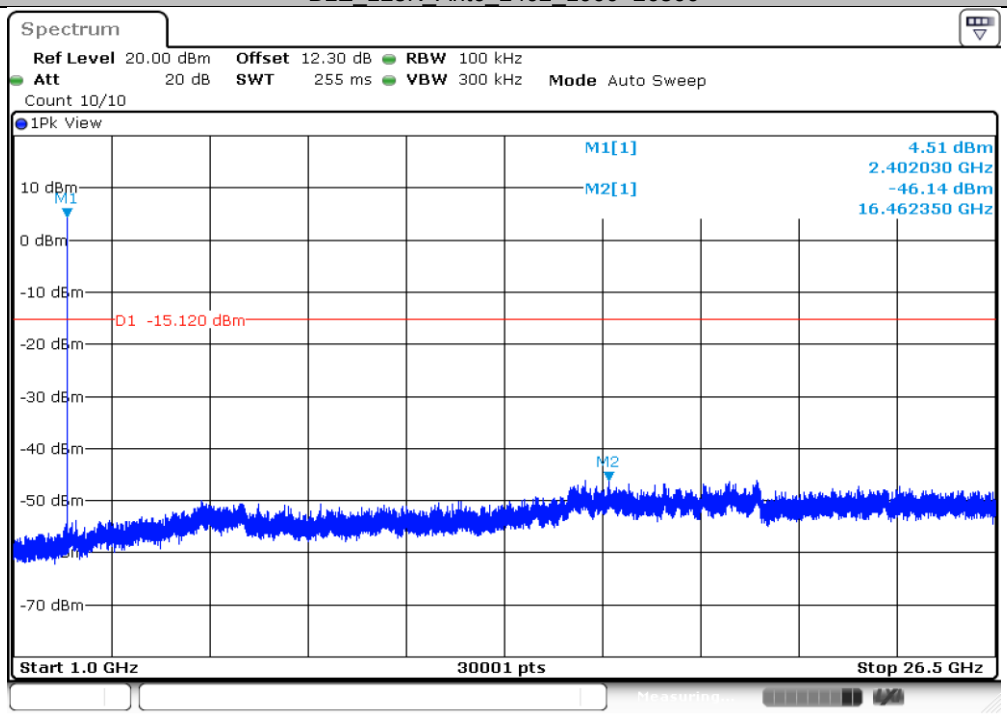

Date: 22.MAY.2023 11:40:07

BLE_125K_Ant17_2440_30~1000

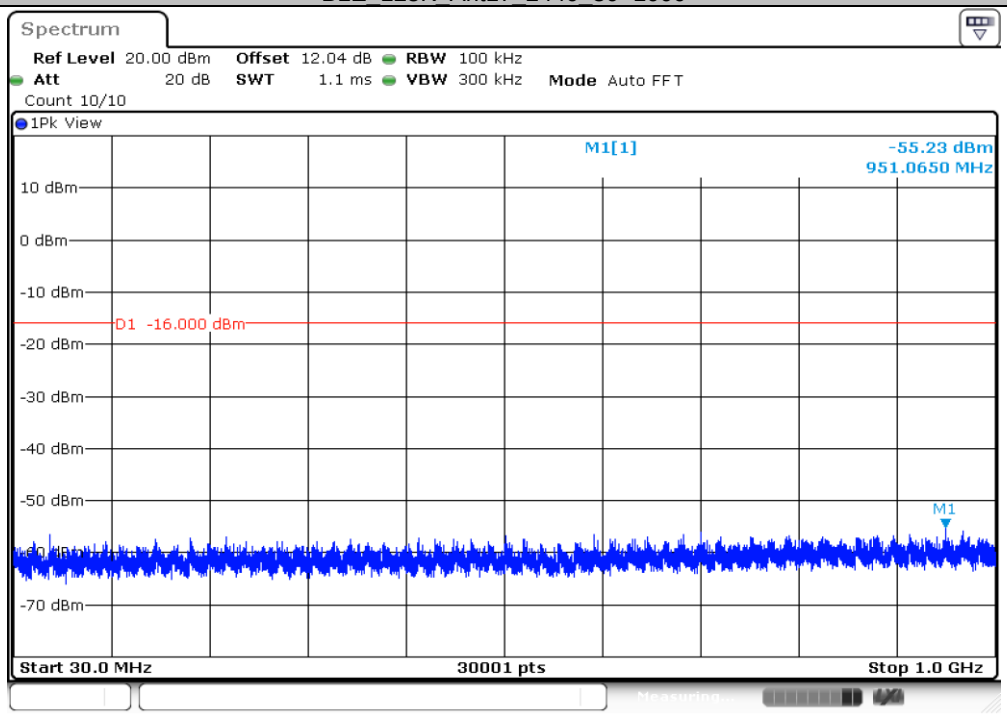

Date: 22.MAY.2023 11:36:21

BLE_125K_Ant17_2440_1000~26500

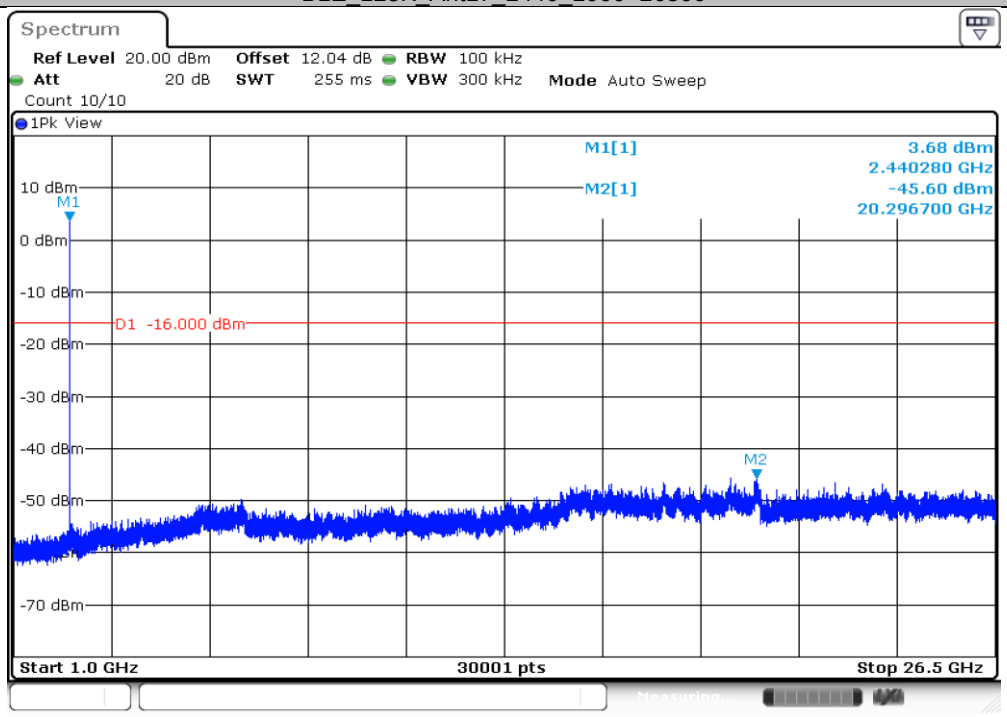

Date: 22.MAY.2023 11:36:43

BLE_125K_Ant6_2440_30~1000

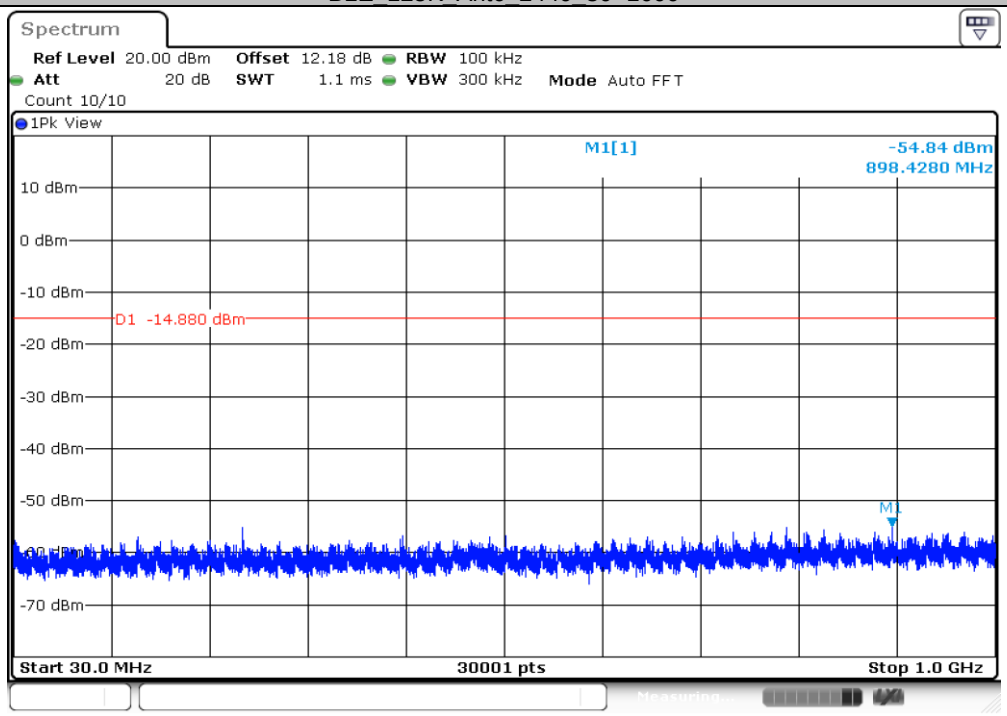

Date: 22.MAY.2023 11:40:55

BLE_125K_Ant6_2440_1000~26500

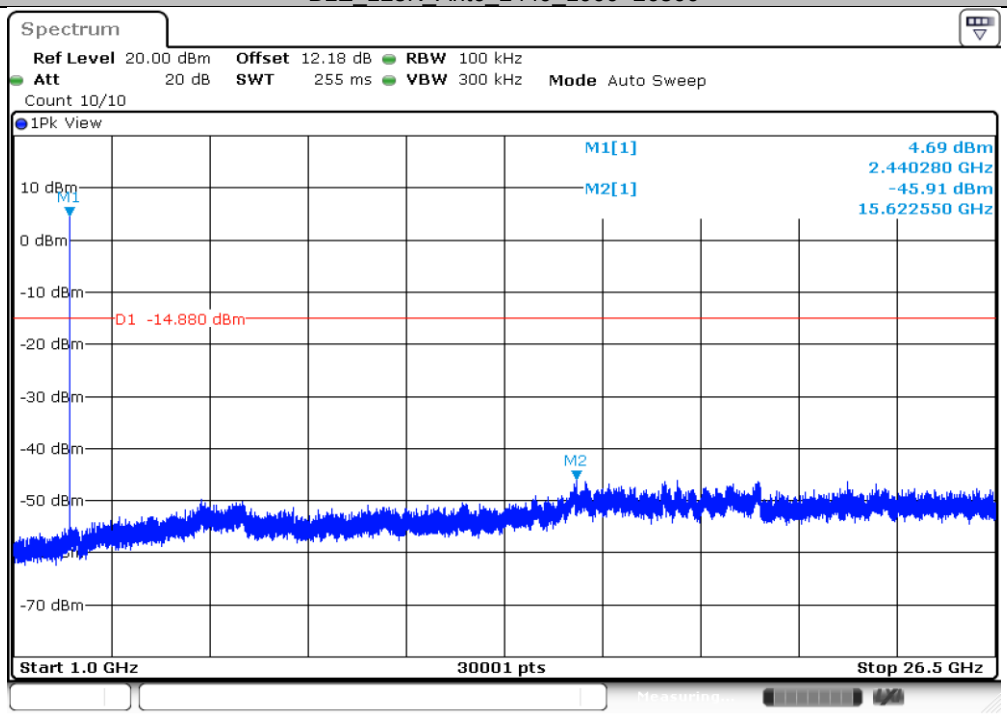

Date: 22.MAY.2023 11:41:17

BLE_125K_Ant17_2480_30~1000

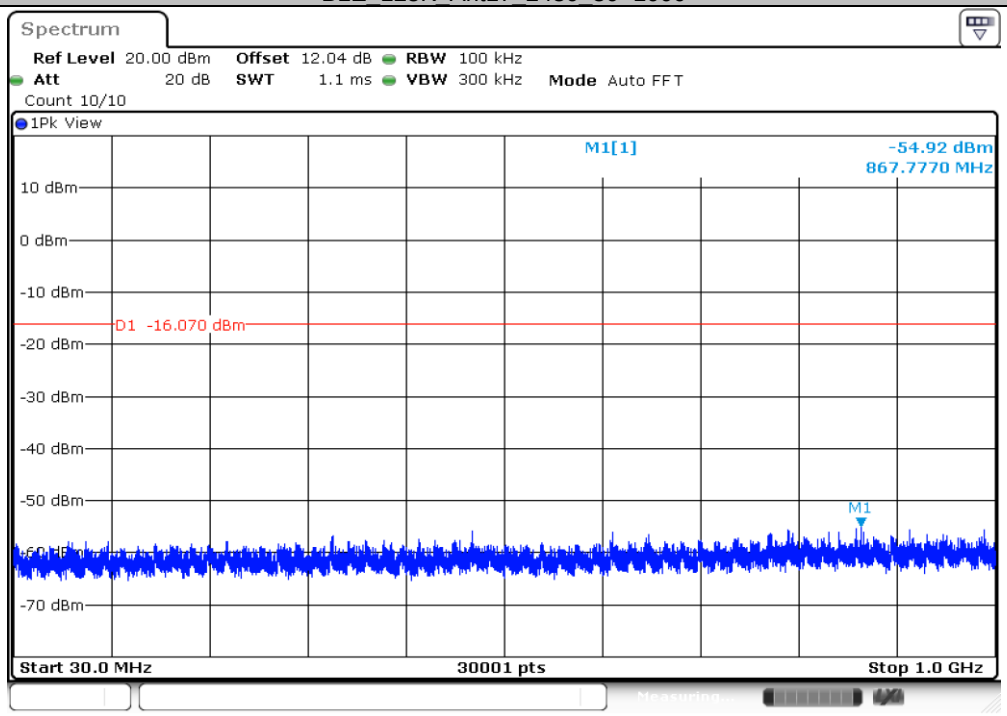

Date: 22.MAY.2023 11:37:41

BLE_125K_Ant17_2480_1000~26500

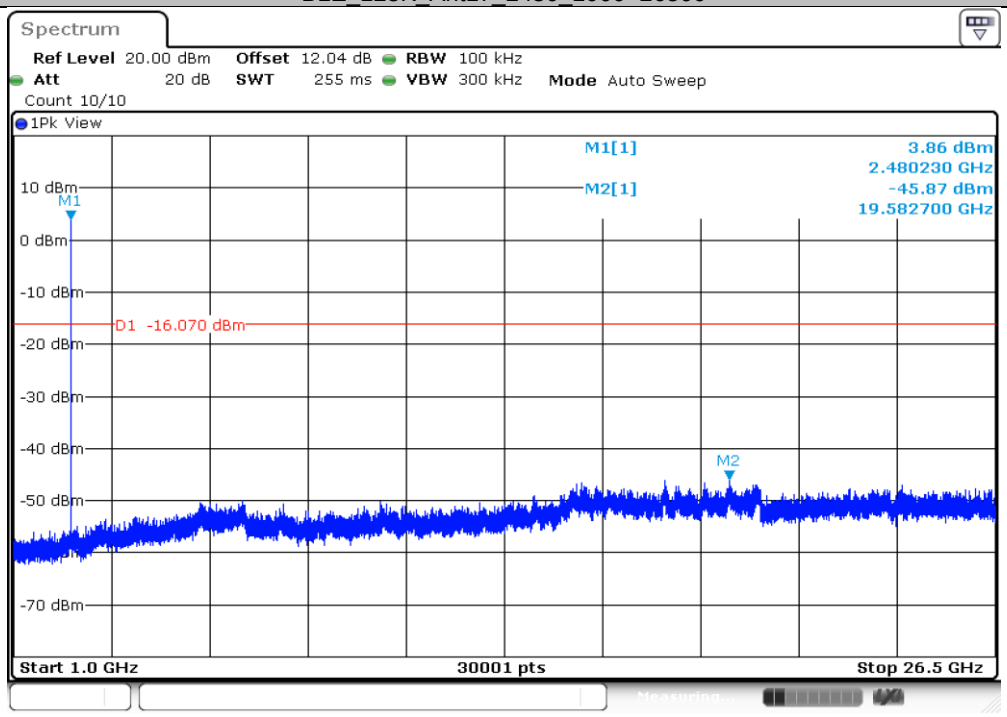

Date: 22.MAY.2023 11:38:04

BLE_125K_Ant6_2480_30~1000

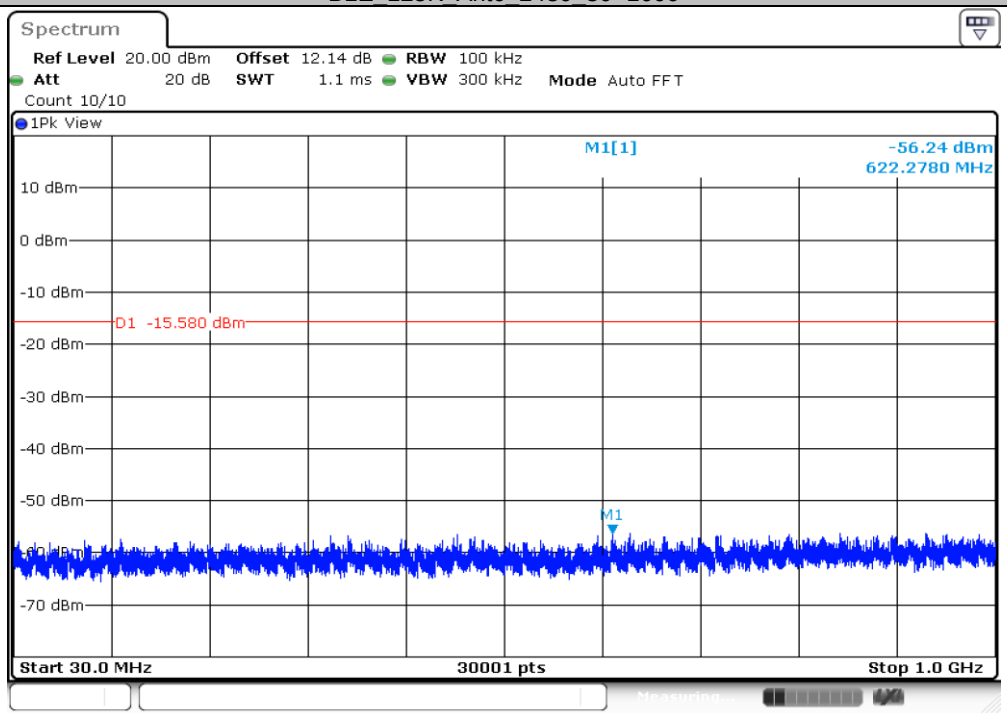

Date: 22.MAY.2023 11:45:17

BLE_125K_Ant6_2480_1000~26500

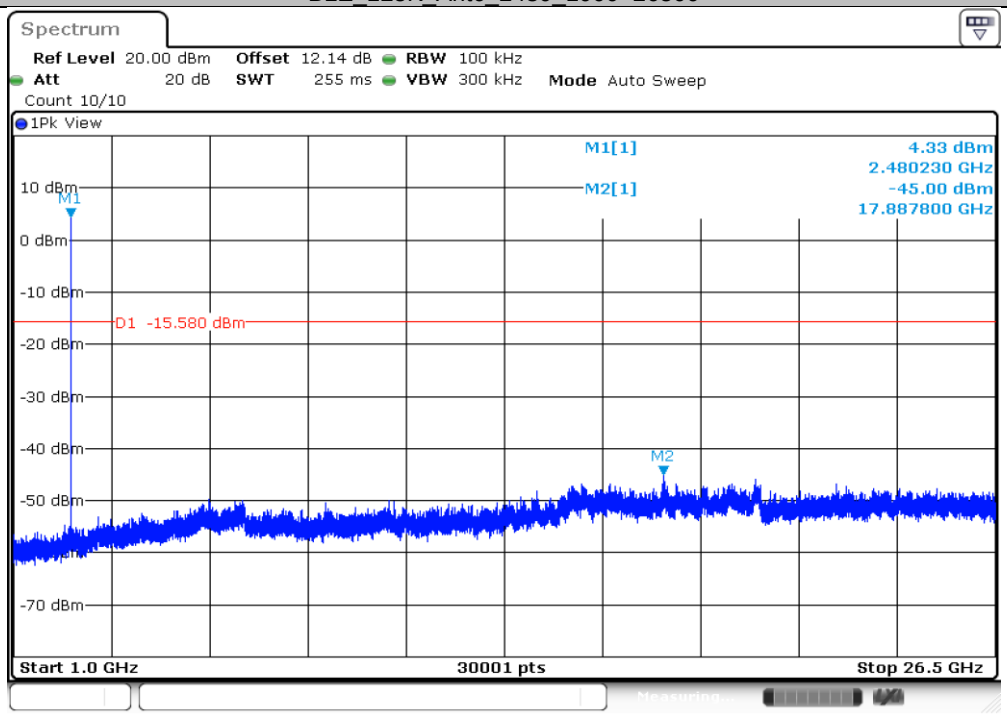

Date: 22.MAY.2023 11:45:40

Appendix B. AC Conducted Emission Test Results

Test Engineer :	Lily Qiu	**Temperature :**	22~24℃
		Relative Humidity :	44~50%
Test Voltage :	120Vac / 60Hz	**Phase :**	Line
Remark :	All emissions not reported here are more than 10 dB below the prescribed limit.		

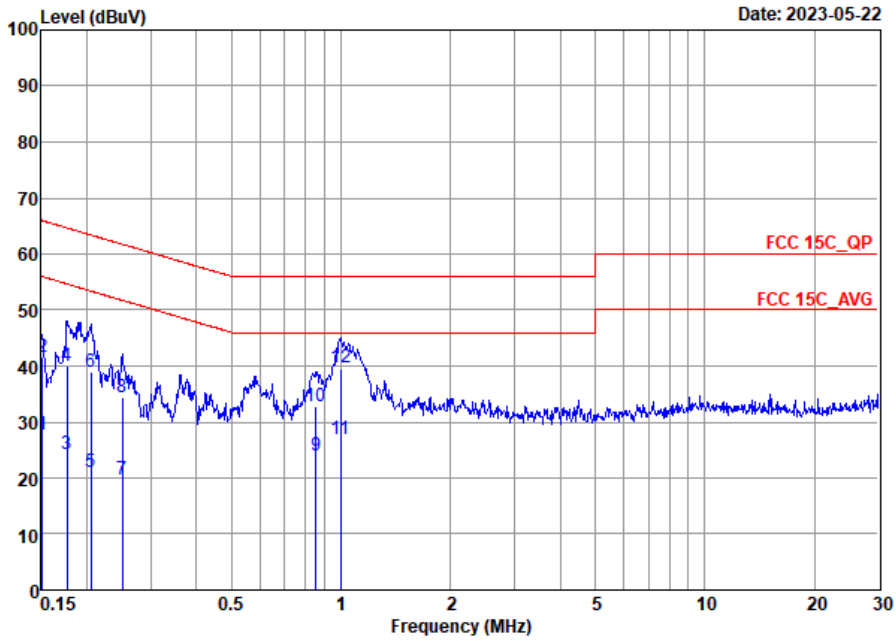

Site : CO01-SZ
Condition: FCC 15C_QP LISN_20230420_L LINE

	Freq	Level	Over Limit	Limit Line	Read Level	LISN Factor	Cable Loss	Remark
	MHz	dBuV	dB	dBuV	dBuV	dB	dB	
1	0.15	27.70	-28.26	55.96	7.10	10.47	10.13	Average
2	0.15	41.60	-24.36	65.96	21.00	10.47	10.13	QP
3	0.18	24.31	-30.33	54.64	3.71	10.46	10.14	Average
4	0.18	40.01	-24.63	64.64	19.41	10.46	10.14	QP
5	0.21	20.96	-32.44	53.40	0.40	10.41	10.15	Average
6	0.21	38.86	-24.54	63.40	18.30	10.41	10.15	QP
7	0.25	19.83	-31.90	51.73	-0.70	10.38	10.15	Average
8	0.25	34.53	-27.20	61.73	14.00	10.38	10.15	QP
9	0.85	24.00	-22.00	46.00	3.60	10.24	10.16	Average
10	0.85	32.90	-23.10	56.00	12.50	10.24	10.16	QP
11	1.00	26.80	-19.20	46.00	6.40	10.24	10.16	Average
12 *	1.00	39.60	-16.40	56.00	19.20	10.24	10.16	QP

Test Engineer :	Lily Qiu	**Temperature :**	22~24℃
		Relative Humidity :	44~50%
Test Voltage :	120Vac / 60Hz	**Phase :**	Neutral
Remark :	All emissions not reported here are more than 10 dB below the prescribed limit.		

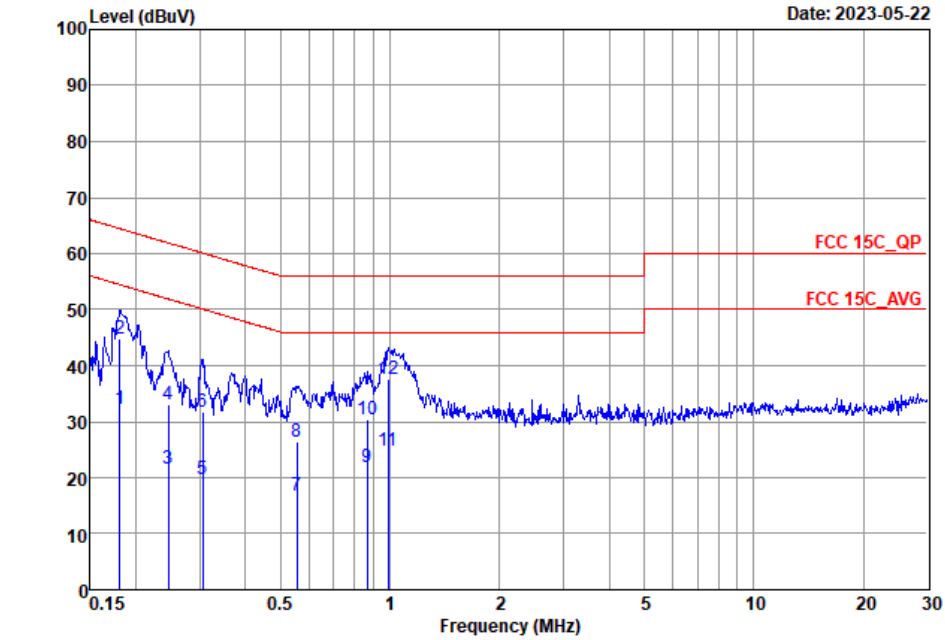

Site : CO01-SZ
Condition: FCC 15C_QP LISN_20230420_N NEUTRAL

	Freq	Level	Over Limit	Limit Line	Read Level	LISN Factor	Cable Loss	Remark
	MHz	dBuV	dB	dBuV	dBuV	dB	dB	
1	0.18	32.24	-22.22	54.46	11.70	10.40	10.14	Average
2	0.18	44.84	-19.62	64.46	24.30	10.40	10.14	QP
3	0.25	21.57	-30.34	51.91	1.10	10.32	10.15	Average
4	0.25	33.07	-28.84	61.91	12.60	10.32	10.15	QP
5	0.31	19.76	-30.34	50.10	-0.69	10.30	10.15	Average
6	0.31	31.76	-28.34	60.10	11.31	10.30	10.15	QP
7	0.56	16.78	-29.22	46.00	-3.60	10.22	10.16	Average
8	0.56	26.48	-29.52	56.00	6.10	10.22	10.16	QP
9	0.87	21.98	-24.02	46.00	1.60	10.22	10.16	Average
10	0.87	30.38	-25.62	56.00	10.00	10.22	10.16	QP
11	0.99	24.90	-21.10	46.00	4.50	10.24	10.16	Average
12 *	0.99	37.50	-18.50	56.00	17.10	10.24	10.16	QP

Note:

1. Level(dBμV) = Read Level(dBμV) + LISN Factor(dB) + Cable Loss(dB)
2. Over Limit(dB) = Level(dBμV) – Limit Line(dBμV)

Appendix C. Radiated Spurious Emission Test Data

Mode	Band (MHz)	Antenna	Modulation	Channel	Frequency	Data Rate	RU	Remark
Mode 5	2400-2483.5	17	Bluetooth-LE	00	2402	BLE 125kbps	-	-
Mode 6	2400-2483.5	17	Bluetooth-LE	19	2440	BLE 125kbps	-	-
Mode 7	2400-2483.5	17	Bluetooth-LE	39	2480	BLE 125kbps	-	-
Mode 8	2400-2483.5	17	Bluetooth-LE	00	2402	2Mbps	-	-
Mode 9	2400-2483.5	17	Bluetooth-LE	19	2440	2Mbps	-	-
Mode 10	2400-2483.5	17	Bluetooth-LE	39	2480	2Mbps	-	-
Mode 11	-	17	Bluetooth-LE	39	2480	BLE 125kbps	-	LF
Mode 16	2400-2483.5	6	Bluetooth-LE	00	2402	BLE 125kbps	-	-
Mode 17	2400-2483.5	6	Bluetooth-LE	19	2440	BLE 125kbps	-	-
Mode 18	2400-2483.5	6	Bluetooth-LE	39	2480	BLE 125kbps	-	-
Mode 19	2400-2483.5	6	Bluetooth-LE	00	2402	2Mbps	-	-
Mode 20	2400-2483.5	6	Bluetooth-LE	19	2440	2Mbps	-	-
Mode 21	2400-2483.5	6	Bluetooth-LE	39	2480	2Mbps	-	-
Mode 22	-	6	Bluetooth-LE	39	2480	2Mbps	-	LF

Summary of each worse mode

Mode	Modulation	Ch.	Freq. (MHz)	Level (dBuV/m)	Limit (dBuV/m)	Margin (dB)	Pol.	Peak Avg.	Result	Remark
5	Bluetooth-LE	00	2384.43	45.91	54.00	-8.09	V	AVERAGE	Pass	Band Edge
5	Bluetooth-LE	00	4804.00	42.84	74.00	-31.16	V	Peak	Pass	Harmonic
6	Bluetooth-LE	19	-	-	-	-	-	-	-	Band Edge
6	Bluetooth-LE	19	7320.00	44.21	74.00	-29.79	H	Peak	Pass	Harmonic
7	Bluetooth-LE	39	2483.54	49.02	54.00	-4.98	H	AVERAGE	Pass	Band Edge
7	Bluetooth-LE	39	4960.00	47.89	74.00	-26.11	V	Peak	Pass	Harmonic
8	Bluetooth-LE	00	2347.72	48.12	54.00	-5.88	V	AVERAGE	Pass	Band Edge
8	Bluetooth-LE	00	4804.00	48.86	74.00	-25.14	V	Peak	Pass	Harmonic
9	Bluetooth-LE	19	-	-	-	-	-	-	-	Band Edge
9	Bluetooth-LE	19	7320.00	47.96	74.00	-26.04	H	Peak	Pass	Harmonic
10	Bluetooth-LE	39	2483.68	48.84	54.00	-5.16	H	AVERAGE	Pass	Band Edge
10	Bluetooth-LE	39	4960.00	47.91	74.00	-26.09	V	Peak	Pass	Harmonic
11	Bluetooth-LE	39	40.00	25.18	40.00	-14.82	V	Peak	Pass	LF
16	Bluetooth-LE	00	2350.85	45.81	54.00	-8.19	V	AVERAGE	Pass	Band Edge
16	Bluetooth-LE	00	4804.00	43.60	74.00	-30.40	H	Peak	Pass	Harmonic
17	Bluetooth-LE	19	-	-	-	-	-	-	-	Band Edge
17	Bluetooth-LE	19	4880.00	43.49	74.00	-30.51	V	Peak	Pass	Harmonic
18	Bluetooth-LE	39	2486.10	46.24	54.00	-7.76	H	AVERAGE	Pass	Band Edge
18	Bluetooth-LE	39	7440.00	44.34	74.00	-29.66	H	Peak	Pass	Harmonic
19	Bluetooth-LE	00	2332.63	48.32	54.00	-5.68	H	AVERAGE	Pass	Band Edge
19	Bluetooth-LE	00	4804.00	47.98	74.00	-26.02	H	Peak	Pass	Harmonic
20	Bluetooth-LE	19	-	-	-	-	-	-	-	Band Edge
20	Bluetooth-LE	19	4880.00	48.20	74.00	-25.80	V	Peak	Pass	Harmonic
21	Bluetooth-LE	39	2490.54	48.75	54.00	-5.25	V	AVERAGE	Pass	Band Edge
21	Bluetooth-LE	39	7440.00	48.39	74.00	-25.61	V	Peak	Pass	Harmonic
22	Bluetooth-LE	39	942.77	30.3	46	-15.7	H	Peak	Pass	LF

Co-Location

WIFI 802.BLE CH39 & LTE B48 (Band Edge @ 3m)

WIFI Ant.	Note	Frequency	Level	Margin	Limit Line	Read Level	Antenna Factor	Cable Loss	Preamp Factor	Ant Pos	Table Pos	Peak Avg.	Pol.
		(MHz)	(dBµV/m)	(dB)	(dBµV/m)	(dBµV)	(dB/m)	(dB)	(dB)	(cm)	(deg)	(P/A)	(H/V)
802.BLE CH 39 2482MHz & LTEB48 Co-colation	*	2480	100.26	-	-	95.15	33.55	5.46	33.9	175	356	P	H
	*	2480	98.4	-	-	93.29	33.55	5.46	33.9	175	356	A	H
		2494.32	54.63	-19.37	74	49.48	33.59	5.46	33.9	175	356	P	H
		2495.68	47.32	-6.68	54	42.17	33.59	5.46	33.9	175	356	A	H
	*	2480	97.85	-	-	92.74	33.55	5.46	33.9	186	304	P	V
	*	2480	96.04	-	-	90.93	33.55	5.46	33.9	186	304	A	V
		2483.56	55.22	-18.78	74	50.1	33.56	5.46	33.9	186	304	P	V
		2483.8	47.24	-6.76	54	42.12	33.56	5.46	33.9	186	304	A	V
Remark	1. No other spurious found. 2. All results are PASS against Peak and Average limit line.												

Mode	5	
	Band Edge	
	2400-2483.5_Bluetooth-LE _CH00_2402MHz	
ANT	17	
Pol.	Horizontal	Fundamental
Peak	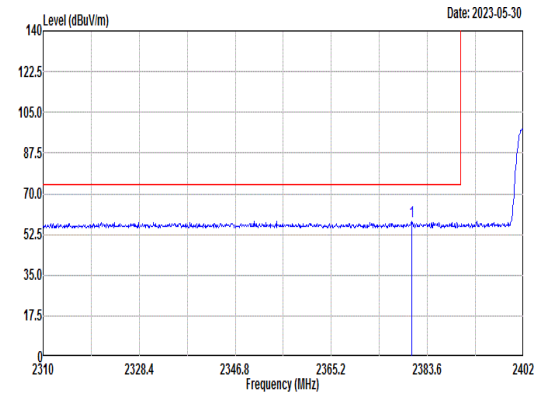 Site : 03CH04-SZ Condition: PEAK_BE_74 3m HF_ANT_3117(119436) HORIZONTAL : RBW:1000.000kHz VBW:3000.000kHz Mode : 5 Setting : 125kbps Plane : Y with Accessories : 861585060047220/861585060047238 Freq Level Limit Line Margin Read Level Ant Factor Cable Loss Preamp Factor APos TPos Remark MHz dBuV/m dBuV/m dBuV dB/m dB dB cm deg 1 2380.66 58.37 74.00 -15.63 53.61 33.29 5.35 33.88 100 338 PEAK	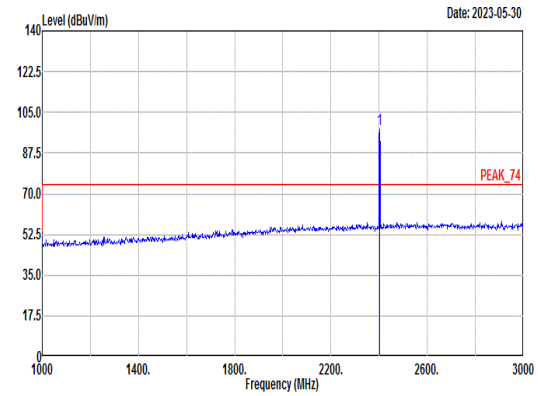 Site : 03CH04-SZ Condition: PEAK_74 3m HF_ANT_3117(119436) HORIZONTAL : RBW:1000.000kHz VBW:3000.000kHz Mode : 5 Setting : 125kbps Plane : Y with Accessories : 861585060047220/861585060047238 Freq Level Limit Line Margin (dB) Read Level Ant Factor Cable Loss Preamp Factor APos TPos Remark MHz dBuV/m dBuV/m ------ ------ dBuV dB/m dB dB cm deg 1 2402.00 97.80 ------ ------ 92.96 33.35 5.37 33.88 100 338 PEAK
Avg	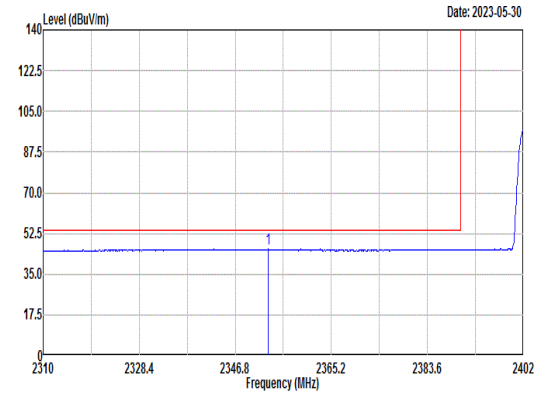 Site : 03CH04-SZ Condition: AVG_BE_54 3m HF_ANT_3117(119436) HORIZONTAL : RBW:1000.000kHz VBW:1.000kHz Mode : 5 Setting : 125kbps Plane : Y with Accessories : 861585060047220/861585060047238 Freq Level Limit Line Margin Read Level Ant Factor Cable Loss Preamp Factor APos TPos Remark MHz dBuV/m dBuV/m dBuV dB/m dB dB cm deg 1 2353.06 45.76 54.00 -8.24 41.08 33.22 5.33 33.87 100 338 AVERAGE	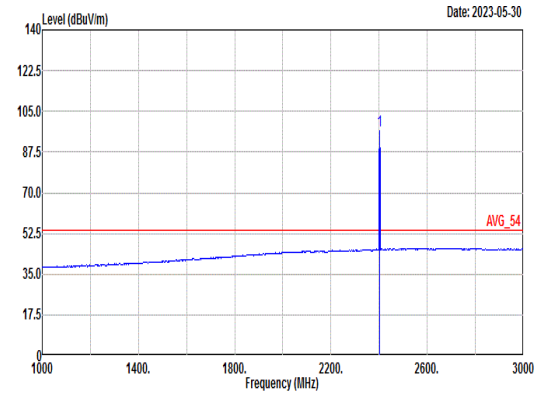 Site : 03CH04-SZ Condition: AVG_54 3m HF_ANT_3117(119436) HORIZONTAL : RBW:1000.000kHz VBW:1.000kHz Mode : 5 Setting : 125kbps Plane : Y with Accessories : 861585060047220/861585060047238 Freq Level Limit Line Margin (dB) Read Level Ant Factor Cable Loss Preamp Factor APos TPos Remark MHz dBuV/m dBuV/m ------ ------ dBuV dB/m dB dB cm deg 1 2402.00 96.70 ------ ------ 91.86 33.35 5.37 33.88 100 338 AVERAGE

Mode	5	
	Band Edge	
	2400-2483.5_Bluetooth-LE _CH00_2402MHz	
ANT	17	
Pol.	Vertical	Fundamental
Peak	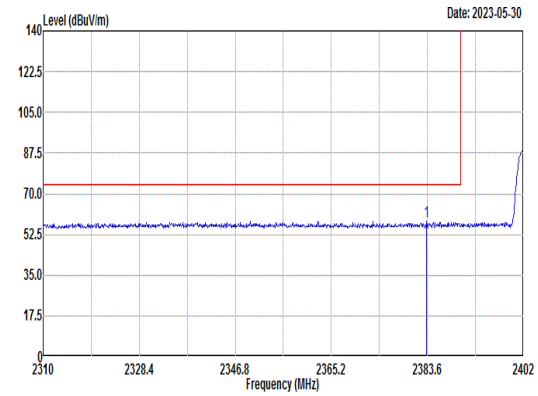 Site : 03CH04-SZ Condition: PEAK_BE_74 3m HF_ANT_3117(119436) VERTICAL : RBW:1000.000kHz VBW:3000.000kHz Mode : 5 Setting : 125kbps Plane : Y with Accessories : 861585060047220/861585060047238 Freq Level Limit Line Margin Read Level Ant Factor Cable Loss Preamp Factor APos TPos Remark MHz dBuV/m dBuV/m dBuV dB/m dB dB cm deg 1 2383.42 58.33 74.00 -15.67 53.56 33.30 5.35 33.88 348 40 PEAK	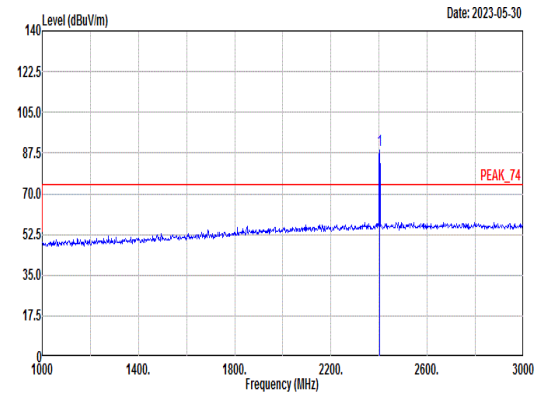 Site : 03CH04-SZ Condition: PEAK_74 3m HF_ANT_3117(119436) VERTICAL : RBW:1000.000kHz VBW:3000.000kHz Mode : 5 Setting : 125kbps Plane : Y with Accessories : 861585060047220/861585060047238 Freq Level Limit Line Margin (dB) Read Level Ant Factor Cable Loss Preamp Factor APos TPos Remark MHz dBuV/m dBuV/m dBuV dB/m dB dB cm deg 1 2402.00 88.62 ------ ------ 83.78 33.35 5.37 33.88 348 40 PEAK
Avg	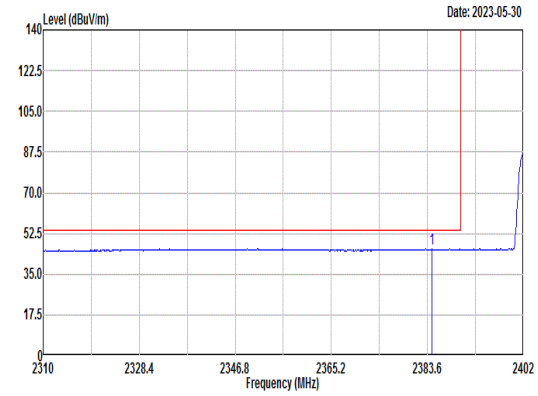 Site : 03CH04-SZ Condition: AVG_BE_54 3m HF_ANT_3117(119436) VERTICAL : RBW:1000.000kHz VBW:1.000kHz Mode : 5 Setting : 125kbps Plane : Y with Accessories : 861585060047220/861585060047238 Freq Level Limit Line Margin Read Level Ant Factor Cable Loss Preamp Factor APos TPos Remark MHz dBuV/m dBuV/m dBuV dB/m dB dB cm deg 1 2384.43 45.91 54.00 -8.09 41.14 33.30 5.35 33.88 348 40 AVERAGE	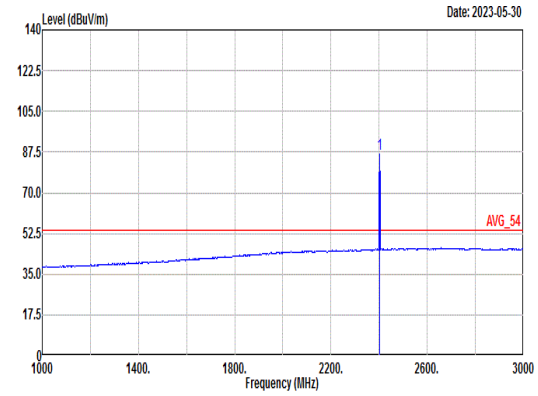 Site : 03CH04-SZ Condition: AVG_54 3m HF_ANT_3117(119436) VERTICAL : RBW:1000.000kHz VBW:1.000kHz Mode : 5 Setting : 125kbps Plane : Y with Accessories : 861585060047220/861585060047238 Freq Level Limit Line Margin (dB) Read Level Ant Factor Cable Loss Preamp Factor APos TPos Remark MHz dBuV/m dBuV/m dBuV dB/m dB dB cm deg 1 2402.00 86.89 ------ ------ 82.05 33.35 5.37 33.88 348 40 AVERAGE

Mode	5	
	Harmonic	
	2400-2483.5_Bluetooth-LE _CH00_2402MHz	
ANT	17	
Pol.	Horizontal	Vertical
Peak Avg	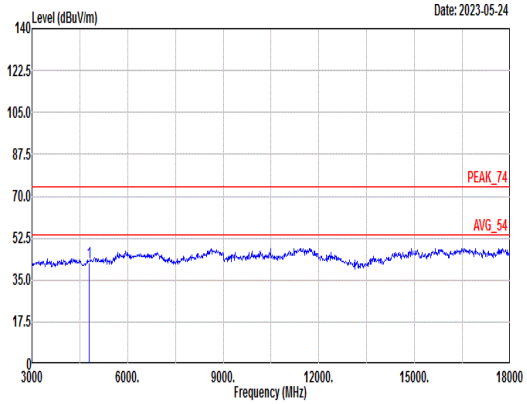 Site : 03CH04-SZ Condition: PEAK_74 3m HF_ANT_3117_0107 HORIZONTAL Mode : 5 Setting : Default Plane : Y with Accessories : 861585060047220/861585060047238 Freq Level Limit Line Over Limit Read Level Ant Factor Cable Loss Preamp Factor APos TPos Remark MHz dBuV/m dBuV/m dB dBuV dB/m dB dB cm deg 1 4804.00 42.36 74.00 -31.64 56.38 34.42 9.46 57.90 --- --- Peak	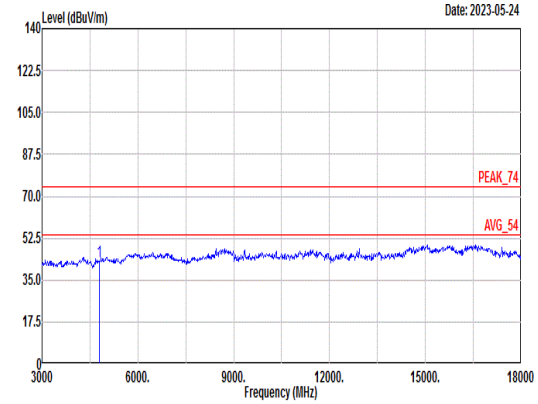 Site : 03CH04-SZ Condition: PEAK_74 3m HF_ANT_3117_0107 VERTICAL Mode : 5 Setting : Default Plane : Y with Accessories : 861585060047220/861585060047238 Freq Level Limit Line Over Limit Read Level Ant Factor Cable Loss Preamp Factor APos TPos Remark MHz dBuV/m dBuV/m dB dBuV dB/m dB dB cm deg 1 4804.00 42.84 74.00 -31.16 56.86 34.42 9.46 57.90 --- --- Peak

Mode	6	
	Harmonic	
	2400-2483.5_Bluetooth-LE _CH19_2440MHz	
ANT	17	
Pol.	Horizontal	Vertical
Peak Avg	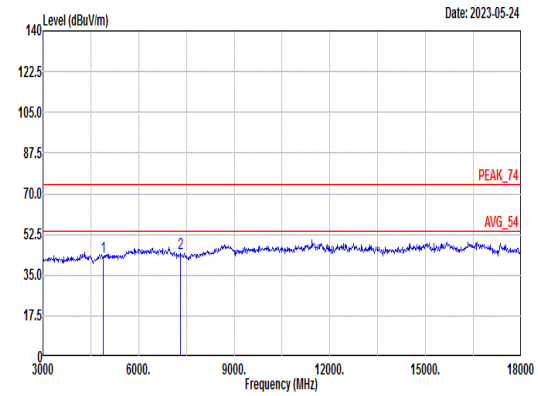 Site : 03CH04-SZ Condition: PEAK_74 3m HF_ANT_3117_0107 HORIZONTAL Mode : 6 Setting : Default Plane : Y with Accessories : 861585060047220/861585060047238 Freq Level Limit Line Over Limit Read Level Ant Factor Cable Loss Preamp Factor APos TPos Remark MHz dBuV/m dBuV/m dB dBuV dB/m dB dB cm deg 1 4880.00 42.88 74.00 -31.12 56.90 34.37 9.51 57.90 --- --- Peak 2 7320.00 44.21 74.00 -29.79 56.44 36.04 11.24 59.51 --- --- Peak	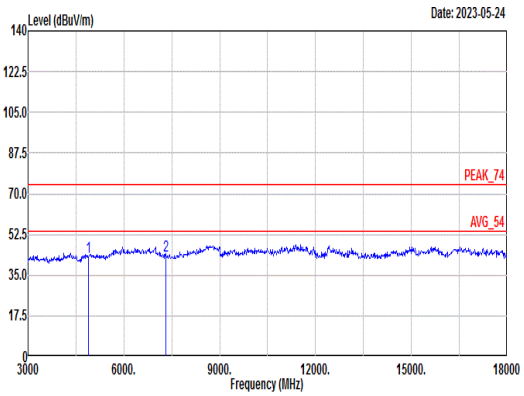 Site : 03CH04-SZ Condition: PEAK_74 3m HF_ANT_3117_0107 VERTICAL Mode : 6 Setting : Default Plane : Y with Accessories : 861585060047220/861585060047238 Freq Level Limit Line Over Limit Read Level Ant Factor Cable Loss Preamp Factor APos TPos Remark MHz dBuV/m dBuV/m dB dBuV dB/m dB dB cm deg 1 4880.00 42.77 74.00 -31.23 56.79 34.37 9.51 57.90 --- --- Peak 2 7320.00 43.54 74.00 -30.46 55.77 36.04 11.24 59.51 --- --- Peak

Mode	7
	Band Edge
	2400-2483.5_Bluetooth-LE _CH39_2480MHz
ANT	17

Pol.	Horizontal	Fundamental
Peak	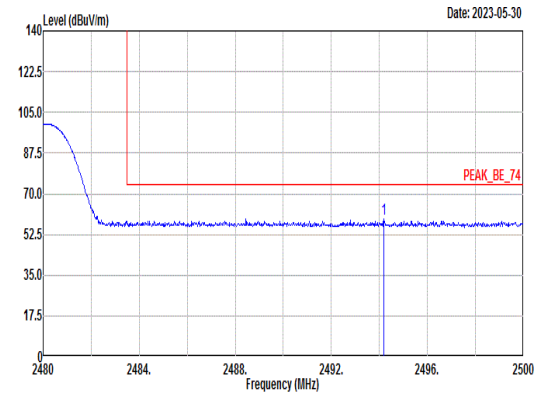 Site : 03CH04-SZ Condition: PEAK_BE_74 3m HF_ANT_3117(119436) HORIZONTAL : RBW:1000.000kHz VBW:3000.000kHz Mode : 7 Setting : 125kbps Plane : Y with Accessories : 861585060047220/861585060047238 Freq Level Limit Line Margin (dB) Read Level Ant Factor Cable Loss Preamp Factor APos TPos Remark MHz dBuV/m dBuV/m dBuV dB/m dB dB cm deg 1 2494.18 59.29 74.00 -14.71 54.14 33.58 5.47 33.90 200 357 PEAK	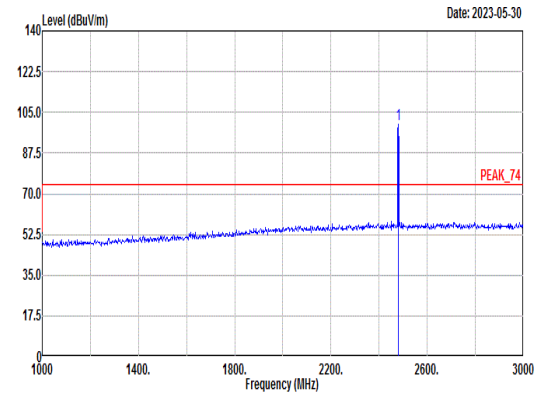 Site : 03CH04-SZ Condition: PEAK_74 3m HF_ANT_3117(119436) HORIZONTAL : RBW:1000.000kHz VBW:3000.000kHz Mode : 7 Setting : 125kbps Plane : Y with Accessories : 861585060047220/861585060047238 Freq Level Limit Line Margin (dB) Read Level Ant Factor Cable Loss Preamp Factor APos TPos Remark MHz dBuV/m dBuV/m dBuV dB/m dB dB cm deg 1 2480.00 99.84 ------ ------ 94.73 33.55 5.46 33.90 200 357 PEAK
Avg	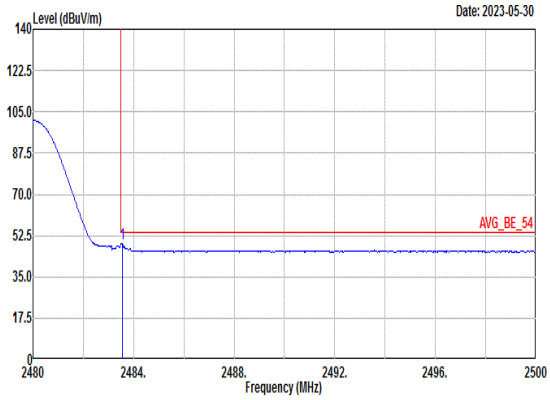 Site : 03CH04-SZ Condition: AVG_BE_54 3m HF_ANT_3117(119436) HORIZONTAL : RBW:1000.000kHz VBW:1.000kHz Mode : 7 Setting : 125kbps Plane : Y with Accessories : 861585060047220/861585060047238 Freq Level Limit Line Margin Read Level Ant Factor Cable Loss Preamp Factor APos TPos Remark MHz dBuV/m dBuV/m dB dBuV dB/m dB dB cm deg 1 2483.54 49.02 54.00 -4.98 43.90 33.56 5.46 33.90 200 357	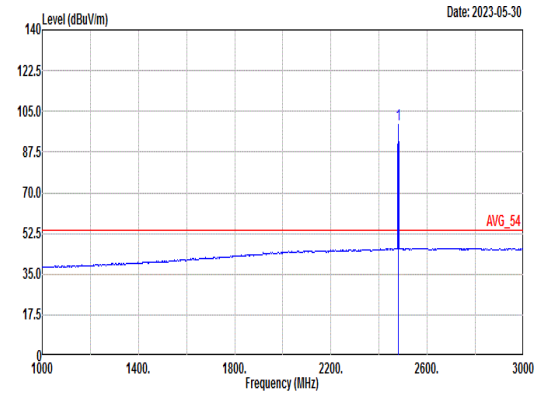 Site : 03CH04-SZ Condition: AVG_54 3m HF_ANT_3117(119436) HORIZONTAL : RBW:1000.000kHz VBW:1.000kHz Mode : 7 Setting : 125kbps Plane : Y with Accessories : 861585060047220/861585060047238 Freq Level Limit Line Margin (dB) Read Level Ant Factor Cable Loss Preamp Factor APos TPos Remark MHz dBuV/m dBuV/m dBuV dB/m dB dB cm deg 1 2480.00 99.09 ------ ------ 93.98 33.55 5.46 33.90 200 357 AVERAGE

Mode	7	
	Band Edge	
	2400-2483.5_Bluetooth-LE _CH39_2480MHz	
ANT	17	
Pol.	Vertical	Fundamental
Peak	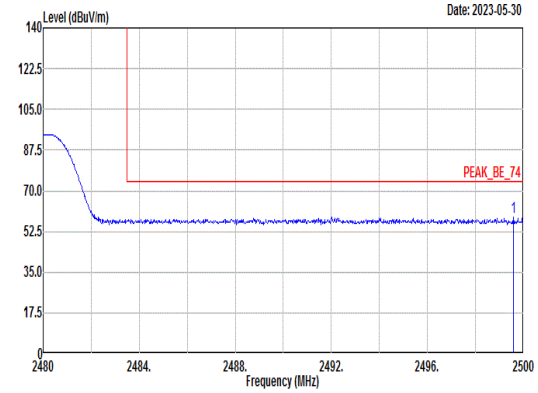 Site : 03CH04-SZ Condition: PEAK_BE_74 3m HF_ANT_3117(119436) VERTICAL : RBW:1000.000kHz VBW:3000.000kHz Mode : 7 Setting : 125kbps Plane : Y with Accessories : 861585060047220/861585060047238 Freq Level Limit Line Margin (dB) Read Level Ant Factor Cable Loss Preamp Factor APos TPos Remark 1 2499.58 58.53 74.00 -15.47 53.35 33.60 5.48 33.90 400 284 PEAK	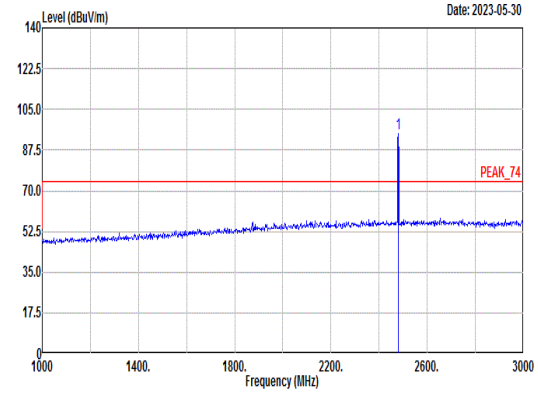 Site : 03CH04-SZ Condition: PEAK_74 3m HF_ANT_3117(119436) VERTICAL : RBW:1000.000kHz VBW:3000.000kHz Mode : 7 Setting : 125kbps Plane : Y with Accessories : 861585060047220/861585060047238 Freq Level Limit Line Margin (dB) Read Level Ant Factor Cable Loss Preamp Factor APos TPos Remark 1 2480.00 94.46 ------ ------ 89.35 33.55 5.46 33.90 400 284 PEAK
Avg	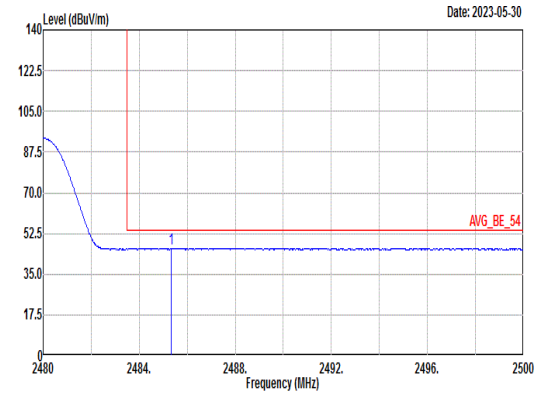 Site : 03CH04-SZ Condition: AVG_BE_54 3m HF_ANT_3117(119436) VERTICAL : RBW:1000.000kHz VBW:1.000kHz Mode : 7 Setting : 125kbps Plane : Y with Accessories : 861585060047220/861585060047238 Freq Level Limit Line Margin (dB) Read Level Ant Factor Cable Loss Preamp Factor APos TPos Remark 1 2485.34 46.11 54.00 -7.89 40.99 33.56 5.46 33.90 400 284 AVERAGE	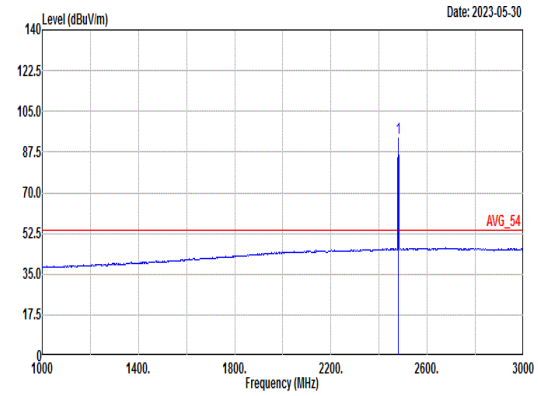 Site : 03CH04-SZ Condition: AVG_54 3m HF_ANT_3117(119436) VERTICAL : RBW:1000.000kHz VBW:1.000kHz Mode : 7 Setting : 125kbps Plane : Y with Accessories : 861585060047220/861585060047238 Freq Level Limit Line Margin (dB) Read Level Ant Factor Cable Loss Preamp Factor APos TPos Remark 1 2480.00 93.32 ------ ------ 88.21 33.55 5.46 33.90 400 284 AVERAGE

Mode	7	
	Harmonic	
	2400-2483.5_Bluetooth-LE _CH39_2480MHz	
ANT	17	
Pol.	Horizontal	Vertical
Peak Avg	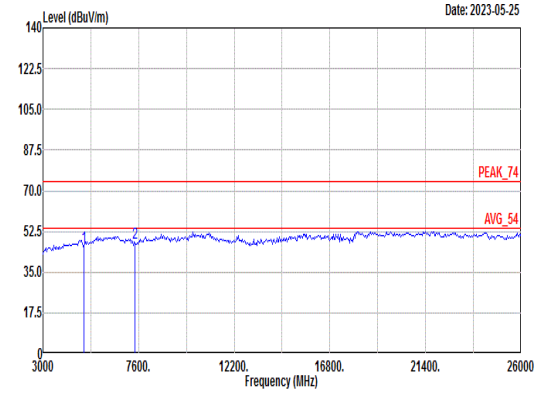 Site : 03CH04-SZ Condition: PEAK_74 3m HF_ANT_3117(119436) HORIZONTAL Mode : 7 Setting : Default Plane : Y with Accessories : 861585060047220/861585060047238 Freq Level Limit Line Margin Read Level Ant Factor Cable Loss Preamp Factor APos TPos Remark MHz dBuV/m dBuV/m dB dBuV dB/m dB dB cm deg 1 4960.00 45.91 74.00 -28.09 53.52 33.72 8.46 49.79 --- --- Peak 2 7440.00 47.71 74.00 -26.29 50.34 35.70 10.17 48.50 --- --- Peak	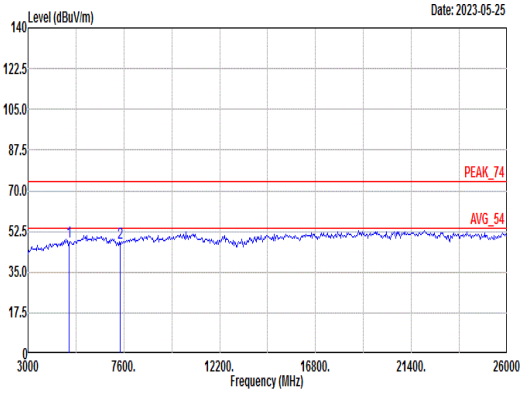 Site : 03CH04-SZ Condition: PEAK_74 3m HF_ANT_3117(119436) VERTICAL Mode : 7 Setting : Default Plane : Y with Accessories : 861585060047220/861585060047238 Freq Level Limit Line Margin Read Level Ant Factor Cable Loss Preamp Factor APos TPos Remark MHz dBuV/m dBuV/m dB dBuV dB/m dB dB cm deg 1 4960.00 47.89 74.00 -26.11 55.50 33.72 8.46 49.79 --- --- Peak 2 7440.00 47.54 74.00 -26.46 50.17 35.70 10.17 48.50 --- --- Peak

Mode	8	
	Band Edge	
	2400-2483.5_Bluetooth-LE _CH00_2402MHz	
ANT	17	
Pol.	Horizontal	Fundamental
Peak	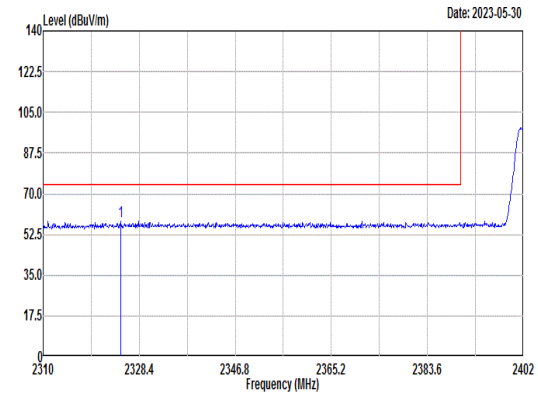 Site : 03CH04-SZ Condition: PEAK_BE_74 3m HF_ANT_3117(119436) HORIZONTAL : RBW:1000.000kHz VBW:3000.000kHz Mode : 8 Setting : 2M Plane : Y with Accessories : 861585060047220/861585060047238 Freq Level Limit Line Margin Read Level Ant Factor Cable Loss Preamp Factor APos TPos Remark MHz dBuV/m dBuV/m dBuV dB/m dB dB cm deg 1 2324.81 58.37 74.00 -15.63 53.78 33.14 5.31 33.86 200 353 PEAK	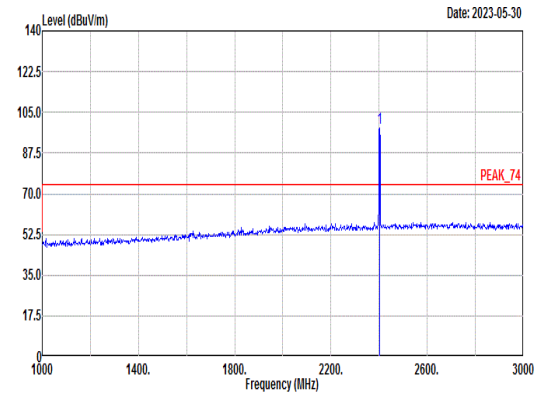 Site : 03CH04-SZ Condition: PEAK_74 3m HF_ANT_3117(119436) HORIZONTAL : RBW:1000.000kHz VBW:3000.000kHz Mode : 8 Setting : 2M Plane : Y with Accessories : 861585060047220/861585060047238 Freq Level Limit Line Margin (dB) Read Level Ant Factor Cable Loss Preamp Factor APos TPos Remark MHz dBuV/m dBuV/m dBuV dB/m dB dB cm deg 1 2402.00 98.52 ------ ------ 93.68 33.35 5.37 33.88 200 353 PEAK
Avg	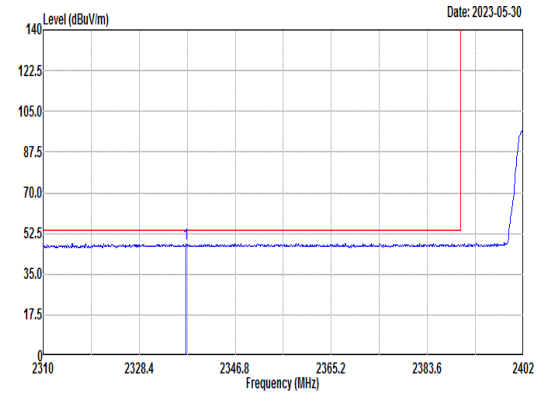 Site : 03CH04-SZ Condition: AVG_BE_54 3m HF_ANT_3117(119436) HORIZONTAL : RBW:1000.000kHz VBW:10.000kHz Mode : 8 Setting : 2M Plane : Y with Accessories : 861585060047220/861585060047238 Freq Level Limit Line Margin Read Level Ant Factor Cable Loss Preamp Factor APos TPos Remark MHz dBuV/m dBuV/m dBuV dB/m dB dB cm deg 1 2337.42 48.10 54.00 -5.90 43.47 33.18 5.32 33.87 200 353 AVERAGE	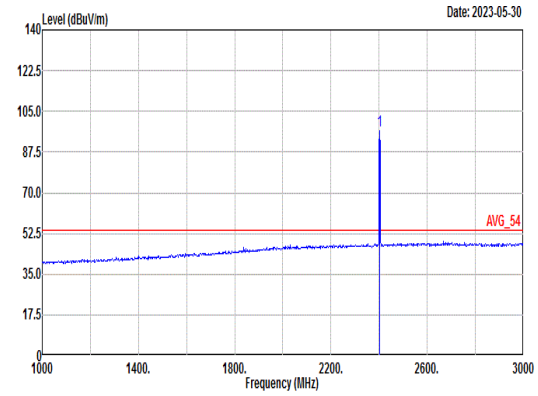 Site : 03CH04-SZ Condition: AVG_54 3m HF_ANT_3117(119436) HORIZONTAL : RBW:1000.000kHz VBW:10.000kHz Mode : 8 Setting : 2M Plane : Y with Accessories : 861585060047220/861585060047238 Freq Level Limit Line Margin (dB) Read Level Ant Factor Cable Loss Preamp Factor APos TPos Remark MHz dBuV/m dBuV/m dBuV dB/m dB dB cm deg 1 2402.00 96.55 ------ ------ 91.71 33.35 5.37 33.88 200 353 AVERAGE

Mode	8	
	Band Edge	
	2400-2483.5_Bluetooth-LE _CH00_2402MHz	
ANT	17	
Pol.	Vertical	Fundamental
Peak	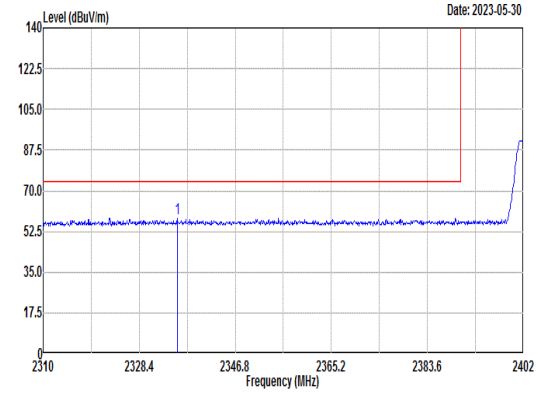 Site : 03CH04-SZ Condition: PEAK_BE_74 3m HF_ANT_3117(119436) VERTICAL : RBW:1000.000kHz VBW:3000.000kHz Mode : 8 Setting : 2M Plane : Y with Accessories : 861585060047220/861585060047238 1 2335.67 58.35 74.00 -15.65 53.74 33.17 5.31 33.87 100 0 PEAK	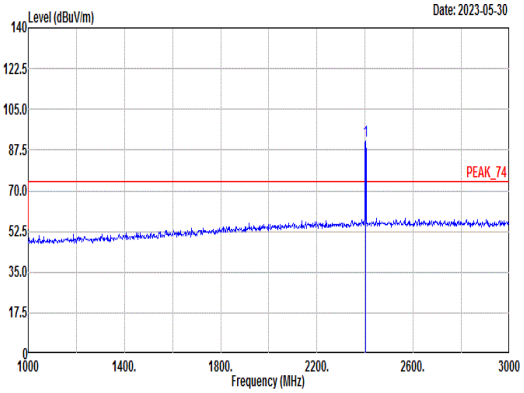 Site : 03CH04-SZ Condition: PEAK_74 3m HF_ANT_3117(119436) VERTICAL : RBW:1000.000kHz VBW:3000.000kHz Mode : 8 Setting : 2M Plane : Y with Accessories : 861585060047220/861585060047238 1 2402.00 91.62 ------ ------ 86.78 33.35 5.37 33.88 100 0 PEAK
Avg	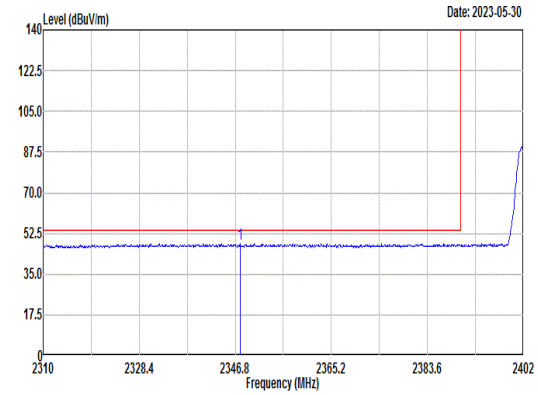 Site : 03CH04-SZ Condition: AVG_BE_54 3m HF_ANT_3117(119436) VERTICAL : RBW:1000.000kHz VBW:10.000kHz Mode : 8 Setting : 2M Plane : Y with Accessories : 861585060047220/861585060047238 1 2347.72 48.12 54.00 -5.88 43.47 33.20 5.32 33.87 100 0 AVERAGE	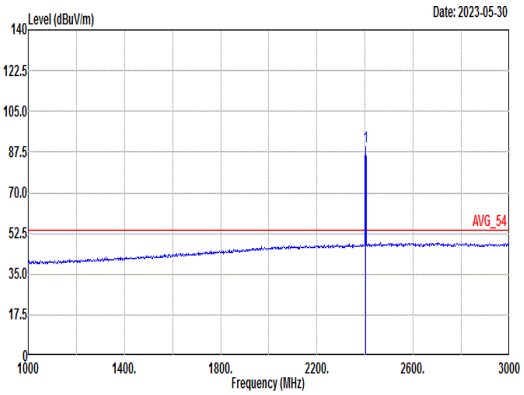 Site : 03CH04-SZ Condition: AVG_54 3m HF_ANT_3117(119436) VERTICAL : RBW:1000.000kHz VBW:10.000kHz Mode : 8 Setting : 2M Plane : Y with Accessories : 861585060047220/861585060047238 1 2402.00 89.71 ------ ------ 84.87 33.35 5.37 33.88 100 0 AVERAGE

Mode	8	
	Harmonic	
	2400-2483.5_Bluetooth-LE _CH00_2402MHz	
ANT	17	
Pol.	Horizontal	Vertical
Peak Avg	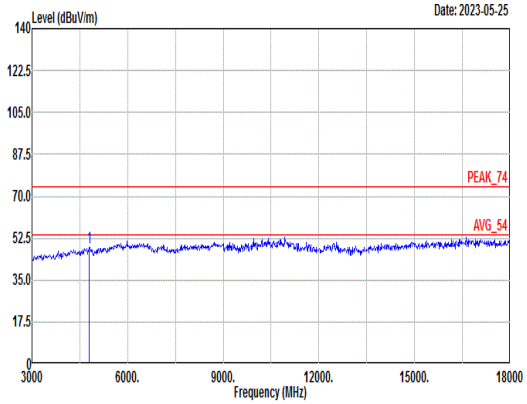 Site : 03CH04-SZ Condition: PEAK_74 3m HF_ANT_3117(119436) HORIZONTAL Mode : 8 Setting : Default Plane : Y with Accessories : 861585060047220/861585060047238 Freq Level Limit Line Margin Read Level Ant Factor Cable Loss Preamp Factor APos TPos Remark MHz dBuV/m dBuV/m dB dBuV dB/m dB dB cm deg 1 4804.00 48.55 74.00 -25.45 53.29 36.08 8.94 49.76 --- --- Peak	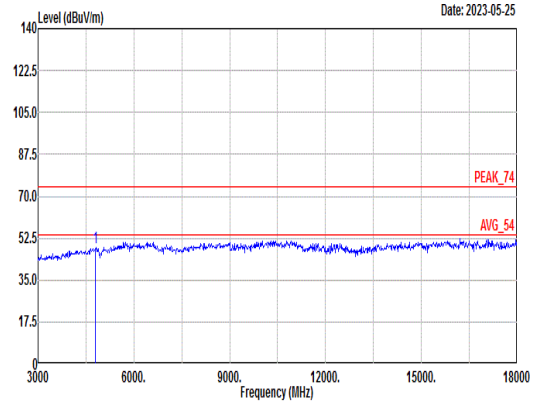 Site : 03CH04-SZ Condition: PEAK_74 3m HF_ANT_3117(119436) VERTICAL Mode : 8 Setting : Default Plane : Y with Accessories : 861585060047220/861585060047238 Freq Level Limit Line Margin Read Level Ant Factor Cable Loss Preamp Factor APos TPos Remark MHz dBuV/m dBuV/m dB dBuV dB/m dB dB cm deg 1 4804.00 48.86 74.00 -25.14 53.60 36.08 8.94 49.76 --- --- Peak

Mode	9	
	Harmonic	
	2400-2483.5_Bluetooth-LE _CH19_2440MHz	
ANT	17	
Pol.	Horizontal	Vertical
Peak Avg	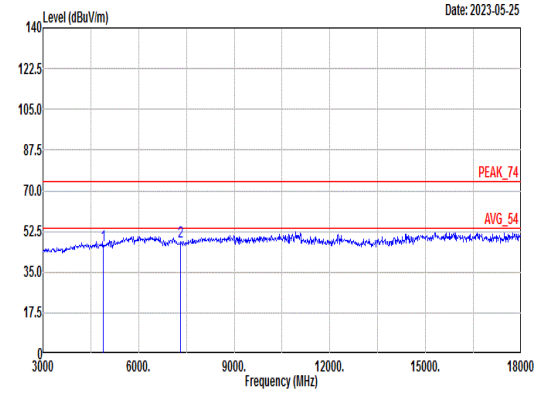 Site : 03CH04-SZ Condition: PEAK_74 3m HF_ANT_3117(119436) HORIZONTAL Mode : 9 Setting : Default Plane : Y with Accessories : 861585060047220/861585060047238 Freq Level Limit Line Margin Read Level Ant Factor Cable Loss Preamp Factor APos TPos Remark MHz dBuV/m dBuV/m dB dBuV dB/m dB dB cm deg 1 4880.00 46.75 74.00 -27.25 51.69 36.13 8.71 49.78 --- --- Peak 2 7320.00 47.96 74.00 -26.04 50.27 36.20 10.18 48.69 --- --- Peak	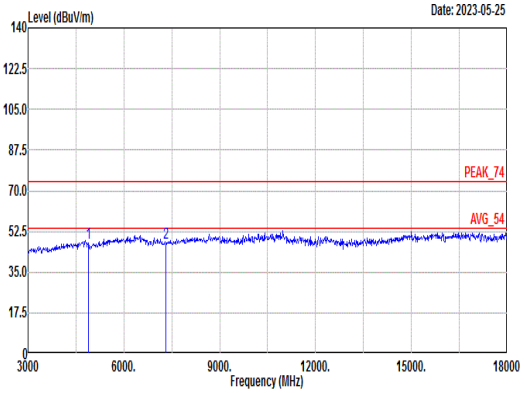 Site : 03CH04-SZ Condition: PEAK_74 3m HF_ANT_3117(119436) VERTICAL Mode : 9 Setting : Default Plane : Y with Accessories : 861585060047220/861585060047238 Freq Level Limit Line Margin Read Level Ant Factor Cable Loss Preamp Factor APos TPos Remark MHz dBuV/m dBuV/m dB dBuV dB/m dB dB cm deg 1 4880.00 47.58 74.00 -26.42 52.52 36.13 8.71 49.78 --- --- Peak 2 7320.00 47.77 74.00 -26.23 50.08 36.20 10.18 48.69 --- --- Peak

Mode	10	
	Band Edge	
	2400-2483.5_Bluetooth-LE _CH39_2480MHz	
ANT	17	
Pol.	Horizontal	Fundamental
Peak	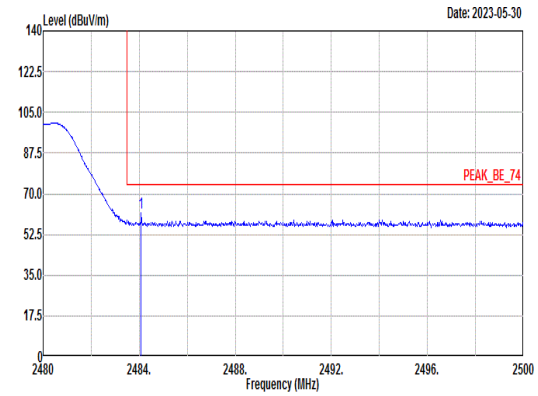 Site : 03CH04-SZ Condition: PEAK_BE_74 3m HF_ANT_3117(119436) HORIZONTAL : RBW:1000.000kHz VBW:3000.000kHz Mode : 10 Setting : 2M Plane : Y with Accessories : 861585060047220/861585060047238 1 2484.08 61.85 74.00 -12.15 56.73 33.56 5.46 33.90 198 360 PEAK	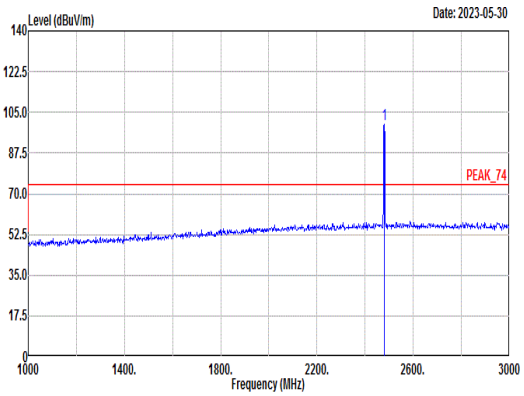 Site : 03CH04-SZ Condition: PEAK_74 3m HF_ANT_3117(119436) HORIZONTAL : RBW:1000.000kHz VBW:3000.000kHz Mode : 10 Setting : 2M Plane : Y with Accessories : 861585060047220/861585060047238 1 2480.00 100.03 ------ ------ 94.92 33.55 5.46 33.90 198 360 PEAK
Avg	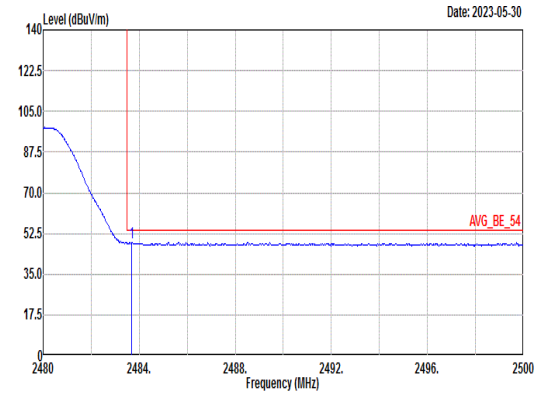 Site : 03CH04-SZ Condition: AVG_BE_54 3m HF_ANT_3117(119436) HORIZONTAL : RBW:1000.000kHz VBW:10.000kHz Mode : 10 Setting : 2M Plane : Y with Accessories : 861585060047220/861585060047238 1 2483.68 48.84 54.00 -5.16 43.72 33.56 5.46 33.90 198 360 AVERAGE	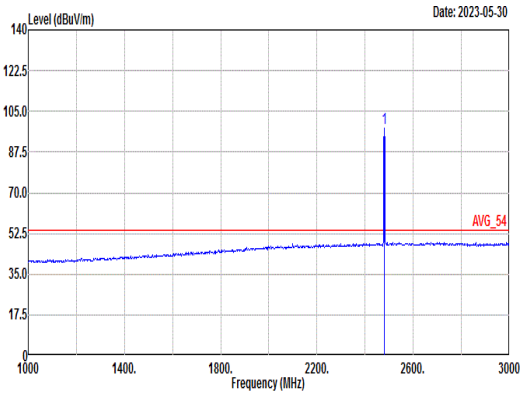 Site : 03CH04-SZ Condition: AVG_54 3m HF_ANT_3117(119436) HORIZONTAL : RBW:1000.000kHz VBW:10.000kHz Mode : 10 Setting : 2M Plane : Y with Accessories : 861585060047220/861585060047238 1 2480.00 97.93 ------ ------ 92.82 33.55 5.46 33.90 198 360 AVERAGE

Mode	10	
	Band Edge	
	2400-2483.5_Bluetooth-LE _CH39_2480MHz	
ANT	17	
Pol.	Vertical	Fundamental
Peak	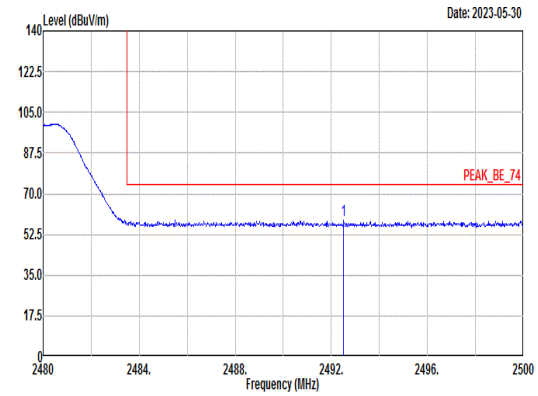 Site : 03CH04-SZ Condition: PEAK_BE_74 3m HF_ANT_3117(119436) VERTICAL : RBW:1000.000kHz VBW:3000.000kHz Mode : 10 Setting : 2M Plane : Y with Accessories : 861585060047220/861585060047238 1 2492.52 58.50 74.00 -15.50 53.35 33.58 5.47 33.90 182 308 PEAK	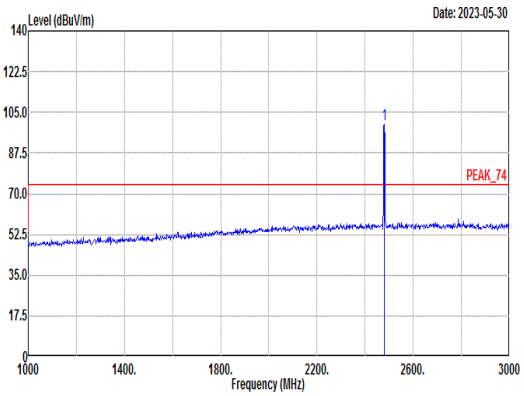 Site : 03CH04-SZ Condition: PEAK_74 3m HF_ANT_3117(119436) VERTICAL : RBW:1000.000kHz VBW:3000.000kHz Mode : 10 Setting : 2M Plane : Y with Accessories : 861585060047220/861585060047238 1 2480.00 99.79 ------ ------ 94.68 33.55 5.46 33.90 182 308 PEAK
Avg	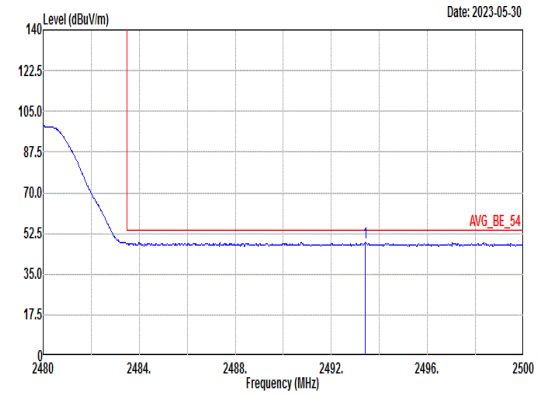 Site : 03CH04-SZ Condition: AVG_BE_54 3m HF_ANT_3117(119436) VERTICAL : RBW:1000.000kHz VBW:10.000kHz Mode : 10 Setting : 2M Plane : Y with Accessories : 861585060047220/861585060047238 1 2493.42 48.50 54.00 -5.50 43.35 33.58 5.47 33.90 182 308 AVERAGE	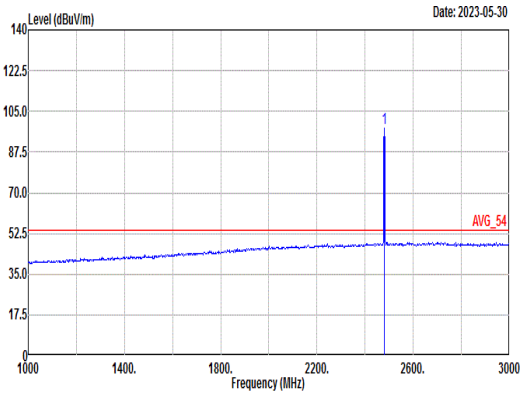 Site : 03CH04-SZ Condition: AVG_54 3m HF_ANT_3117(119436) VERTICAL : RBW:1000.000kHz VBW:10.000kHz Mode : 10 Setting : 2M Plane : Y with Accessories : 861585060047220/861585060047238 1 2480.00 97.71 ------ ------ 92.60 33.55 5.46 33.90 182 308 AVERAGE

Mode	10	
	Harmonic	
	2400-2483.5_Bluetooth-LE _CH39_2480MHz	
ANT	17	
Pol.	Horizontal	Vertical
Peak Avg	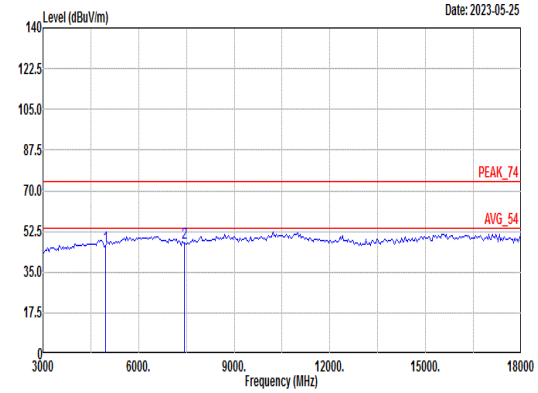 Site : 03CH04-SZ Condition: PEAK_74 3m HF_ANT_3117(119436) HORIZONTAL Mode : 10 Setting : Default Plane : Y with Accessories : 861585060047220/861585060047238 Freq Level Limit Line Margin Read Level Ant Factor Cable Loss Preamp Factor APos TPos Remark MHz dBuV/m dBuV/m dB dBuV dB/m dB dB cm deg 1 4960.00 45.87 74.00 -28.13 53.48 33.72 8.46 49.79 --- --- Peak 2 7440.00 47.72 74.00 -26.28 50.35 35.70 10.17 48.50 --- --- Peak	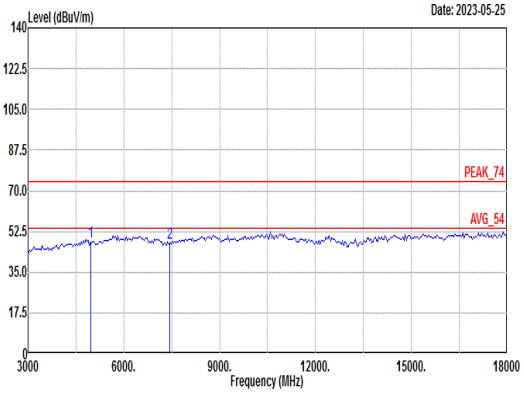 Site : 03CH04-SZ Condition: PEAK_74 3m HF_ANT_3117(119436) VERTICAL Mode : 10 Setting : Default Plane : Y with Accessories : 861585060047220/861585060047238 Freq Level Limit Line Margin Read Level Ant Factor Cable Loss Preamp Factor APos TPos Remark MHz dBuV/m dBuV/m dB dBuV dB/m dB dB cm deg 1 4960.00 47.91 74.00 -26.09 55.52 33.72 8.46 49.79 --- --- Peak 2 7440.00 47.56 74.00 -26.44 50.19 35.70 10.17 48.50 --- --- Peak

Mode	11	
	LF	
	2400-2483.5_Bluetooth-LE _CH00_2402MHz	
ANT	17	
Pol.	Horizontal	Vertical
QP/ Peak	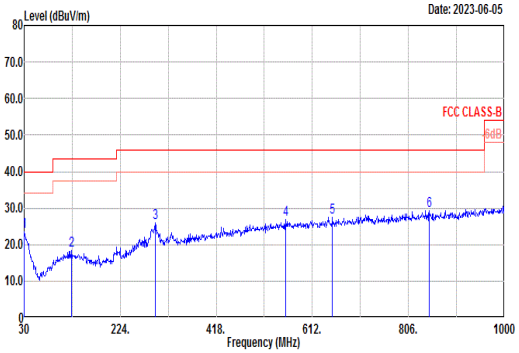 Site : 03CH04-SZ Condition: FCC CLASS-B 3m LF_ANT35408 HORIZONTAL Mode : 11 Setting : Default Plane : Y with Accessories : 861585060047220/861585060047238 1 30.00 23.64 40.00 -16.36 30.11 24.90 0.53 31.90 --- --- Peak 2 126.03 18.37 43.50 -25.13 31.00 17.81 1.15 31.59 --- --- Peak 3 294.81 25.84 46.00 -20.16 35.91 19.25 1.79 31.11 --- --- Peak 4 557.68 26.98 46.00 -19.02 31.05 24.37 2.48 30.92 --- --- Peak 5 652.74 27.39 46.00 -18.61 30.72 24.96 2.66 30.95 --- --- Peak 6 848.68 29.32 46.00 -16.68 30.72 26.55 3.05 31.00 --- --- Peak	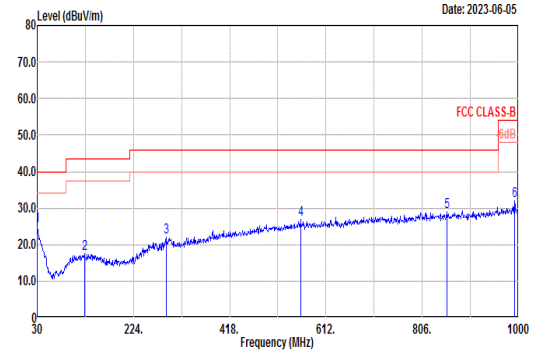 Site : 03CH04-SZ Condition: FCC CLASS-B 3m LF_ANT35408 VERTICAL Mode : 11 Setting : Default Plane : Y with Accessories : 861585060047220/861585060047238 1 30.00 25.18 40.00 -14.82 31.65 24.90 0.53 31.90 --- --- Peak 2 125.06 17.46 43.50 -26.04 30.09 17.83 1.14 31.60 --- --- Peak 3 289.96 21.90 46.00 -24.10 32.05 19.20 1.77 31.12 --- --- Peak 4 560.59 26.74 46.00 -19.26 30.78 24.40 2.48 30.92 --- --- Peak 5 856.44 29.03 46.00 -16.97 30.41 26.57 3.06 31.01 --- --- Peak 6 992.24 31.94 54.00 -22.06 31.66 27.53 3.30 30.55 --- --- Peak

Mode	16	
	Band Edge	
	2400-2483.5_Bluetooth-LE _CH00_2402MHz	
ANT	6	
Pol.	Horizontal	Fundamental
Peak	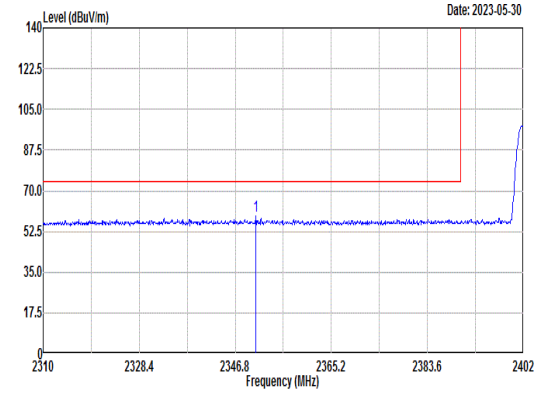 Site : 03CH04-SZ Condition: PEAK_BE_74 3m HF_ANT_3117(119436) HORIZONTAL : RBW:1000.000kHz VBW:3000.000kHz Mode : 16 Setting : 125kbps Plane : Y with Accessories : 861585060047220/861585060047238 1 2350.76 58.98 74.00 -15.02 54.31 33.21 5.33 33.87 396 30 PEAK	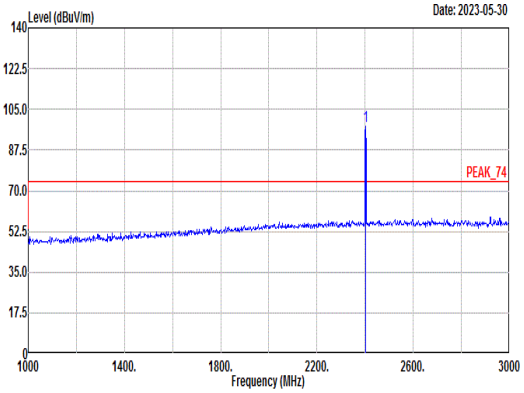 Site : 03CH04-SZ Condition: PEAK_74 3m HF_ANT_3117(119436) HORIZONTAL : RBW:1000.000kHz VBW:3000.000kHz Mode : 16 Setting : 125kbps Plane : Y with Accessories : 861585060047220/861585060047238 1 2402.00 97.74 ------ ------ 92.90 33.35 5.37 33.88 396 30 PEAK
Avg	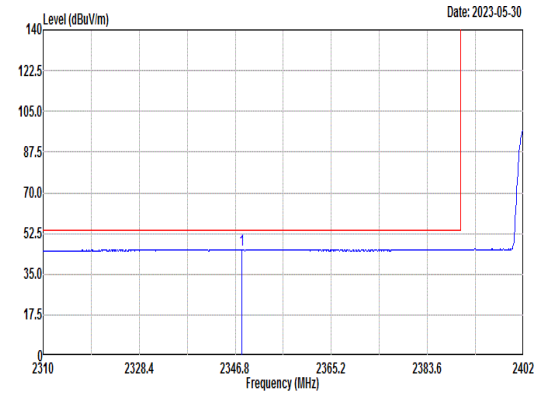 Site : 03CH04-SZ Condition: AVG_BE_54 3m HF_ANT_3117(119436) HORIZONTAL : RBW:1000.000kHz VBW:1.000kHz Mode : 16 Setting : 125kbps Plane : Y with Accessories : 861585060047220/861585060047238 1 2348.09 45.63 54.00 -8.37 40.97 33.21 5.32 33.87 396 30 AVERAGE	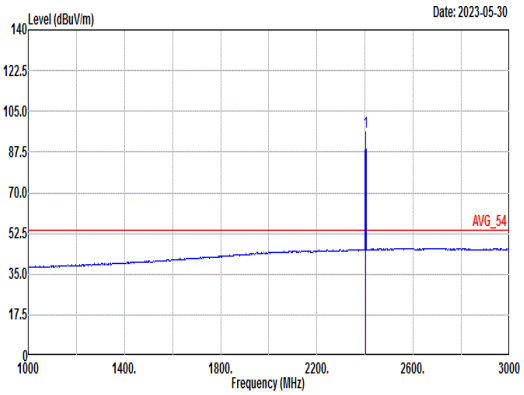 Site : 03CH04-SZ Condition: AVG_54 3m HF_ANT_3117(119436) HORIZONTAL : RBW:1000.000kHz VBW:1.000kHz Mode : 16 Setting : 125kbps Plane : Y with Accessories : 861585060047220/861585060047238 1 2402.00 96.33 ------ ------ 91.49 33.35 5.37 33.88 396 30 AVERAGE

Mode	16	
	Band Edge	
	2400-2483.5_Bluetooth-LE _CH00_2402MHz	
ANT	6	
Pol.	Vertical	Fundamental
Peak	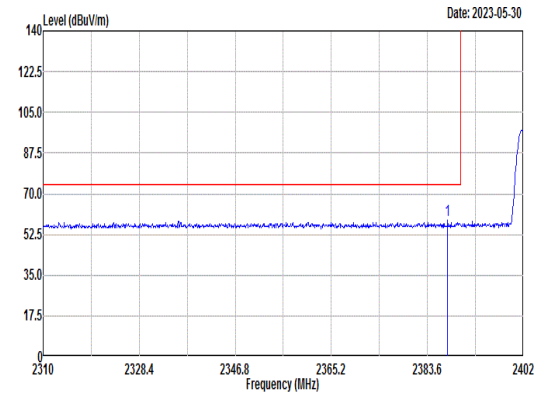 Site : 03CH04-SZ Condition: PEAK_BE_74 3m HF_ANT_3117(119436) VERTICAL : RBW:1000.000kHz VBW:3000.000kHz Mode : 16 Setting : 125kbps Plane : Y with Accessories : 861585060047220/861585060047238 1 2387.46 58.77 74.00 -15.23 53.98 33.31 5.36 33.88 300 296 PEAK	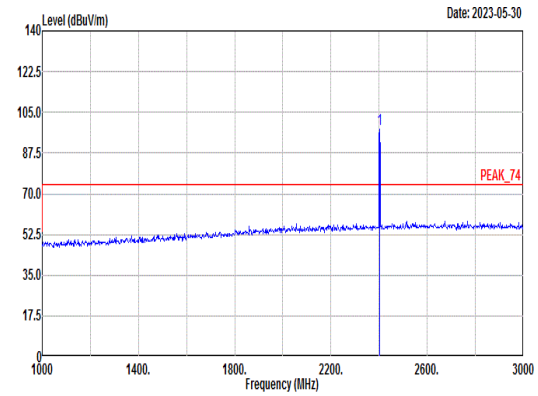 Site : 03CH04-SZ Condition: PEAK_74 3m HF_ANT_3117(119436) VERTICAL : RBW:1000.000kHz VBW:3000.000kHz Mode : 16 Setting : 125kbps Plane : Y with Accessories : 861585060047220/861585060047238 1 2402.00 97.51 ------ ------ 92.67 33.35 5.37 33.88 300 296 PEAK
Avg	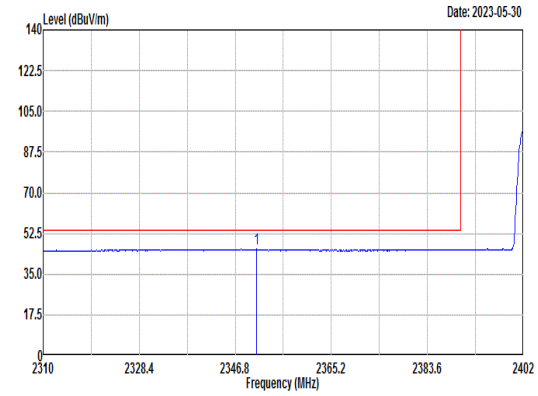 Site : 03CH04-SZ Condition: AVG_BE_54 3m HF_ANT_3117(119436) VERTICAL : RBW:1000.000kHz VBW:1.000kHz Mode : 16 Setting : 125kbps Plane : Y with Accessories : 861585060047220/861585060047238 1 2350.85 45.81 54.00 -8.19 41.14 33.21 5.33 33.87 300 296 AVERAGE	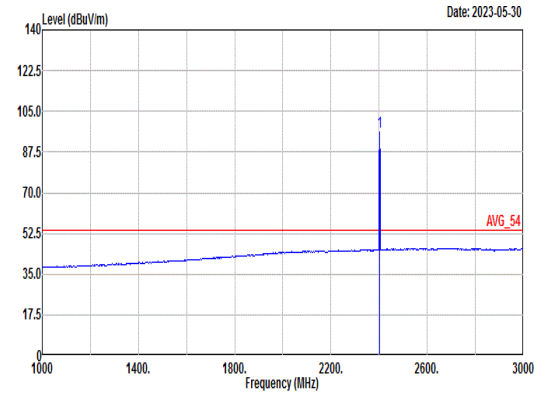 Site : 03CH04-SZ Condition: AVG_54 3m HF_ANT_3117(119436) VERTICAL : RBW:1000.000kHz VBW:1.000kHz Mode : 16 Setting : 125kbps Plane : Y with Accessories : 861585060047220/861585060047238 1 2402.00 96.40 ------ ------ 91.56 33.35 5.37 33.88 300 296 AVERAGE

Mode	16	
	Harmonic	
	2400-2483.5_Bluetooth-LE _CH00_2402MHz	
ANT	6	
Pol.	Horizontal	Vertical
Peak Avg	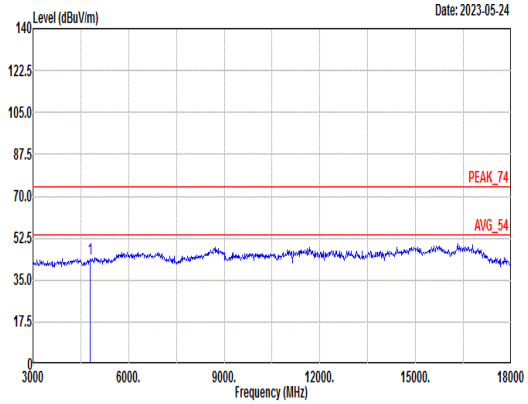 Site : 03CH04-SZ Condition: PEAK_74 3m HF_ANT_3117_0107 HORIZONTAL Mode : 16 Setting : Default Plane : Y with Accessories : 861585060047220/861585060047238 Freq Level Limit Line Over Limit Read Level Ant Factor Cable Loss Preamp Factor APos TPos Remark MHz dBuV/m dBuV/m dB dBuV dB/m dB dB cm deg 1 4804.00 43.60 74.00 -30.40 57.62 34.42 9.46 57.90 --- --- Peak	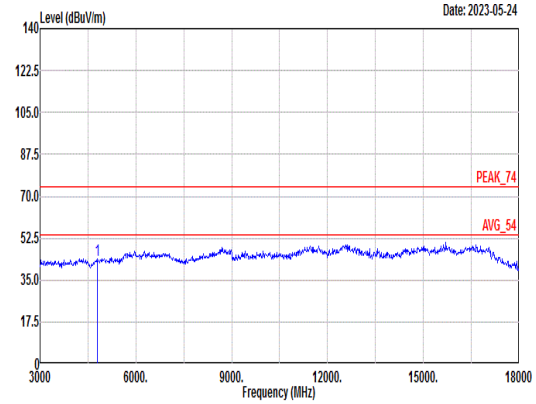 Site : 03CH04-SZ Condition: PEAK_74 3m HF_ANT_3117_0107 VERTICAL Mode : 16 Setting : Default Plane : Y with Accessories : 861585060047220/861585060047238 Freq Level Limit Line Over Limit Read Level Ant Factor Cable Loss Preamp Factor APos TPos Remark MHz dBuV/m dBuV/m dB dBuV dB/m dB dB cm deg 1 4804.00 43.53 74.00 -30.47 57.55 34.42 9.46 57.90 --- --- Peak

Mode	17	
	Harmonic	
	2400-2483.5_Bluetooth-LE _CH19_2440MHz	
ANT	6	
Pol.	Horizontal	Vertical
Peak Avg	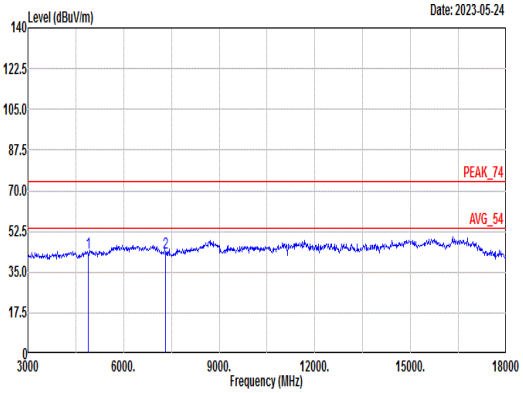 Site : 03CH04-SZ Condition: PEAK_74 3m HF_ANT_3117_0107 HORIZONTAL Mode : 17 Setting : Default Plane : Y with Accessories : 861585060047220/861585060047238 Freq Level Limit Line Over Limit Read Level Ant Factor Cable Loss Preamp Factor APos TPos Remark MHz dBuV/m dBuV/m dB dBuV dB/m dB dB cm deg 1 4880.00 43.41 74.00 -30.59 57.43 34.37 9.51 57.90 --- --- Peak 2 7320.00 43.37 74.00 -30.63 55.60 36.04 11.24 59.51 --- --- Peak	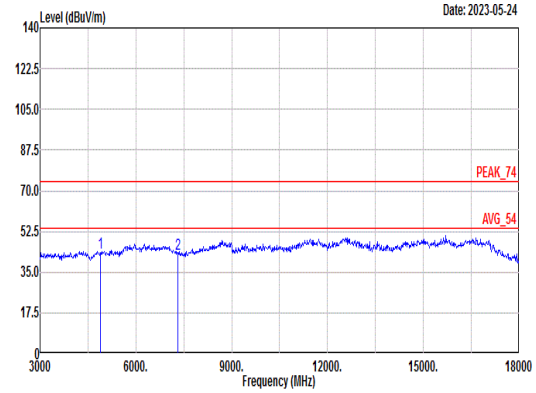 Site : 03CH04-SZ Condition: PEAK_74 3m HF_ANT_3117_0107 VERTICAL Mode : 17 Setting : Default Plane : Y with Accessories : 861585060047220/861585060047238 Freq Level Limit Line Over Limit Read Level Ant Factor Cable Loss Preamp Factor APos TPos Remark MHz dBuV/m dBuV/m dB dBuV dB/m dB dB cm deg 1 4880.00 43.49 74.00 -30.51 57.51 34.37 9.51 57.90 --- --- Peak 2 7320.00 43.01 74.00 -30.99 55.24 36.04 11.24 59.51 --- --- Peak

Mode	18	
	Band Edge	
	2400-2483.5_Bluetooth-LE _CH39_2480MHz	
ANT	6	
Pol.	Horizontal	Fundamental
Peak	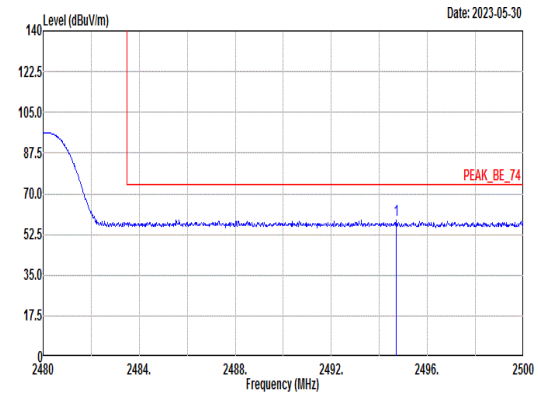 Site : 03CH04-SZ Condition: PEAK_BE_74 3m HF_ANT_3117(119436) HORIZONTAL : RBW:1000.000kHz VBW:3000.000kHz Mode : 18 Setting : 125kbps Plane : Y with Accessories : 861585060047220/861585060047238 Freq Level Limit Line Margin Read Level Ant Factor Cable Loss Preamp Factor APos TPos Remark MHz dBuV/m dBuV/m dBuV dB/m dB dB cm deg 1 2494.70 58.77 74.00 -15.23 53.61 33.59 5.47 33.90 359 0 PEAK	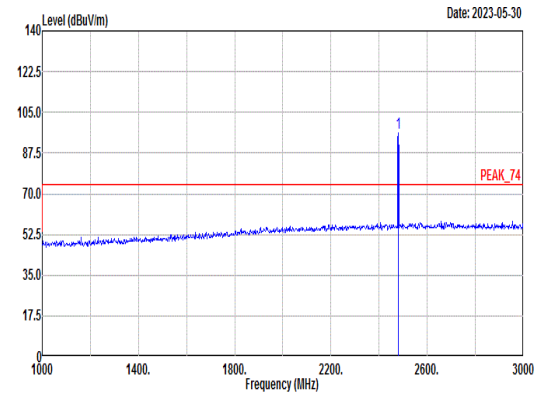 Site : 03CH04-SZ Condition: PEAK_74 3m HF_ANT_3117(119436) HORIZONTAL : RBW:1000.000kHz VBW:3000.000kHz Mode : 18 Setting : 125kbps Plane : Y with Accessories : 861585060047220/861585060047238 Freq Level Limit Line Margin (dB) Read Level Ant Factor Cable Loss Preamp Factor APos TPos Remark MHz dBuV/m dBuV/m dBuV dB/m dB dB cm deg 1 2480.00 96.23 ------ ------ 91.12 33.55 5.46 33.90 359 0 PEAK
Avg	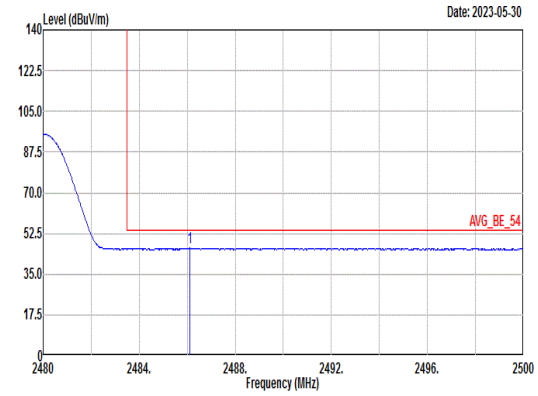 Site : 03CH04-SZ Condition: AVG_BE_54 3m HF_ANT_3117(119436) HORIZONTAL : RBW:1000.000kHz VBW:1.000kHz Mode : 18 Setting : 125kbps Plane : Y with Accessories : 861585060047220/861585060047238 Freq Level Limit Line Margin Read Level Ant Factor Cable Loss Preamp Factor APos TPos Remark MHz dBuV/m dBuV/m dBuV dB/m dB dB cm deg 1 2486.10 46.24 54.00 -7.76 41.12 33.56 5.46 33.90 359 0 AVERAGE	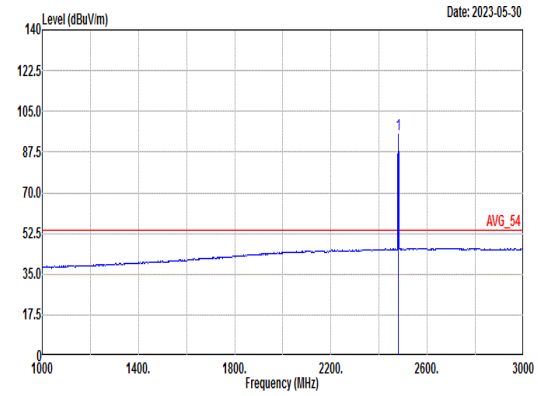 Site : 03CH04-SZ Condition: AVG_54 3m HF_ANT_3117(119436) HORIZONTAL : RBW:1000.000kHz VBW:1.000kHz Mode : 18 Setting : 125kbps Plane : Y with Accessories : 861585060047220/861585060047238 Freq Level Limit Line Margin (dB) Read Level Ant Factor Cable Loss Preamp Factor APos TPos Remark MHz dBuV/m dBuV/m dBuV dB/m dB dB cm deg 1 2480.00 94.92 ------ ------ 89.81 33.55 5.46 33.90 359 0 AVERAGE

Mode	18	
	Band Edge	
	2400-2483.5_Bluetooth-LE _CH39_2480MHz	
ANT	6	
Pol.	Vertical	Fundamental
Peak	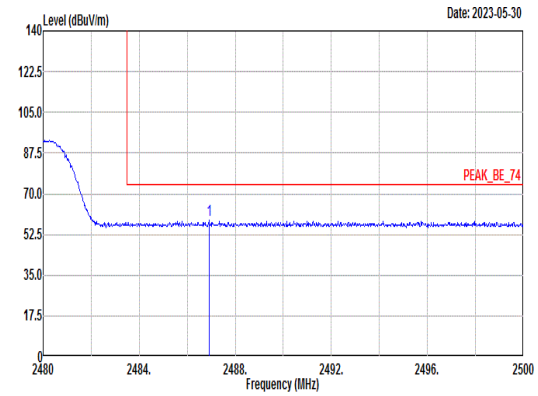 Site : 03CH04-SZ Condition: PEAK_BE_74 3m HF_ANT_3117(119436) VERTICAL : RBW:1000.000kHz VBW:3000.000kHz Mode : 18 Setting : 125kbps Plane : Y with Accessories : 861585060047220/861585060047238 Freq Level Limit Line Margin Read Level Ant Factor Cable Loss Preamp Factor APos TPos Remark MHz dBuV/m dBuV/m dBuV dB/m dB dB cm deg 1 2486.90 58.52 74.00 -15.48 53.39 33.57 5.46 33.90 100 293 PEAK	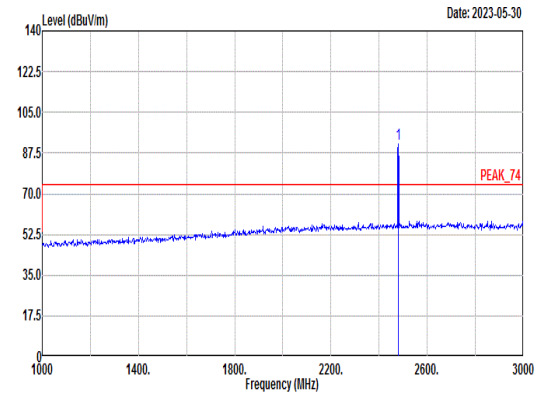 Site : 03CH04-SZ Condition: PEAK_74 3m HF_ANT_3117(119436) VERTICAL : RBW:1000.000kHz VBW:3000.000kHz Mode : 18 Setting : 125kbps Plane : Y with Accessories : 861585060047220/861585060047238 Freq Level Limit Line Margin (dB) Read Level Ant Factor Cable Loss Preamp Factor APos TPos Remark MHz dBuV/m dBuV/m dBuV dB/m dB dB cm deg 1 2480.00 91.52 ------ ------ 86.41 33.55 5.46 33.90 100 293 PEAK
Avg	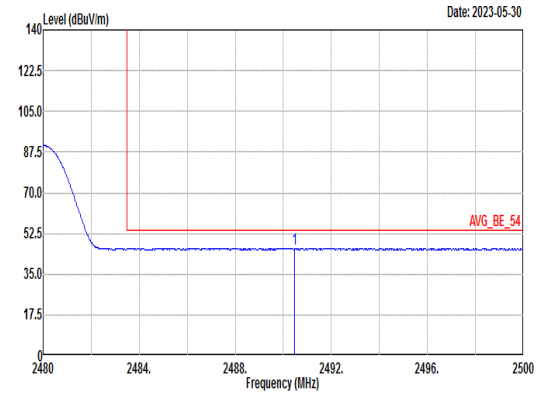 Site : 03CH04-SZ Condition: AVG_BE_54 3m HF_ANT_3117(119436) VERTICAL : RBW:1000.000kHz VBW:1.000kHz Mode : 18 Setting : 125kbps Plane : Y with Accessories : 861585060047220/861585060047238 Freq Level Limit Line Margin Read Level Ant Factor Cable Loss Preamp Factor APos TPos Remark MHz dBuV/m dBuV/m dBuV dB/m dB dB cm deg 1 2490.48 46.17 54.00 -7.83 41.02 33.58 5.47 33.90 100 293 AVERAGE	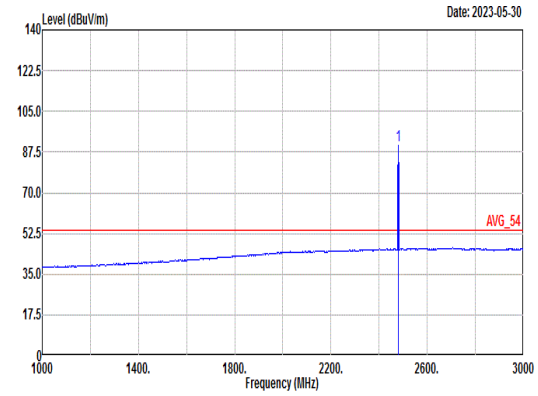 Site : 03CH04-SZ Condition: AVG_54 3m HF_ANT_3117(119436) VERTICAL : RBW:1000.000kHz VBW:1.000kHz Mode : 18 Setting : 125kbps Plane : Y with Accessories : 861585060047220/861585060047238 Freq Level Limit Line Margin (dB) Read Level Ant Factor Cable Loss Preamp Factor APos TPos Remark MHz dBuV/m dBuV/m dBuV dB/m dB dB cm deg 1 2480.00 90.19 ------ ------ 85.08 33.55 5.46 33.90 100 293 AVERAGE

Mode	18	
	Harmonic	
	2400-2483.5_Bluetooth-LE _CH39_2480MHz	
ANT	6	
Pol.	Horizontal	Vertical
Peak Avg	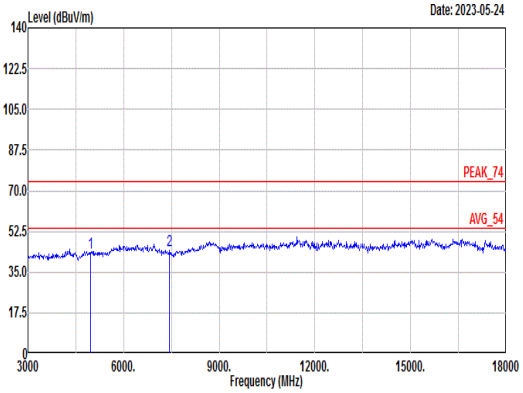 Site : 03CH04-SZ Condition: PEAK_74 3m HF_ANT_3117_0107 HORIZONTAL Mode : 18 Setting : Default Plane : Y with Accessories : 861585060047220/861585060047238 Freq Level Limit Line Over Limit Read Level Ant Factor Cable Loss Preamp Factor APos TPos Remark MHz dBuV/m dBuV/m dB dBuV dB/m dB dB cm deg 1 4960.00 43.47 74.00 -30.53 57.47 34.32 9.58 57.90 --- --- Peak 2 7440.00 44.34 74.00 -29.66 56.96 35.94 11.29 59.85 --- --- Peak	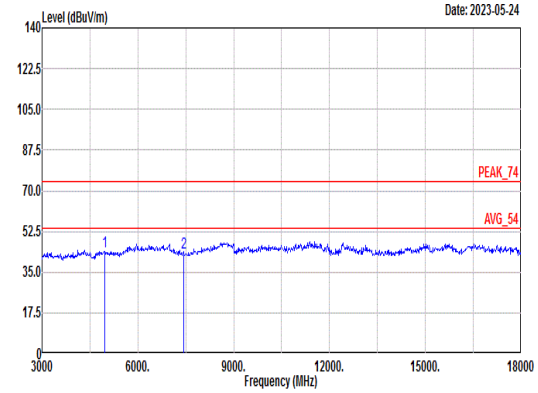 Site : 03CH04-SZ Condition: PEAK_74 3m HF_ANT_3117_0107 VERTICAL Mode : 18 Setting : Default Plane : Y with Accessories : 861585060047220/861585060047238 Freq Level Limit Line Over Limit Read Level Ant Factor Cable Loss Preamp Factor APos TPos Remark MHz dBuV/m dBuV/m dB dBuV dB/m dB dB cm deg 1 4960.00 43.97 74.00 -30.03 57.97 34.32 9.58 57.90 --- --- Peak 2 7440.00 43.13 74.00 -30.87 55.75 35.94 11.29 59.85 --- --- Peak

Mode	19	
	Band Edge	
	2400-2483.5_Bluetooth-LE _CH00_2402MHz	
ANT	6	
Pol.	Horizontal	Fundamental
Peak	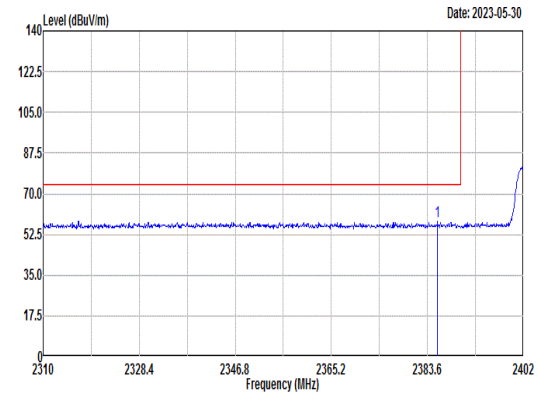 Site : 03CH04-SZ Condition: PEAK_BE_74 3m HF_ANT_3117(119436) HORIZONTAL : RBW:1000.000kHz VBW:3000.000kHz Mode : 19 Setting : 2M Plane : Y with Accessories : 861585060047220/861585060047238 Freq Level Limit Line Margin Read Level Ant Factor Cable Loss Preamp Factor APos TPos Remark MHz dBuV/m dBuV/m dBuV dB/m dB dB cm deg 1 2385.53 58.25 74.00 -15.75 53.48 33.30 5.35 33.88 100 314 PEAK	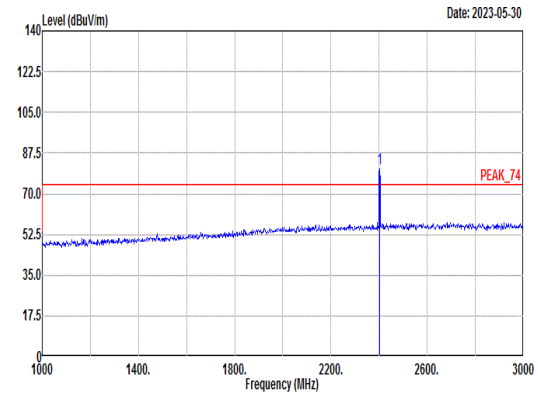 Site : 03CH04-SZ Condition: PEAK_74 3m HF_ANT_3117(119436) HORIZONTAL : RBW:1000.000kHz VBW:3000.000kHz Mode : 19 Setting : 2M Plane : Y with Accessories : 861585060047220/861585060047238 Freq Level Limit Line Margin (dB) Read Level Ant Factor Cable Loss Preamp Factor APos TPos Remark MHz dBuV/m dBuV/m dBuV dB/m dB dB cm deg 1 2402.00 80.94 ------ ------ 76.10 33.35 5.37 33.88 100 314 PEAK
Avg	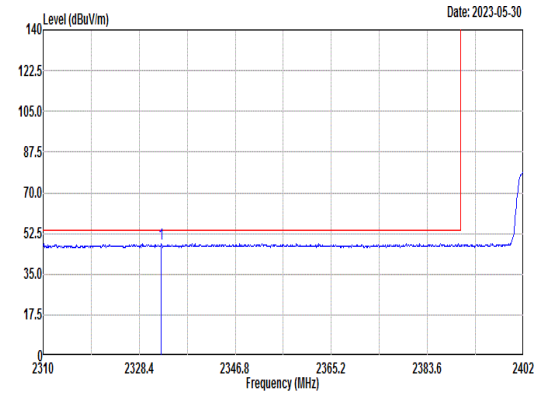 Site : 03CH04-SZ Condition: AVG_BE_54 3m HF_ANT_3117(119436) HORIZONTAL : RBW:1000.000kHz VBW:10.000kHz Mode : 19 Setting : 2M Plane : Y with Accessories : 861585060047220/861585060047238 Freq Level Limit Line Margin Read Level Ant Factor Cable Loss Preamp Factor APos TPos Remark MHz dBuV/m dBuV/m dBuV dB/m dB dB cm deg 1 2332.63 48.32 54.00 -5.68 43.72 33.16 5.31 33.87 100 314 AVERAGE	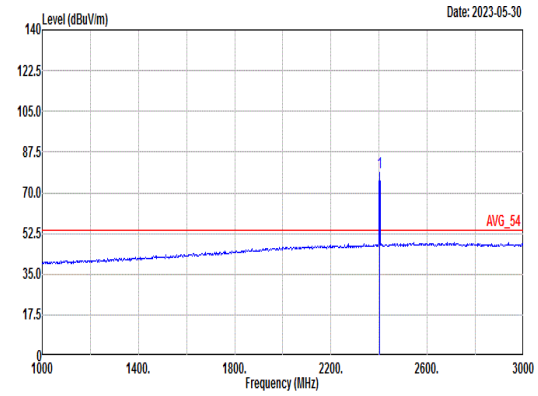 Site : 03CH04-SZ Condition: AVG_54 3m HF_ANT_3117(119436) HORIZONTAL : RBW:1000.000kHz VBW:10.000kHz Mode : 19 Setting : 2M Plane : Y with Accessories : 861585060047220/861585060047238 Freq Level Limit Line Margin (dB) Read Level Ant Factor Cable Loss Preamp Factor APos TPos Remark MHz dBuV/m dBuV/m dBuV dB/m dB dB cm deg 1 2402.00 78.66 ------ ------ 73.82 33.35 5.37 33.88 100 314 AVERAGE

Mode	19	
	Band Edge	
	2400-2483.5_Bluetooth-LE _CH00_2402MHz	
ANT	6	
Pol.	Vertical	Fundamental
Peak	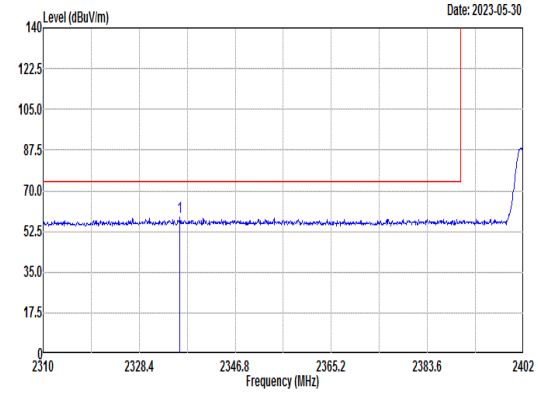 Site : 03CH04-SZ Condition: PEAK_BE_74 3m HF_ANT_3117(119436) VERTICAL : RBW:1000.000kHz VBW:3000.000kHz Mode : 19 Setting : 2M Plane : Y with Accessories : 861585060047220/861585060047238 1 2336.22 58.44 74.00 -15.56 53.83 33.17 5.31 33.87 100 360 PEAK	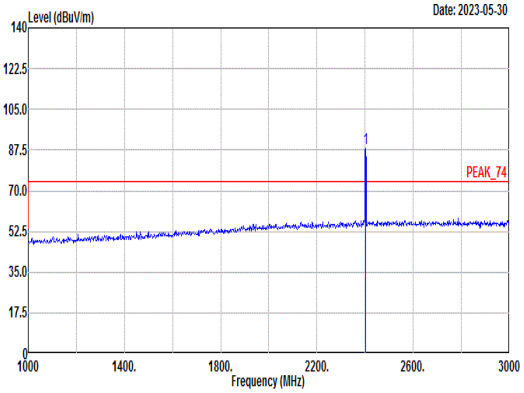 Site : 03CH04-SZ Condition: PEAK_74 3m HF_ANT_3117(119436) VERTICAL : RBW:1000.000kHz VBW:3000.000kHz Mode : 19 Setting : 2M Plane : Y with Accessories : 861585060047220/861585060047238 1 2402.00 88.41 ------ ------ 83.57 33.35 5.37 33.88 100 360 PEAK
Avg	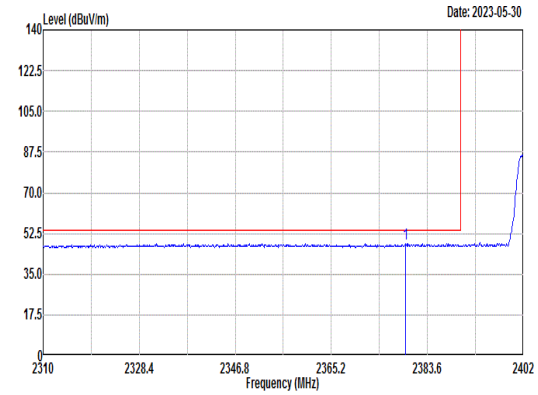 Site : 03CH04-SZ Condition: AVG_BE_54 3m HF_ANT_3117(119436) VERTICAL : RBW:1000.000kHz VBW:10.000kHz Mode : 19 Setting : 2M Plane : Y with Accessories : 861585060047220/861585060047238 1 2379.37 48.16 54.00 -5.84 43.40 33.29 5.35 33.88 100 360 AVERAGE	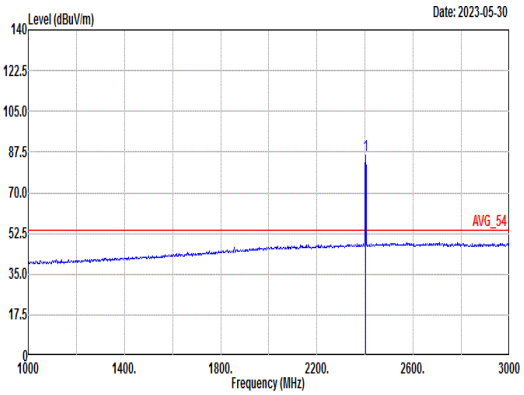 Site : 03CH04-SZ Condition: AVG_54 3m HF_ANT_3117(119436) VERTICAL : RBW:1000.000kHz VBW:10.000kHz Mode : 19 Setting : 2M Plane : Y with Accessories : 861585060047220/861585060047238 1 2402.00 86.02 ------ ------ 81.18 33.35 5.37 33.88 100 360 AVERAGE

Mode	19	
	Harmonic	
	2400-2483.5_Bluetooth-LE _CH00_2402MHz	
ANT	6	
Pol.	Horizontal	Vertical
Peak Avg	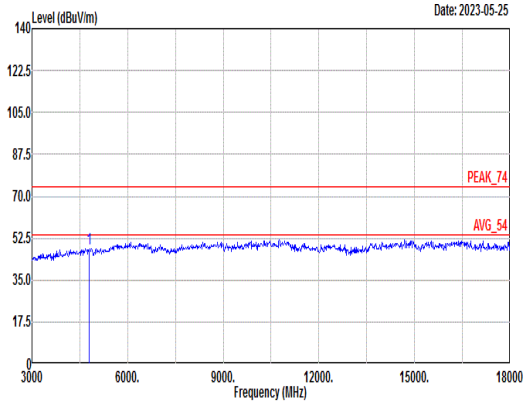 Site : 03CH04-SZ Condition: PEAK_74 3m HF_ANT_3117(119436) HORIZONTAL Mode : 19 Setting : Default Plane : Y with Accessories : 861585060047220/861585060047238 Freq Level Limit Line Margin Read Level Ant Factor Cable Loss Preamp Factor APos TPos Remark MHz dBuV/m dBuV/m dB dBuV dB/m dB dB cm deg 1 4804.00 47.98 74.00 -26.02 52.72 36.08 8.94 49.76 --- --- Peak	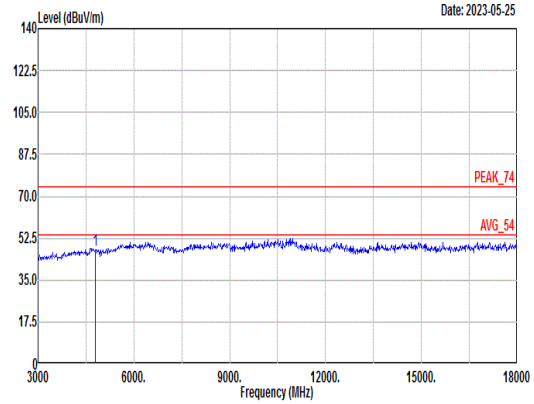 Site : 03CH04-SZ Condition: PEAK_74 3m HF_ANT_3117(119436) VERTICAL Mode : 19 Setting : Default Plane : Y with Accessories : 861585060047220/861585060047238 Freq Level Limit Line Margin Read Level Ant Factor Cable Loss Preamp Factor APos TPos Remark MHz dBuV/m dBuV/m dB dBuV dB/m dB dB cm deg 1 4804.00 47.68 74.00 -26.32 52.42 36.08 8.94 49.76 --- --- Peak

Mode	20	
	Harmonic	
	2400-2483.5_Bluetooth-LE _CH19_2440MHz	
ANT	6	
Pol.	Horizontal	Vertical
Peak Avg	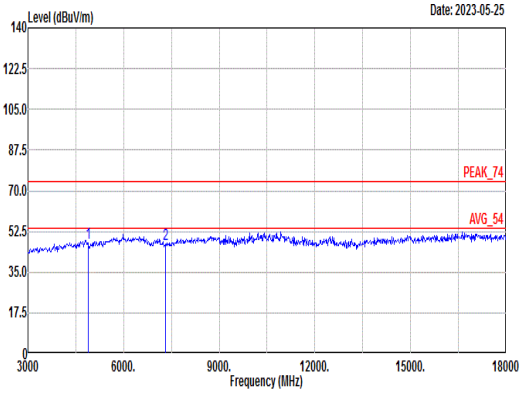 Site : 03CH04-SZ Condition: PEAK_74 3m HF_ANT_3117(119436) HORIZONTAL Mode : 20 Setting : Default Plane : Y with Accessories : 861585060047220/861585060047238 Freq Level Limit Line Margin Read Level Ant Factor Cable Loss Preamp Factor APos TPos Remark MHz dBuV/m dBuV/m dB dBuV dB/m dB dB cm deg 1 4880.00 47.66 74.00 -26.34 52.60 36.13 8.71 49.78 --- --- Peak 2 7320.00 47.11 74.00 -26.89 49.42 36.20 10.18 48.69 --- --- Peak	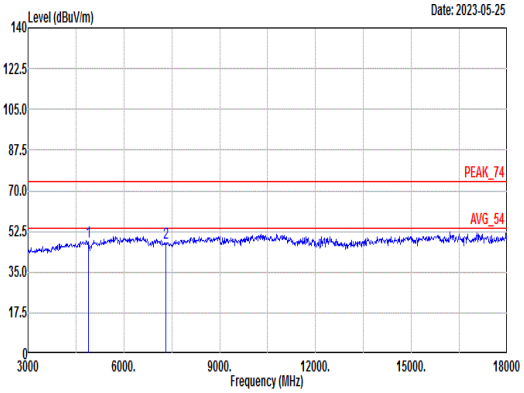 Site : 03CH04-SZ Condition: PEAK_74 3m HF_ANT_3117(119436) VERTICAL Mode : 20 Setting : Default Plane : Y with Accessories : 861585060047220/861585060047238 Freq Level Limit Line Margin Read Level Ant Factor Cable Loss Preamp Factor APos TPos Remark MHz dBuV/m dBuV/m dB dBuV dB/m dB dB cm deg 1 4880.00 48.20 74.00 -25.80 53.14 36.13 8.71 49.78 --- --- Peak 2 7320.00 47.64 74.00 -26.36 49.95 36.20 10.18 48.69 --- --- Peak

Mode	21	
	Band Edge	
	2400-2483.5_Bluetooth-LE _CH39_2480MHz	
ANT	6	
Pol.	Horizontal	Fundamental
Peak	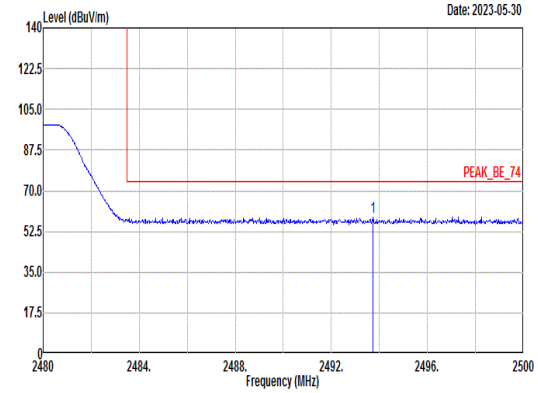 Site : 03CH04-SZ Condition: PEAK_BE_74 3m HF_ANT_3117(119436) HORIZONTAL : RBW:1000.000kHz VBW:3000.000kHz Mode : 21 Setting : 2M Plane : Y with Accessories : 861585060047220/861585060047238 Freq Level Limit Line Margin Read Level Ant Factor Cable Loss Preamp Factor APos TPos Remark MHz dBuV/m dBuV/m dBuV dB/m dB dB cm deg 1 2493.72 58.88 74.00 -15.12 53.73 33.58 5.47 33.90 400 10 PEAK	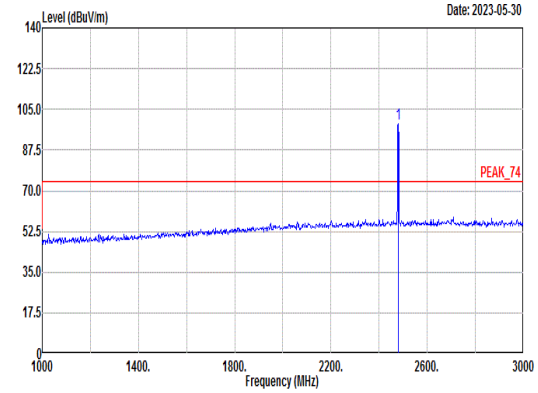 Site : 03CH04-SZ Condition: PEAK_74 3m HF_ANT_3117(119436) HORIZONTAL : RBW:1000.000kHz VBW:3000.000kHz Mode : 21 Setting : 2M Plane : Y with Accessories : 861585060047220/861585060047238 Freq Level Limit Line Margin (dB) Read Level Ant Factor Cable Loss Preamp Factor APos TPos Remark MHz dBuV/m dBuV/m dBuV dB/m dB dB cm deg 1 2480.00 98.91 ------ ------ 93.80 33.55 5.46 33.90 400 10 PEAK
Avg	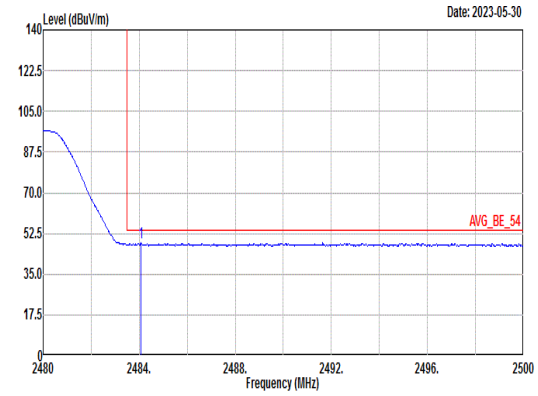 Site : 03CH04-SZ Condition: AVG_BE_54 3m HF_ANT_3117(119436) HORIZONTAL : RBW:1000.000kHz VBW:10.000kHz Mode : 21 Setting : 2M Plane : Y with Accessories : 861585060047220/861585060047238 Freq Level Limit Line Margin Read Level Ant Factor Cable Loss Preamp Factor APos TPos Remark MHz dBuV/m dBuV/m dBuV dB/m dB dB cm deg 1 2484.06 48.49 54.00 -5.51 43.37 33.56 5.46 33.90 400 10 AVERAGE	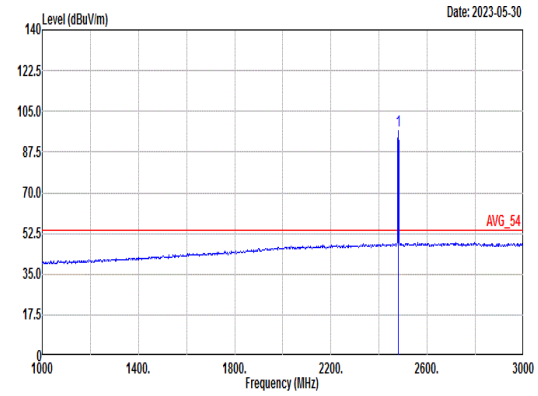 Site : 03CH04-SZ Condition: AVG_54 3m HF_ANT_3117(119436) HORIZONTAL : RBW:1000.000kHz VBW:10.000kHz Mode : 21 Setting : 2M Plane : Y with Accessories : 861585060047220/861585060047238 Freq Level Limit Line Margin (dB) Read Level Ant Factor Cable Loss Preamp Factor APos TPos Remark MHz dBuV/m dBuV/m dBuV dB/m dB dB cm deg 1 2480.00 96.76 ------ ------ 91.65 33.55 5.46 33.90 400 10 AVERAGE

Mode	21	
	Band Edge	
	2400-2483.5_Bluetooth-LE _CH39_2480MHz	
ANT	6	
Pol.	Vertical	Fundamental
Peak	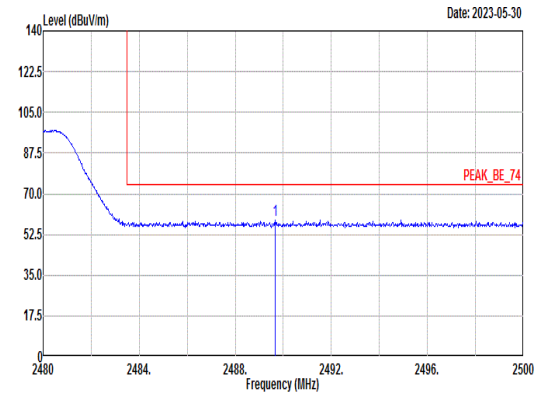 Site : 03CH04-SZ Condition: PEAK_BE_74 3m HF_ANT_3117(119436) VERTICAL : RBW:1000.000kHz VBW:3000.000kHz Mode : 21 Setting : 2M Plane : Y with Accessories : 861585060047220/861585060047238 Freq Level Limit Line Margin Read Level Ant Factor Cable Loss Preamp Factor APos TPos Remark MHz dBuV/m dBuV/m dBuV dB/m dB dB cm deg 1 2489.66 58.91 74.00 -15.09 53.77 33.57 5.47 33.90 291 0 PEAK	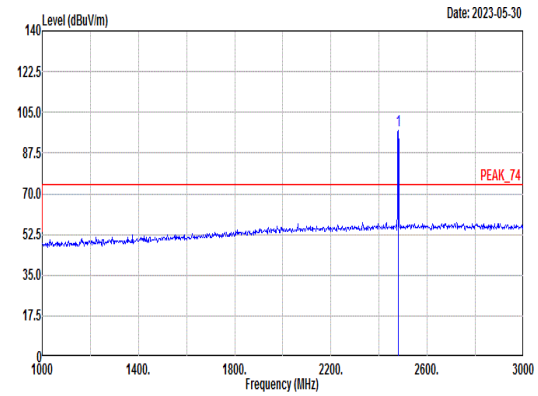 Site : 03CH04-SZ Condition: PEAK_74 3m HF_ANT_3117(119436) VERTICAL : RBW:1000.000kHz VBW:3000.000kHz Mode : 21 Setting : 2M Plane : Y with Accessories : 861585060047220/861585060047238 Freq Level Limit Line Margin (dB) Read Level Ant Factor Cable Loss Preamp Factor APos TPos Remark MHz dBuV/m dBuV/m ------ ------ dBuV dB/m dB dB cm deg 1 2480.00 97.07 ------ ------ 91.96 33.55 5.46 33.90 291 0 PEAK
Avg	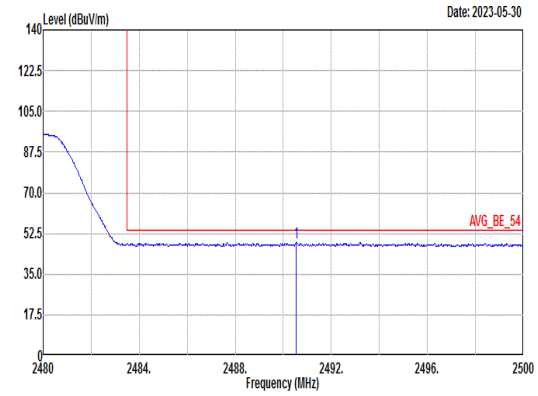 Site : 03CH04-SZ Condition: AVG_BE_54 3m HF_ANT_3117(119436) VERTICAL : RBW:1000.000kHz VBW:10.000kHz Mode : 21 Setting : 2M Plane : Y with Accessories : 861585060047220/861585060047238 Freq Level Limit Line Margin Read Level Ant Factor Cable Loss Preamp Factor APos TPos Remark MHz dBuV/m dBuV/m dBuV dB/m dB dB cm deg 1 2490.54 48.75 54.00 -5.25 43.60 33.58 5.47 33.90 291 0 AVERAGE	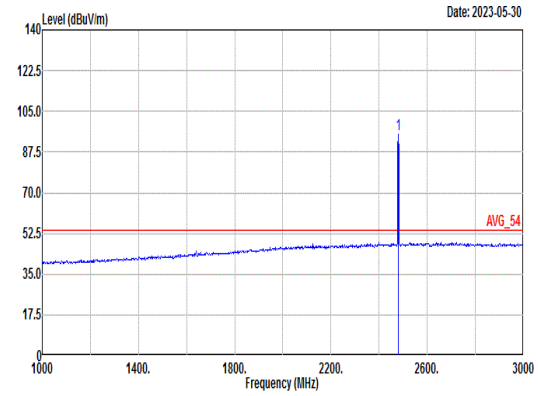 Site : 03CH04-SZ Condition: AVG_54 3m HF_ANT_3117(119436) VERTICAL : RBW:1000.000kHz VBW:10.000kHz Mode : 21 Setting : 2M Plane : Y with Accessories : 861585060047220/861585060047238 Freq Level Limit Line Margin (dB) Read Level Ant Factor Cable Loss Preamp Factor APos TPos Remark MHz dBuV/m dBuV/m ------ ------ dBuV dB/m dB dB cm deg 1 2480.00 95.02 ------ ------ 89.91 33.55 5.46 33.90 291 0 AVERAGE

Mode	21	
	Harmonic	
	2400-2483.5_Bluetooth-LE _CH39_2480MHz	
ANT	6	
Pol.	Horizontal	Vertical
Peak Avg	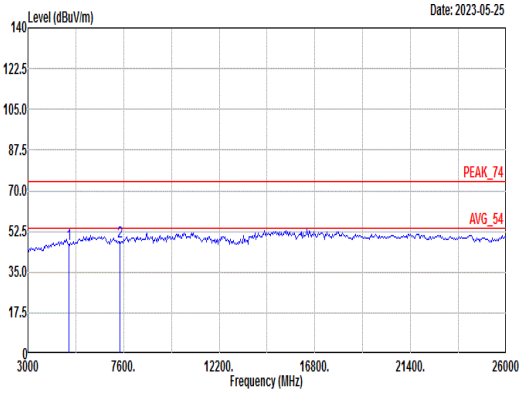 Site : 03CH04-SZ Condition: PEAK_74 3m HF_ANT_3117(119436) HORIZONTAL Mode : 21 Setting : Default Plane : Y with Accessories : 861585060047220/861585060047238 Freq Level Limit Line Margin Read Level Ant Factor Cable Loss Preamp Factor APos TPos Remark MHz dBuV/m dBuV/m dB dBuV dB/m dB dB cm deg 1 4960.00 46.93 74.00 -27.07 52.08 36.18 8.46 49.79 --- --- Peak 2 7440.00 48.17 74.00 -25.83 50.57 35.93 10.17 48.50 --- --- Peak	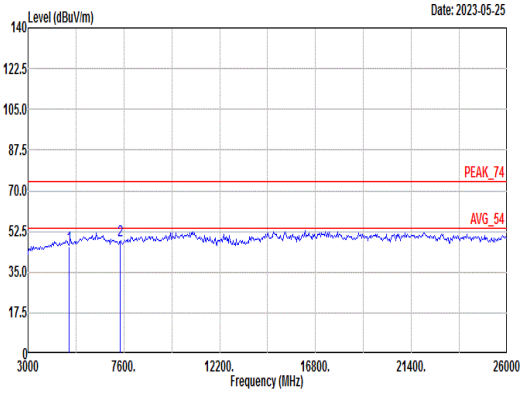 Site : 03CH04-SZ Condition: PEAK_74 3m HF_ANT_3117(119436) VERTICAL Mode : 21 Setting : Default Plane : Y with Accessories : 861585060047220/861585060047238 Freq Level Limit Line Margin Read Level Ant Factor Cable Loss Preamp Factor APos TPos Remark MHz dBuV/m dBuV/m dB dBuV dB/m dB dB cm deg 1 4960.00 45.90 74.00 -28.10 51.05 36.18 8.46 49.79 --- --- Peak 2 7440.00 48.39 74.00 -25.61 50.79 35.93 10.17 48.50 --- --- Peak

Mode	22	
	LF	
	2400-2483.5_Bluetooth-LE _CH39_2480MHz	
ANT	6	
Pol.	Horizontal	Vertical
QP/ Peak	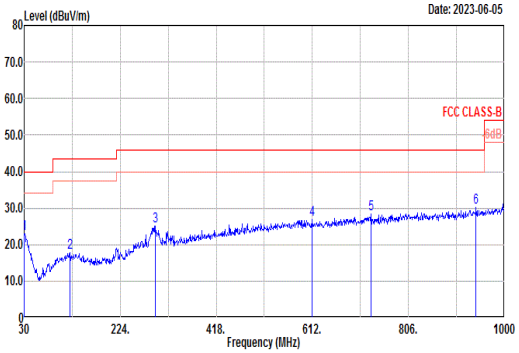 Site : 03CH04-SZ Condition: FCC CLASS-B 3m LF_ANT35408 HORIZONTAL Mode : 22 Setting : Default Plane : Y with Accessories : 861585060047220/861585060047238 1 30.00 23.06 40.00 -16.94 29.53 24.90 0.53 31.90 --- --- Peak 2 123.12 17.79 43.50 -25.71 30.43 17.85 1.13 31.62 --- --- Peak 3 294.81 24.94 46.00 -21.06 35.01 19.25 1.79 31.11 --- --- Peak 4 612.00 26.83 46.00 -19.17 30.41 24.83 2.58 30.99 --- --- Peak 5 730.34 28.26 46.00 -17.74 30.86 25.49 2.81 30.90 --- --- Peak 6 942.77 30.30 46.00 -15.70 30.84 27.08 3.22 30.84 --- --- Peak	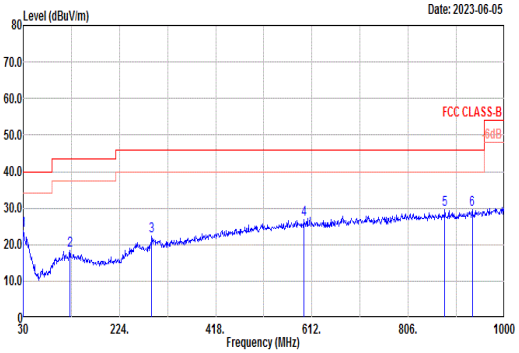 Site : 03CH04-SZ Condition: FCC CLASS-B 3m LF_ANT35408 VERTICAL Mode : 22 Setting : Default Plane : Y with Accessories : 861585060047220/861585060047238 1 30.00 23.78 40.00 -16.22 30.25 24.90 0.53 31.90 --- --- Peak 2 124.09 18.54 43.50 -24.96 31.17 17.84 1.14 31.61 --- --- Peak 3 288.99 22.22 46.00 -23.78 32.38 19.19 1.77 31.12 --- --- Peak 4 595.51 27.00 46.00 -19.00 30.69 24.75 2.55 30.99 --- --- Peak 5 879.72 29.56 46.00 -16.44 30.86 26.64 3.12 31.06 --- --- Peak 6 935.01 29.51 46.00 -16.49 30.18 27.01 3.21 30.89 --- --- Peak

Co-Location

BLE CH39 2480MHz & LTE Band48 (Band Edge @ 3m)

WIFI	2.4GHz 2400~2483.5MHz Band Edge @ 3m	
ANT	802.BLE CH39 2480MHz & LTE Band48	
	Horizontal	Fundamental
Peak	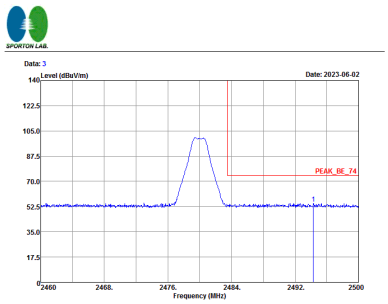 Site : 03CH04-SZ Condition : PEAK_BE_74 3m HF_ANT_3117(119436) HORIZONTAL : RBW:1000.000KHz VBW:3000.000KHz Mode : 40 Setting : 125kbps Plane : Y with Accessories : 861585060055041/861585060055058 : LTE B48 1RB0 QPSK Freq Level Over Limit Limit Line ReadAntenna Level Factor Cable Loss Factor Preamp Factor A/Pos T/Pos Remark MHz dBuV/m dB dBuV/m dBuV dB/m dB dB cm deg 1 * 2494.320 54.63 -19.37 74.00 49.48 33.59 5.46 33.90 175 356 Peak	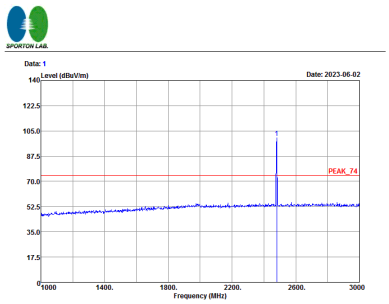 Site : 03CH04-SZ Condition : PEAK_74 3m HF_ANT_3117(119436) HORIZONTAL : RBW:1000.000KHz VBW:3000.000KHz Mode : 40 Setting : 125kbps Plane : Y with Accessories : 861585060055041/861585060055058 : LTE B48 1RB0 QPSK Freq Level Over Limit Limit Line ReadAntenna Level Factor Cable Loss Factor Preamp Factor A/Pos T/Pos Remark MHz dBuV/m dB dBuV/m dBuV dB/m dB dB cm deg 1 * 2480.000 100.26 26.26 74.00 95.15 33.55 5.46 33.90 175 356 Peak
Avg.	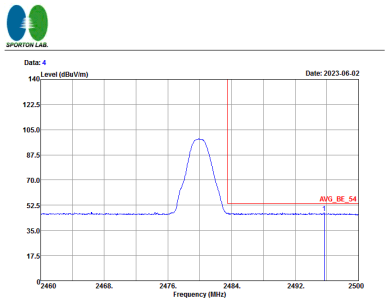 Site : 03CH04-SZ Condition : AVG_BE_54 3m HF_ANT_3117(119436) HORIZONTAL : RBW:1000.000KHz VBW:1.000KHz Mode : 40 Setting : 125kbps Plane : Y with Accessories : 861585060055041/861585060055058 : LTE B48 1RB0 QPSK Freq Level Over Limit Limit Line ReadAntenna Level Factor Cable Loss Factor Preamp Factor A/Pos T/Pos Remark MHz dBuV/m dB dBuV/m dBuV dB/m dB dB cm deg 1 2495.680 47.32 -6.68 54.00 42.17 33.59 5.46 33.90 175 356 Average	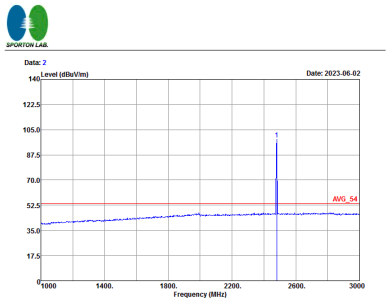 Site : 03CH04-SZ Condition : AVG_54 3m HF_ANT_3117(119436) HORIZONTAL : RBW:1000.000KHz VBW:1.000KHz Mode : 40 Setting : 125kbps Plane : Y with Accessories : 861585060055041/861585060055058 : LTE B48 1RB0 QPSK Freq Level Over Limit Limit Line ReadAntenna Level Factor Cable Loss Factor Preamp Factor A/Pos T/Pos Remark MHz dBuV/m dB dBuV/m dBuV dB/m dB dB cm deg 1 2480.000 98.40 44.40 54.00 93.29 33.55 5.46 33.90 175 356 Average

WIFI	2.4GHz 2400~2483.5MHz Band Edge @ 3m	
ANT	802.BLE CH39 2480MHz & LTE Band48	
	Vertical	Fundamental
Peak	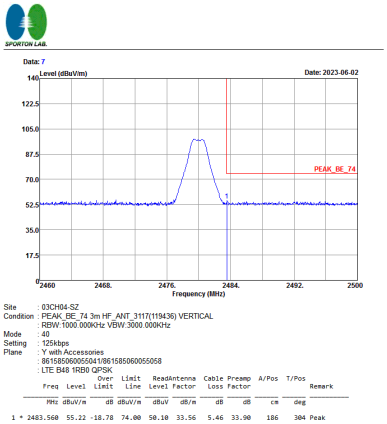	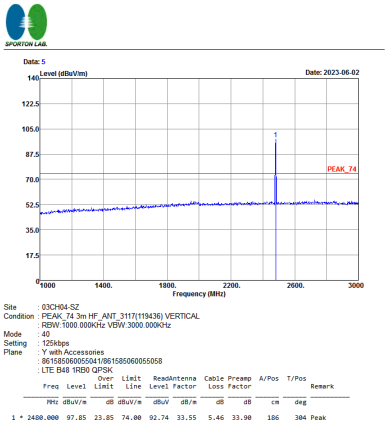
Avg.	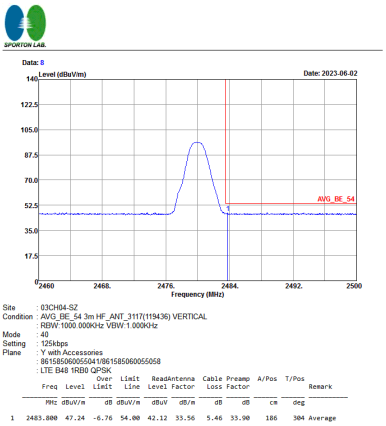	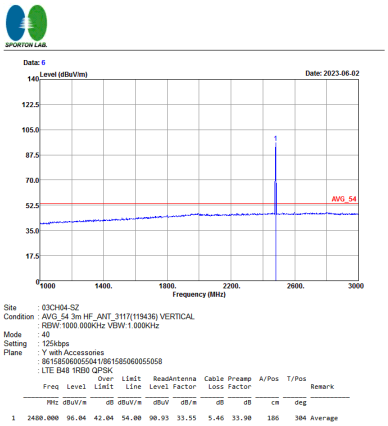

Appendix D. Duty Cycle Plots

Ant	Band	Duty Cycle(%)	T(ms)	1/T(kHz)	VBW Setting
Ant 17	Bluetooth LE 2Mbps	33.33	0.21	4.762	10 KHz
Ant 17	Bluetooth LE 125kbps	82.67	3.10	0.323	1 KHz
Ant 6	Bluetooth LE 2Mbps	33.33	0.21	4.762	10 KHz
Ant 6	Bluetooth LE 125kbps	82.67	3.10	0.323	1 KHz

Ant.17_Bluetooth LE 2Mbps

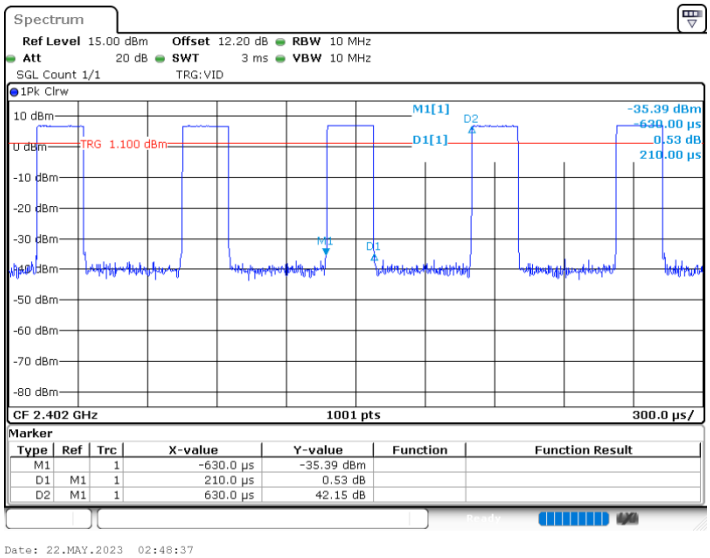

Ant.17_Bluetooth LE 125kbps

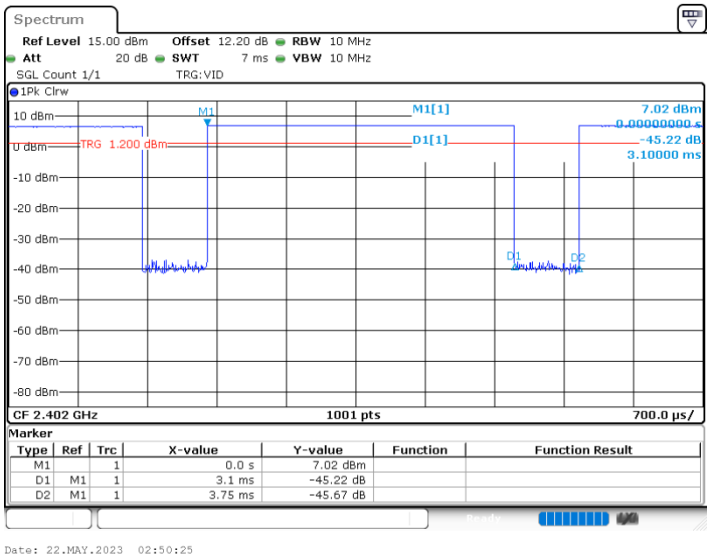

Ant.6_Bluetooth LE 2Mbps

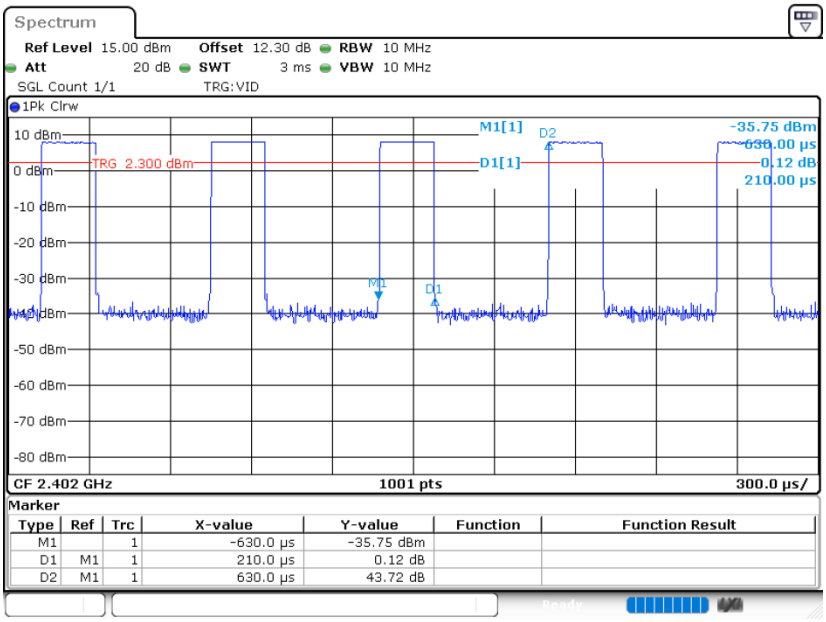

Date: 22.MAY.2023 02:56:59

Ant.6_Bluetooth LE 125kbps

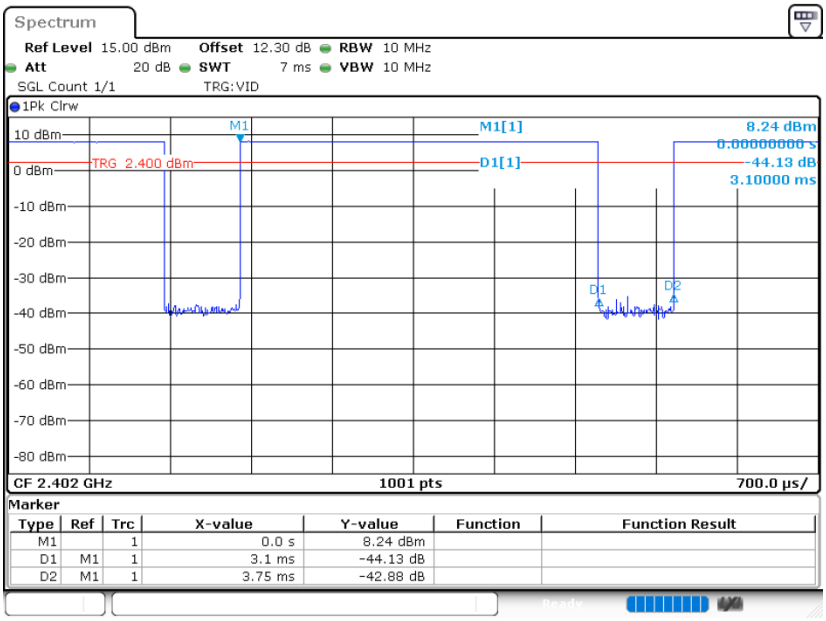

Date: 22.MAY.2023 02:59:11