11BE20MIMO_Ant6_2412_30~1000

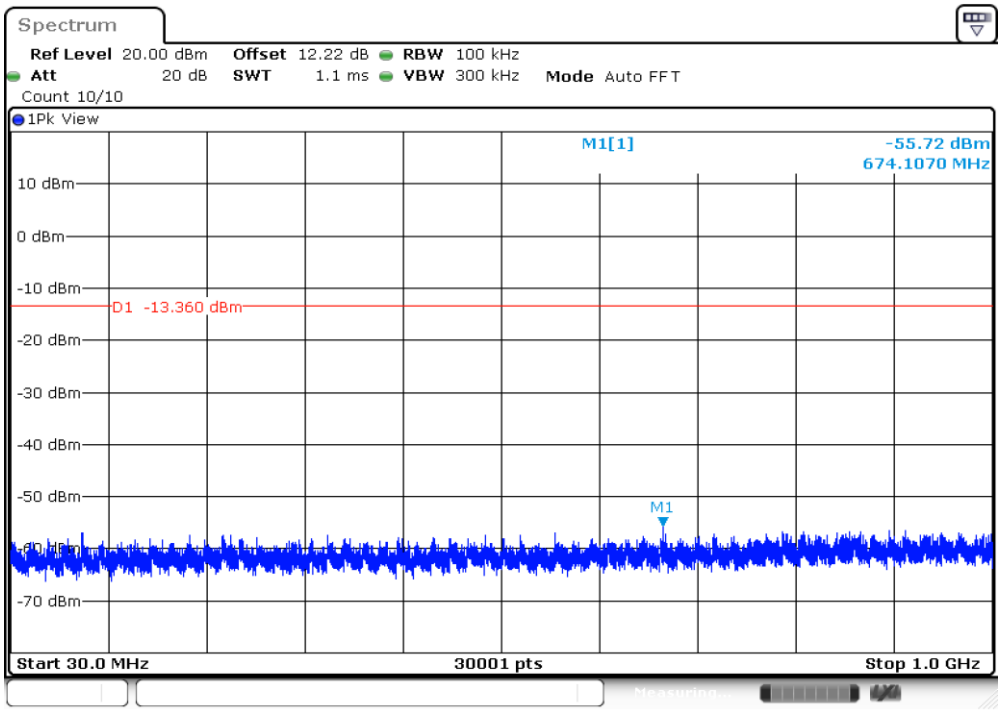

Date: 20.MAY.2023 12:17:54

11BE20MIMO_Ant6_2412_1000~26500

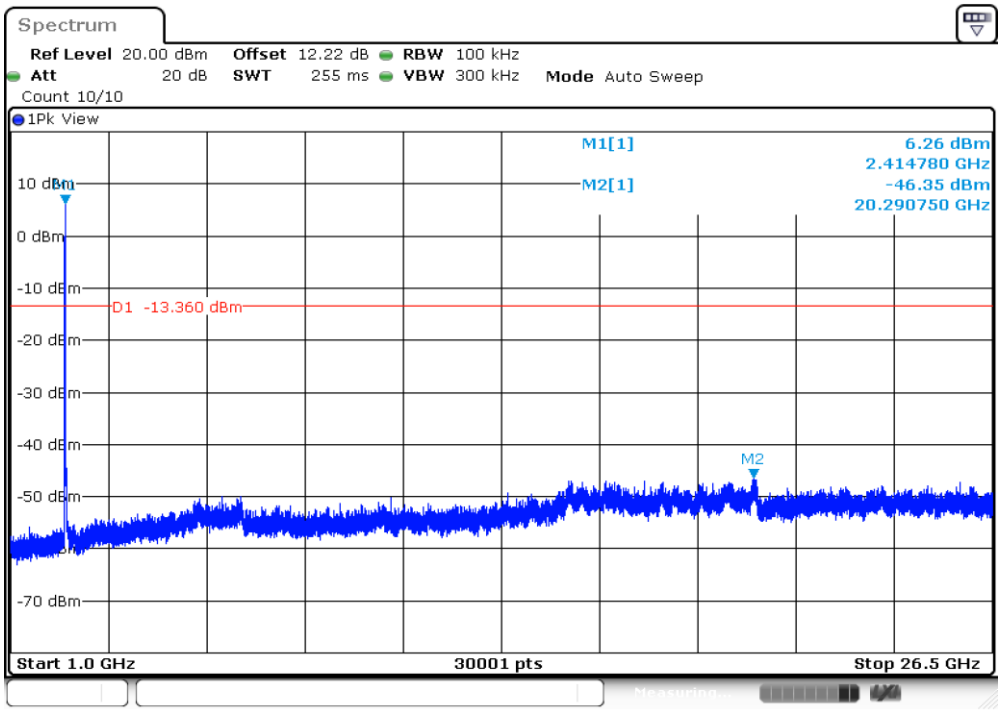

Date: 20.MAY.2023 12:18:16

11BE20MIMO_Ant17_2437_30~1000

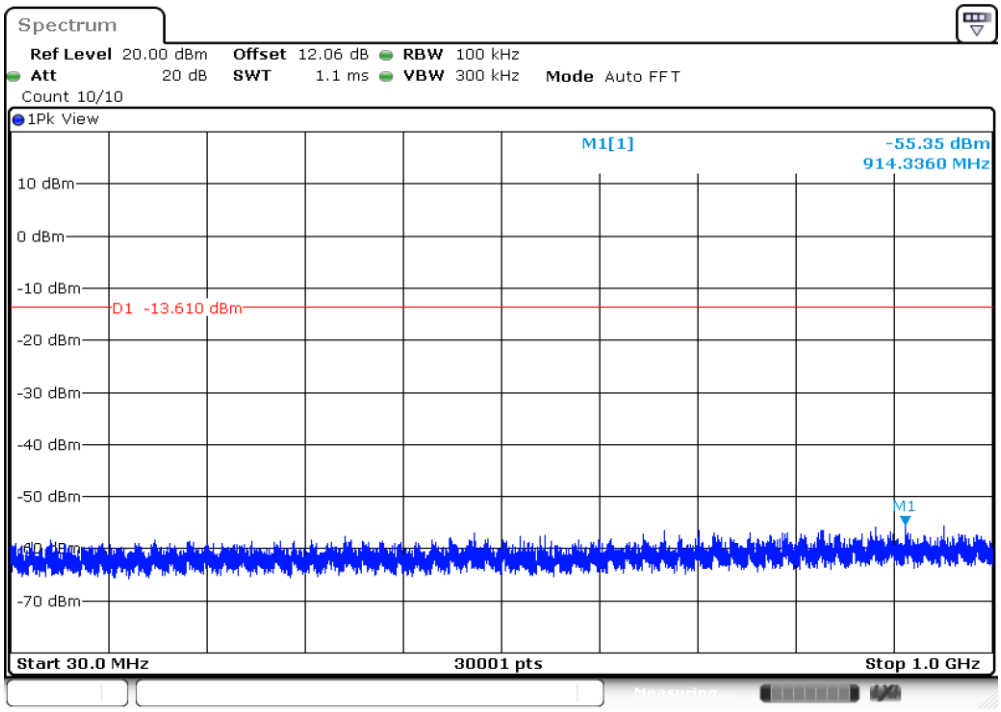

Date: 20.MAY.2023 12:19:03

11BE20MIMO_Ant17_2437_1000~26500

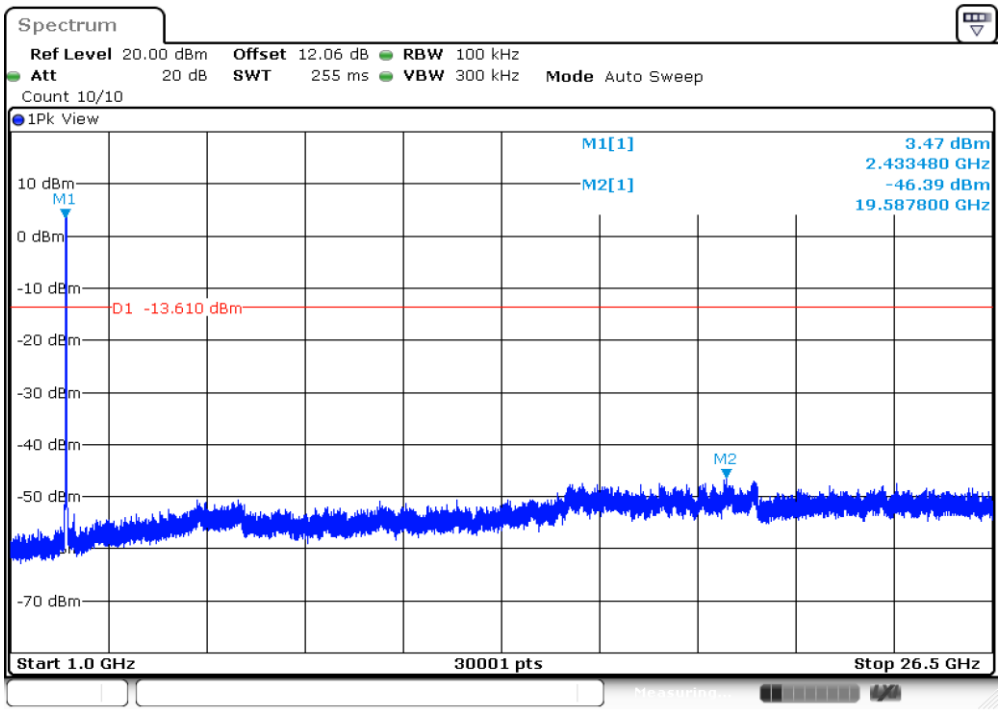

Date: 20.MAY.2023 12:19:25

11BE20MIMO_Ant6_2437_30~1000

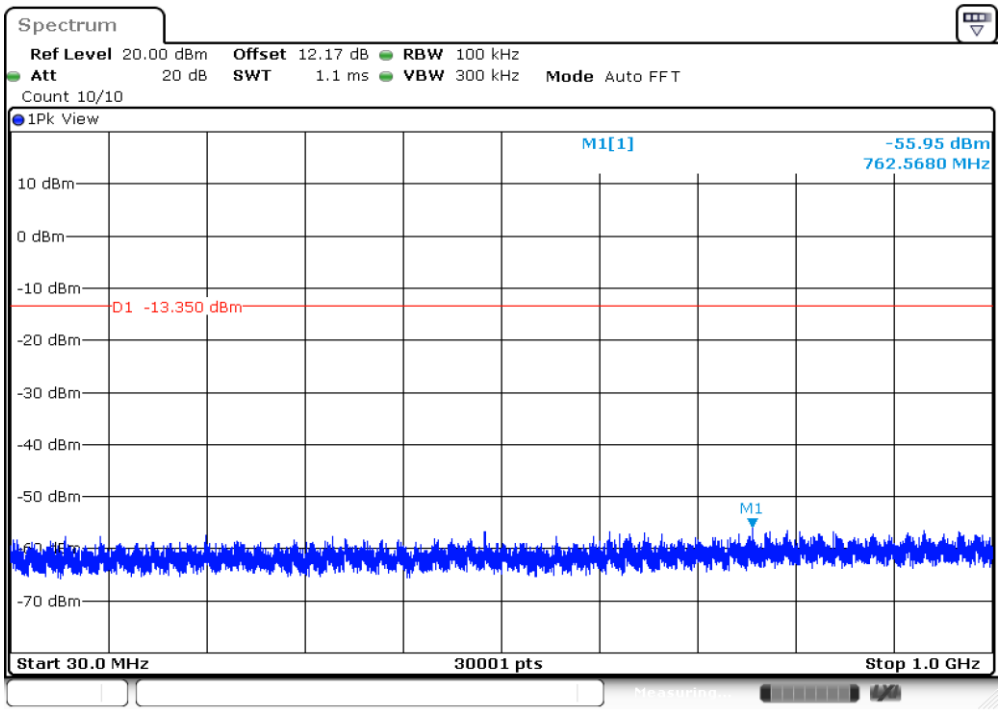

Date: 20.MAY.2023 12:20:00

11BE20MIMO_Ant6_2437_1000~26500

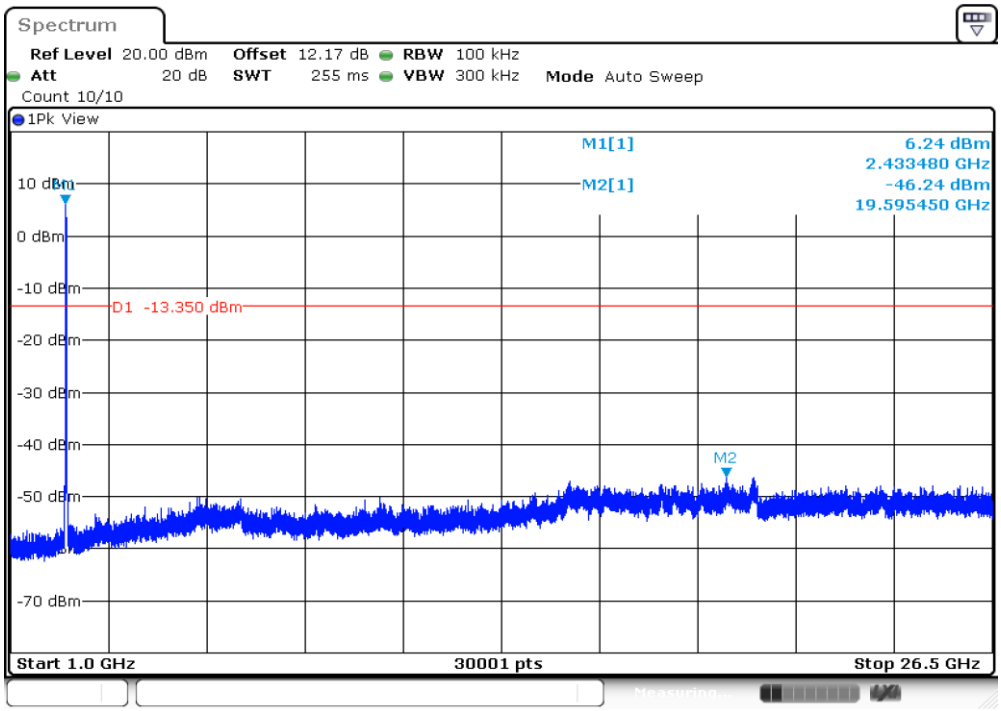

Date: 20.MAY.2023 12:20:22

11BE20MIMO_Ant17_2462_30~1000

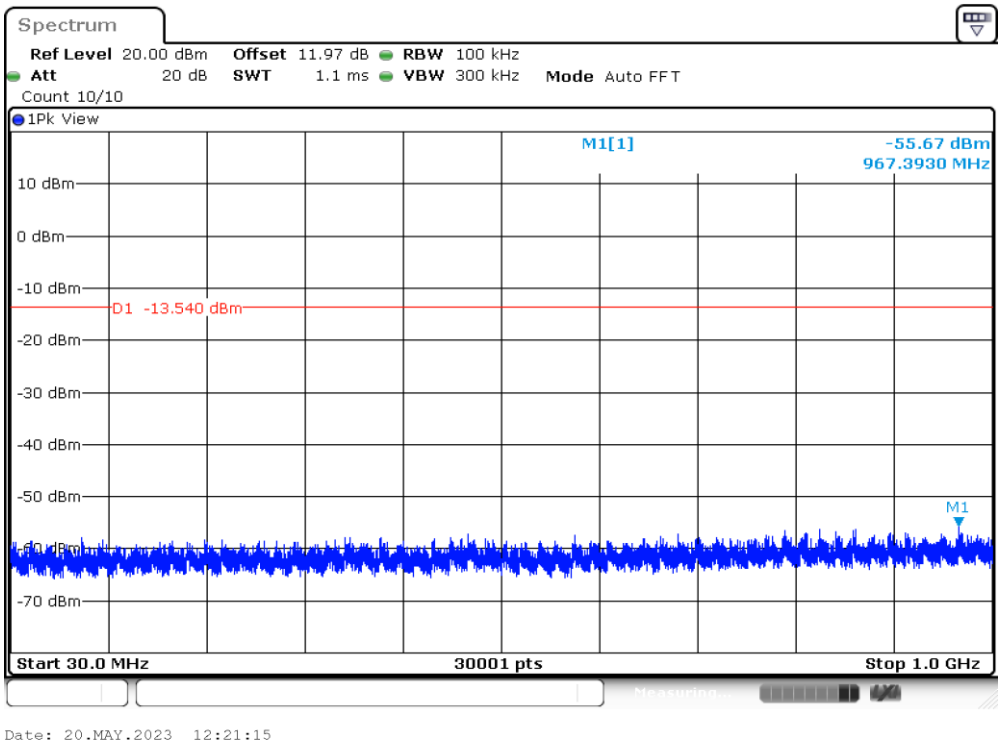

11BE20MIMO_Ant17_2462_1000~26500

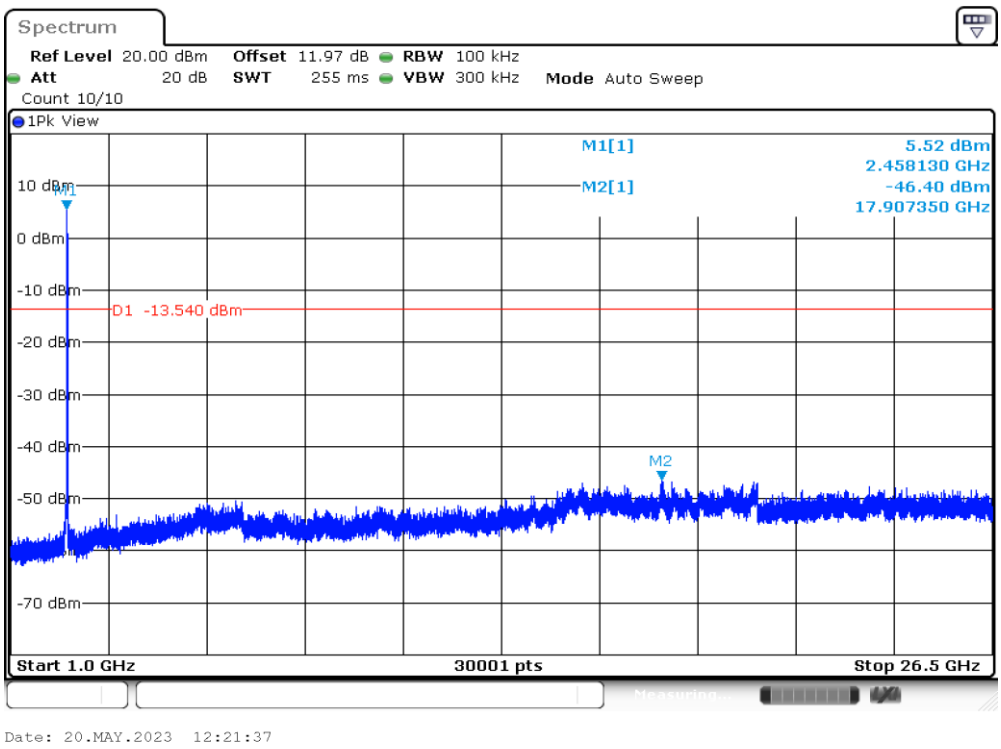

11BE20MIMO_Ant6_2462_30~1000

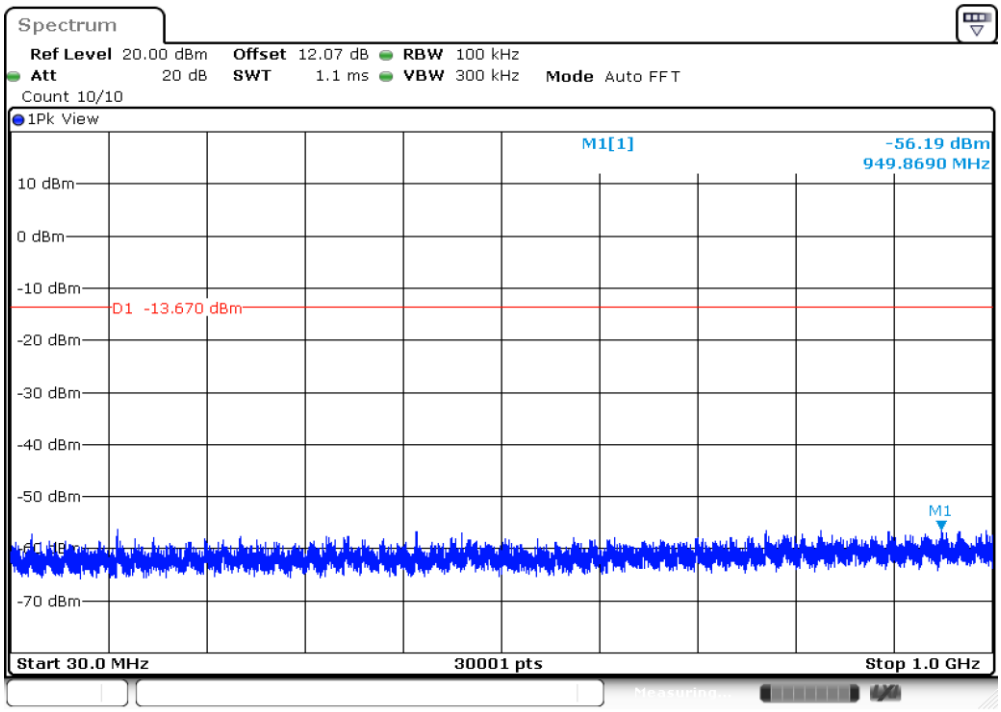

Date: 20.MAY.2023 12:22:23

11BE20MIMO_Ant6_2462_1000~26500

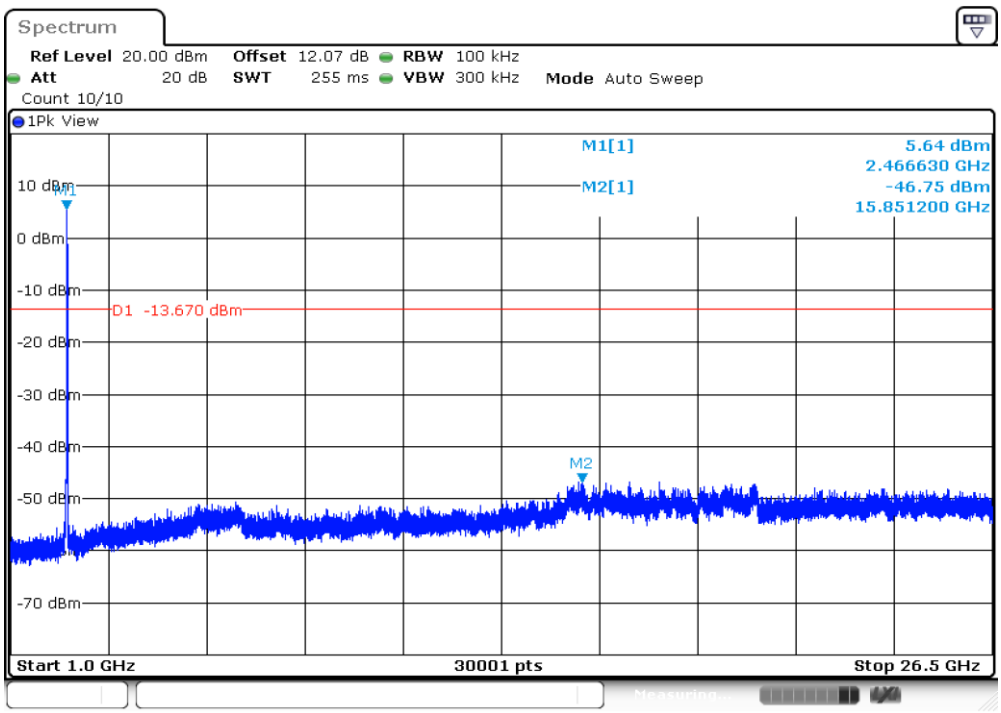

Date: 20.MAY.2023 12:22:45

11BE40MIMO_Ant17_2422_30~1000

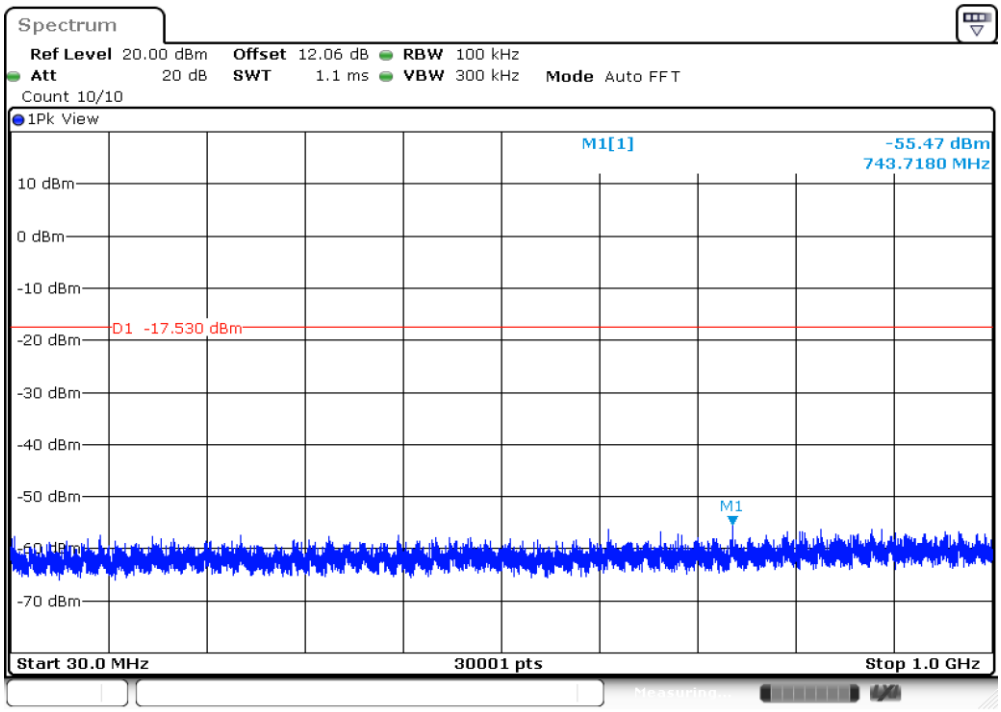

Date: 20.MAY.2023 12:23:41

11BE40MIMO_Ant17_2422_1000~26500

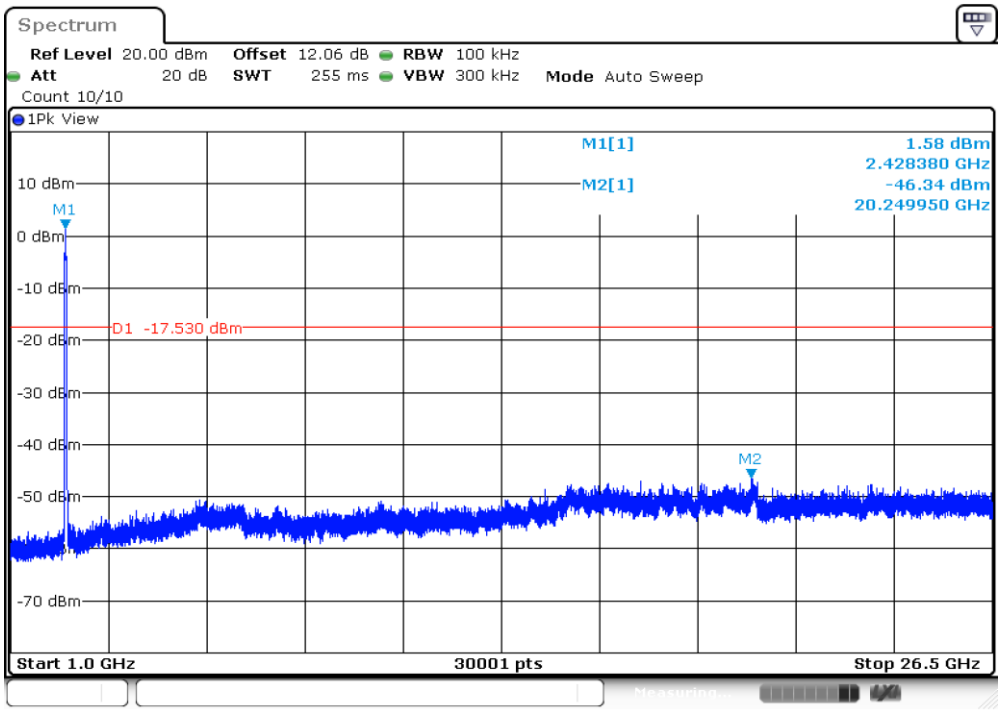

Date: 20.MAY.2023 12:24:03

11BE40MIMO_Ant6_2422_30~1000

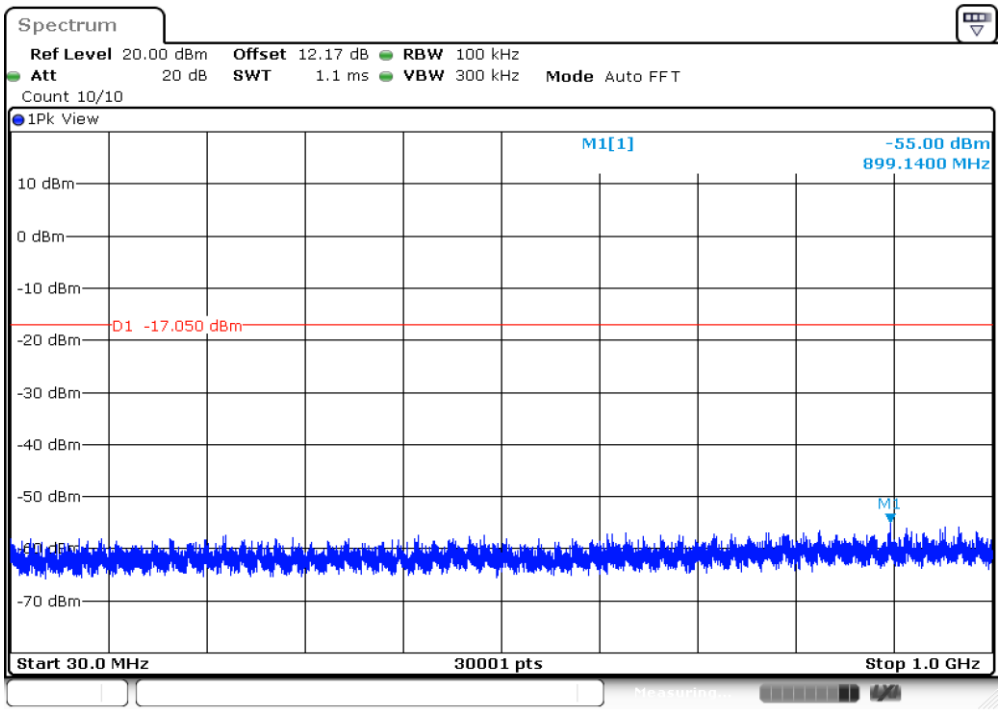

Date: 20.MAY.2023 12:24:48

11BE40MIMO_Ant6_2422_1000~26500

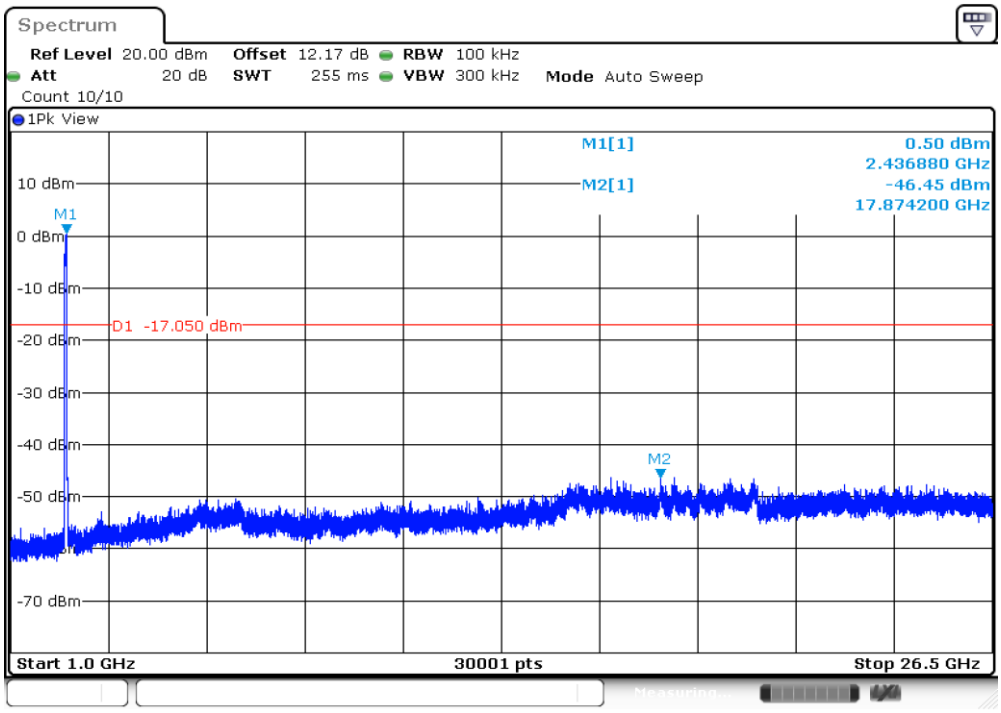

Date: 20.MAY.2023 12:25:10

11BE40MIMO_Ant17_2437_30~1000

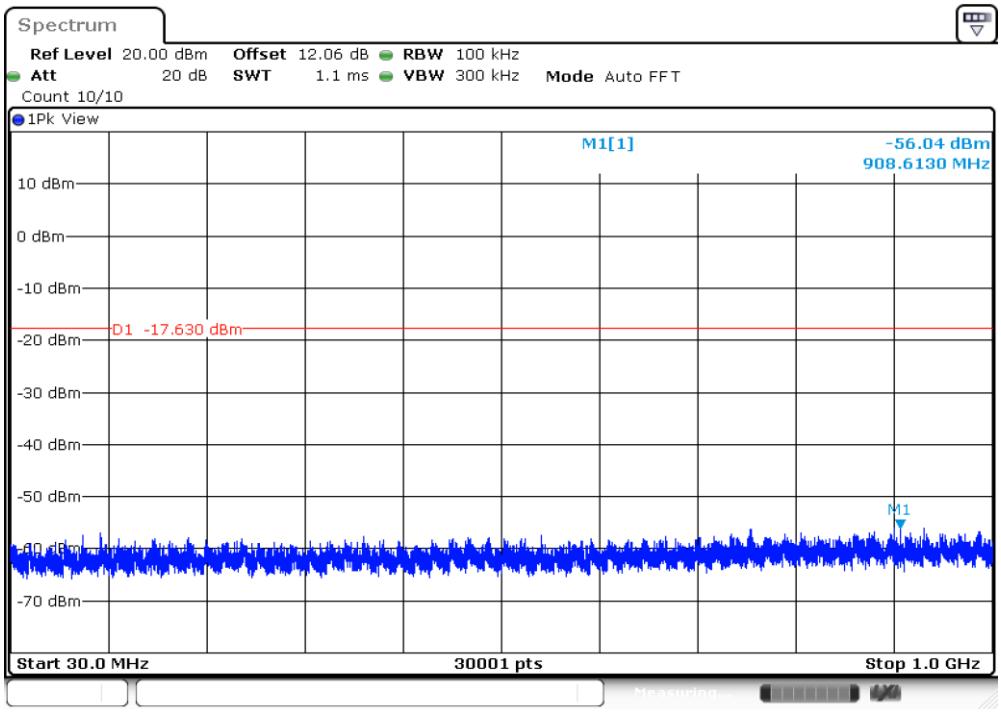

Date: 20.MAY.2023 12:25:58

11BE40MIMO_Ant17_2437_1000~26500

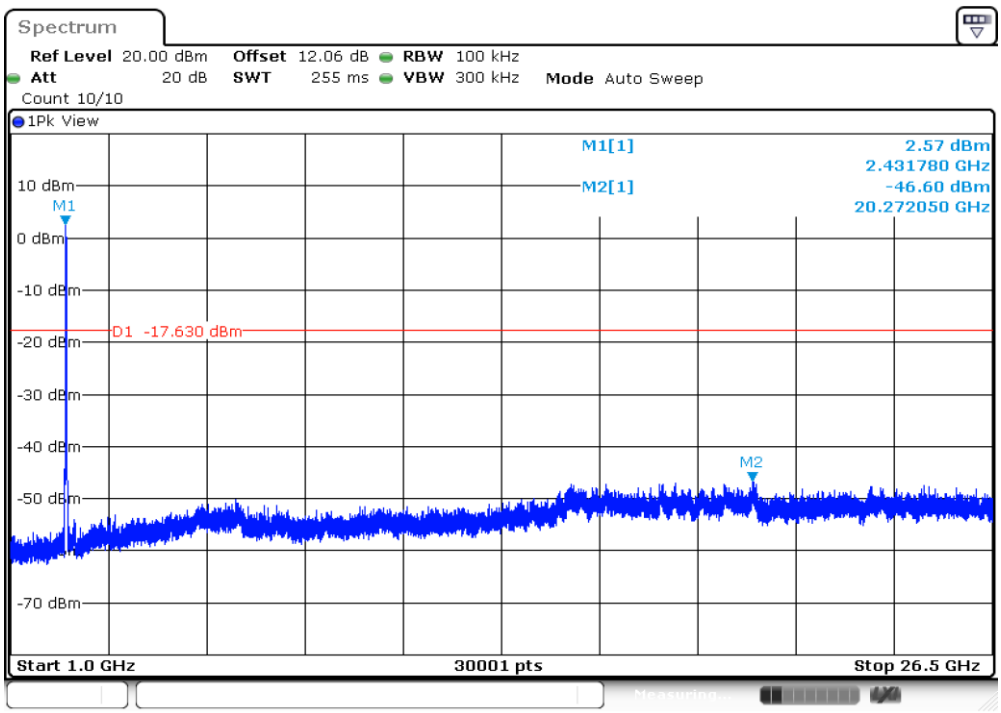

Date: 20.MAY.2023 12:26:20

11BE40MIMO_Ant6_2437_30~1000

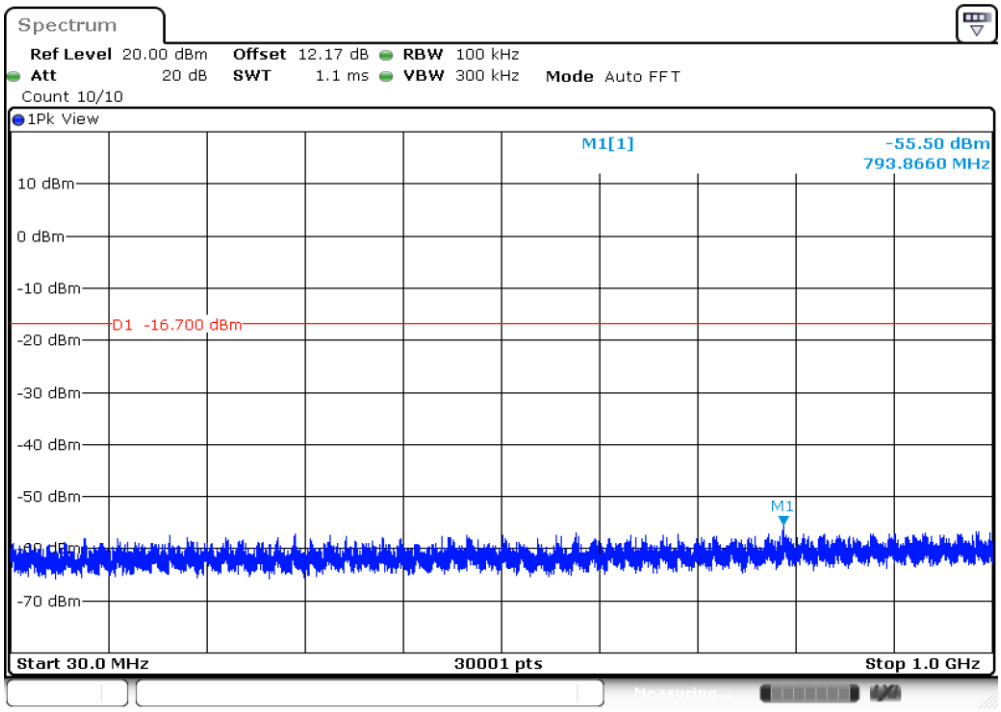

Date: 20.MAY.2023 12:26:55

11BE40MIMO_Ant6_2437_1000~26500

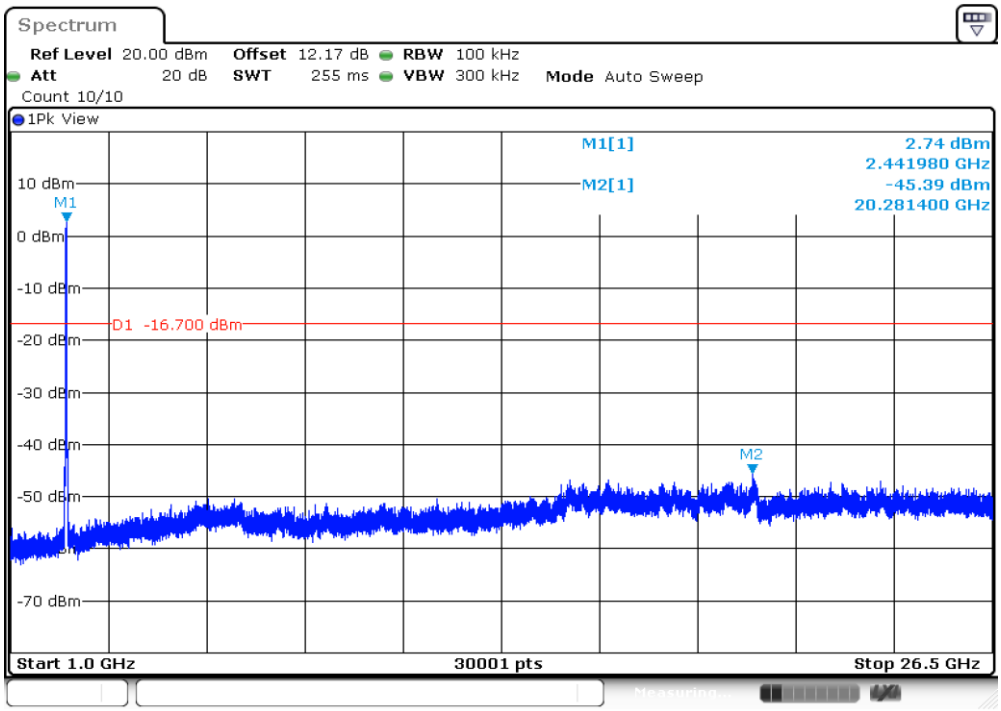

Date: 20.MAY.2023 12:27:17

11BE40MIMO_Ant17_2452_30~1000

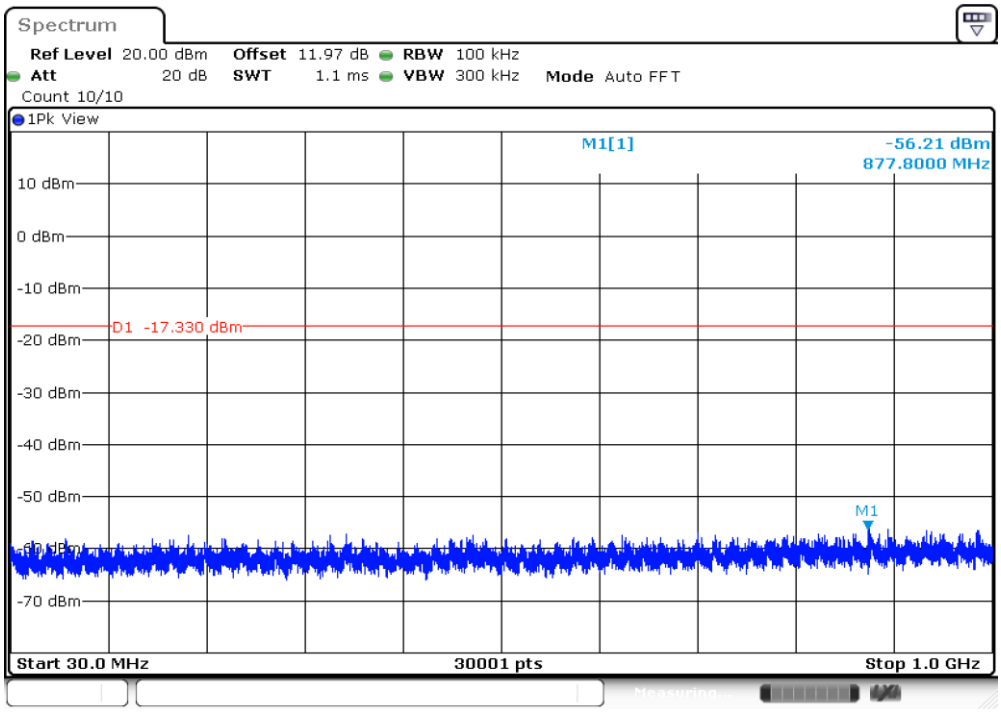

Date: 20.MAY.2023 12:28:38

11BE40MIMO_Ant17_2452_1000~26500

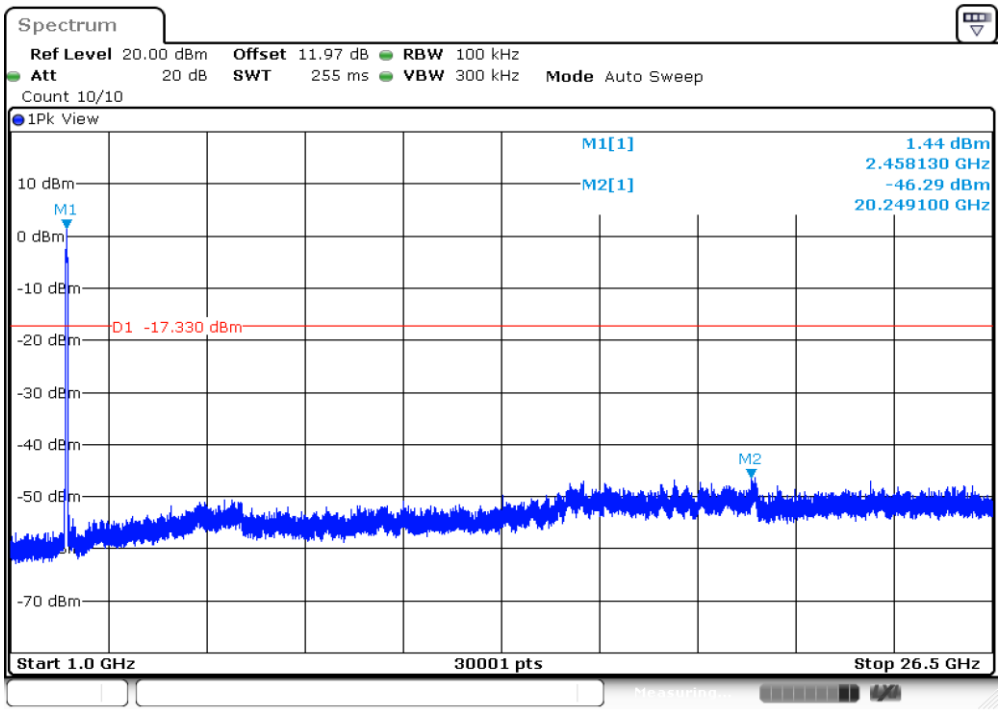

Date: 20.MAY.2023 12:29:00

11BE40MIMO_Ant6_2452_30~1000

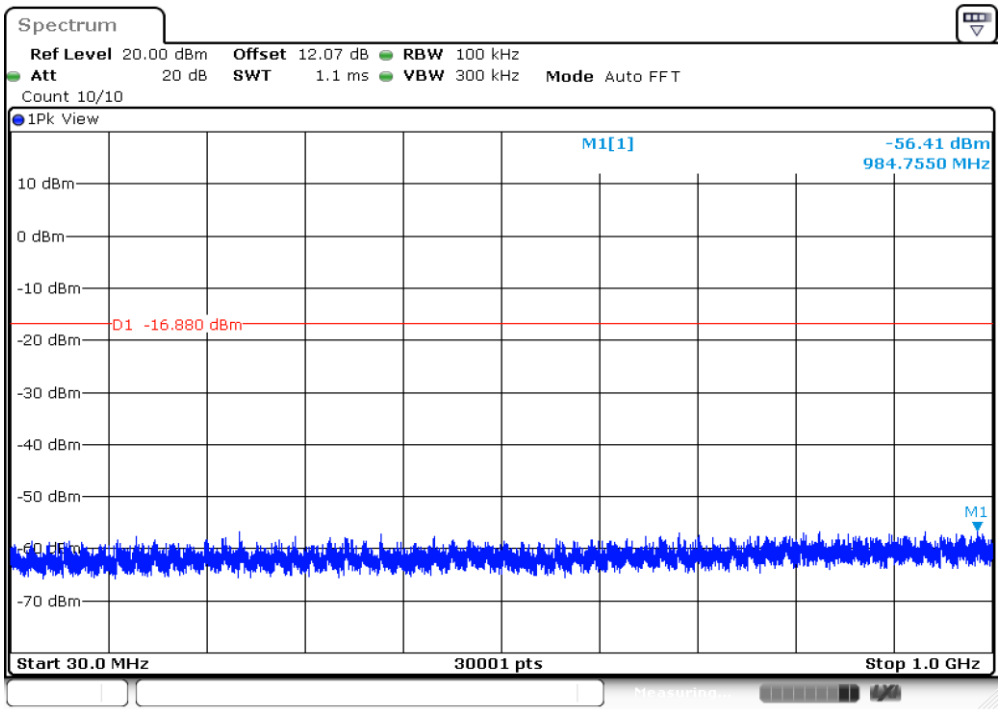

Date: 20.MAY.2023 12:29:47

11BE40MIMO_Ant6_2452_1000~26500

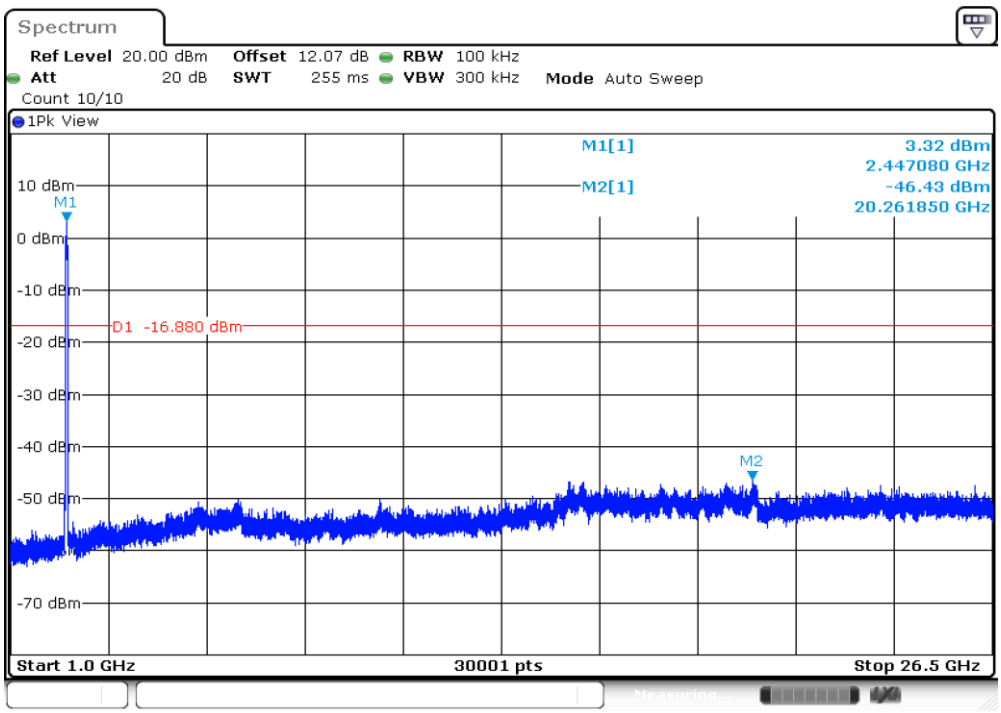

Date: 20.MAY.2023 12:30:09

<802.11be Partial RU>

Maximum power spectral density

Test Result

TestMode	Antenna	Freq(MHz)	RuSize	RuIndex	Result [dBm/3kHz]	Limit [dBm/3kHz]	Verdict
11BE20MIMO	Ant17	2412	26Tone	RU0	-8.38	≤8.00	PASS
			52Tone	RU37	-8.3	≤8.00	PASS
			106Tone	RU53	-8.13	≤8.00	PASS
	Ant6	2412	26Tone	RU0	-8.5	≤8.00	PASS
			52Tone	RU37	-8.85	≤8.00	PASS
			106Tone	RU53	-8.62	≤8.00	PASS
	total	2412	26Tone	RU0	-5.43	≤8.00	PASS
			52Tone	RU37	-5.56	≤8.00	PASS
			106Tone	RU53	-5.36	≤8.00	PASS
	Ant17	2462	26Tone	RU8	-7.83	≤8.00	PASS
			52Tone	RU40	-7.96	≤8.00	PASS
			106Tone	RU54	-7.78	≤8.00	PASS
	Ant6	2462	26Tone	RU8	-7.7	≤8.00	PASS
			52Tone	RU40	-7.72	≤8.00	PASS
			106Tone	RU54	-8.05	≤8.00	PASS
	total	2462	26Tone	RU8	-4.75	≤8.00	PASS
			52Tone	RU40	-4.83	≤8.00	PASS
			106Tone	RU54	-4.90	≤8.00	PASS

Test Graphs

11BE20MIMO_Ant17_2412_26Tone_RU0

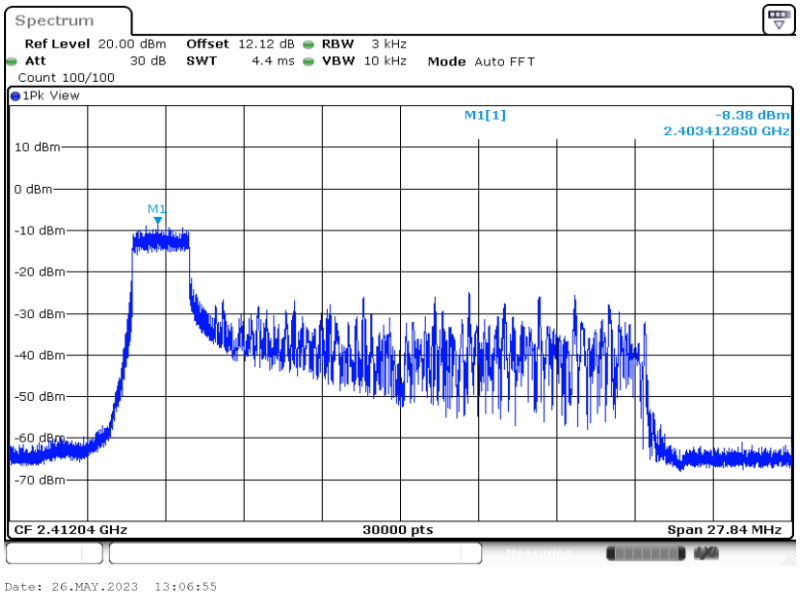

11BE20MIMO_Ant17_2412_52Tone_RU37

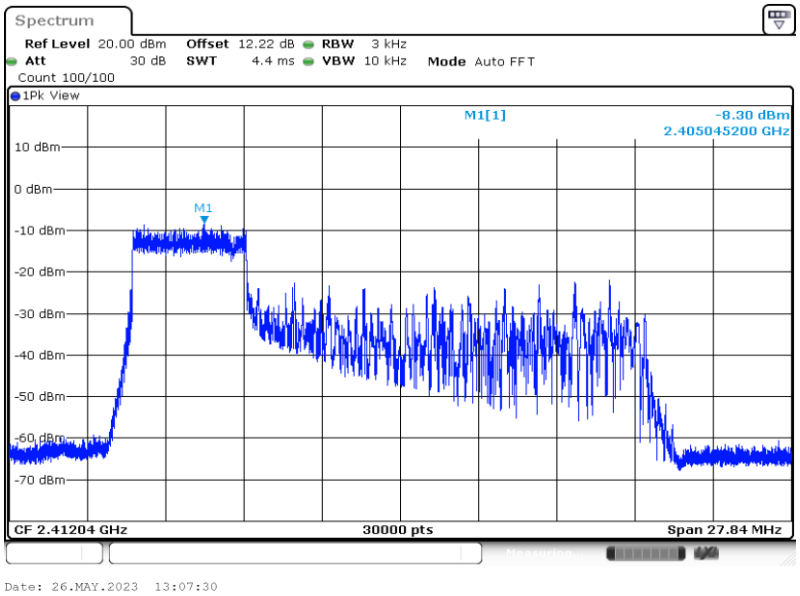

11BE20MIMO_Ant17_2412_106Tone_RU53

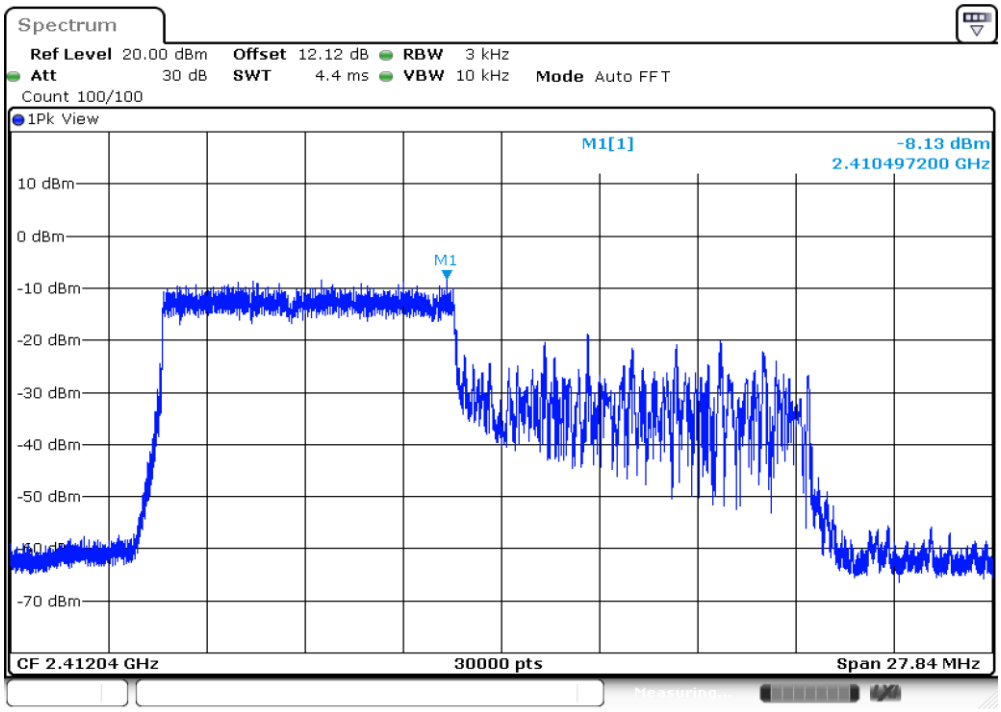

Date: 26.MAY.2023 13:11:01

11BE20MIMO_Ant6_2412_26Tone_RU0

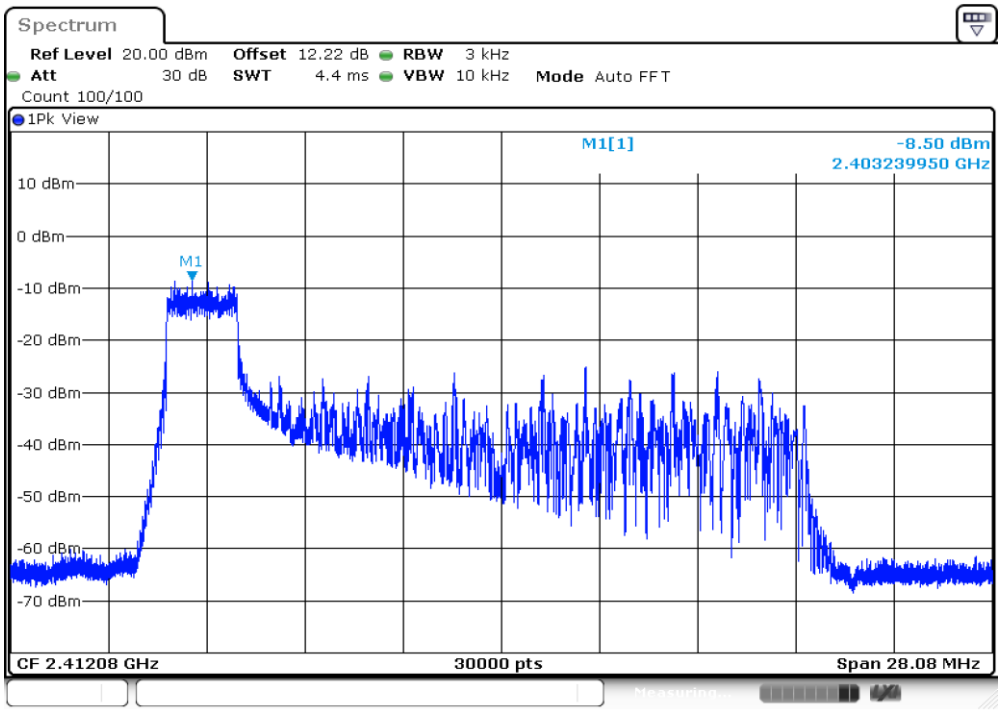

Date: 26.MAY.2023 13:07:02

11BE20MIMO_Ant6_2412_52Tone_RU37

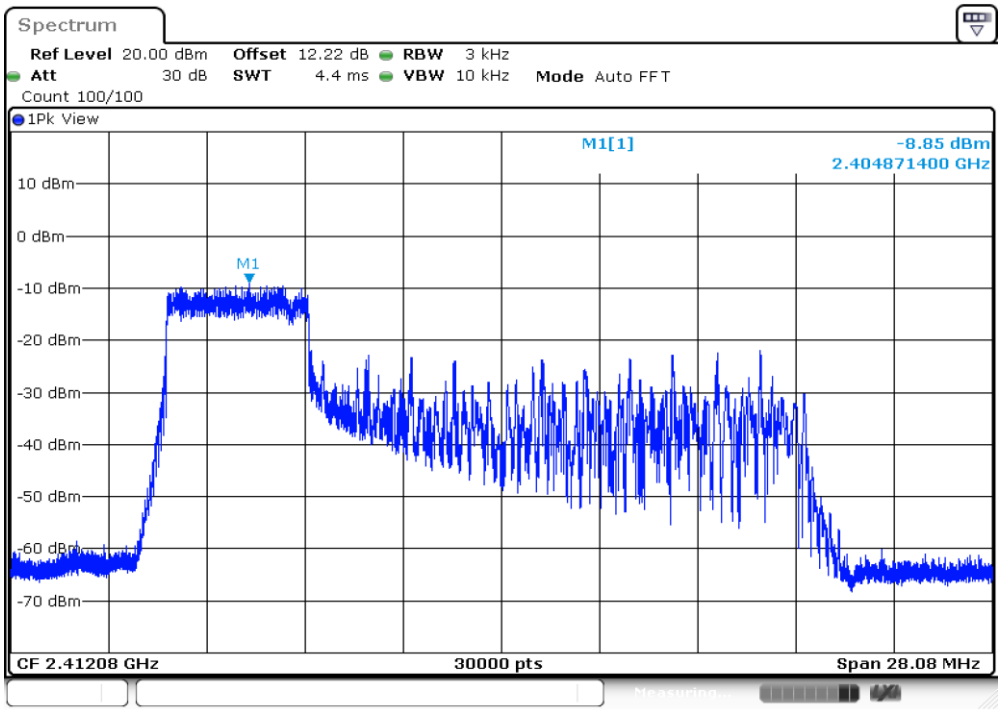

Date: 26.MAY.2023 13:07:37

11BE20MIMO_Ant6_2412_106Tone_RU53

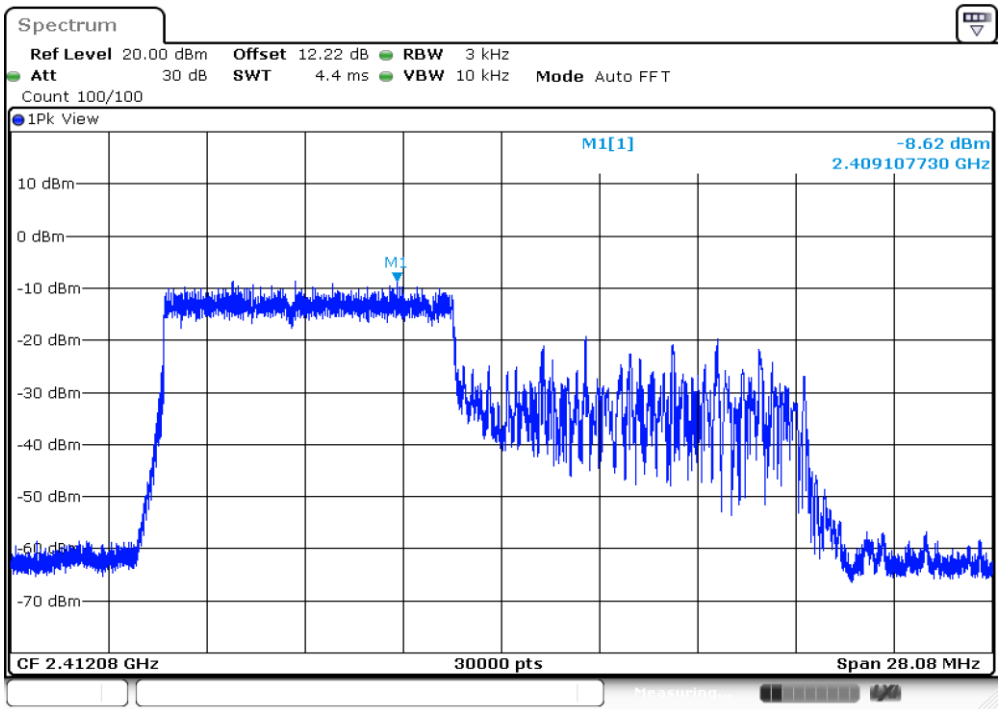

Date: 26.MAY.2023 13:11:09

11BE20MIMO_Ant17_2462_26Tone_RU8

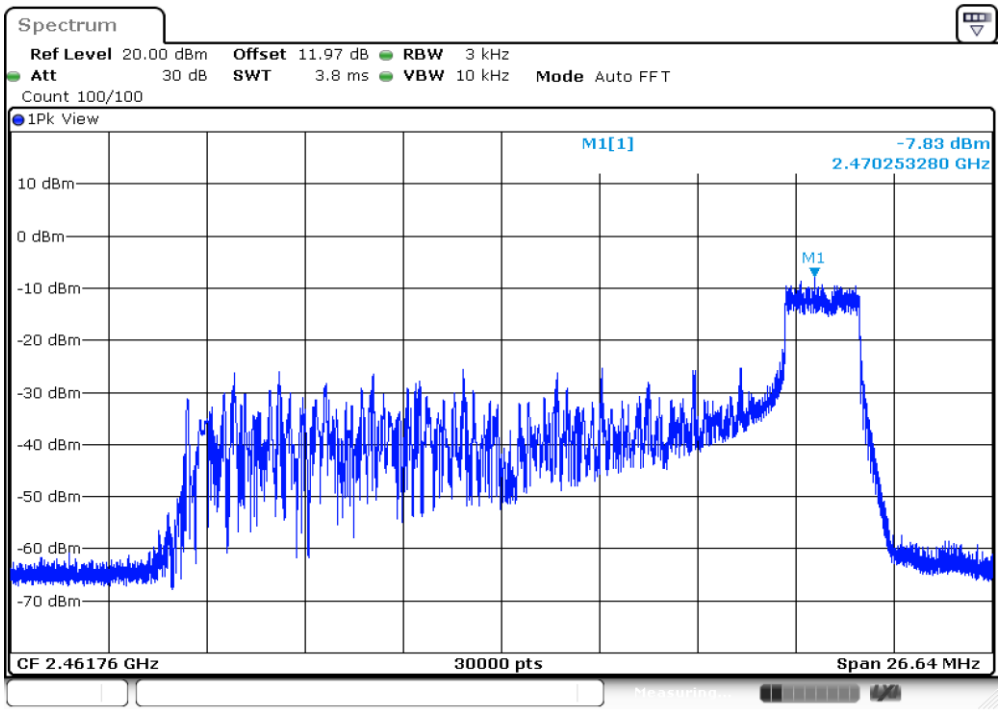

Date: 26.MAY.2023 13:12:49

11BE20MIMO_Ant17_2462_52Tone_RU40

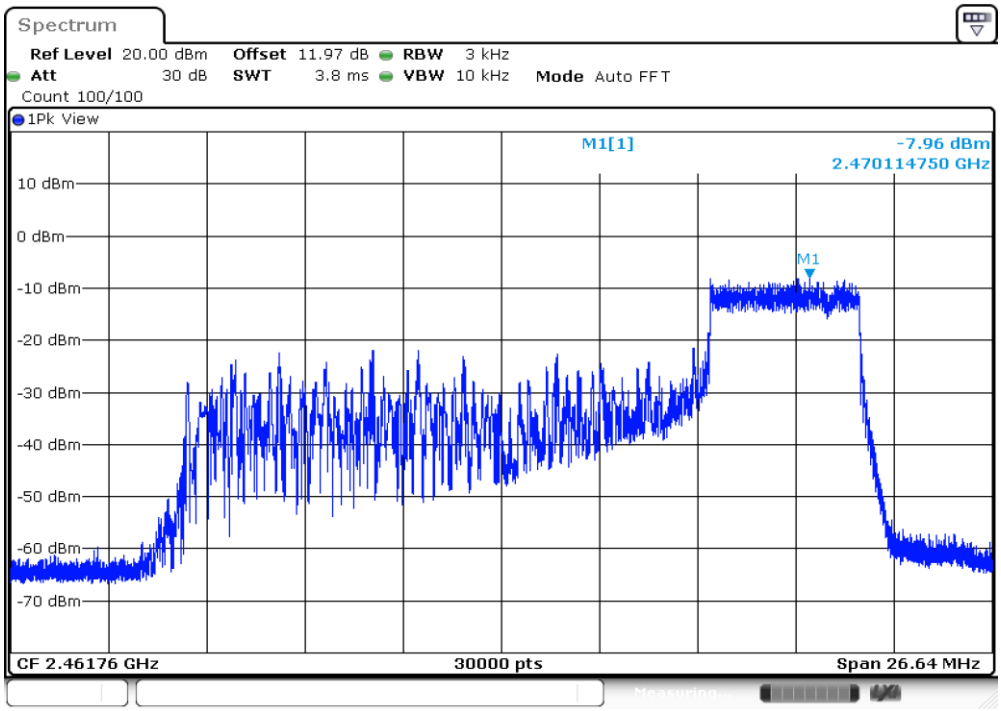

Date: 26.MAY.2023 13:18:36

11BE20MIMO_Ant17_2462_106Tone_RU54

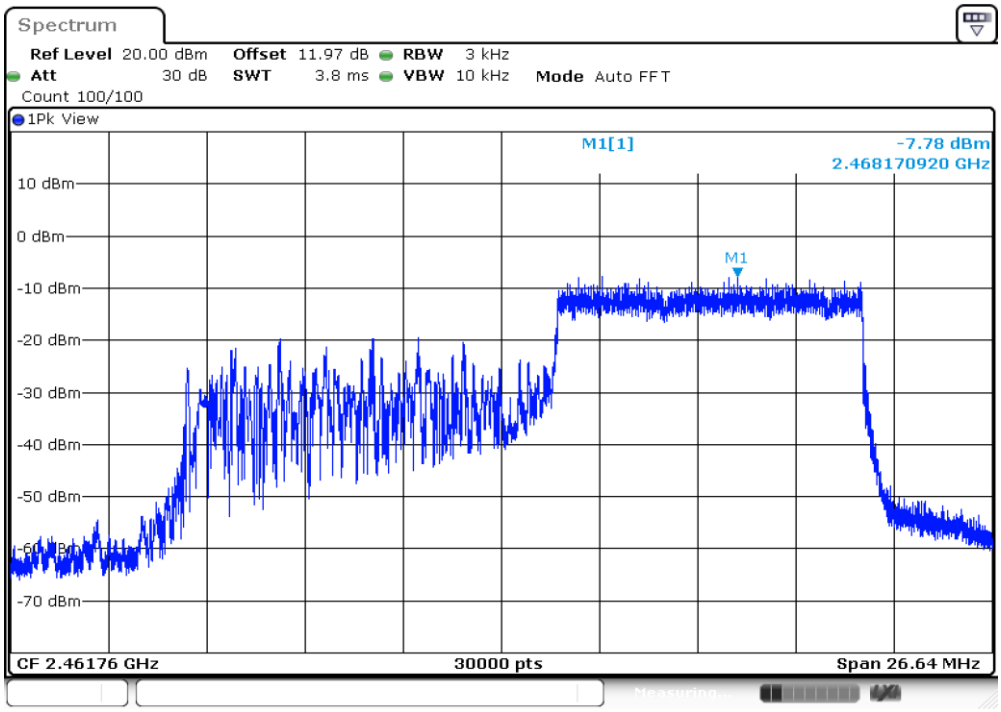

11BE20MIMO_Ant6_2462_26Tone_RU8

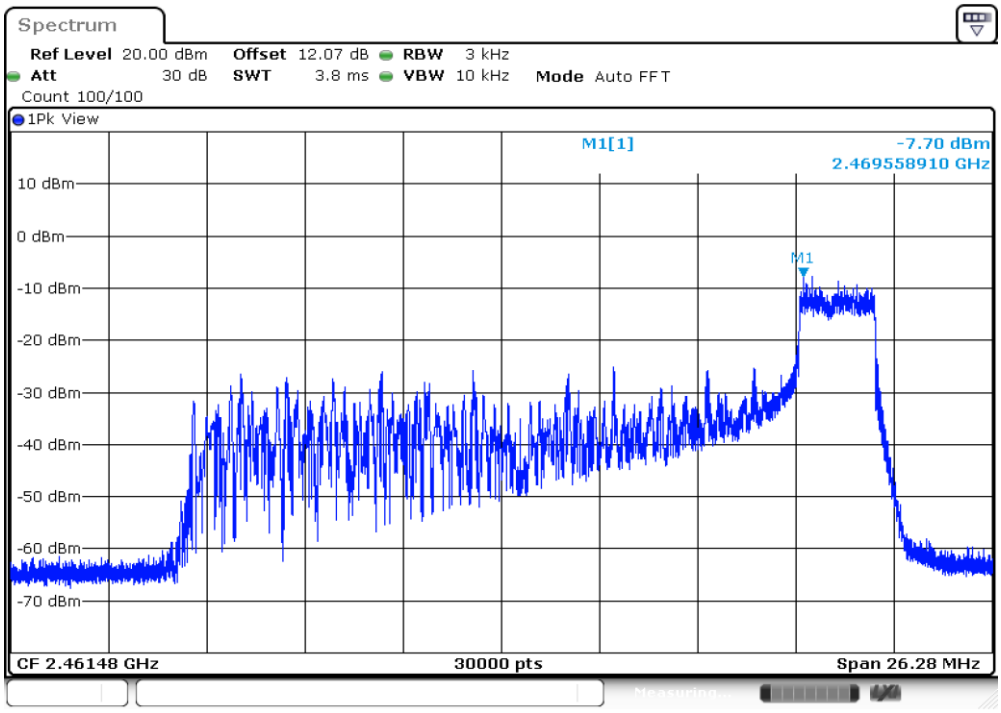

11BE20MIMO_Ant6_2462_52Tone_RU40

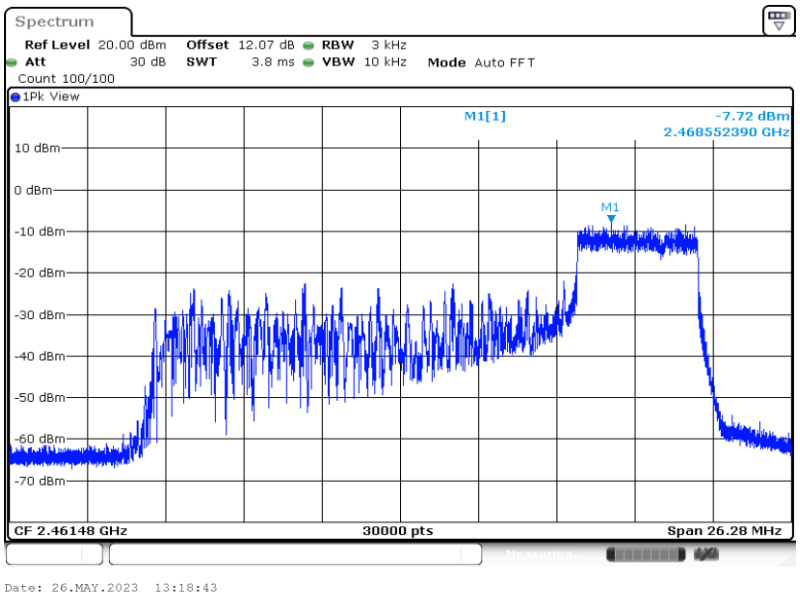

11BE20MIMO_Ant6_2462_106Tone_RU54

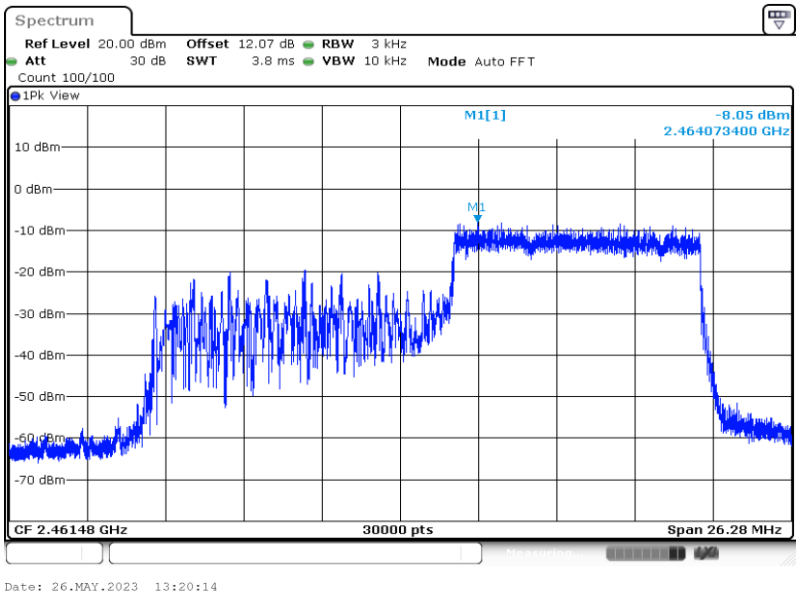

<802.11be Multi RU>

Maximum conducted output power

Test Result Peak

Test Mode	Ant	Freq (MHz)	MRU Type	MRU Index	Peak Power [dBm]	Conducted Limit[dBm]	Verdict
11BE20 MIMO	Ant17	2412	52+26_OFDMA	1	21.87	≤30.00	PASS
			106+26_OFDMA	1	23.18	≤30.00	PASS
	Ant6	2412	52+26_OFDMA	1	21.58	≤30.00	PASS
			106+26_OFDMA	1	22.97	≤30.00	PASS
	total	2412	52+26_OFDMA	1	24.74	≤30.00	PASS
			106+26_OFDMA	1	26.09	≤30.00	PASS
	Ant17	2462	52+26_OFDMA	3	21.52	≤30.00	PASS
			106+26_OFDMA	2	23.35	≤30.00	PASS
	Ant6	2462	52+26_OFDMA	3	21.25	≤30.00	PASS
			106+26_OFDMA	2	23.18	≤30.00	PASS
	total	2462	52+26_OFDMA	3	24.40	≤30.00	PASS
			106+26_OFDMA	2	26.28	≤30.00	PASS

Test Result Average

Test Mode	Ant	Freq (MHz)	MRU Type	MRU Index	Average Power [dBm]
11BE20MIMO	Ant17	2412	52+26_OFDMA	1	12.31
			106+26_OFDMA	1	14.82
	Ant6	2412	52+26_OFDMA	1	11.12
			106+26_OFDMA	1	13.64
	total	2412	52+26_OFDMA	1	14.77
			106+26_OFDMA	1	17.28
	Ant17	2462	52+26_OFDMA	3	12.50
			106+26_OFDMA	2	14.66
	Ant6	2462	52+26_OFDMA	3	12.55
			106+26_OFDMA	2	14.55
	total	2462	52+26_OFDMA	3	15.54
			106+26_OFDMA	2	17.62

Maximum power spectral density

Test Result

TestMode	Antenna	Channel	MRU Type	MRU Index	Result [dBm/3kHz]	Limit [dBm/3kHz]	Verdict
11BE20MIMO	Ant17	2412	52+26_OFDMA	1	-8.34	≤8.00	PASS
			106+26_OFDMA	1	-7.96	≤8.00	PASS
	Ant6	2412	52+26_OFDMA	1	-8.62	≤8.00	PASS
			106+26_OFDMA	1	-8.7	≤8.00	PASS
	total	2412	52+26_OFDMA	1	-5.47	≤8.00	PASS
			106+26_OFDMA	1	-5.30	≤8.00	PASS
	Ant17	2462	52+26_OFDMA	3	-7.57	≤8.00	PASS
			106+26_OFDMA	2	-7.57	≤8.00	PASS
	Ant6	2462	52+26_OFDMA	3	-7.91	≤8.00	PASS
			106+26_OFDMA	2	-8.05	≤8.00	PASS
	total	2462	52+26_OFDMA	3	-4.73	≤8.00	PASS
			106+26_OFDMA	2	-4.79	≤8.00	PASS

Test Graphs

11BE20MIMO_Ant17_2412_52+26_OFDMA_1

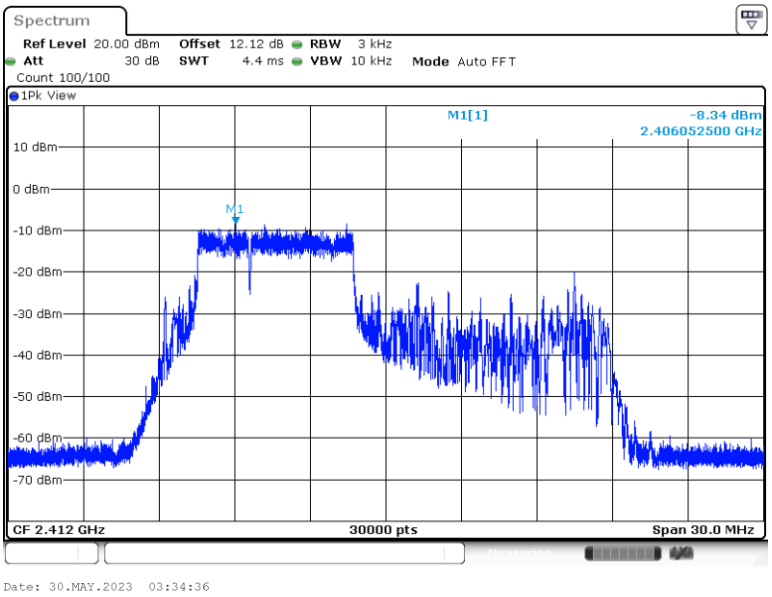

11BE20MIMO_Ant17_2412_106+26_OFDMA_1

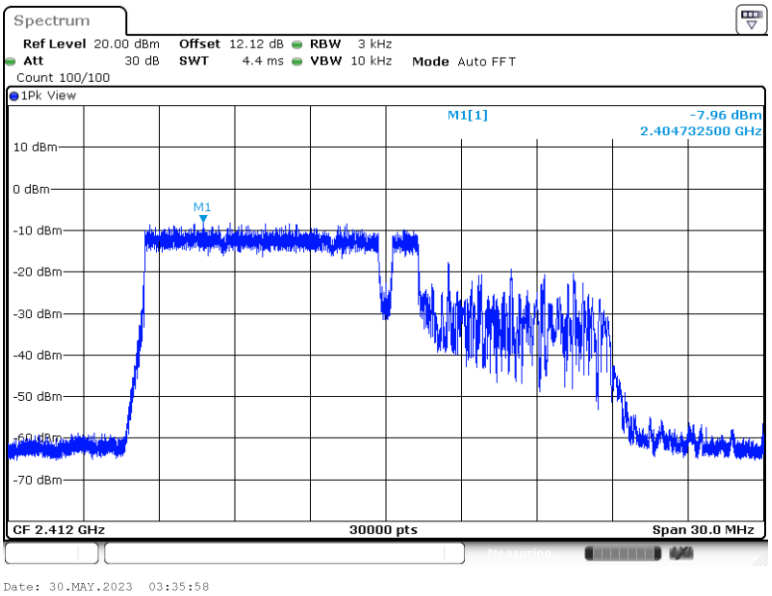

11BE20MIMO_Ant6_2412_52+26_OFDMA_1

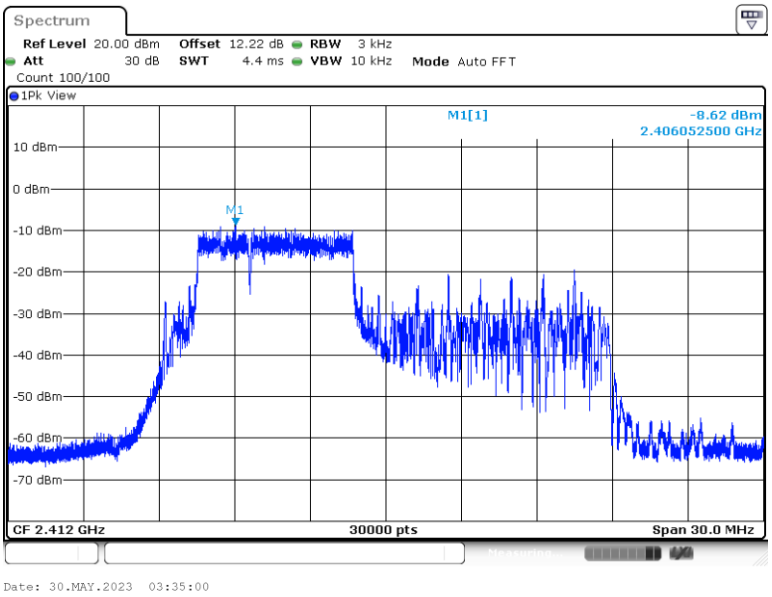

11BE20MIMO_Ant6_2412_106+26_OFDMA_1

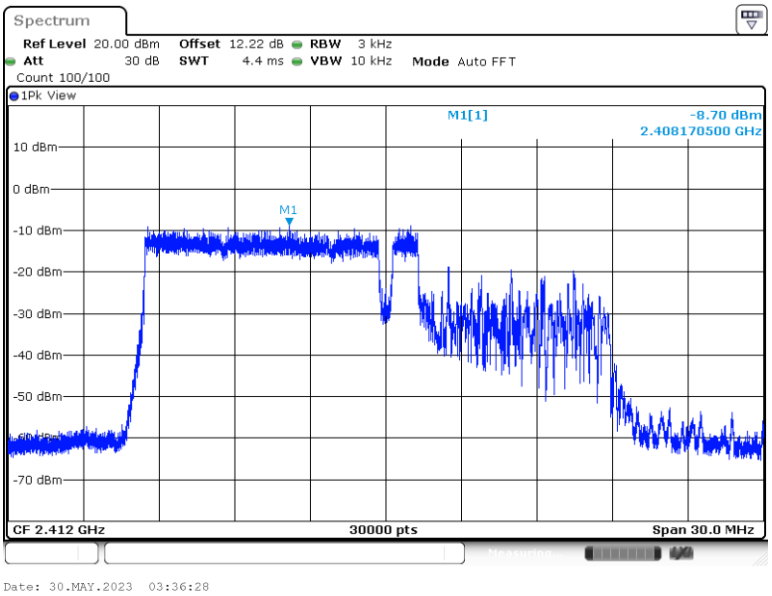

11BE20MIMO_Ant17_2462_52+26_OFDMA_3

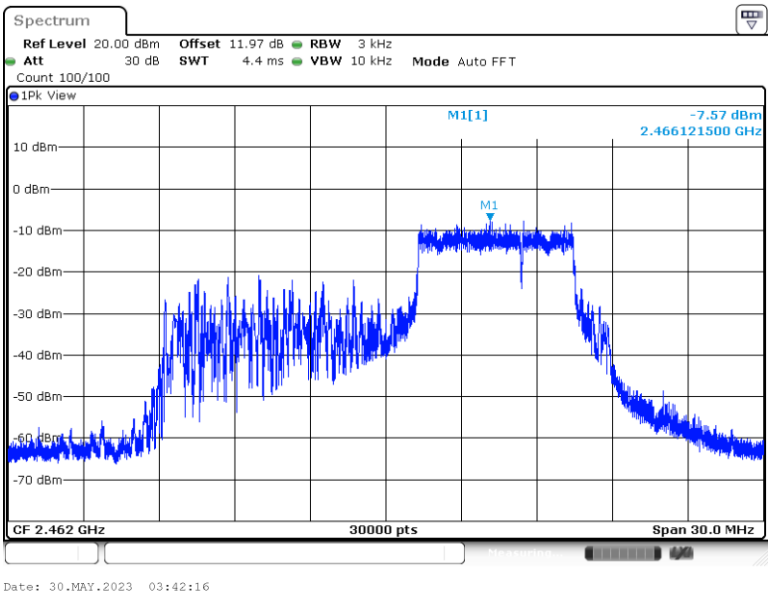

11BE20MIMO_Ant17_2462_106+26_OFDMA_2

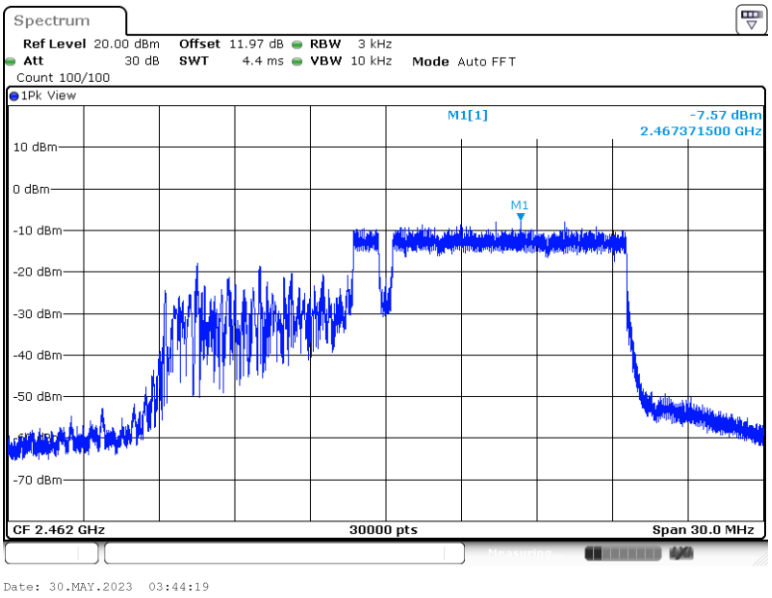

11BE20MIMO_Ant6_2462_52+26_OFDMA_3

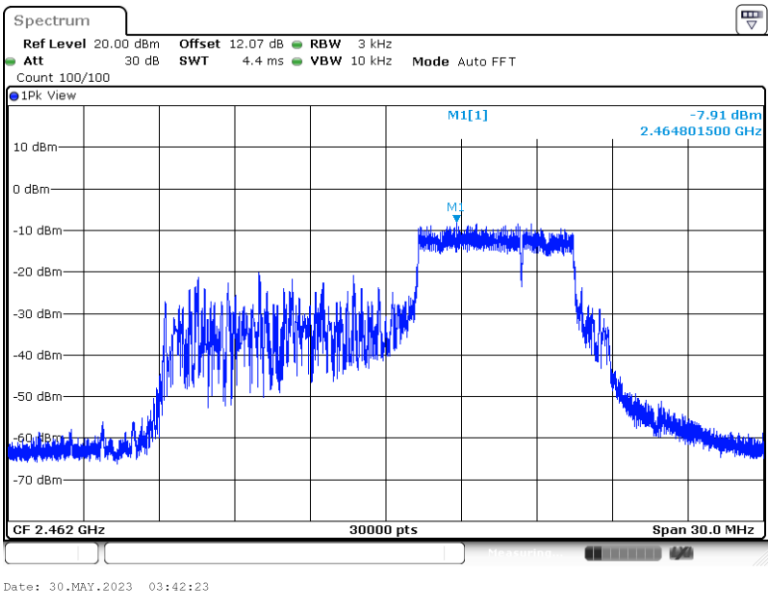

11BE20MIMO_Ant6_2462_106+26_OFDMA_2

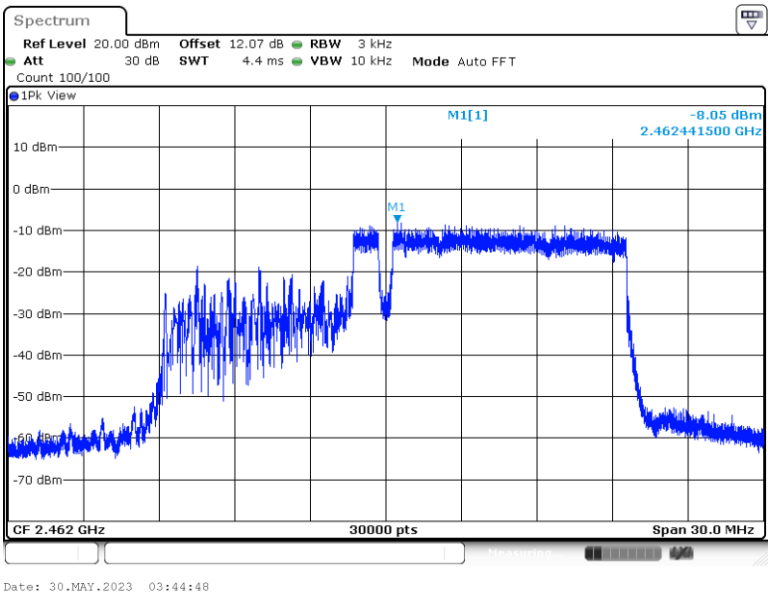

Appendix B. AC Conducted Emission Test Results

Test Engineer :	Lily Qiu	**Temperature :**	22~24℃
		Relative Humidity :	44~50%
Test Voltage :	120Vac / 60Hz	**Phase :**	Line
Remark :	All emissions not reported here are more than 10 dB below the prescribed limit.		

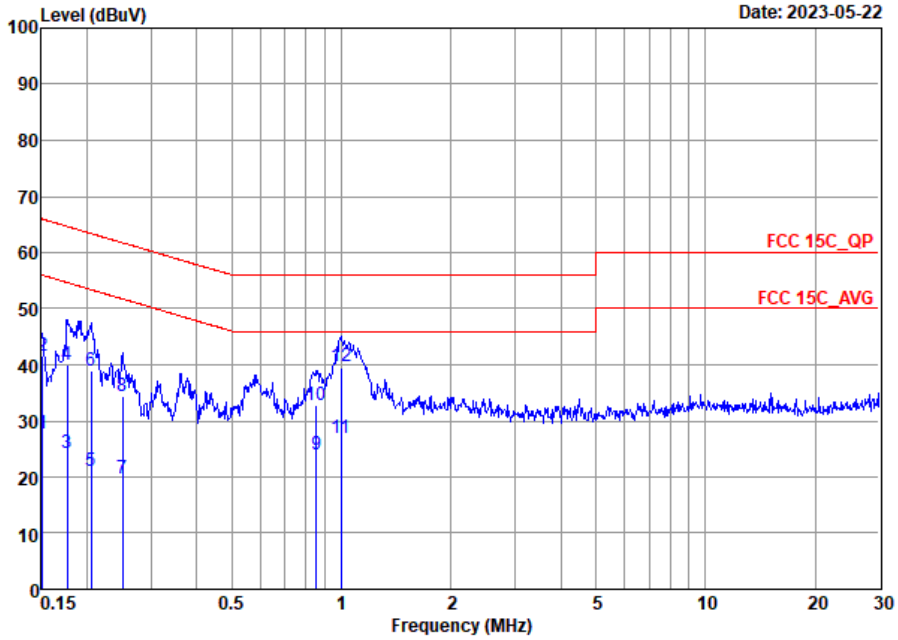

Site : CO01-SZ
Condition: FCC 15C_QP LISN_20230420_L LINE

		Freq	Level	Over Limit	Limit Line	Read Level	LISN Factor	Cable Loss	Remark
		MHz	dBuV	dB	dBuV	dBuV	dB	dB	
1		0.15	27.70	-28.26	55.96	7.10	10.47	10.13	Average
2		0.15	41.60	-24.36	65.96	21.00	10.47	10.13	QP
3		0.18	24.31	-30.33	54.64	3.71	10.46	10.14	Average
4		0.18	40.01	-24.63	64.64	19.41	10.46	10.14	QP
5		0.21	20.96	-32.44	53.40	0.40	10.41	10.15	Average
6		0.21	38.86	-24.54	63.40	18.30	10.41	10.15	QP
7		0.25	19.83	-31.90	51.73	-0.70	10.38	10.15	Average
8		0.25	34.53	-27.20	61.73	14.00	10.38	10.15	QP
9		0.85	24.00	-22.00	46.00	3.60	10.24	10.16	Average
10		0.85	32.90	-23.10	56.00	12.50	10.24	10.16	QP
11		1.00	26.80	-19.20	46.00	6.40	10.24	10.16	Average
12	*	1.00	39.60	-16.40	56.00	19.20	10.24	10.16	QP

Test Engineer :	Lily Qiu	**Temperature :**	22~24℃
		Relative Humidity :	44~50%
Test Voltage :	120Vac / 60Hz	**Phase :**	Neutral
Remark :	All emissions not reported here are more than 10 dB below the prescribed limit.		

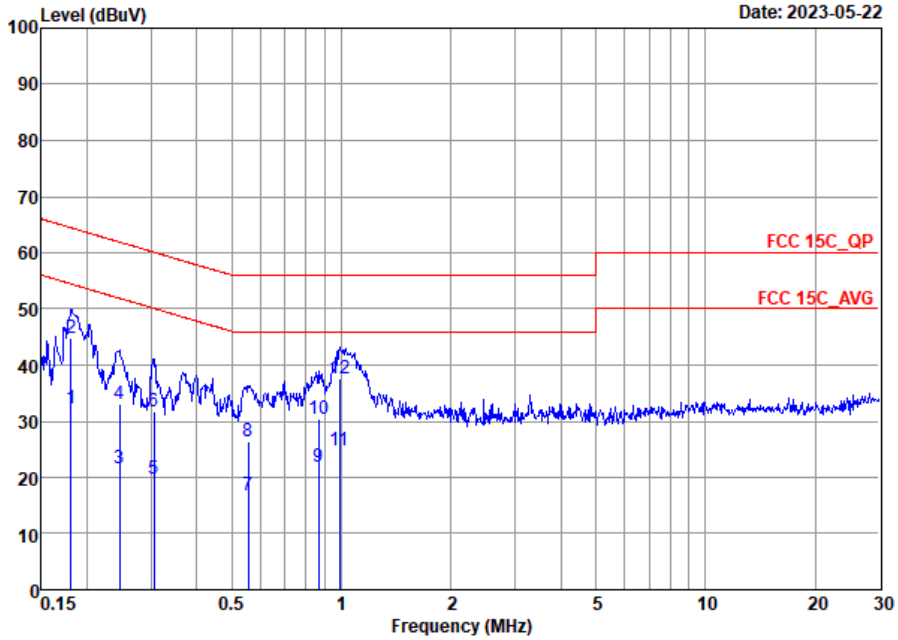

Site : CO01-SZ
Condition: FCC 15C_QP LISN_20230420_N NEUTRAL

		Freq	Level	Over Limit	Limit Line	Read Level	LISN Factor	Cable Loss	Remark
		MHz	dBuV	dB	dBuV	dBuV	dB	dB	
1		0.18	32.24	-22.22	54.46	11.70	10.40	10.14	Average
2		0.18	44.84	-19.62	64.46	24.30	10.40	10.14	QP
3		0.25	21.57	-30.34	51.91	1.10	10.32	10.15	Average
4		0.25	33.07	-28.84	61.91	12.60	10.32	10.15	QP
5		0.31	19.76	-30.34	50.10	-0.69	10.30	10.15	Average
6		0.31	31.76	-28.34	60.10	11.31	10.30	10.15	QP
7		0.56	16.78	-29.22	46.00	-3.60	10.22	10.16	Average
8		0.56	26.48	-29.52	56.00	6.10	10.22	10.16	QP
9		0.87	21.98	-24.02	46.00	1.60	10.22	10.16	Average
10		0.87	30.38	-25.62	56.00	10.00	10.22	10.16	QP
11		0.99	24.90	-21.10	46.00	4.50	10.24	10.16	Average
12	*	0.99	37.50	-18.50	56.00	17.10	10.24	10.16	QP

Note:

1. Level(dBμV) = Read Level(dBμV) + LISN Factor(dB) + Cable Loss(dB)
2. Over Limit(dB) = Level(dBμV) – Limit Line(dBμV)

Appendix C. Radiated Spurious Emission Test Data

Test Engineer :	Kuangjia	Relative Humidity :	50%
		Temperature :	20~22℃

Radiated Spurious Emission Test Modes

Mode	Band (MHz)	Antenna	Modulation	Channel	Frequency	Data Rate	RU	Remark
Mode 1	2400-2483.5	CDD 17+6	802.11b	01	2412	1Mbps	-	-
Mode 2	2400-2483.5	CDD 17+6	802.11b	06	2437	1Mbps	-	-
Mode 3	2400-2483.5	CDD 17+6	802.11b	11	2462	1Mbps	-	-
Mode 4	2400-2483.5	CDD 17+6	802.11g	01	2412	6Mbps	-	-
Mode 5	2400-2483.5	CDD 17+6	802.11g	06	2437	6Mbps	-	-
Mode 6	2400-2483.5	CDD 17+6	802.11g	11	2462	6Mbps	-	-
Mode 7	2400-2483.5	CDD 17+6	802.11be EHT20	01	2412	MCS0	Full RU	-
Mode 8	2400-2483.5	CDD 17+6	802.11be EHT20	06	2437	MCS0	Full RU	-
Mode 9	2400-2483.5	CDD 17+6	802.11be EHT20	11	2462	MCS0	Full RU	-
Mode 10	2400-2483.5	CDD 17+6	802.11be EHT40	03	2422	MCS0	Full RU	-
Mode 11	2400-2483.5	CDD 17+6	802.11be EHT40	06	2437	MCS0	Full RU	-
Mode 12	2400-2483.5	CDD 17+6	802.11be EHT40	09	2452	MCS0	Full RU	-
Mode 13	2400-2483.5	CDD 17+6	802.11be EHT20	01	2412	MCS0	Single RU 106/53	-
Mode 14	2400-2483.5	CDD 17+6	802.11be EHT20	11	2462	MCS0	Single RU 26+8	-
Mode 15	2400-2483.5	CDD 17+6	802.11be EHT20	01	2412	MCS0	Small RU 106+26	-
Mode 16	2400-2483.5	CDD 17+6	802.11be EHT20	11	2462	MCS0	Small RU 52+26	-
Mode17	-	CDD 17+6	802.11g	01	2412	6Mbps	802.11g	LF

Co-location
802.11g CH01_TX + BLE 125kbps_CH39 + LTE Band48_Link

Summary of each worse mode

Mode	Modulation	Ch.	Freq. (MHz)	Level (dBuV/m)	Limit (dBuV/m)	Margin (dB)	Pol.	Peak Avg.	Result	Remark
1	802.11b	01	2347.31	45.74	54.00	-8.26	H	AVERAGE	Pass	Band Edge
	802.11b	01	4824.00	48.91	74.00	-25.09	H	Peak	Pass	Harmonic
2	802.11b	06	-	-	-	-	-	-	-	Band Edge
	802.11b	06	7311.00	47.94	74.00	-26.06	H	Peak	Pass	Harmonic
3	802.11b	11	2489.93	46.36	54.00	-7.64	H	AVERAGE	Pass	Band Edge
	802.11b	11	7386.00	47.02	74.00	-26.98	H	Peak	Pass	Harmonic
4	802.11g	01	2389.95	50.67	54.00	-3.33	V	AVERAGE	Pass	Band Edge
	802.11g	01	4824.00	48.85	74.00	-25.15	V	Peak	Pass	Harmonic
5	802.11g	06	-	-	-	-	-	-	-	Band Edge
	802.11g	06	4874.00	47.26	74.00	-26.74	V	Peak	Pass	Harmonic
6	802.11g	11	2483.62	47.95	54.00	-6.05	H	AVERAGE	Pass	Band Edge
	802.11g	11	7386.00	47.40	74.00	-26.60	H	Peak	Pass	Harmonic
7	802.11be EHT20	01	2389.17	50.30	54.00	-3.70	V	AVERAGE	Pass	Band Edge
	802.11be EHT20	01	4824.00	48.68	74.00	-25.32	H	Peak	Pass	Harmonic
8	802.11be EHT20	06	-	-	-	-	-	-	-	Band Edge
	802.11be EHT20	06	4874.00	47.65	74.00	-26.35	V	Peak	Pass	Harmonic
9	802.11be EHT20	11	2484.91	48.10	54.00	-5.90	V	AVERAGE	Pass	Band Edge
	802.11be EHT20	11	7386.00	47.61	74.00	-26.39	H	Peak	Pass	Harmonic
10	802.11be EHT40	03	2389.74	49.28	54.00	-4.72	V	AVERAGE	Pass	Band Edge
	802.11be EHT40	03	4844.00	47.70	74.00	-26.30	H	Peak	Pass	Harmonic

Mode	Modulation	Ch.	Freq. (MHz)	Level (dBuV/m)	Limit (dBuV/m)	Margin (dB)	Pol.	Peak Avg.	Result	Remark
11	802.11be EHT40	06	-	-	-	-	-	-	-	Band Edge
	802.11be EHT40	06	7311.00	47.29	74.00	-26.71	H	Peak	Pass	Harmonic
12	802.11be EHT40	09	2484.21	50.41	54.00	-3.59	H	AVERAGE	Pass	Band Edge
	802.11be EHT40	09	7356.00	47.37	74.00	-26.63	H	Peak	Pass	Harmonic
13	802.11be EHT20	01	2389.43	46.07	54.00	-7.93	V	AVERAGE	Pass	Band Edge
	802.11be EHT20	01	-	-	-	-	-	-	-	Harmonic
14	802.11be EHT20	11	2495.25	46.15	54.00	-7.85	V	AVERAGE	Pass	Band Edge
	802.11be EHT20	11	-	-	-	-	-	-	-	Harmonic
15	802.11be EHT20	01	2389.43	46.92	54.00	-7.08	V	AVERAGE	Pass	Band Edge
	802.11be EHT20	01	-	-	-	-	-	-	-	Harmonic
16	802.11be EHT20	11	2485.26	46.29	54.00	-7.71	H	AVERAGE	Pass	Band Edge
	802.11be EHT20	11	-	-	-	-	-	-	-	Harmonic
17	802.11g	01	30.00	24.05	40	-15.95	V	Peak	Pass	LF

<Co-location>

WIFI 802.11g CH 01 + BLE CH39 + LTE B48 (Band Edge @ 3m)

WIFI Ant.	Note	Frequency (MHz)	Level (dBμV/m)	Margin (dB)	Limit Line (dBμV/m)	Read Level (dBμV)	Antenna Factor (dB/m)	Cable Loss (dB)	Preamp Factor (dB)	Ant Pos (cm)	Table Pos (deg)	Peak Avg. (P/A)	Pol. (H/V)
Co-colation		2389.695	64	-10	74	56.93	32.36	6.44	31.73	100	169	P	H
		2389.695	49.58	-4.42	54	42.51	32.36	6.44	31.73	100	169	A	H
	*	2412	107.29	-	-	100.15	32.37	6.44	31.67	100	169	P	H
	*	2412	99.81	-	-	92.67	32.37	6.44	31.67	100	169	A	H
		2389.065	60.61	-13.39	74	53.54	32.36	6.44	31.73	100	296	P	V
		2389.59	47.77	-6.23	54	40.7	32.36	6.44	31.73	100	296	A	V
	*	2412	106.46	-	-	99.32	32.37	6.44	31.67	100	296	P	V
	*	2412	98.93	-	-	91.79	32.37	6.44	31.67	100	296	A	V
Remark	1. No other spurious found. 2. All results are PASS against Peak and Average limit line.												

WIFI 802.11g CH 01 + BLE CH39 + LTE B48 (Band Edge @ 3m)

BLE Ant.	Note	Frequency (MHz)	Level (dBμV/m)	Margin (dB)	Limit Line (dBμV/m)	Read Level (dBμV)	Antenna Factor (dB/m)	Cable Loss (dB)	Preamp Factor (dB)	Ant Pos (cm)	Table Pos (deg)	Peak Avg. (P/A)	Pol. (H/V)
Co-colation	*	2480	99.5	-	-	92.14	32.39	6.53	31.56	100	360	P	H
	*	2480	99.03	-	-	91.67	32.39	6.53	31.56	100	360	A	H
		2496.04	54.31	-19.69	74	46.88	32.4	6.53	31.5	100	360	P	H
		2497.64	45.44	-8.56	54	38.01	32.4	6.53	31.5	100	360	A	H
	*	2480	95.28	-	-	87.92	32.39	6.53	31.56	280	271	P	V
	*	2480	94.69	-	-	87.33	32.39	6.53	31.56	280	271	A	V
		2493.36	53.76	-20.24	74	46.33	32.4	6.53	31.5	280	271	P	V
		2498.72	43.44	-10.56	54	36.01	32.4	6.53	31.5	280	271	A	V
Remark	1. No other spurious found. 2. All results are PASS against Peak and Average limit line.												

WIFI 802.11g CH 01 + BLE CH39 + LTE B48 (Harmonic @ 3m)

WIFI+BLE Ant.	Note	Frequency	Level	Margin	Limit Line	Read Level	Antenna Factor	Cable Loss	Preamp Factor	Ant Pos	Table Pos	Peak Avg.	Pol.
		(MHz)	(dBµV/m)	(dB)	(dBµV/m)	(dBµV)	(dB/m)	(dB)	(dB)	(cm)	(deg)	(P/A)	(H/V)
Co-colation		4824	42.46	-31.54	74	56.49	34.4	9.47	57.9			P	H
		4960	41.85	-32.15	74	28.46	34.32	9.59	30.52			P	H
		7440	40.22	-33.78	74	24.01	35.94	11.29	31.02			P	H
		4824	41.91	-32.09	74	55.94	34.4	9.47	57.9			P	V
		4960	43.68	-30.32	74	30.29	34.32	9.59	30.52			P	V
		7440	39.95	-34.05	74	23.74	35.94	11.29	31.02			P	V
Remark	1. No other spurious found. 2. All results are PASS against Peak and Average limit line.												

Mode	1	
	Band Edge	
	2400-2483.5_802.11b_CH01_2412MHz	
ANT	CDD 17+6	
Pol.	Horizontal	Fundamental
Peak	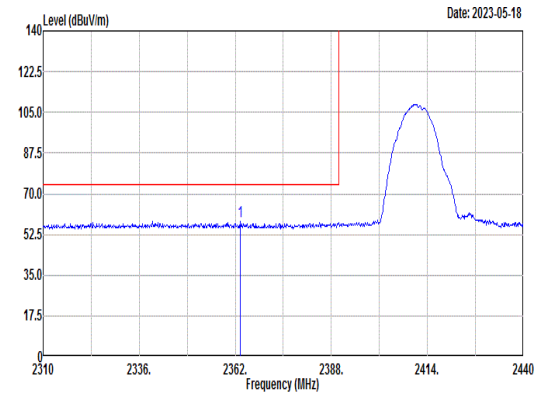 Site : 03CH04-SZ Condition: PEAK_BE_74 3m HF_ANT_3117(119436) HORIZONTAL : RBW:1000.000kHz VBW:3000.000kHz Mode : 23 Setting : 1M Powersetting 18.5 Plane : Z with Accessory : 861585060047220/861585060047238 Freq Level Limit Line Margin Read Level Ant Factor Cable Loss Preamp Factor APos TPos Remark MHz dBuV/m dBuV/m dBuV dB/m dB dB cm deg 1 2363.30 58.06 74.00 -15.94 53.35 33.24 5.34 33.87 200 340 PEAK	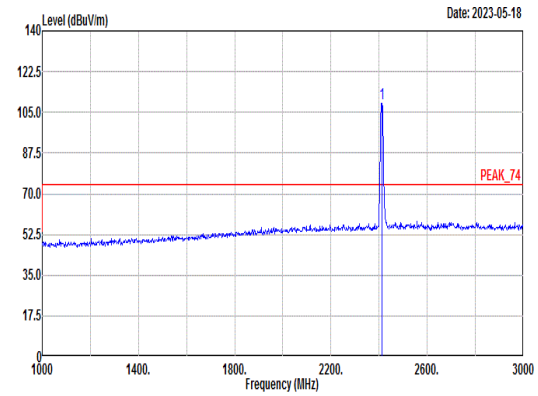 Site : 03CH04-SZ Condition: PEAK_74 3m HF_ANT_3117(119436) HORIZONTAL : RBW:1000.000kHz VBW:3000.000kHz Mode : 23 Setting : 1M Powersetting 18.5 Plane : Z with Accessory : 861585060047220/861585060047238 Freq Level Limit Line Margin (dB) Read Level Ant Factor Cable Loss Preamp Factor APos TPos Remark MHz dBuV/m dBuV/m dBuV dB/m dB dB cm deg 1 2412.00 109.02 ------ ------ 104.15 33.37 5.38 33.88 200 340 PEAK
Avg	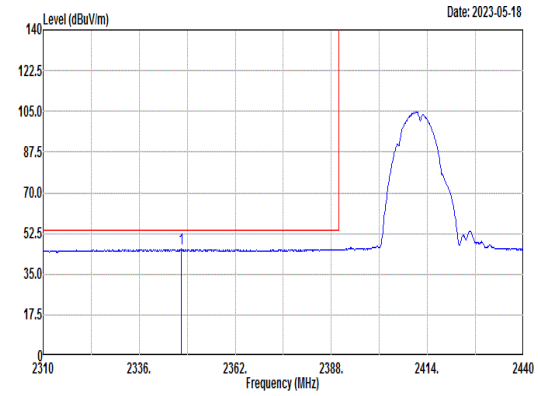 Site : 03CH04-SZ Condition: AVG_BE_54 3m HF_ANT_3117(119436) HORIZONTAL : RBW:1000.000kHz VBW:0.010kHz Mode : 23 Setting : 1M Powersetting 18.5 Plane : Z with Accessory : 861585060047220/861585060047238 Freq Level Limit Line Margin Read Level Ant Factor Cable Loss Preamp Factor APos TPos Remark MHz dBuV/m dBuV/m dBuV dB/m dB dB cm deg 1 2347.31 45.74 54.00 -8.26 41.09 33.20 5.32 33.87 200 340 AVERAGE	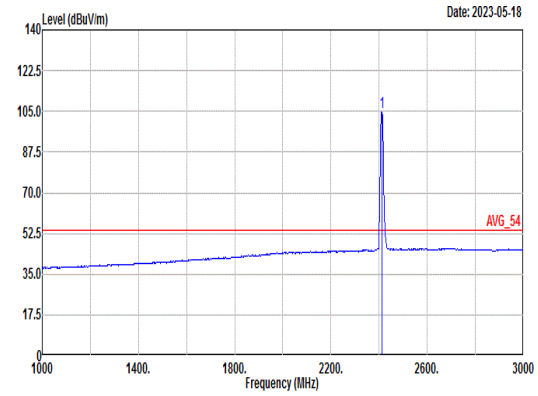 Site : 03CH04-SZ Condition: AVG_54 3m HF_ANT_3117(119436) HORIZONTAL : RBW:1000.000kHz VBW:0.010kHz Mode : 23 Setting : 1M Powersetting 18.5 Plane : Z with Accessory : 861585060047220/861585060047238 Freq Level Limit Line Margin (dB) Read Level Ant Factor Cable Loss Preamp Factor APos TPos Remark MHz dBuV/m dBuV/m dBuV dB/m dB dB cm deg 1 2412.00 104.66 ------ ------ 99.79 33.37 5.38 33.88 200 340 AVERAGE

Mode	1	
	Band Edge	
	2400-2483.5_802.11b_CH01_2412MHz	
ANT	CDD 17+6	
Pol.	Vertical	Fundamental
Peak	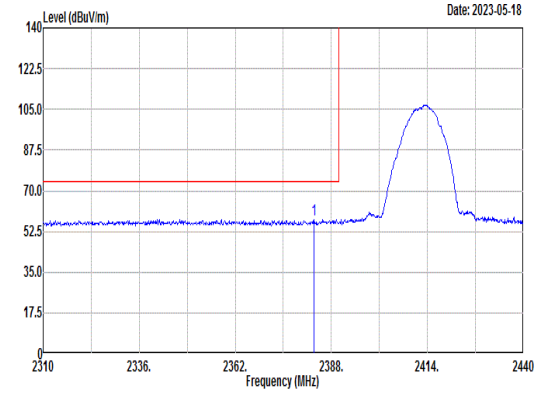 Site : 03CH04-SZ Condition: PEAK_BE_74 3m HF_ANT_3117(119436) VERTICAL : RBW:1000.000kHz VBW:3000.000kHz Mode : 23 Setting : 1M Powersetting 18.5 Plane : Z with Accessory : 861585060047220/861585060047238 Freq Level Limit Line Margin Read Level Ant Factor Cable Loss Preamp Factor APos TPos Remark MHz dBuV/m dBuV/m dBuV dB/m dB dB cm deg 1 2383.32 57.83 74.00 -16.17 53.06 33.30 5.35 33.88 300 254 PEAK	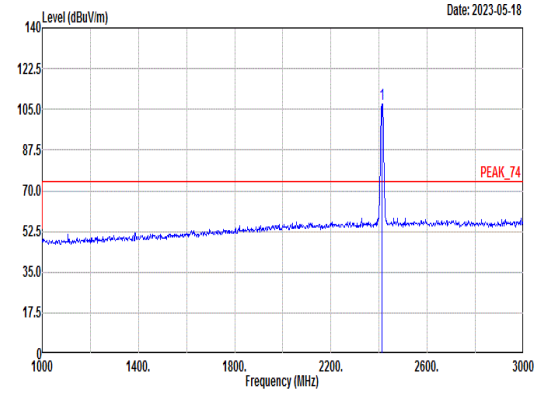 Site : 03CH04-SZ Condition: PEAK_74 3m HF_ANT_3117(119436) VERTICAL : RBW:1000.000kHz VBW:3000.000kHz Mode : 23 Setting : 1M Powersetting 18.5 Plane : Z with Accessory : 861585060047220/861585060047238 Freq Level Limit Line Margin (dB) Read Level Ant Factor Cable Loss Preamp Factor APos TPos Remark MHz dBuV/m dBuV/m dBuV dB/m dB dB cm deg 1 2412.00 107.31 ------ ------ 102.43 33.38 5.38 33.88 300 254 PEAK
Avg	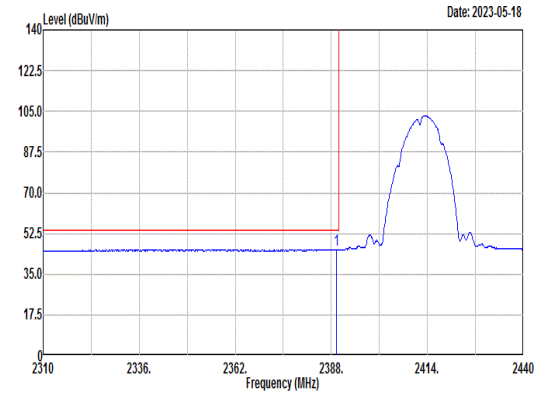 Site : 03CH04-SZ Condition: AVG_BE_54 3m HF_ANT_3117(119436) VERTICAL : RBW:1000.000kHz VBW:0.010kHz Mode : 23 Setting : 1M Powersetting 18.5 Plane : Z with Accessory : 861585060047220/861585060047238 Freq Level Limit Line Margin Read Level Ant Factor Cable Loss Preamp Factor APos TPos Remark MHz dBuV/m dBuV/m dBuV dB/m dB dB cm deg 1 2389.43 45.68 54.00 -8.32 40.89 33.31 5.36 33.88 300 254 AVERAGE	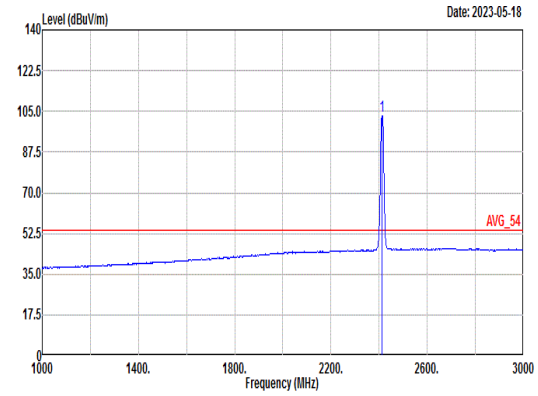 Site : 03CH04-SZ Condition: AVG_54 3m HF_ANT_3117(119436) VERTICAL : RBW:1000.000kHz VBW:0.010kHz Mode : 23 Setting : 1M Powersetting 18.5 Plane : Z with Accessory : 861585060047220/861585060047238 Freq Level Limit Line Margin (dB) Read Level Ant Factor Cable Loss Preamp Factor APos TPos Remark MHz dBuV/m dBuV/m dBuV dB/m dB dB cm deg 1 2412.00 102.87 ------ ------ 98.00 33.37 5.38 33.88 300 254 AVERAGE

Mode	1	
	Harmonic	
	2400-2483.5_802.11b_CH01_2412MHz	
ANT	CDD 17+6	
Pol.	Horizontal	Vertical
Peak Avg	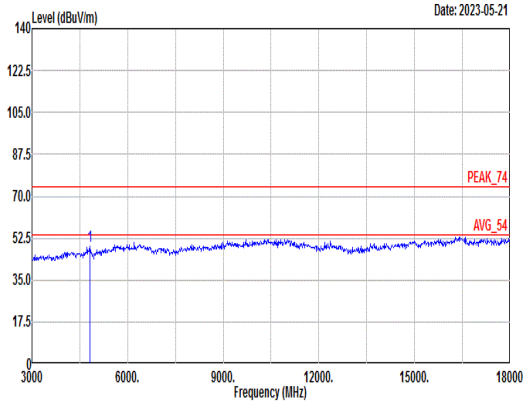 Site : 03CH04-SZ Condition: PEAK_74 3m HF_ANT_3117(119436) HORIZONTAL Mode : 23 Setting : 1M Power setting 18.5 Plane : Z with Accessories : 861585060047220/861585060047238 1 4824.00 48.91 74.00 -25.09 53.70 36.09 8.88 49.76 --- --- Peak	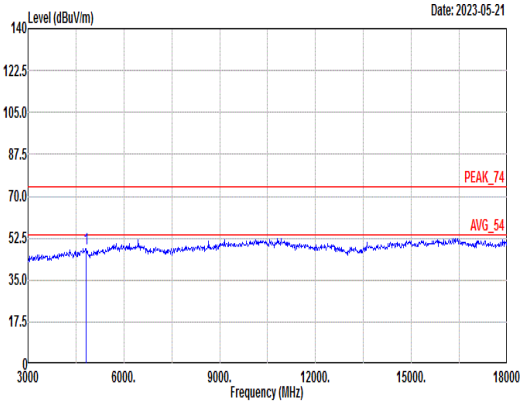 Site : 03CH04-SZ Condition: PEAK_74 3m HF_ANT_3117(119436) VERTICAL Mode : 23 Setting : 1M Power setting 18.5 Plane : Z with Accessories : 861585060047220/861585060047238 1 4824.00 47.83 74.00 -26.17 52.62 36.09 8.88 49.76 --- --- Peak

Mode	2	
	Harmonic	
	2400-2483.5_802.11b_CH06_2437MHz	
ANT	CDD 17+6	
Pol.	Horizontal	Vertical
Peak Avg	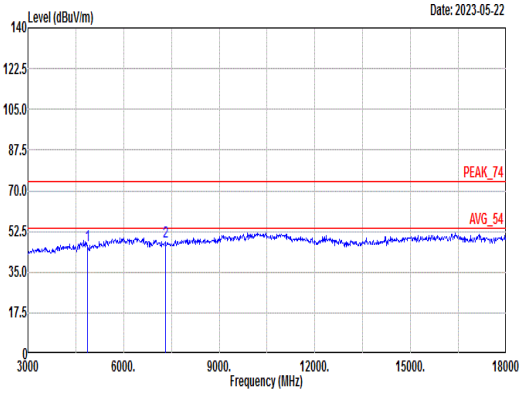 Site : 03CH04-SZ Condition: PEAK_74 3m HF_ANT_3117(119436) HORIZONTAL Mode : 24 Setting : 1M Power setting 18.5 Plane : Z with Accessories : 861585060047220/861585060047238 Freq Level Limit Line Margin Read Level Ant Factor Cable Loss Preamp Factor APos TPos Remark MHz dBuV/m dBuV/m dB dBuV dB/m dB dB cm deg 1 4874.00 46.52 74.00 -27.48 51.45 36.12 8.72 49.77 --- --- Peak 2 7311.00 47.94 74.00 -26.06 50.24 36.22 10.18 48.70 --- --- Peak	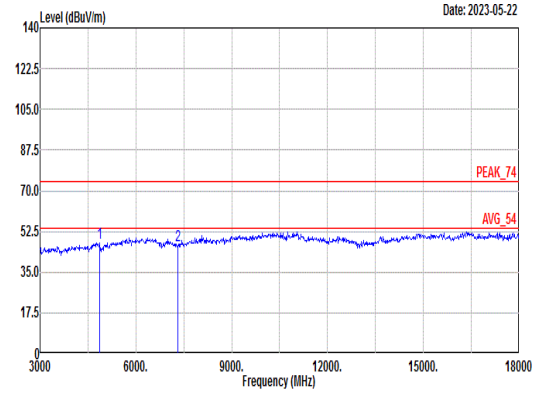 Site : 03CH04-SZ Condition: PEAK_74 3m HF_ANT_3117(119436) VERTICAL Mode : 24 Setting : 1M Power setting 18.5 Plane : Z with Accessories : 861585060047220/861585060047238 Freq Level Limit Line Margin Read Level Ant Factor Cable Loss Preamp Factor APos TPos Remark MHz dBuV/m dBuV/m dB dBuV dB/m dB dB cm deg 1 4874.00 47.33 74.00 -26.67 52.26 36.12 8.72 49.77 --- --- Peak 2 7311.00 46.72 74.00 -27.28 49.02 36.22 10.18 48.70 --- --- Peak

Mode	3	
	Band Edge	
	2400-2483.5_802.11b_CH11_2462MHz	
ANT	CDD 17+6	
Pol.	Horizontal	Fundamental
Peak	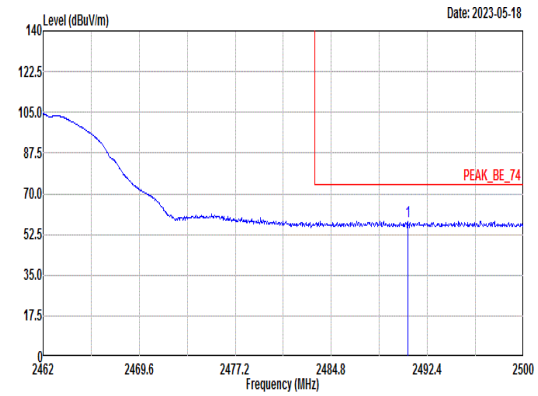 Site : 03CH04-SZ Condition: PEAK_BE_74 3m HF_ANT_3117(119436) HORIZONTAL : RBW:1000.000kHz VBW:3000.000kHz Mode : 25 Setting : 1M Powersetting 18.5 Plane : Z with Accessory : 861585060047220/861585060047238 Freq Level Limit Line Margin Read Level Ant Factor Cable Loss Preamp Factor APos TPos Remark MHz dBuV/m dBuV/m dBuV dB/m dB dB cm deg 1 2490.84 58.34 74.00 -15.66 53.19 33.58 5.47 33.90 154 0 PEAK	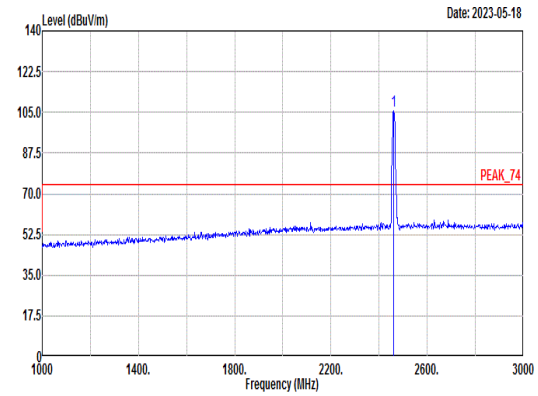 Site : 03CH04-SZ Condition: PEAK_74 3m HF_ANT_3117(119436) HORIZONTAL : RBW:1000.000kHz VBW:3000.000kHz Mode : 25 Setting : 1M Powersetting 18.5 Plane : Z with Accessory : 861585060047220/861585060047238 Freq Level Limit Line Margin (dB) Read Level Ant Factor Cable Loss Preamp Factor APos TPos Remark MHz dBuV/m dBuV/m dBuV dB/m dB dB cm deg 1 2462.00 105.66 ------ ------ 100.62 33.50 5.43 33.89 154 0 PEAK
Avg	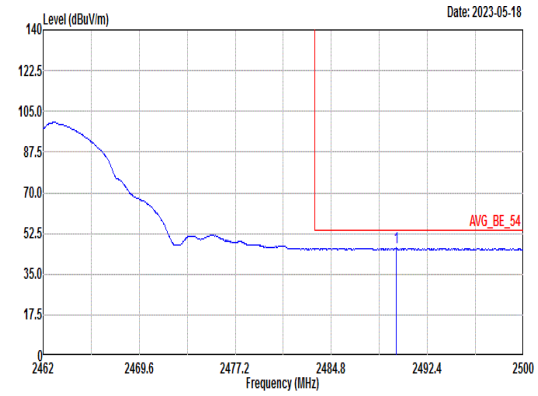 Site : 03CH04-SZ Condition: AVG_BE_54 3m HF_ANT_3117(119436) HORIZONTAL : RBW:1000.000kHz VBW:0.010kHz Mode : 25 Setting : 1M Powersetting 18.5 Plane : Z with Accessory : 861585060047220/861585060047238 Freq Level Limit Line Margin Read Level Ant Factor Cable Loss Preamp Factor APos TPos Remark MHz dBuV/m dBuV/m dBuV dB/m dB dB cm deg 1 2489.93 46.36 54.00 -7.64 41.22 33.57 5.47 33.90 154 0 AVERAGE	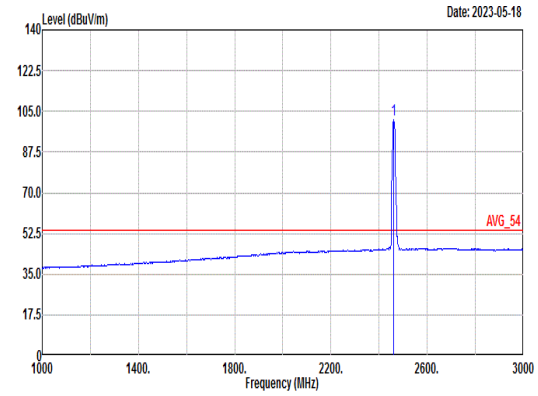 Site : 03CH04-SZ Condition: AVG_54 3m HF_ANT_3117(119436) HORIZONTAL : RBW:1000.000kHz VBW:0.010kHz Mode : 25 Setting : 1M Powersetting 18.5 Plane : Z with Accessory : 861585060047220/861585060047238 Freq Level Limit Line Margin (dB) Read Level Ant Factor Cable Loss Preamp Factor APos TPos Remark MHz dBuV/m dBuV/m dBuV dB/m dB dB cm deg 1 2462.00 101.23 ------ ------ 96.18 33.50 5.44 33.89 154 0 AVERAGE

Mode	3	
	Band Edge	
	2400-2483.5_802.11b_CH11_2462MHz	
ANT	CDD 17+6	
Pol.	Vertical	Fundamental
Peak	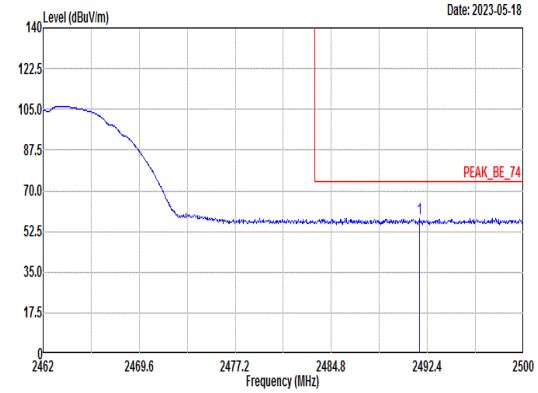 Site : 03CH04-SZ Condition: PEAK_BE_74 3m HF_ANT_3117(119436) VERTICAL : RBW:1000.000kHz VBW:3000.000kHz Mode : 25 Setting : 1M Powersetting 18.5 Plane : Z with Accessory : 861585060047220/861585060047238 Freq Level Limit Line Margin Read Level Ant Factor Cable Loss Preamp Factor APos TPos Remark MHz dBuV/m dBuV/m dBuV dB/m dB dB cm deg 1 2491.79 58.17 74.00 -15.83 53.02 33.58 5.47 33.90 100 306 PEAK	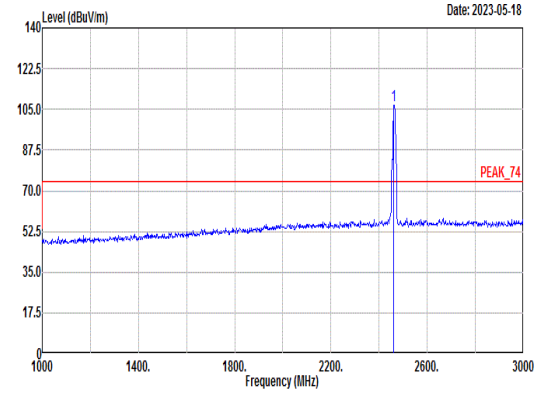 Site : 03CH04-SZ Condition: PEAK_74 3m HF_ANT_3117(119436) VERTICAL : RBW:1000.000kHz VBW:3000.000kHz Mode : 25 Setting : 1M Powersetting 18.5 Plane : Z with Accessory : 861585060047220/861585060047238 Freq Level Limit Line Margin (dB) Read Level Ant Factor Cable Loss Preamp Factor APos TPos Remark MHz dBuV/m dBuV/m ------ ------ dBuV dB/m dB dB cm deg 1 2462.00 106.80 ------ ------ 101.74 33.51 5.44 33.89 100 306 PEAK
Avg	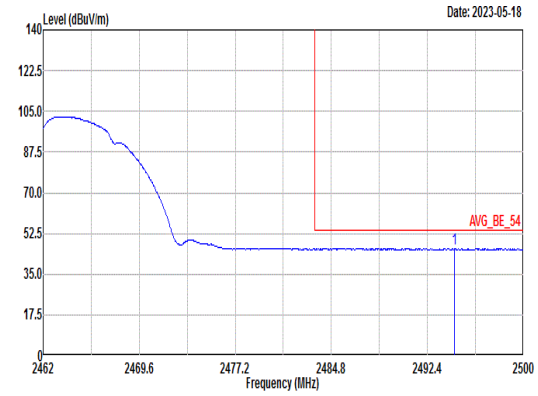 Site : 03CH04-SZ Condition: AVG_BE_54 3m HF_ANT_3117(119436) VERTICAL : RBW:1000.000kHz VBW:0.010kHz Mode : 25 Setting : 1M Powersetting 18.5 Plane : Z with Accessory : 861585060047220/861585060047238 Freq Level Limit Line Margin Read Level Ant Factor Cable Loss Preamp Factor APos TPos Remark MHz dBuV/m dBuV/m dBuV dB/m dB dB cm deg 1 2494.57 46.07 54.00 -7.93 40.91 33.59 5.47 33.90 100 306 AVERAGE	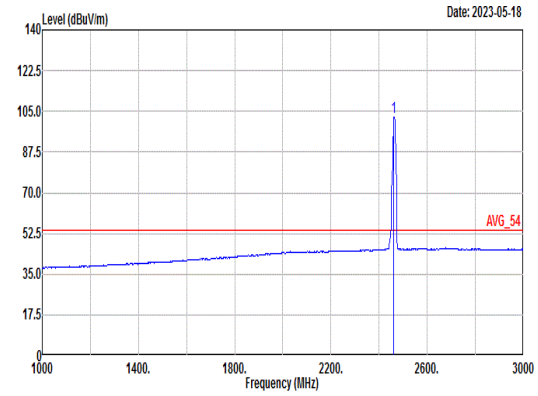 Site : 03CH04-SZ Condition: AVG_54 3m HF_ANT_3117(119436) VERTICAL : RBW:1000.000kHz VBW:0.010kHz Mode : 25 Setting : 1M Powersetting 18.5 Plane : Z with Accessory : 861585060047220/861585060047238 Freq Level Limit Line Margin (dB) Read Level Ant Factor Cable Loss Preamp Factor APos TPos Remark MHz dBuV/m dBuV/m ------ ------ dBuV dB/m dB dB cm deg 1 2462.00 102.64 ------ ------ 97.58 33.51 5.44 33.89 100 306 AVERAGE

Mode	3	
	Harmonic	
	2400-2483.5_802.11b_CH11_2462MHz	
ANT	CDD 17+6	
Pol.	Horizontal	Vertical
Peak Avg	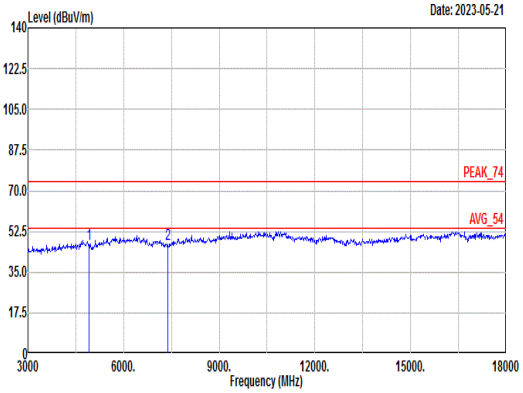 Site : 03CH04-SZ Condition: PEAK_74 3m HF_ANT_3117(119436) HORIZONTAL Mode : 25 Setting : 1M Power setting 18.5 Plane : Z with Accessories : 861585060047220/861585060047238 Freq Level Limit Line Margin Read Level Ant Factor Cable Loss Preamp Factor APos TPos Remark MHz dBuV/m dBuV/m dB dBuV dB/m dB dB cm deg 1 4924.00 46.79 74.00 -27.21 51.85 36.15 8.57 49.78 --- --- Peak 2 7386.00 47.02 74.00 -26.98 49.37 36.05 10.18 48.58 --- --- Peak	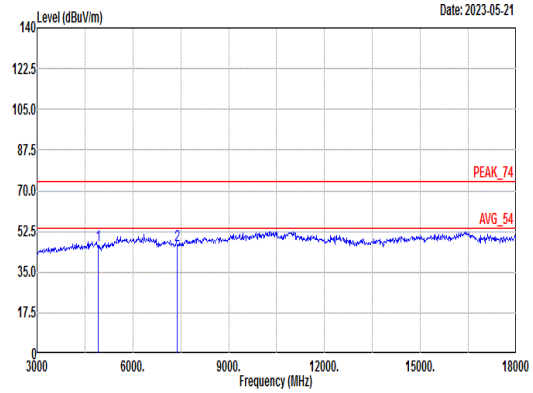 Site : 03CH04-SZ Condition: PEAK_74 3m HF_ANT_3117(119436) VERTICAL Mode : 25 Setting : 1M Power setting 18.5 Plane : Z with Accessories : 861585060047220/861585060047238 Freq Level Limit Line Margin Read Level Ant Factor Cable Loss Preamp Factor APos TPos Remark MHz dBuV/m dBuV/m dB dBuV dB/m dB dB cm deg 1 4924.00 46.39 74.00 -27.61 51.45 36.15 8.57 49.78 --- --- Peak 2 7386.00 46.65 74.00 -27.35 49.00 36.05 10.18 48.58 --- --- Peak

Mode	4	
	Band Edge	
	2400-2483.5_802.11g_CH01_2412MHz	
ANT	CDD 17+6	
Pol.	Horizontal	Fundamental
Peak	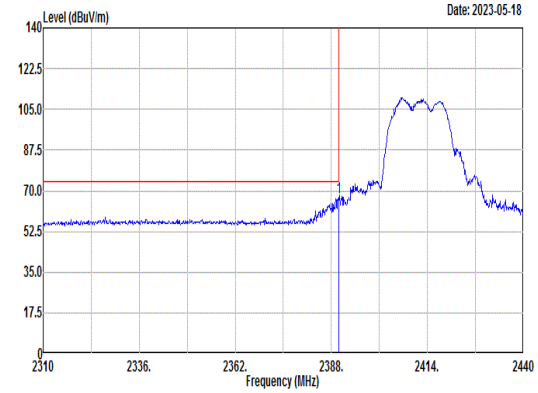 Site : 03CH04-SZ Condition: PEAK_BE_74 3m HF_ANT_3117(119436) HORIZONTAL : RBW:1000.000kHz VBW:3000.000kHz Mode : 26 Setting : 6M Powersetting 18.5 Plane : Z with Accessory : 861585060047220/861585060047238 Freq Level Limit Line Margin Read Level Ant Factor Cable Loss Preamp Factor APos TPos Remark MHz dBuV/m dBuV/m dBuV dB/m dB dB cm deg 1 2389.95 66.96 74.00 -7.04 62.17 33.31 5.36 33.88 400 15 PEAK	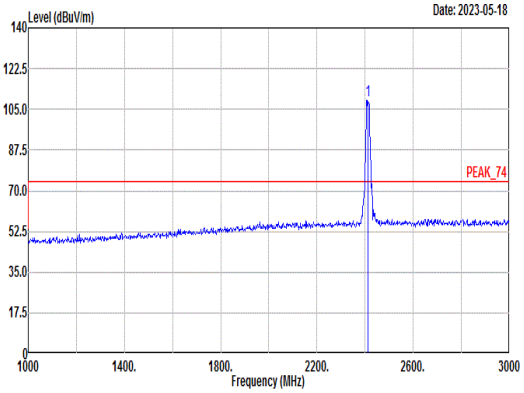 Site : 03CH04-SZ Condition: PEAK_74 3m HF_ANT_3117(119436) HORIZONTAL : RBW:1000.000kHz VBW:3000.000kHz Mode : 26 Setting : 6M Powersetting 18.5 Plane : Z with Accessory : 861585060047220/861585060047238 Freq Level Limit Line Margin (dB) Read Level Ant Factor Cable Loss Preamp Factor APos TPos Remark MHz dBuV/m dBuV/m dBuV dB/m dB dB cm deg 1 2412.00 108.97 ------ ------ 104.12 33.36 5.37 33.88 400 15 PEAK
Avg	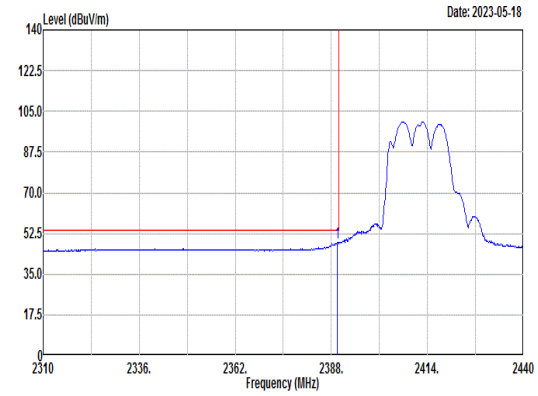 Site : 03CH04-SZ Condition: AVG_BE_54 3m HF_ANT_3117(119436) HORIZONTAL : RBW:1000.000kHz VBW:1.000kHz Mode : 26 Setting : 6M Powersetting 18.5 Plane : Z with Accessory : 861585060047220/861585060047238 Freq Level Limit Line Margin Read Level Ant Factor Cable Loss Preamp Factor APos TPos Remark MHz dBuV/m dBuV/m dBuV dB/m dB dB cm deg 1 2389.69 48.72 54.00 -5.28 43.93 33.31 5.36 33.88 400 15 AVERAGE	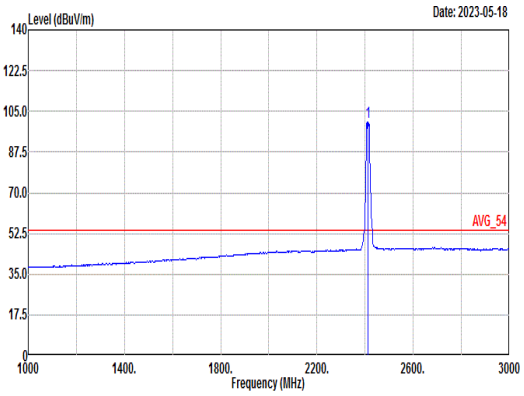 Site : 03CH04-SZ Condition: AVG_54 3m HF_ANT_3117(119436) HORIZONTAL : RBW:1000.000kHz VBW:1.000kHz Mode : 26 Setting : 6M Powersetting 18.5 Plane : Z with Accessory : 861585060047220/861585060047238 Freq Level Limit Line Margin (dB) Read Level Ant Factor Cable Loss Preamp Factor APos TPos Remark MHz dBuV/m dBuV/m dBuV dB/m dB dB cm deg 1 2412.00 100.37 ------ ------ 95.52 33.36 5.37 33.88 400 15 AVERAGE

Mode	4	
	Band Edge	
	2400-2483.5_802.11g_CH01_2412MHz	
ANT	CDD 17+6	
Pol.	Vertical	Fundamental
Peak	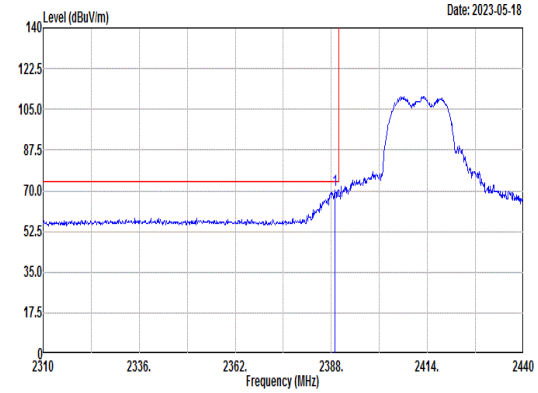 Site : 03CH04-SZ Condition: PEAK_BE_74 3m HF_ANT_3117(119436) VERTICAL : RBW:1000.000kHz VBW:3000.000kHz Mode : 26 Setting : 6M Powersetting 18.5 Plane : Z with Accessory : 861585060047220/861585060047238 1 2388.91 70.29 74.00 -3.71 65.50 33.31 5.36 33.88 100 1 PEAK	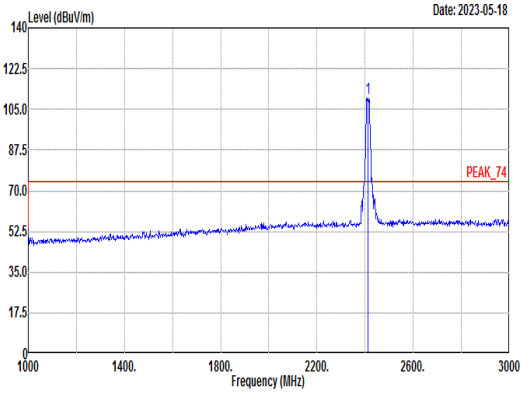 Site : 03CH04-SZ Condition: PEAK_74 3m HF_ANT_3117(119436) VERTICAL : RBW:1000.000kHz VBW:3000.000kHz Mode : 26 Setting : 6M Powersetting 18.5 Plane : Z with Accessory : 861585060047220/861585060047238 1 2412.00 109.89 ------ ------ 105.02 33.37 5.38 33.88 100 1 PEAK
Avg	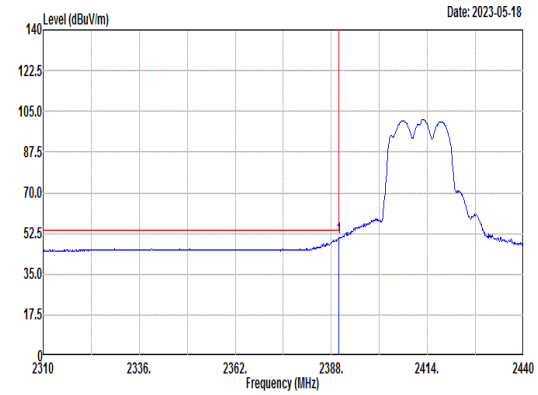 Site : 03CH04-SZ Condition: AVG_BE_54 3m HF_ANT_3117(119436) VERTICAL : RBW:1000.000kHz VBW:1.000kHz Mode : 26 Setting : 6M Powersetting 18.5 Plane : Z with Accessory : 861585060047220/861585060047238 1 2389.95 50.67 54.00 -3.33 45.88 33.31 5.36 33.88 100 1 AVERAGE	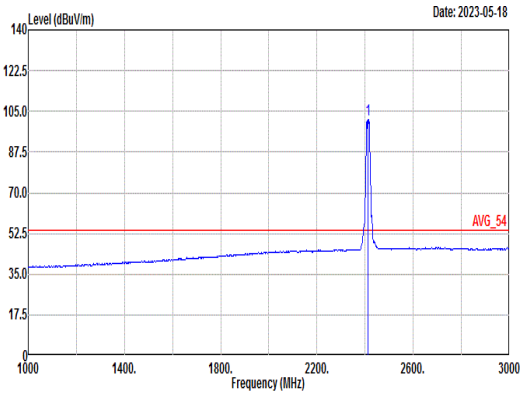 Site : 03CH04-SZ Condition: AVG_54 3m HF_ANT_3117(119436) VERTICAL : RBW:1000.000kHz VBW:1.000kHz Mode : 26 Setting : 6M Powersetting 18.5 Plane : Z with Accessory : 861585060047220/861585060047238 1 2412.00 101.50 ------ ------ 96.63 33.37 5.38 33.88 100 1 AVERAGE

Mode	4	
	Harmonic	
	2400-2483.5_802.11g_CH01_2412MHz	
ANT	CDD 17+6	
Pol.	Horizontal	Vertical
Peak Avg	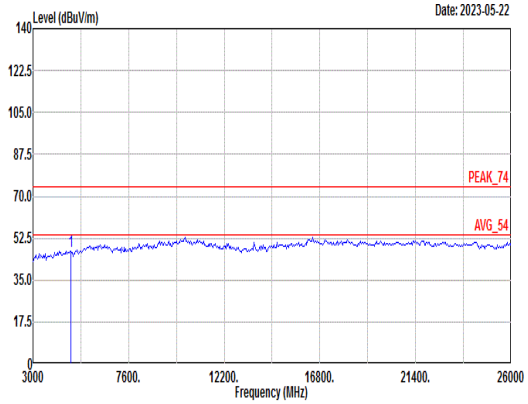 Site : 03CH04-SZ Condition: PEAK_74 3m HF_ANT_3117(119436) HORIZONTAL Mode : 26 Setting : 6M Power setting 18.5 Plane : Z with Accessories : 861585060047220/861585060047238 Freq Level Limit Line Margin Read Level Ant Factor Cable Loss Preamp Factor APos TPos Remark MHz dBuV/m dBuV/m dB dBuV dB/m dB dB cm deg 1 4824.00 47.03 74.00 -26.97 51.82 36.09 8.88 49.76 --- --- Peak	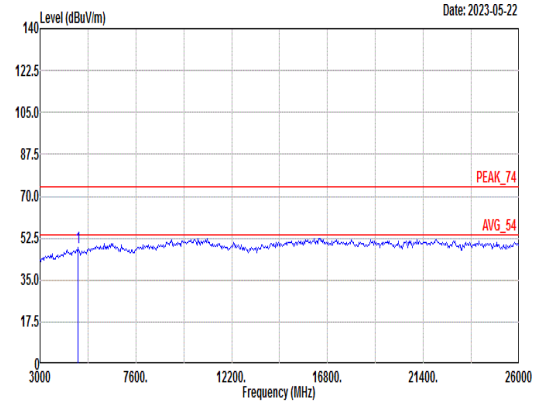 Site : 03CH04-SZ Condition: PEAK_74 3m HF_ANT_3117(119436) VERTICAL Mode : 26 Setting : 6M Power setting 18.5 Plane : Z with Accessories : 861585060047220/861585060047238 Freq Level Limit Line Margin Read Level Ant Factor Cable Loss Preamp Factor APos TPos Remark MHz dBuV/m dBuV/m dB dBuV dB/m dB dB cm deg 1 4824.00 48.85 74.00 -25.15 53.64 36.09 8.88 49.76 --- --- Peak

Mode	5	
	Harmonic	
	2400-2483.5_802.11g_CH06_2437MHz	
ANT	CDD 17+6	
Pol.	Horizontal	Vertical
Peak Avg	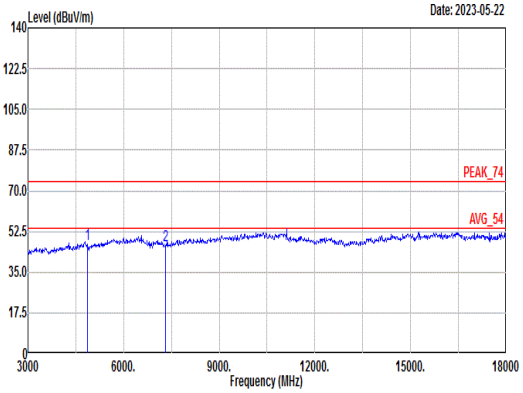 Site : 03CH04-SZ Condition: PEAK_74 3m HF_ANT_3117(119436) HORIZONTAL Mode : 27 Setting : 6M Power setting 19 Plane : Z with Accessories : 861585060047220/861585060047238 Freq Level Limit Line Margin Read Level Ant Factor Cable Loss Preamp Factor APos TPos Remark MHz dBuV/m dBuV/m dB dBuV dB/m dB dB cm deg 1 4874.00 46.92 74.00 -27.08 51.85 36.12 8.72 49.77 --- --- Peak 2 7311.00 46.46 74.00 -27.54 48.76 36.22 10.18 48.70 --- --- Peak	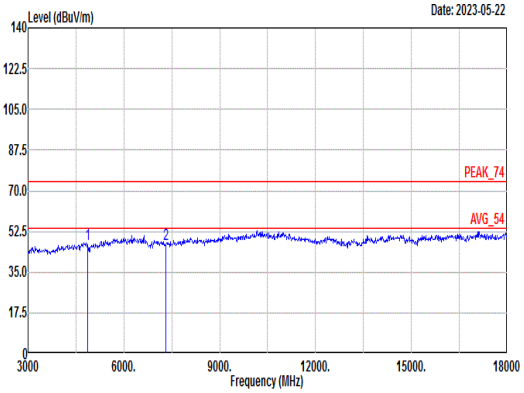 Site : 03CH04-SZ Condition: PEAK_74 3m HF_ANT_3117(119436) VERTICAL Mode : 27 Setting : 6M Power setting 19 Plane : Z with Accessories : 861585060047220/861585060047238 Freq Level Limit Line Margin Read Level Ant Factor Cable Loss Preamp Factor APos TPos Remark MHz dBuV/m dBuV/m dB dBuV dB/m dB dB cm deg 1 4874.00 47.26 74.00 -26.74 52.19 36.12 8.72 49.77 --- --- Peak 2 7311.00 46.93 74.00 -27.07 49.23 36.22 10.18 48.70 --- --- Peak

Mode	6	
	Band Edge	
	2400-2483.5_802.11g_CH11_2462MHz	
ANT	CDD 17+6	
Pol.	Horizontal	Fundamental
Peak	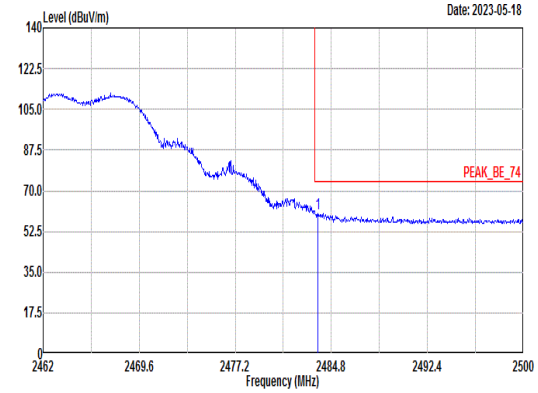 Site : 03CH04-SZ Condition: PEAK_BE_74 3m HF_ANT_3117(119436) HORIZONTAL : RBW:1000.000kHz VBW:3000.000kHz Mode : 28 Setting : 6M Powersetting 19 Plane : Z with Accessory : 861585060047220/861585060047238 Freq Level Limit Line Margin Read Level Ant Factor Cable Loss Preamp Factor APos TPos Remark MHz dBuV/m dBuV/m dBuV dB/m dB dB cm deg 1 2483.74 60.25 74.00 -13.75 55.13 33.56 5.46 33.90 300 0 PEAK	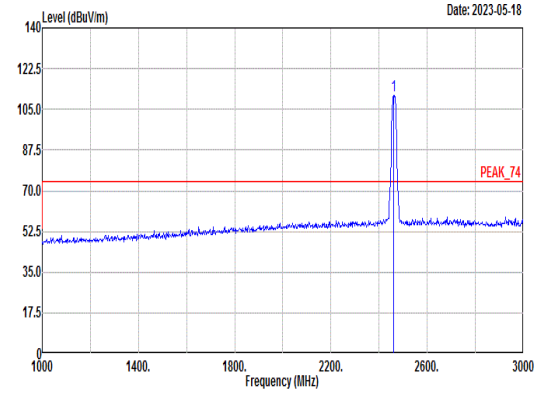 Site : 03CH04-SZ Condition: PEAK_74 3m HF_ANT_3117(119436) HORIZONTAL : RBW:1000.000kHz VBW:3000.000kHz Mode : 28 Setting : 6M Powersetting 19 Plane : Z with Accessory : 861585060047220/861585060047238 Freq Level Limit Line Margin (dB) Read Level Ant Factor Cable Loss Preamp Factor APos TPos Remark MHz dBuV/m dBuV/m dBuV dB/m dB dB cm deg 1 2462.00 111.12 ------ ------ 106.07 33.50 5.44 33.89 300 0 PEAK
Avg	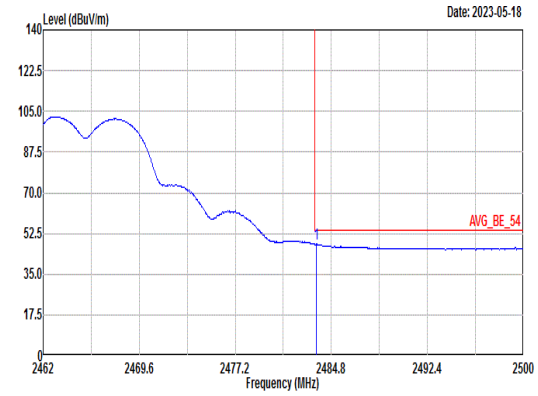 Site : 03CH04-SZ Condition: AVG_BE_54 3m HF_ANT_3117(119436) HORIZONTAL : RBW:1000.000kHz VBW:1.000kHz Mode : 28 Setting : 6M Powersetting 19 Plane : Z with Accessory : 861585060047220/861585060047238 Freq Level Limit Line Margin Read Level Ant Factor Cable Loss Preamp Factor APos TPos Remark MHz dBuV/m dBuV/m dBuV dB/m dB dB cm deg 1 2483.62 47.95 54.00 -6.05 42.83 33.56 5.46 33.90 300 0 AVERAGE	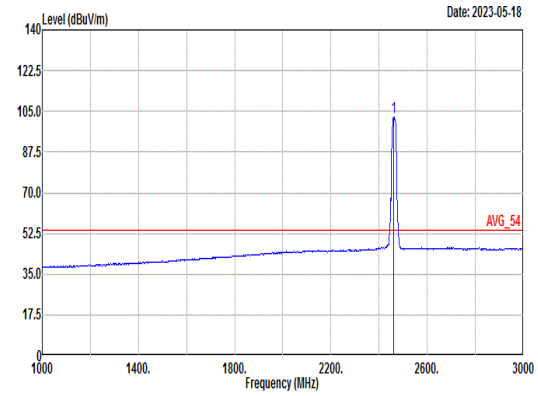 Site : 03CH04-SZ Condition: AVG_54 3m HF_ANT_3117(119436) HORIZONTAL : RBW:1000.000kHz VBW:1.000kHz Mode : 28 Setting : 6M Powersetting 19 Plane : Z with Accessory : 861585060047220/861585060047238 Freq Level Limit Line Margin (dB) Read Level Ant Factor Cable Loss Preamp Factor APos TPos Remark MHz dBuV/m dBuV/m dBuV dB/m dB dB cm deg 1 2462.00 102.52 ------ ------ 97.46 33.51 5.44 33.89 300 0 AVERAGE

Mode	6	
	Band Edge	
	2400-2483.5_802.11g_CH11_2462MHz	
ANT	CDD 17+6	
Pol.	Vertical	Fundamental
Peak	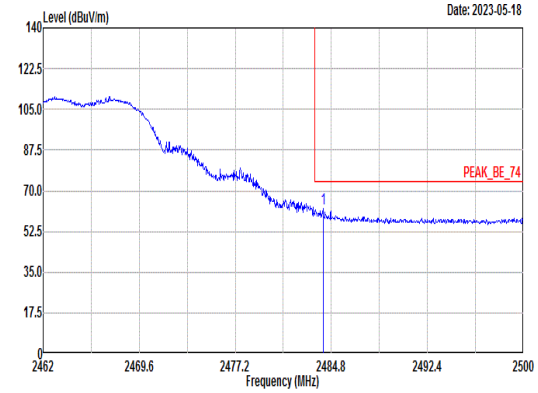 Site : 03CH04-SZ Condition: PEAK_BE_74 3m HF_ANT_3117(119436) VERTICAL : RBW:1000.000kHz VBW:3000.000kHz Mode : 28 Setting : 6M Powersetting 19 Plane : Z with Accessory : 861585060047220/861585060047238 Freq Level Limit Line Margin Read Level Ant Factor Cable Loss Preamp Factor APos TPos Remark MHz dBuV/m dBuV/m dBuV dB/m dB dB cm deg 1 2484.15 62.11 74.00 -11.89 56.99 33.56 5.46 33.90 116 360 PEAK	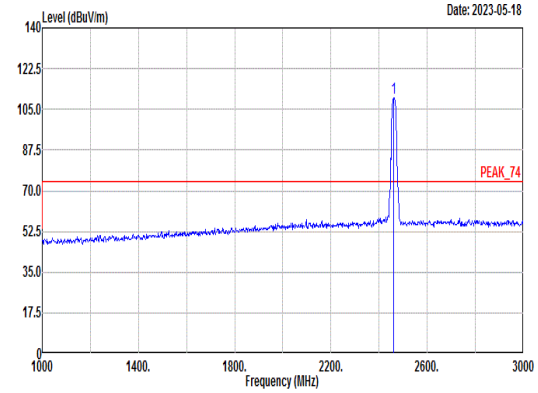 Site : 03CH04-SZ Condition: PEAK_74 3m HF_ANT_3117(119436) VERTICAL : RBW:1000.000kHz VBW:3000.000kHz Mode : 28 Setting : 6M Powersetting 19 Plane : Z with Accessory : 861585060047220/861585060047238 Freq Level Limit Line Margin (dB) Read Level Ant Factor Cable Loss Preamp Factor APos TPos Remark MHz dBuV/m dBuV/m dBuV dB/m dB dB cm deg 1 2462.00 109.71 ------ ------ 104.66 33.50 5.44 33.89 116 360 PEAK
Avg	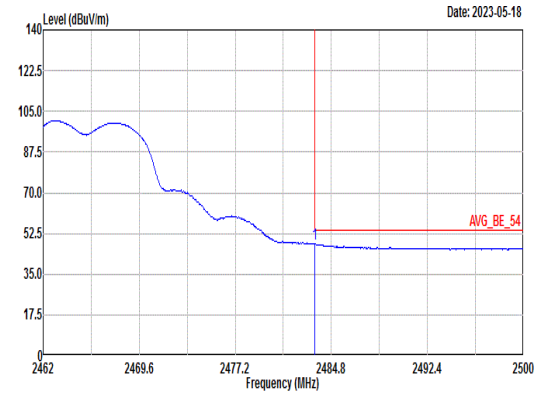 Site : 03CH04-SZ Condition: AVG_BE_54 3m HF_ANT_3117(119436) VERTICAL : RBW:1000.000kHz VBW:1.000kHz Mode : 28 Setting : 6M Powersetting 19 Plane : Z with Accessory : 861585060047220/861585060047238 Freq Level Limit Line Margin Read Level Ant Factor Cable Loss Preamp Factor APos TPos Remark MHz dBuV/m dBuV/m dBuV dB/m dB dB cm deg 1 2483.51 47.84 54.00 -6.16 42.72 33.56 5.46 33.90 116 360 AVERAGE	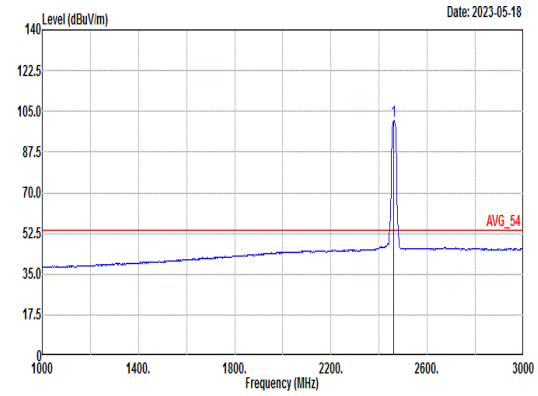 Site : 03CH04-SZ Condition: AVG_54 3m HF_ANT_3117(119436) VERTICAL : RBW:1000.000kHz VBW:1.000kHz Mode : 28 Setting : 6M Powersetting 19 Plane : Z with Accessory : 861585060047220/861585060047238 Freq Level Limit Line Margin (dB) Read Level Ant Factor Cable Loss Preamp Factor APos TPos Remark MHz dBuV/m dBuV/m dBuV dB/m dB dB cm deg 1 2462.00 100.85 ------ ------ 95.80 33.50 5.44 33.89 116 360 AVERAGE

Mode	6	
	Harmonic	
	2400-2483.5_802.11g_CH11_2462MHz	
ANT	CDD 17+6	
Pol.	Horizontal	Vertical
Peak Avg	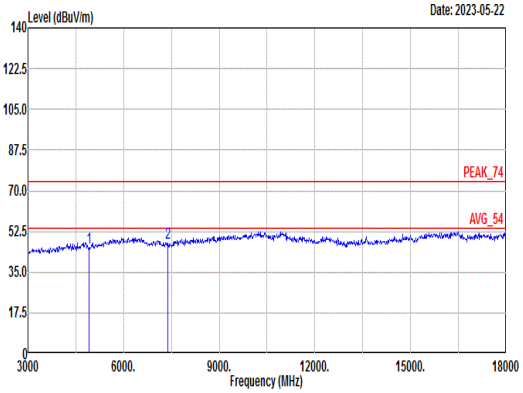 Site : 03CH04-SZ Condition: PEAK_74 3m HF_ANT_3117(119436) HORIZONTAL Mode : 28 Setting : 6M Power setting 19 Plane : Z with Accessories : 861585060047220/861585060047238 Freq Level Limit Line Margin Read Level Ant Factor Cable Loss Preamp Factor APos TPos Remark MHz dBuV/m dBuV/m dB dBuV dB/m dB dB cm deg 1 4924.00 45.29 74.00 -28.71 50.35 36.15 8.57 49.78 --- --- Peak 2 7386.00 47.40 74.00 -26.60 49.75 36.05 10.18 48.58 --- --- Peak	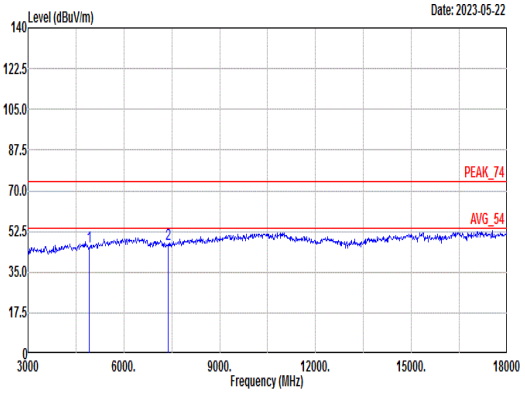 Site : 03CH04-SZ Condition: PEAK_74 3m HF_ANT_3117(119436) VERTICAL Mode : 28 Setting : 6M Power setting 19 Plane : Z with Accessories : 861585060047220/861585060047238 Freq Level Limit Line Margin Read Level Ant Factor Cable Loss Preamp Factor APos TPos Remark MHz dBuV/m dBuV/m dB dBuV dB/m dB dB cm deg 1 4924.00 46.18 74.00 -27.82 51.24 36.15 8.57 49.78 --- --- Peak 2 7386.00 46.90 74.00 -27.10 49.25 36.05 10.18 48.58 --- --- Peak

Mode	7	
	Band Edge	
	2400-2483.5_802.11be EHT20_CH01_Full RU _2412MHz	
ANT	CDD 17+6	
Pol.	Horizontal	Fundamental
Peak	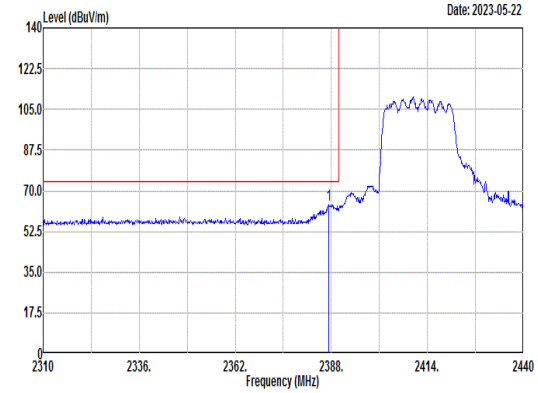 Site : 03CH04-SZ Condition: PEAK_BE_74 3m HF_ANT_3117(119436) HORIZONTAL : RBW:1000.000kHz VBW:3000.000kHz Mode : 29 Setting : MCS0 Powersetting 18 Plane : Z with Accessories : 861585060047220/861585060047238 Freq Level Limit Line Margin (dB) Read Level Ant Factor Cable Loss Preamp Factor APos TPos Remark 1 2387.35 63.94 74.00 -10.06 59.15 33.31 5.36 33.88 200 360 PEAK	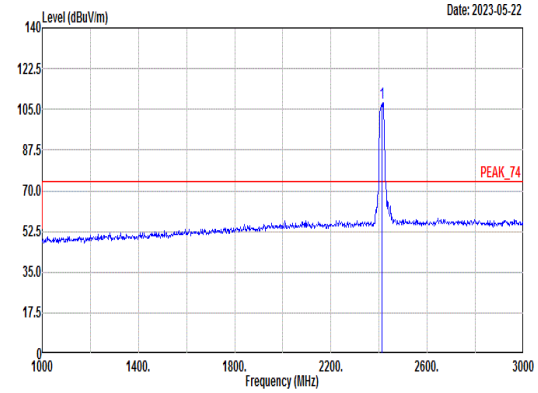 Site : 03CH04-SZ Condition: PEAK_74 3m HF_ANT_3117(119436) HORIZONTAL : RBW:1000.000kHz VBW:3000.000kHz Mode : 29 Setting : MCS0 Powersetting 18 Plane : Z with Accessories : 861585060047220/861585060047238 Freq Level Limit Line Margin (dB) Read Level Ant Factor Cable Loss Preamp Factor APos TPos Remark 1 2412.00 107.84 ------ ------ 102.96 33.38 5.38 33.88 200 360 PEAK
Avg	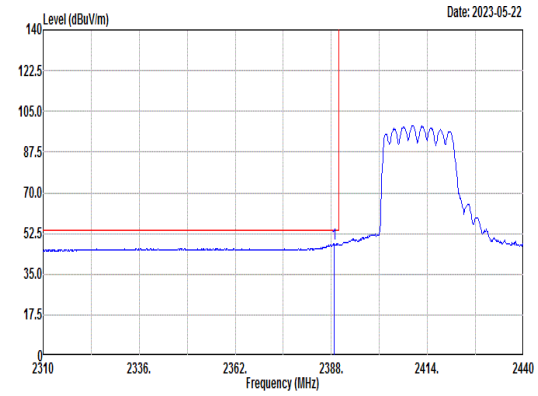 Site : 03CH04-SZ Condition: AVG_BE_54 3m HF_ANT_3117(119436) HORIZONTAL : RBW:1000.000kHz VBW:1.000kHz Mode : 29 Setting : MCS0 Powersetting 18 Plane : Z with Accessories : 861585060047220/861585060047238 Freq Level Limit Line Margin (dB) Read Level Ant Factor Cable Loss Preamp Factor APos TPos Remark 1 2388.78 48.30 54.00 -5.70 43.51 33.31 5.36 33.88 200 360 AVERAGE	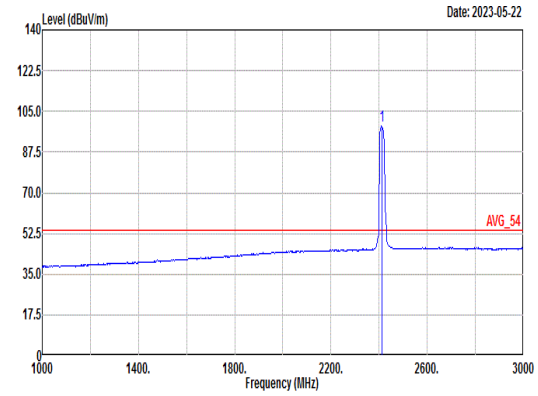 Site : 03CH04-SZ Condition: AVG_54 3m HF_ANT_3117(119436) HORIZONTAL : RBW:1000.000kHz VBW:1.000kHz Mode : 29 Setting : MCS0 Powersetting 18 Plane : Z with Accessories : 861585060047220/861585060047238 Freq Level Limit Line Margin (dB) Read Level Ant Factor Cable Loss Preamp Factor APos TPos Remark 1 2412.00 98.62 ------ ------ 93.75 33.37 5.38 33.88 200 360 AVERAGE

Mode	7	
	Band Edge	
	2400-2483.5_802.11be EHT20_CH01_Full RU _2412MHz	
ANT	CDD 17+6	
Pol.	Vertical	Fundamental
Peak	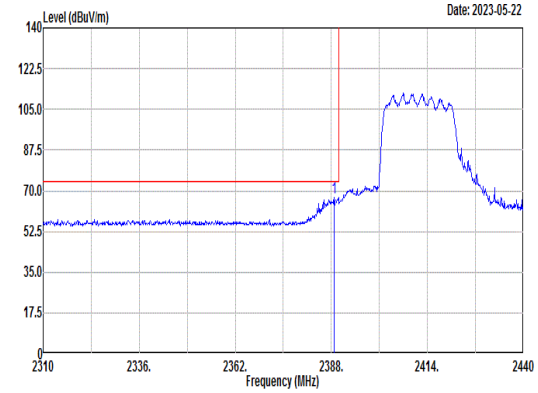 Site : 03CH04-SZ Condition: PEAK_BE_74 3m HF_ANT_3117(119436) VERTICAL : RBW:1000.000kHz VBW:3000.000kHz Mode : 29 Setting : MCS0 Powersetting 18 Plane : Z with Accessories : 861585060047220/861585060047238 Freq Level Limit Line Margin (dB) Read Level Ant Factor Cable Loss Preamp Factor APos TPos Remark MHz dBuV/m dBuV/m dBuV dB/m dB dB cm deg 1 2388.78 67.20 74.00 -6.80 62.41 33.31 5.36 33.88 235 360 PEAK	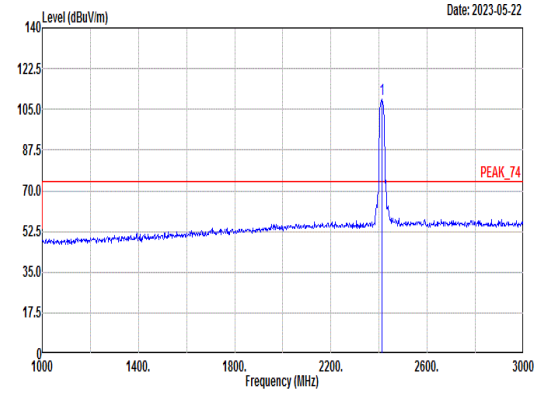 Site : 03CH04-SZ Condition: PEAK_74 3m HF_ANT_3117(119436) VERTICAL : RBW:1000.000kHz VBW:3000.000kHz Mode : 29 Setting : MCS0 Powersetting 18 Plane : Z with Accessories : 861585060047220/861585060047238 Freq Level Limit Line Margin (dB) Read Level Ant Factor Cable Loss Preamp Factor APos TPos Remark MHz dBuV/m dBuV/m dBuV dB/m dB dB cm deg 1 2412.00 109.16 ------ ------ 104.29 33.37 5.38 33.88 235 360 PEAK
Avg	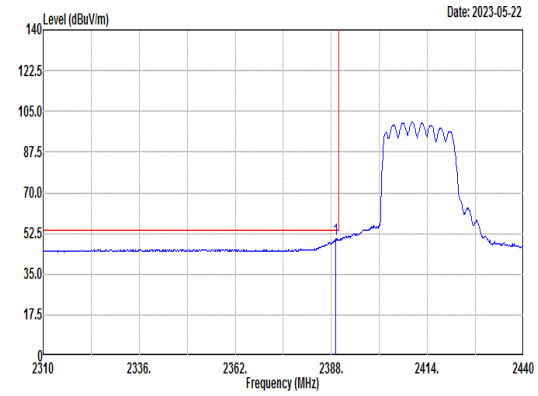 Site : 03CH04-SZ Condition: AVG_BE_54 3m HF_ANT_3117(119436) VERTICAL : RBW:1000.000kHz VBW:1.000kHz Mode : 29 Setting : MCS0 Powersetting 18 Plane : Z with Accessories : 861585060047220/861585060047238 Freq Level Limit Line Margin (dB) Read Level Ant Factor Cable Loss Preamp Factor APos TPos Remark MHz dBuV/m dBuV/m dBuV dB/m dB dB cm deg 1 2389.17 50.30 54.00 -3.70 45.51 33.31 5.36 33.88 235 360 AVERAGE	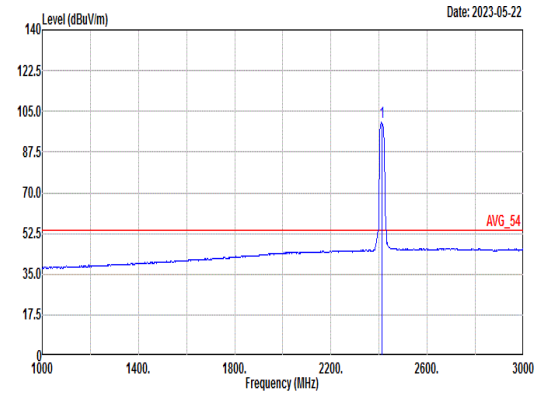 Site : 03CH04-SZ Condition: AVG_54 3m HF_ANT_3117(119436) VERTICAL : RBW:1000.000kHz VBW:1.000kHz Mode : 29 Setting : MCS0 Powersetting 18 Plane : Z with Accessories : 861585060047220/861585060047238 Freq Level Limit Line Margin (dB) Read Level Ant Factor Cable Loss Preamp Factor APos TPos Remark MHz dBuV/m dBuV/m dBuV dB/m dB dB cm deg 1 2412.00 100.20 ------ ------ 95.33 33.37 5.38 33.88 235 360 AVERAGE

Mode	7	
	Harmonic	
	2400-2483.5_802.11be EHT20_CH01_Full RU _2412MHz	
ANT	CDD 17+6	
Pol.	Horizontal	Vertical
Peak Avg	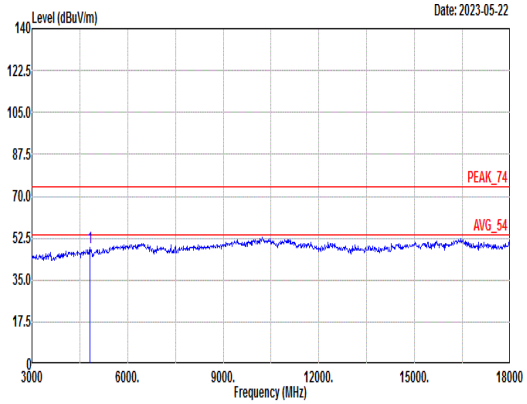 Site : 03CH04-SZ Condition: PEAK_74 3m HF_ANT_3117(119436) HORIZONTAL Mode : 29 Setting : MCS0 Power setting 18 Plane : Z with Accessories : 861585060047220/861585060047238 Freq Level Limit Line Margin Read Level Ant Factor Cable Loss Preamp Factor APos TPos Remark MHz dBuV/m dBuV/m dB dBuV dB/m dB dB cm deg 1 4824.00 48.68 74.00 -25.32 53.47 36.09 8.88 49.76 --- --- Peak	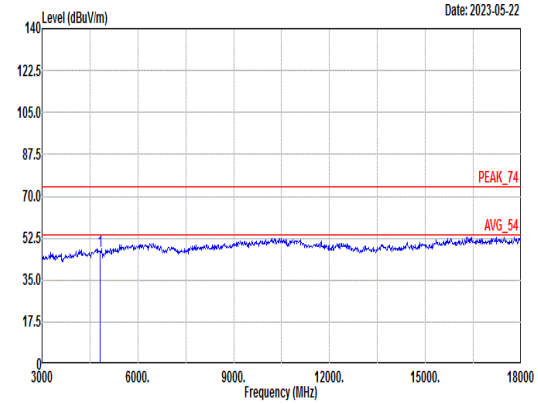 Site : 03CH04-SZ Condition: PEAK_74 3m HF_ANT_3117(119436) VERTICAL Mode : 29 Setting : MCS0 Power setting 18 Plane : Z with Accessories : 861585060047220/861585060047238 Freq Level Limit Line Margin Read Level Ant Factor Cable Loss Preamp Factor APos TPos Remark MHz dBuV/m dBuV/m dB dBuV dB/m dB dB cm deg 1 4824.00 47.03 74.00 -26.97 51.82 36.09 8.88 49.76 --- --- Peak

Mode	8	
	Harmonic	
	2400-2483.5_802.11be EHT20_CH06_Full RU _2437MHz	
ANT	CDD 17+6	
Pol.	Horizontal	Vertical
Peak Avg	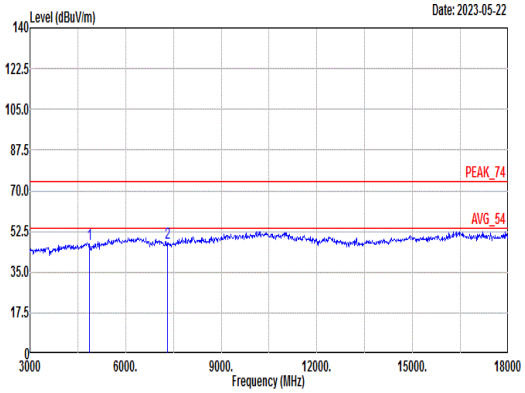 Site : 03CH04-SZ Condition: PEAK_74 3m HF_ANT_3117(119436) HORIZONTAL Mode : 30 Setting : MCS0 Power setting 18 Plane : Z with Accessories : 861585060047220/861585060047238 Freq Level Limit Line Margin Read Level Ant Factor Cable Loss Preamp Factor APos TPos Remark MHz dBuV/m dBuV/m dB dBuV dB/m dB dB cm deg 1 4874.00 47.19 74.00 -26.81 52.12 36.12 8.72 49.77 --- --- Peak 2 7311.00 47.52 74.00 -26.48 49.82 36.22 10.18 48.70 --- --- Peak	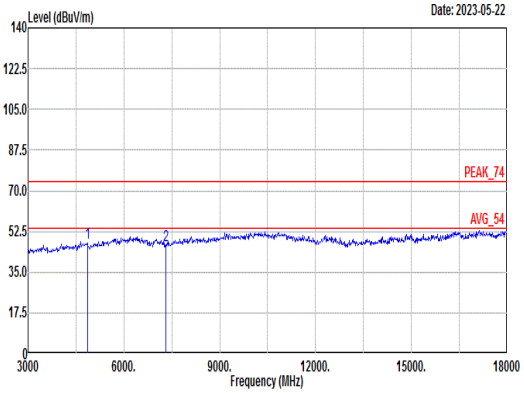 Site : 03CH04-SZ Condition: PEAK_74 3m HF_ANT_3117(119436) VERTICAL Mode : 30 Setting : MCS0 Power setting 18 Plane : Z with Accessories : 861585060047220/861585060047238 Freq Level Limit Line Margin Read Level Ant Factor Cable Loss Preamp Factor APos TPos Remark MHz dBuV/m dBuV/m dB dBuV dB/m dB dB cm deg 1 4874.00 47.65 74.00 -26.35 52.58 36.12 8.72 49.77 --- --- Peak 2 7311.00 46.72 74.00 -27.28 49.02 36.22 10.18 48.70 --- --- Peak

Mode	9
	Band Edge
	2400-2483.5_802.11be EHT20_CH11_Full RU _2462MHz
ANT	CDD 17+6

Pol.	Horizontal	Fundamental
Peak	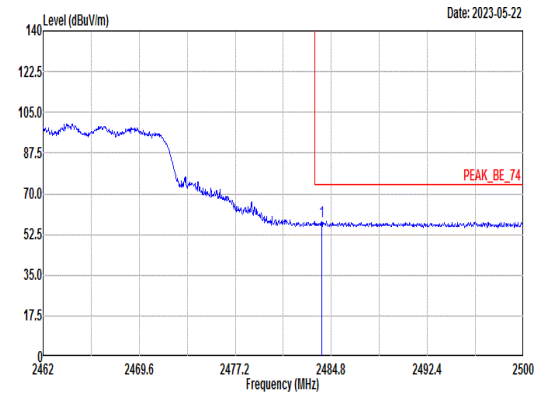 Site : 03CH04-SZ Condition: PEAK_BE_74 3m HF_ANT_3117(119436) HORIZONTAL : RBW:1000.000kHz VBW:3000.000kHz Mode : 31 Setting : MCS0 Powersetting 18 Plane : Z with Accessories : 861585060047220/861585060047238 Freq Level Limit Line Margin (dB) Read Level Ant Factor Cable Loss Preamp Factor APos TPos Remark 1 2484.04 58.12 74.00 -15.88 53.00 33.56 5.46 33.90 170 275 PEAK	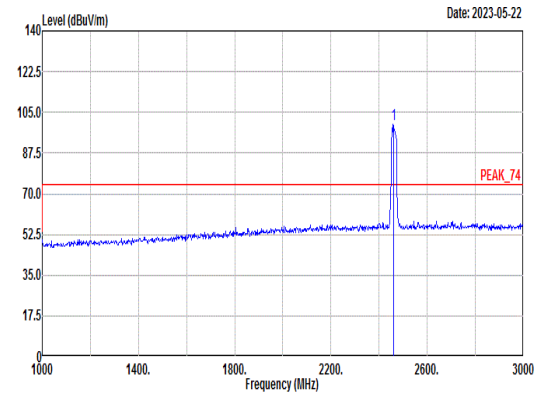 Site : 03CH04-SZ Condition: PEAK_74 3m HF_ANT_3117(119436) HORIZONTAL : RBW:1000.000kHz VBW:3000.000kHz Mode : 31 Setting : MCS0 Powersetting 18 Plane : Z with Accessories : 861585060047220/861585060047238 Freq Level Limit Line Margin (dB) Read Level Ant Factor Cable Loss Preamp Factor APos TPos Remark 1 2462.00 99.74 ------ ------ 94.71 33.49 5.43 33.89 170 275 PEAK
Avg	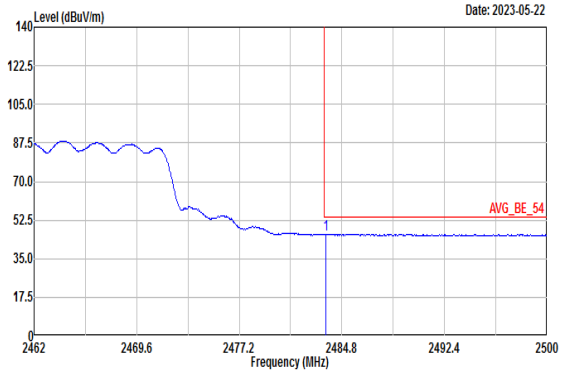 Site : 03CH04-SZ Condition: AVG_BE_54 3m HF_ANT_3117(119436) HORIZONTAL : RBW:1000.000kHz VBW:1.000kHz Mode : 31 Setting : MCS0 Powersetting 18 Plane : Z with Accessories : 861585060047220/861585060047238 Freq Level Limit Line Margin (dB) Read Level Ant Factor Cable Loss Preamp Factor APos TPos Remark 1 2483.58 46.09 54.00 -7.91 40.97 33.56 5.46 33.90 170 275 AVERAGE	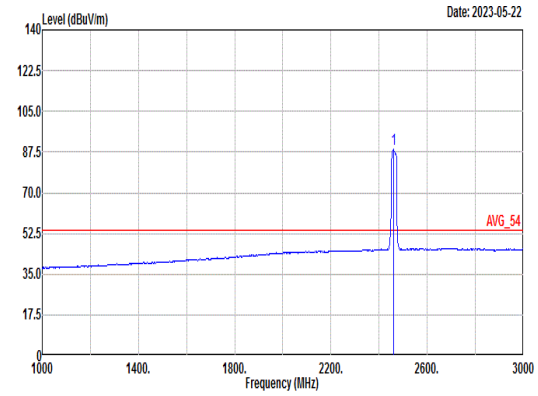 Site : 03CH04-SZ Condition: AVG_54 3m HF_ANT_3117(119436) HORIZONTAL : RBW:1000.000kHz VBW:1.000kHz Mode : 31 Setting : MCS0 Powersetting 18 Plane : Z with Accessories : 861585060047220/861585060047238 Freq Level Limit Line Margin (dB) Read Level Ant Factor Cable Loss Preamp Factor APos TPos Remark 1 2462.00 88.67 54.00 34.67 83.63 33.50 5.43 33.89 170 275 AVERAGE

Mode	9	
	Band Edge	
	2400-2483.5_802.11be EHT20_CH11_Full RU _2462MHz	
ANT	CDD 17+6	
Pol.	Vertical	Fundamental
Peak	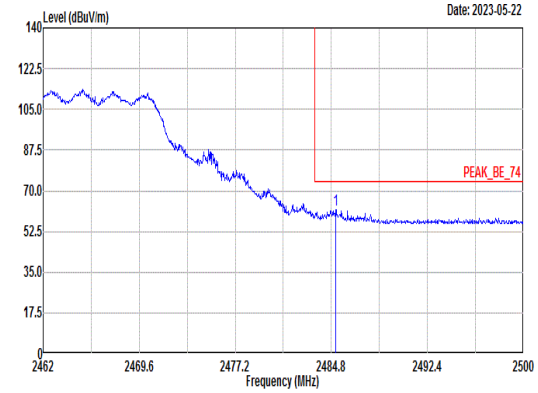 Site : 03CH04-SZ Condition: PEAK_BE_74 3m HF_ANT_3117(119436) VERTICAL : RBW:1000.000kHz VBW:3000.000kHz Mode : 31 Setting : MCS0 Powersetting 18 Plane : Z with Accessories : 861585060047220/861585060047238 Freq Level Limit Line Margin (dB) Read Level Ant Factor Cable Loss Preamp Factor APos TPos Remark MHz dBuV/m dBuV/m dBuV dB/m dB dB cm deg 1 2485.14 61.95 74.00 -12.05 56.83 33.56 5.46 33.90 305 25 PEAK	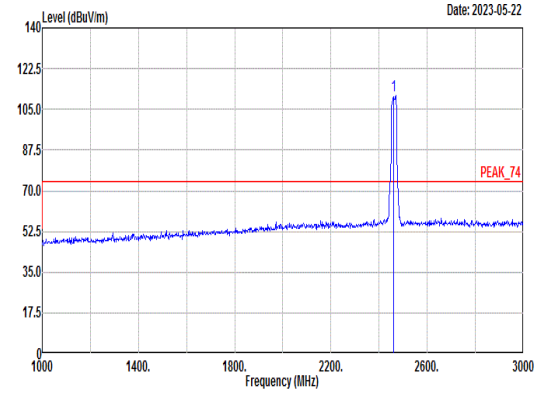 Site : 03CH04-SZ Condition: PEAK_74 3m HF_ANT_3117(119436) VERTICAL : RBW:1000.000kHz VBW:3000.000kHz Mode : 31 Setting : MCS0 Powersetting 18 Plane : Z with Accessories : 861585060047220/861585060047238 Freq Level Limit Line Margin (dB) Read Level Ant Factor Cable Loss Preamp Factor APos TPos Remark MHz dBuV/m dBuV/m dBuV dB/m dB dB cm deg 1 2462.00 111.19 ------ ------ 106.12 33.52 5.44 33.89 305 25 PEAK
Avg	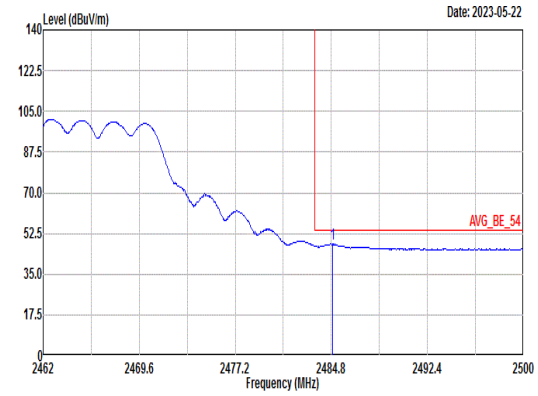 Site : 03CH04-SZ Condition: AVG_BE_54 3m HF_ANT_3117(119436) VERTICAL : RBW:1000.000kHz VBW:1.000kHz Mode : 31 Setting : MCS0 Powersetting 18 Plane : Z with Accessories : 861585060047220/861585060047238 Freq Level Limit Line Margin (dB) Read Level Ant Factor Cable Loss Preamp Factor APos TPos Remark MHz dBuV/m dBuV/m dBuV dB/m dB dB cm deg 1 2484.91 48.10 54.00 -5.90 42.98 33.56 5.46 33.90 305 25 AVERAGE	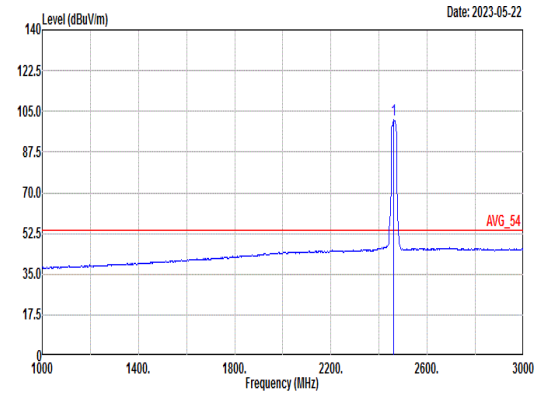 Site : 03CH04-SZ Condition: AVG_54 3m HF_ANT_3117(119436) VERTICAL : RBW:1000.000kHz VBW:1.000kHz Mode : 31 Setting : MCS0 Powersetting 18 Plane : Z with Accessories : 861585060047220/861585060047238 Freq Level Limit Line Margin (dB) Read Level Ant Factor Cable Loss Preamp Factor APos TPos Remark MHz dBuV/m dBuV/m dBuV dB/m dB dB cm deg 1 2462.00 101.57 ------ ------ 96.52 33.50 5.44 33.89 305 25 AVERAGE

Mode	9	
	Harmonic	
	2400-2483.5_802.11be EHT20_CH11_Full RU _2462MHz	
ANT	CDD 17+6	
Pol.	Horizontal	Vertical
Peak Avg	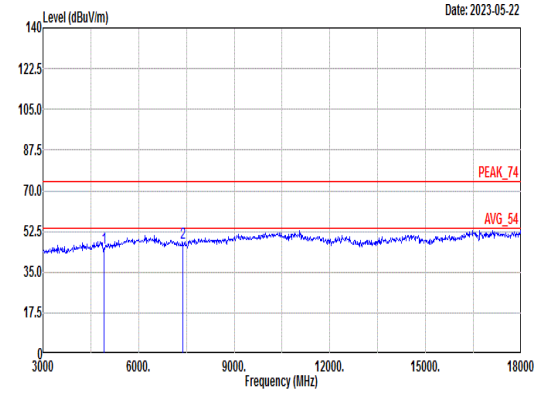 Site : 03CH04-SZ Condition: PEAK_74 3m HF_ANT_3117(119436) HORIZONTAL Mode : 31 Setting : MCS0 Power setting 18 Plane : Z with Accessories : 861585060047220/861585060047238 Freq Level Limit Line Margin Read Level Ant Factor Cable Loss Preamp Factor APos TPos Remark MHz dBuV/m dBuV/m dB dBuV dB/m dB dB cm deg 1 4924.00 45.48 74.00 -28.52 50.54 36.15 8.57 49.78 --- --- Peak 2 7386.00 47.61 74.00 -26.39 49.96 36.05 10.18 48.58 --- --- Peak	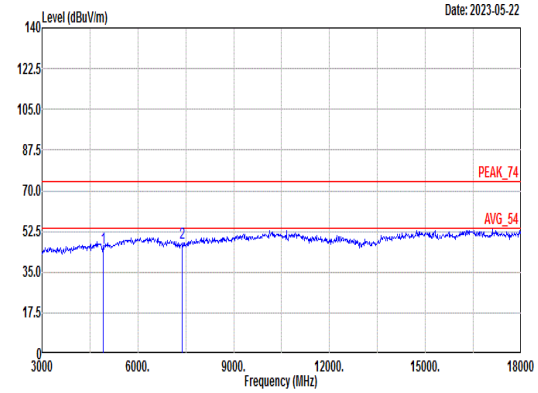 Site : 03CH04-SZ Condition: PEAK_74 3m HF_ANT_3117(119436) VERTICAL Mode : 31 Setting : MCS0 Power setting 18 Plane : Z with Accessories : 861585060047220/861585060047238 Freq Level Limit Line Margin Read Level Ant Factor Cable Loss Preamp Factor APos TPos Remark MHz dBuV/m dBuV/m dB dBuV dB/m dB dB cm deg 1 4924.00 45.65 74.00 -28.35 50.71 36.15 8.57 49.78 --- --- Peak 2 7386.00 47.31 74.00 -26.69 49.66 36.05 10.18 48.58 --- --- Peak

Mode	10	
	Band Edge - L	
	2400-2483.5_802.11be EHT40_CH03_Full RU _2422MHz	
ANT	CDD 17+6	
Pol.	Horizontal	Fundamental
Peak	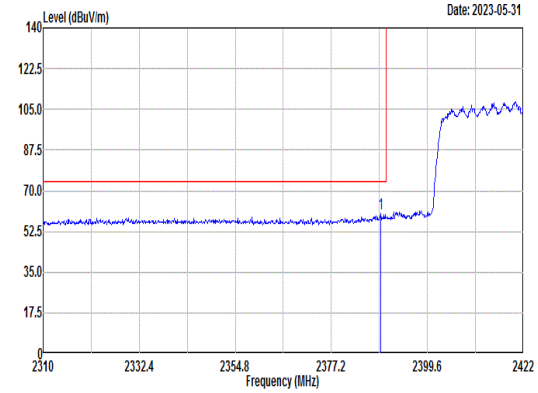 Site : 03CH04-SZ Condition: PEAK_BE_74 3m HF_ANT_3117(119436) HORIZONTAL : RBW:1000.000kHz VBW:3000.000kHz Mode : 32 Setting : MCS0 Powersetting 17 Plane : Z with Accessories : 861585060047220/861585060047238 Freq Level Limit Line Margin Read Level Ant Factor Cable Loss Preamp Factor APos TPos Remark MHz dBuV/m dBuV/m dBuV dB/m dB dB cm deg 1 2388.74 60.35 74.00 -13.65 55.56 33.31 5.36 33.88 100 336 PEAK	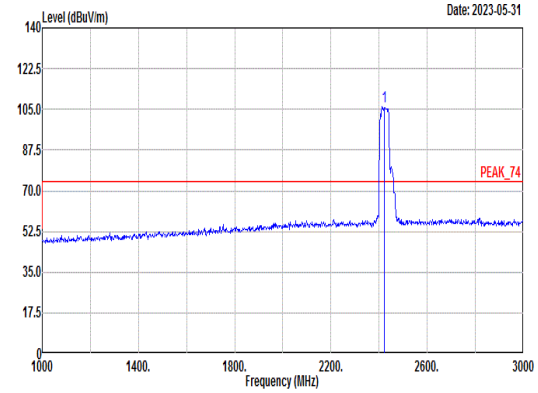 Site : 03CH04-SZ Condition: PEAK_74 3m HF_ANT_3117(119436) HORIZONTAL : RBW:1000.000kHz VBW:3000.000kHz Mode : 32 Setting : MCS0 Powersetting 17 Plane : Z with Accessories : 861585060047220/861585060047238 Freq Level Limit Line Margin (dB) Read Level Ant Factor Cable Loss Preamp Factor APos TPos Remark MHz dBuV/m dBuV/m dBuV dB/m dB dB cm deg 1 2422.00 105.97 ------ ------ 101.10 33.37 5.38 33.88 100 336 PEAK
Avg	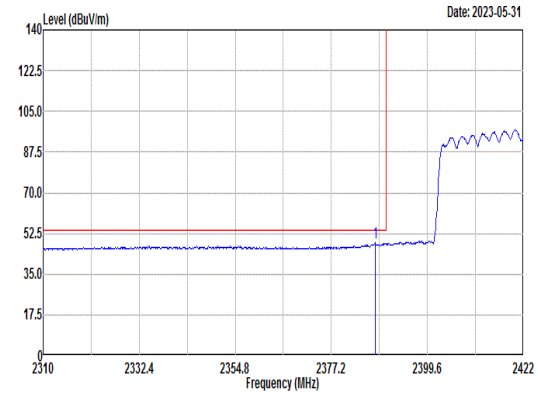 Site : 03CH04-SZ Condition: AVG_BE_54 3m HF_ANT_3117(119436) HORIZONTAL : RBW:1000.000kHz VBW:3.000kHz Mode : 32 Setting : MCS0 Powersetting 17 Plane : Z with Accessories : 861585060047220/861585060047238 Freq Level Limit Line Margin Read Level Ant Factor Cable Loss Preamp Factor APos TPos Remark MHz dBuV/m dBuV/m dBuV dB/m dB dB cm deg 1 2387.39 48.60 54.00 -5.40 43.81 33.31 5.36 33.88 100 336 AVERAGE	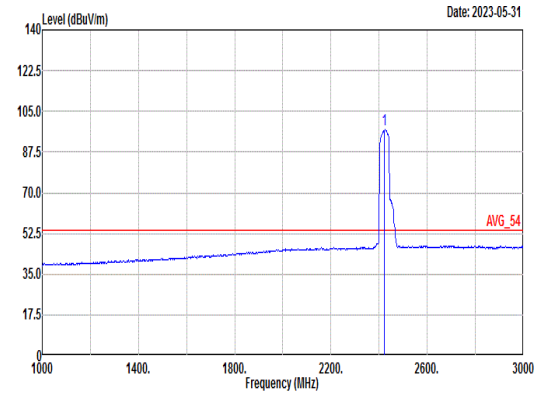 Site : 03CH04-SZ Condition: AVG_54 3m HF_ANT_3117(119436) HORIZONTAL : RBW:1000.000kHz VBW:3.000kHz Mode : 32 Setting : MCS0 Powersetting 17 Plane : Z with Accessories : 861585060047220/861585060047238 Freq Level Limit Line Margin (dB) Read Level Ant Factor Cable Loss Preamp Factor APos TPos Remark MHz dBuV/m dBuV/m dBuV dB/m dB dB cm deg 1 2422.00 97.23 ------ ------ 92.32 33.41 5.39 33.89 100 336 AVERAGE

Mode	10	
	Band Edge - R	
	2400-2483.5_802.11be EHT40_CH03_Full RU _2422MHz	
ANT	CDD 17+6	
Pol.	Horizontal	Fundamental
Peak	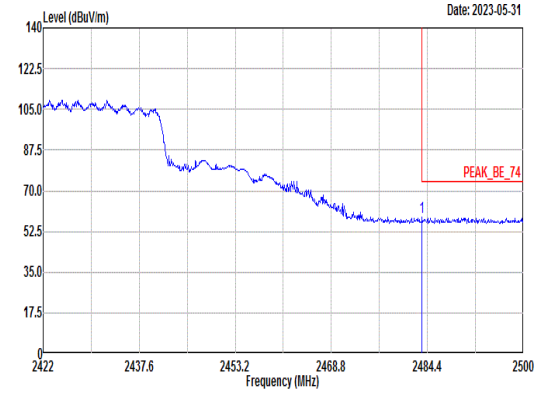 Site : 03CH04-SZ Condition: PEAK_BE_74 3m HF_ANT_3117(119436) HORIZONTAL : RBW:1000.000kHz VBW:3000.000kHz Mode : 32 Setting : MCS0 Powersetting 17 Plane : Z with Accessories : 861585060047220/861585060047238 Freq Level Limit Line Margin Read Level Ant Factor Cable Loss Preamp Factor APos TPos Remark MHz dBuV/m dBuV/m dBuV dB/m dB dB cm deg 1 2483.54 58.50 74.00 -15.50 53.38 33.56 5.46 33.90 100 336 PEAK	Blank
Avg	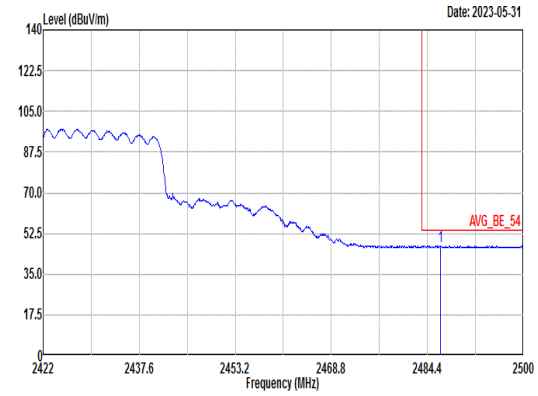 Site : 03CH04-SZ Condition: AVG_BE_54 3m HF_ANT_3117(119436) HORIZONTAL : RBW:1000.000kHz VBW:3.000kHz Mode : 32 Setting : MCS0 Powersetting 17 Plane : Z with Accessories : 861585060047220/861585060047238 Freq Level Limit Line Margin Read Level Ant Factor Cable Loss Preamp Factor APos TPos Remark MHz dBuV/m dBuV/m dBuV dB/m dB dB cm deg 1 2486.51 47.22 54.00 -6.78 42.10 33.56 5.46 33.90 100 336 AVERAGE	Blank

Mode	10	
	Band Edge - L	
	2400-2483.5_802.11be EHT40_CH03_Full RU _2422MHz	
ANT	CDD 17+6	
Pol.	Vertical	Fundamental
Peak	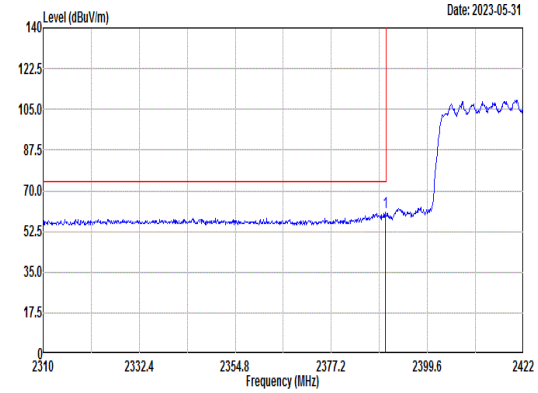 Site : 03CH04-SZ Condition: PEAK_BE_74 3m HF_ANT_3117(119436) VERTICAL : RBW:1000.000kHz VBW:3000.000kHz Mode : 32 Setting : MCS0 Powersetting 17 Plane : Z with Accessories : 861585060047220/861585060047238 Freq Level Limit Line Margin Read Level Ant Factor Cable Loss Preamp Factor APos TPos Remark MHz dBuV/m dBuV/m dBuV dB/m dB dB cm deg 1 2389.74 60.79 74.00 -13.21 56.00 33.31 5.36 33.88 315 39 PEAK	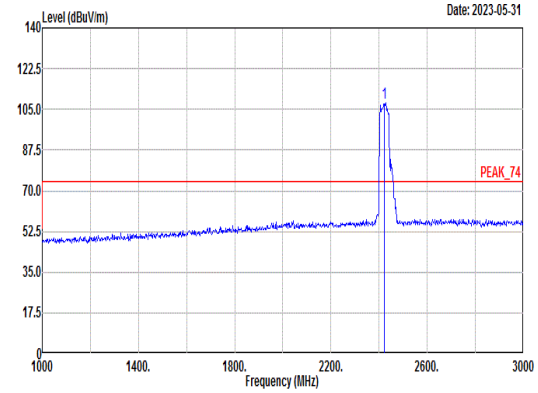 Site : 03CH04-SZ Condition: PEAK_74 3m HF_ANT_3117(119436) VERTICAL : RBW:1000.000kHz VBW:3000.000kHz Mode : 32 Setting : MCS0 Powersetting 17 Plane : Z with Accessories : 861585060047220/861585060047238 Freq Level Limit Line Margin (dB) Read Level Ant Factor Cable Loss Preamp Factor APos TPos Remark MHz dBuV/m dBuV/m dBuV dB/m dB dB cm deg 1 2422.00 107.62 ------ ------ 102.70 33.41 5.40 33.89 315 39 PEAK
Avg	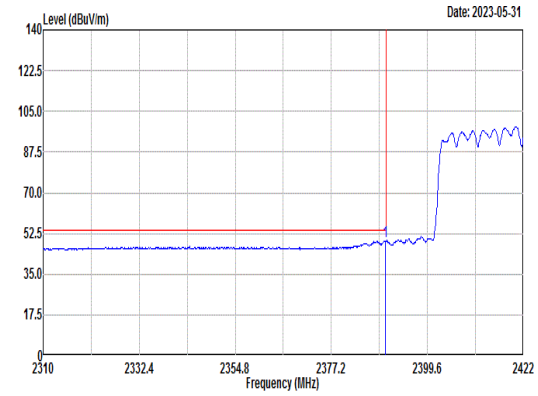 Site : 03CH04-SZ Condition: AVG_BE_54 3m HF_ANT_3117(119436) VERTICAL : RBW:1000.000kHz VBW:3.000kHz Mode : 32 Setting : MCS0 Powersetting 17 Plane : Z with Accessories : 861585060047220/861585060047238 Freq Level Limit Line Margin Read Level Ant Factor Cable Loss Preamp Factor APos TPos Remark MHz dBuV/m dBuV/m dBuV dB/m dB dB cm deg 1 2389.74 49.28 54.00 -4.72 44.49 33.31 5.36 33.88 315 39 AVERAGE	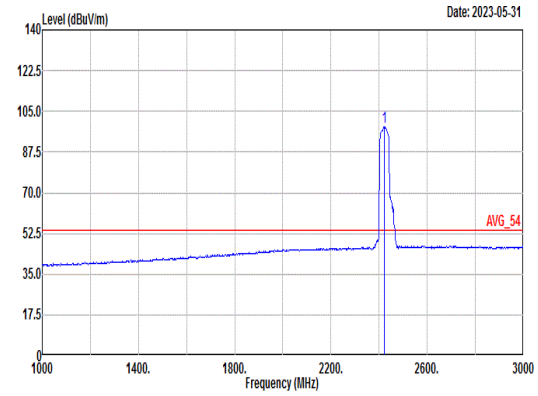 Site : 03CH04-SZ Condition: AVG_54 3m HF_ANT_3117(119436) VERTICAL : RBW:1000.000kHz VBW:3.000kHz Mode : 32 Setting : MCS0 Powersetting 17 Plane : Z with Accessories : 861585060047220/861585060047238 Freq Level Limit Line Margin (dB) Read Level Ant Factor Cable Loss Preamp Factor APos TPos Remark MHz dBuV/m dBuV/m dBuV dB/m dB dB cm deg 1 2422.00 98.21 ------ ------ 93.31 33.39 5.39 33.88 315 39 AVERAGE

Mode	10	
	Band Edge - R	
	2400-2483.5_802.11be EHT40_CH03_Full RU _2422MHz	
ANT	CDD 17+6	
Pol.	Vertical	Fundamental
Peak	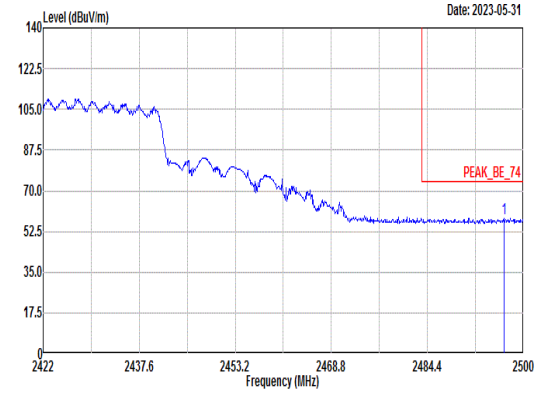 Site : 03CH04-SZ Condition: PEAK_BE_74 3m HF_ANT_3117(119436) VERTICAL : RBW:1000.000kHz VBW:3000.000kHz Mode : 32 Setting : MCS0 Powersetting 17 Plane : Z with Accessories : 861585060047220/861585060047238 Freq Level Limit Line Margin Read Level Ant Factor Cable Loss Preamp Factor APos TPos Remark MHz dBuV/m dBuV/m dBuV dB/m dB dB cm deg 1 2496.88 58.31 74.00 -15.69 53.15 33.59 5.47 33.90 315 39 PEAK	Blank
Avg	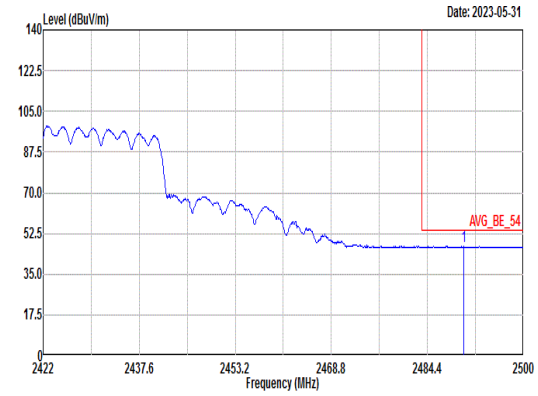 Site : 03CH04-SZ Condition: AVG_BE_54 3m HF_ANT_3117(119436) VERTICAL : RBW:1000.000kHz VBW:3.000kHz Mode : 32 Setting : MCS0 Powersetting 17 Plane : Z with Accessories : 861585060047220/861585060047238 Freq Level Limit Line Margin Read Level Ant Factor Cable Loss Preamp Factor APos TPos Remark MHz dBuV/m dBuV/m dBuV dB/m dB dB cm deg 1 2490.33 47.06 54.00 -6.94 41.92 33.57 5.47 33.90 315 39 AVERAGE	Blank

Mode	10	
	Harmonic	
	2400-2483.5_802.11be EHT40_CH03_Full RU _2422MHz	
ANT	CDD 17+6	
Pol.	Horizontal	Vertical
Peak Avg	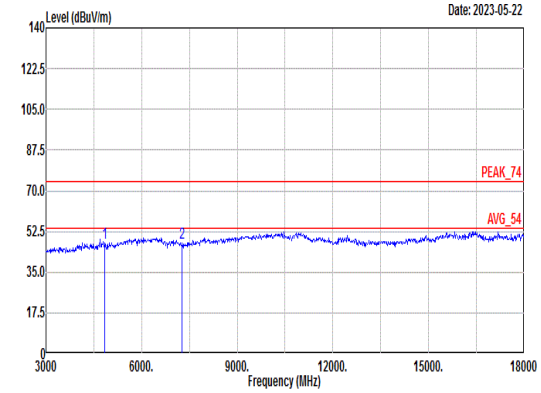 Site : 03CH04-SZ Condition: PEAK_74 3m HF_ANT_3117(119436) HORIZONTAL Mode : 32 Setting : MCS0 Power setting 17 Plane : Z with Accessories : 861585060047220/861585060047238 Freq Level Limit Line Margin Read Level Ant Factor Cable Loss Preamp Factor APos TPos Remark MHz dBuV/m dBuV/m dB dBuV dB/m dB dB cm deg 1 4844.00 47.70 74.00 -26.30 52.55 36.11 8.81 49.77 --- --- Peak 2 7266.00 47.66 74.00 -26.34 49.94 36.31 10.18 48.77 --- --- Peak	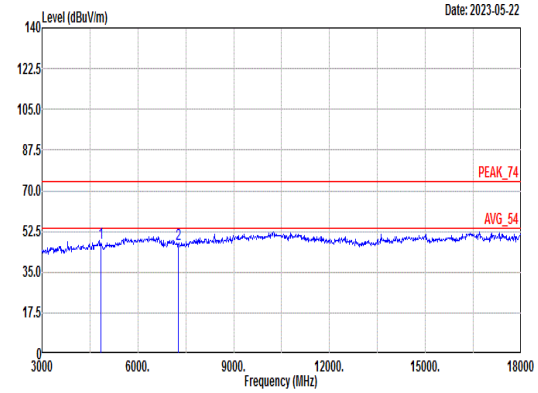 Site : 03CH04-SZ Condition: PEAK_74 3m HF_ANT_3117(119436) VERTICAL Mode : 32 Setting : MCS0 Power setting 17 Plane : Z with Accessories : 861585060047220/861585060047238 Freq Level Limit Line Margin Read Level Ant Factor Cable Loss Preamp Factor APos TPos Remark MHz dBuV/m dBuV/m dB dBuV dB/m dB dB cm deg 1 4844.00 47.58 74.00 -26.42 52.43 36.11 8.81 49.77 --- --- Peak 2 7266.00 46.81 74.00 -27.19 49.09 36.31 10.18 48.77 --- --- Peak

Mode	11	
	Harmonic	
	2400-2483.5_802.11be EHT40_CH06_Full RU _2437MHz	
ANT	CDD 17+6	
Pol.	Horizontal	Vertical
Peak Avg	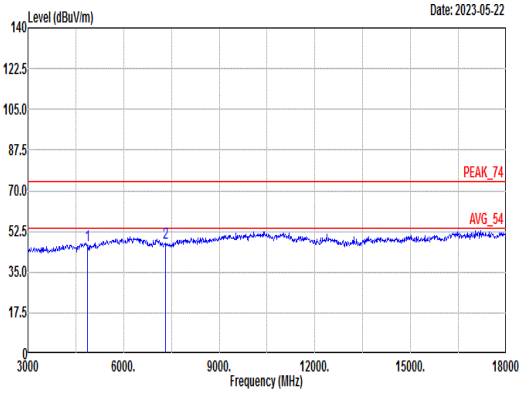 Site : 03CH04-SZ Condition: PEAK_74 3m HF_ANT_3117(119436) HORIZONTAL Mode : 33 Setting : MCS0 Power setting 17 Plane : Z with Accessories : 861585060047220/861585060047238 Freq Level Limit Line Margin Read Level Ant Factor Cable Loss Preamp Factor APos TPos Remark MHz dBuV/m dBuV/m dB dBuV dB/m dB dB cm deg 1 4874.00 46.43 74.00 -27.57 51.36 36.12 8.72 49.77 --- --- Peak 2 7311.00 47.29 74.00 -26.71 49.59 36.22 10.18 48.70 --- --- Peak	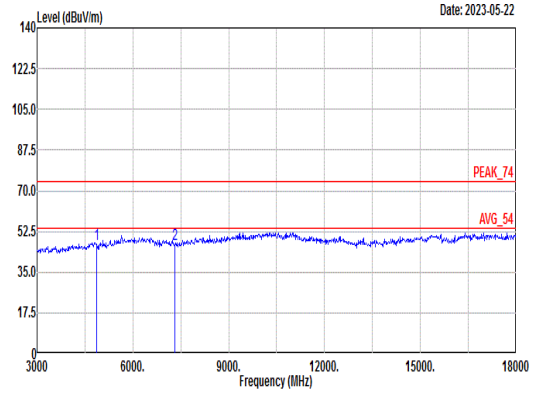 Site : 03CH04-SZ Condition: PEAK_74 3m HF_ANT_3117(119436) VERTICAL Mode : 33 Setting : MCS0 Power setting 17 Plane : Z with Accessories : 861585060047220/861585060047238 Freq Level Limit Line Margin Read Level Ant Factor Cable Loss Preamp Factor APos TPos Remark MHz dBuV/m dBuV/m dB dBuV dB/m dB dB cm deg 1 4874.00 46.89 74.00 -27.11 51.82 36.12 8.72 49.77 --- --- Peak 2 7311.00 46.78 74.00 -27.22 49.08 36.22 10.18 48.70 --- --- Peak

Mode	12	
	Band Edge - L	
	2400-2483.5_802.11be EHT40_CH09_Full RU _2452MHz	
ANT	CDD 17+6	
Pol.	Horizontal	Fundamental
Peak	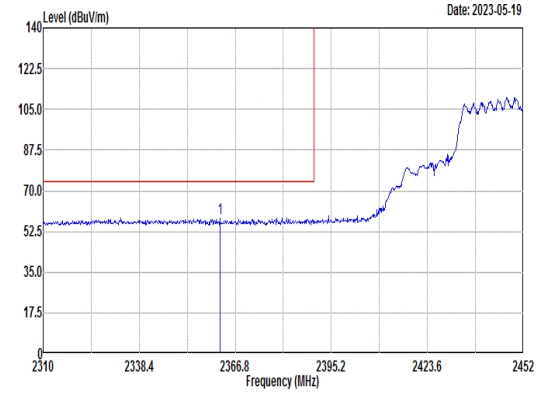 Site : 03CH04-SZ Condition: PEAK_BE_74 3m HF_ANT_3117(119436) HORIZONTAL : RBW:1000.000kHz VBW:3000.000kHz Mode : 34 Setting : MCS0 Powersetting 15.5 Plane : Z with Accessories : 861585060047220/861585060047238 Freq Level Limit Line Margin Read Level Ant Factor Cable Loss Preamp Factor APos TPos Remark MHz dBuV/m dBuV/m dBuV dB/m dB dB cm deg 1 2362.26 58.33 74.00 -15.67 53.62 33.24 5.34 33.87 330 328 PEAK	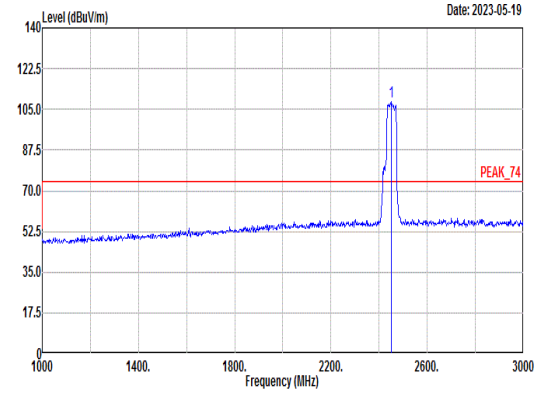 Site : 03CH04-SZ Condition: PEAK_74 3m HF_ANT_3117(119436) HORIZONTAL : RBW:1000.000kHz VBW:3000.000kHz Mode : 34 Setting : MCS0 Powersetting 15.5 Plane : Z with Accessories : 861585060047220/861585060047238 Freq Level Limit Line Margin (dB) Read Level Ant Factor Cable Loss Preamp Factor APos TPos Remark MHz dBuV/m dBuV/m dBuV dB/m dB dB cm deg 1 2452.00 108.24 ------ ------ 103.24 33.47 5.42 33.89 330 328 PEAK
Avg	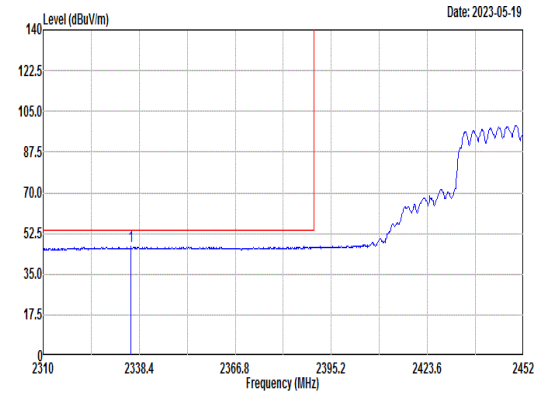 Site : 03CH04-SZ Condition: AVG_BE_54 3m HF_ANT_3117(119436) HORIZONTAL : RBW:1000.000kHz VBW:3.000kHz Mode : 34 Setting : MCS0 Powersetting 15.5 Plane : Z with Accessories : 861585060047220/861585060047238 Freq Level Limit Line Margin Read Level Ant Factor Cable Loss Preamp Factor APos TPos Remark MHz dBuV/m dBuV/m dBuV dB/m dB dB cm deg 1 2335.99 46.94 54.00 -7.06 42.33 33.17 5.31 33.87 330 328 AVERAGE	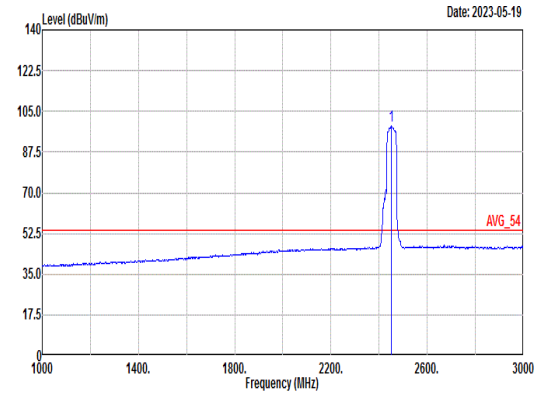 Site : 03CH04-SZ Condition: AVG_54 3m HF_ANT_3117(119436) HORIZONTAL : RBW:1000.000kHz VBW:3.000kHz Mode : 34 Setting : MCS0 Powersetting 15.5 Plane : Z with Accessories : 861585060047220/861585060047238 Freq Level Limit Line Margin (dB) Read Level Ant Factor Cable Loss Preamp Factor APos TPos Remark MHz dBuV/m dBuV/m dBuV dB/m dB dB cm deg 1 2452.00 98.61 ------ ------ 93.61 33.47 5.42 33.89 330 328 AVERAGE

Mode	12	
	Band Edge - R	
	2400-2483.5_802.11be EHT40_CH09_Full RU _2452MHz	
ANT	CDD 17+6	
Pol.	Horizontal	Fundamental
Peak	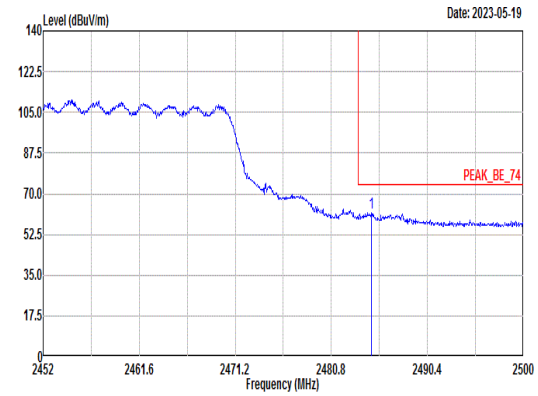 Site : 03CH04-SZ Condition: PEAK_BE_74 3m HF_ANT_3117(119436) HORIZONTAL : RBW:1000.000kHz VBW:3000.000kHz Mode : 34 Setting : MCS0 Powersetting 15.5 Plane : Z with Accessories : 861585060047220/861585060047238 Freq Level Limit Line Margin Read Level Ant Factor Cable Loss Preamp Factor APos TPos Remark MHz dBuV/m dBuV/m dBuV dB/m dB dB cm deg 1 2484.83 61.69 74.00 -12.31 56.57 33.56 5.46 33.90 330 328 PEAK	Blank
Avg	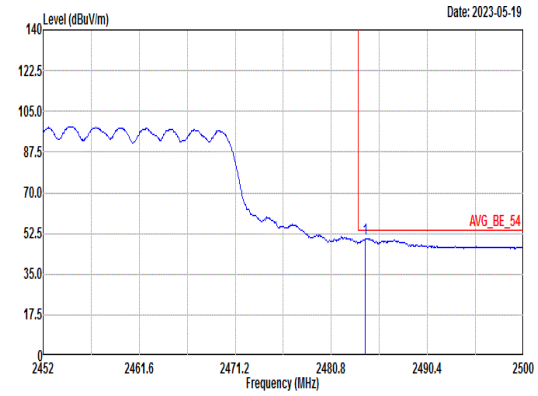 Site : 03CH04-SZ Condition: AVG_BE_54 3m HF_ANT_3117(119436) HORIZONTAL : RBW:1000.000kHz VBW:3.000kHz Mode : 34 Setting : MCS0 Powersetting 15.5 Plane : Z with Accessories : 861585060047220/861585060047238 Freq Level Limit Line Margin Read Level Ant Factor Cable Loss Preamp Factor APos TPos Remark MHz dBuV/m dBuV/m dBuV dB/m dB dB cm deg 1 2484.21 50.41 54.00 -3.59 45.29 33.56 5.46 33.90 330 328 AVERAGE	Blank

Mode	12	
	Band Edge - L	
	2400-2483.5_802.11be EHT40_CH09_Full RU _2452MHz	
ANT	CDD 17+6	
Pol.	Vertical	Fundamental
Peak	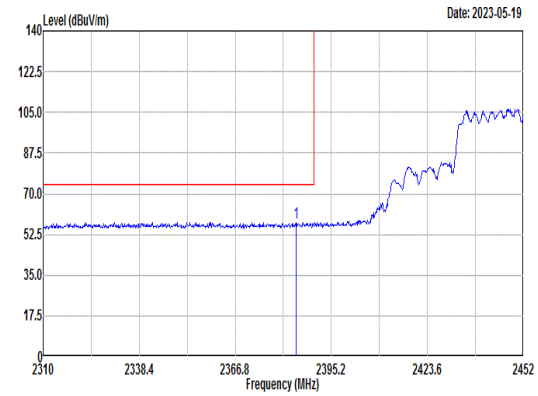 Site : 03CH04-SZ Condition: PEAK_BE_74 3m HF_ANT_3117(119436) VERTICAL : RBW:1000.000kHz VBW:3000.000kHz Mode : 34 Setting : MCS0 Powersetting 15.5 Plane : Z with Accessories : 861585060047220/861585060047238 Freq Level Limit Line Margin Read Level Ant Factor Cable Loss Preamp Factor APos TPos Remark MHz dBuV/m dBuV/m dBuV dB/m dB dB cm deg 1 2384.69 57.76 74.00 -16.24 52.99 33.30 5.35 33.88 300 31 PEAK	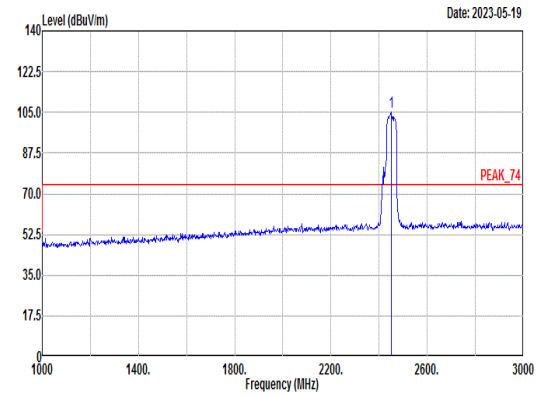 Site : 03CH04-SZ Condition: PEAK_74 3m HF_ANT_3117(119436) VERTICAL : RBW:1000.000kHz VBW:3000.000kHz Mode : 34 Setting : MCS0 Powersetting 15.5 Plane : Z with Accessories : 861585060047220/861585060047238 Freq Level Limit Line Margin (dB) Read Level Ant Factor Cable Loss Preamp Factor APos TPos Remark MHz dBuV/m dBuV/m dBuV dB/m dB dB cm deg 1 2452.00 105.35 ------ ------ 100.35 33.47 5.42 33.89 300 31 PEAK
Avg	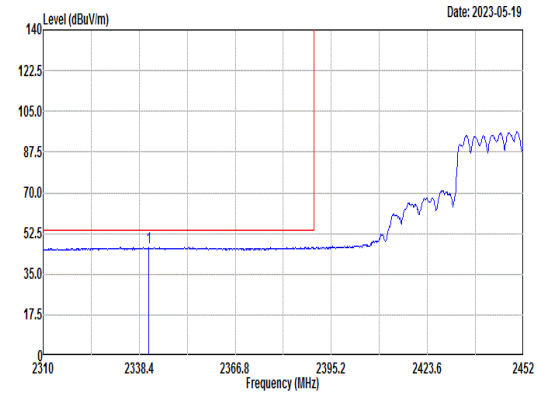 Site : 03CH04-SZ Condition: AVG_BE_54 3m HF_ANT_3117(119436) VERTICAL : RBW:1000.000kHz VBW:3.000kHz Mode : 34 Setting : MCS0 Powersetting 15.5 Plane : Z with Accessories : 861585060047220/861585060047238 Freq Level Limit Line Margin Read Level Ant Factor Cable Loss Preamp Factor APos TPos Remark MHz dBuV/m dBuV/m dBuV dB/m dB dB cm deg 1 2341.24 46.66 54.00 -7.34 42.02 33.19 5.32 33.87 300 31 AVERAGE	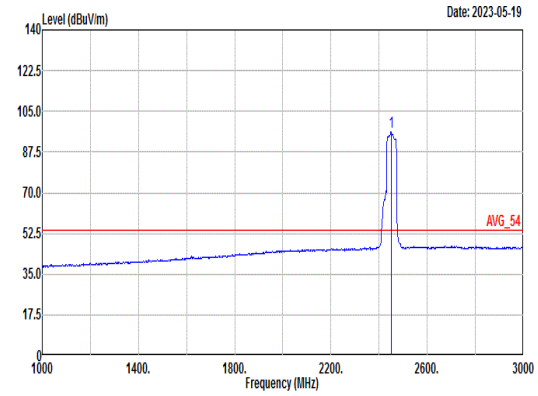 Site : 03CH04-SZ Condition: AVG_54 3m HF_ANT_3117(119436) VERTICAL : RBW:1000.000kHz VBW:3.000kHz Mode : 34 Setting : MCS0 Powersetting 15.5 Plane : Z with Accessories : 861585060047220/861585060047238 Freq Level Limit Line Margin (dB) Read Level Ant Factor Cable Loss Preamp Factor APos TPos Remark MHz dBuV/m dBuV/m dBuV dB/m dB dB cm deg 1 2452.00 96.06 ------ ------ 91.07 33.46 5.42 33.89 300 31 AVERAGE

Mode	12	
	Band Edge - R	
	2400-2483.5_802.11be EHT40_CH09_Full RU _2452MHz	
ANT	CDD 17+6	
Pol.	Vertical	Fundamental
Peak	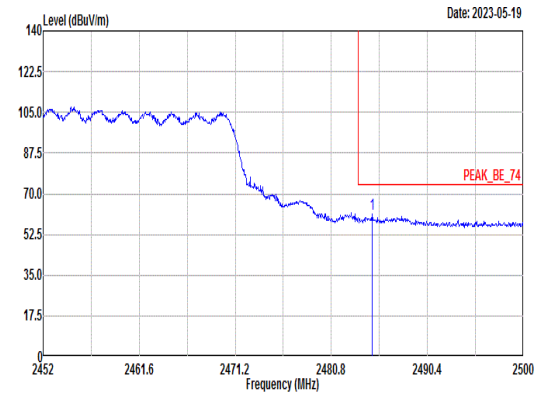 Site : 03CH04-SZ Condition: PEAK_BE_74 3m HF_ANT_3117(119436) VERTICAL : RBW:1000.000kHz VBW:3000.000kHz Mode : 34 Setting : MCS0 Powersetting 15.5 Plane : Z with Accessories : 861585060047220/861585060047238 Freq Level Limit Line Margin Read Level Ant Factor Cable Loss Preamp Factor APos TPos Remark MHz dBuV/m dBuV/m dBuV dB/m dB dB cm deg 1 2484.88 61.13 74.00 -12.87 56.01 33.56 5.46 33.90 300 31 PEAK	Blank
Avg	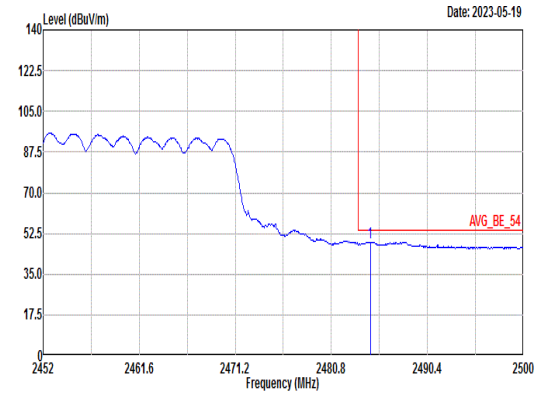 Site : 03CH04-SZ Condition: AVG_BE_54 3m HF_ANT_3117(119436) VERTICAL : RBW:1000.000kHz VBW:3.000kHz Mode : 34 Setting : MCS0 Powersetting 15.5 Plane : Z with Accessories : 861585060047220/861585060047238 Freq Level Limit Line Margin Read Level Ant Factor Cable Loss Preamp Factor APos TPos Remark MHz dBuV/m dBuV/m dBuV dB/m dB dB cm deg 1 2484.69 48.84 54.00 -5.16 43.72 33.56 5.46 33.90 300 31 AVERAGE	Blank

Mode	12	
	Harmonic	
	2400-2483.5_802.11be EHT40_CH09_Full RU _2452MHz	
ANT	CDD 17+6	
Pol.	Horizontal	Vertical
Peak Avg	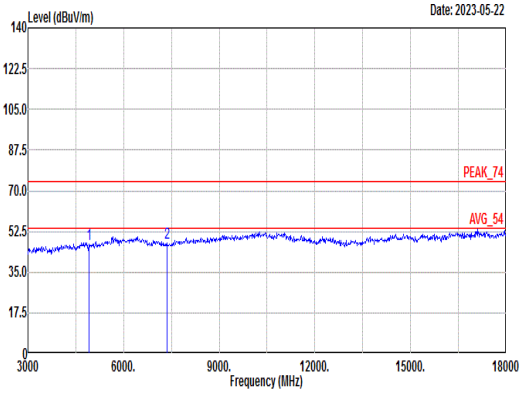 Site : 03CH04-SZ Condition: PEAK_74 3m HF_ANT_3117(119436) HORIZONTAL Mode : 34 Setting : MCS0 Power setting 15.5 Plane : Z with Accessories : 861585060047220/861585060047238 Freq Level Limit Line Margin Read Level Ant Factor Cable Loss Preamp Factor APos TPos Remark MHz dBuV/m dBuV/m dB dBuV dB/m dB dB cm deg 1 4904.00 46.89 74.00 -27.11 51.90 36.14 8.63 49.78 --- --- Peak 2 7356.00 47.37 74.00 -26.63 49.70 36.12 10.18 48.63 --- --- Peak	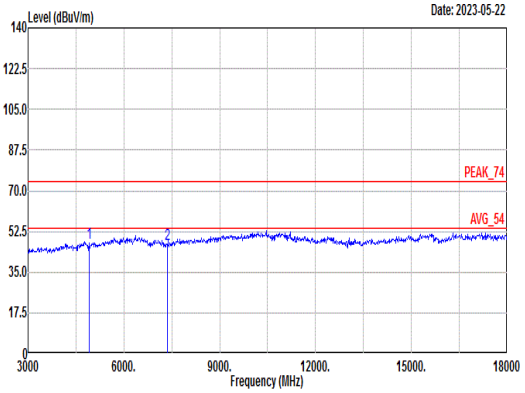 Site : 03CH04-SZ Condition: PEAK_74 3m HF_ANT_3117(119436) VERTICAL Mode : 34 Setting : MCS0 Power setting 15.5 Plane : Z with Accessories : 861585060047220/861585060047238 Freq Level Limit Line Margin Read Level Ant Factor Cable Loss Preamp Factor APos TPos Remark MHz dBuV/m dBuV/m dB dBuV dB/m dB dB cm deg 1 4904.00 47.35 74.00 -26.65 52.36 36.14 8.63 49.78 --- --- Peak 2 7356.00 46.97 74.00 -27.03 49.30 36.12 10.18 48.63 --- --- Peak