Radiated Spurious Emission Test Modes

Mode	Band	Band (GHz)	Antenna	Modulation	Channel	Frequency	Data Rate	RU	Remark
Mode 37	5.725-5.85	UNII 3	CDD 5+18	802.11be EHT20	CH165	5825	MCS0	Full	-
Mode 38	5.725-5.85	UNII 3	CDD 5+18	802.11be EHT40	CH151	5755	MCS0	Full	-
Mode 39	5.725-5.85	UNII 3	CDD 5+18	802.11be EHT40	CH159	5795	MCS0	Full	-
Mode 40	5.725-5.85	UNII 3	CDD 5+18	802.11be EHT80	CH155	5775	MCS0	Full	-
Mode 45	5.15-5.25	UNII 1	CDD 5+18	802.11be EHT20	CH36	5180	MCS0	Single RU	106/53
Mode 46	5.15-5.25	UNII 2A	CDD 5+18	802.11be EHT20	CH64	5320	MCS0	Single RU	52/40
Mode 47	5.25-5.35	UNII 2C	CDD 5+18	802.11be EHT20	CH100	5500	MCS0	Single RU	52/37
Mode 48	5.25-5.35	UNII 2C	CDD 5+18	802.11be EHT20	CH140	5700	MCS0	Single RU	106/54
Mode 49	5.725-5.85	UNII 3	CDD 5+18	802.11be EHT20	CH149	5745	MCS0	Single RU	106/53
Mode 50	5.725-5.85	UNII 3	CDD 5+18	802.11be EHT20	CH165	5825	MCS0	Single RU	52/40
Mode 51	5.15-5.25	UNII 1	CDD 5+18	802.11be EHT20	CH36	5180	MCS0	Small RU	52/26-❶
Mode 52	5.25-5.35	UNII 2A	CDD 5+18	802.11be EHT20	CH64	5320	MCS0	Small RU	52/26-❸
Mode 53	5.47-5.725	UNII 2C	CDD 5+18	802.11be EHT20	CH100	5500	MCS0	Small RU	52/26-❶
Mode 54	5.47-5.725	UNII 2C	CDD 5+18	802.11be EHT20	CH140	5700	MCS0	Small RU	106/26-❷
Mode 55	5.725-5.85	UNII 3	CDD 5+18	802.11be EHT20	CH149	5745	MCS0	Small RU	106/26-❶
Mode 56	5.725-5.85	UNII 3	CDD 5+18	802.11be EHT20	CH165	5825	MCS0	Small RU	106/26-❷
Mode 57	5.15-5.25	UNII 1	CDD 5+18	802.11be EHT80	CH42	5210	MCS0	Puncturing20M	❹
Mode 58	5.25-5.35	UNII 2A	CDD 5+18	802.11be EHT80	CH58	5290	MCS0	Puncturing20M	❶
Mode 59	5.47-5.725	UNII 2C	CDD 5+18	802.11be EHT80	CH106	5530	MCS0	Puncturing20M	❹
Mode 60	5.15-5.35	UNII 1-2A	CDD 5+18	802.11be EHT160	CH50	5250	MCS0	Puncturing 20M	❻

Radiated Spurious Emission Test Modes

Mode	Band	Band (GHz)	Antenna	Modulation	Channel	Frequency	Data Rate	RU	Remark
Mode 61	5.15-5.35	UNII 1-2A	CDD 5+18	802.11be EHT160	CH50	5250	MCS0	Puncturing 40M	❸
Mode 62	5.15-5.35	UNII 2C	CDD 5+18	802.11be EHT160	CH114	5570	MCS0	Puncturing 20M	❽
Mode 63	5.15-5.35	UNII 2C	CDD 5+18	802.11be EHT160	CH114	5570	MCS0	Puncturing 40M	❹
Mode 64	5.725-5.85	UNII 3	CDD 5+18	802.11be EHT80	CH155	5775	MCS0	Puncturing 20M	❷
Mode 65	5.15-5.25	UNII 1	CDD 5+18	802.11be EHT80	CH42	5210	MCS0	Large RU 484+242	❹
Mode 66	5.25-5.35	UNII 2A	CDD 5+18	802.11be EHT80	CH58	5290	MCS0	Large RU 484+242	❶
Mode 67	5.47-5.725	UNII 2C	CDD 5+18	802.11be EHT80	CH106	5530	MCS0	Large RU 484+242	❹
Mode 69	5.15-5.35	UNII 1-2A	CDD 5+18	802.11be EHT160	CH50	5250	MCS0	Large RU 484+242	❶
Mode 70	5.15-5.35	UNII 1-2A	CDD 5+18	802.11be EHT160	CH50	5250	MCS0	Large RU 996+484+242	❷
Mode 71	5.15-5.35	UNII 1-2A	CDD 5+18	802.11be EHT160	CH114	5570	MCS0	Large RU 996+484	❹
Mode 72	5.15-5.35	UNII 1-2A	CDD 5+18	802.11be EHT160	CH114	5570	MCS0	Large RU 996+484+242	❽
Mode 73	5.725-5.85	UNII 3	CDD 5+18	802.11be EHT80	CH155	5775	MCS0	Large RU 484+242	❷
Mode 74	5.47-5.725	UNII 2C	CDD 5+18	802.11be EHT20	CH140	5700	MCS0	Full	LF
Mode 75	5.725-5.85	UNII 3	CDD 5+18	802.11be EHT80	CH155	5775	MCS0	Large RU 484+242_❷	LF

Co-location mode
WLAN 2.4G 802.11g CH01 Tx + WLAN 5G 802.11be EHT20 CH140 Tx + LTE Band 48 Link
WLAN 2.4G 802.11g CH01 Tx + WLAN 5G 802.11be EHT20 CH140 Tx + BLE(2M) Ch39 Tx + LTE Band 48 Link

Summary of each worse mode

Mode	Modulation	Ch.	Freq. (MHz)	Level (dBuV/m)	Limit (dBuV/m)	Margin (dB)	Pol.	Peak Avg.	Result	Remark
1	802.11a	CH36	5149.94	47.43	54.00	-6.57	H	AVERAGE	Pass	Band Edge
	802.11a	CH36	10360.00	61.73	68.30	-6.57	H	Peak	Pass	Harmonic
2	802.11a	CH44	-	-	-	-	-	-	-	Band Edge
	802.11a	CH44	10440.00	60.44	68.30	-7.86	H	Peak	Pass	Harmonic
3	802.11a	CH48	-	-	-	-	-	-	-	Band Edge
	802.11a	CH48	10480.00	60.66	68.30	-7.64	V	Peak	Pass	Harmonic
4	802.11a	CH52	-	-	-	-	-	-	-	Band Edge
	802.11a	CH52	10520.00	59.38	68.3	-8.92	V	Peak	Pass	Harmonic
5	802.11a	CH60	-	-	-	-	-	-	-	Band Edge
	802.11a	CH60	10600.00	55.53	74.00	-18.47	H	Peak	Pass	Harmonic
6	802.11a	CH64	5350.10	49.73	54.00	-4.27	H	AVERAGE	Pass	Band Edge
	802.11a	CH64	10640.00	46.28	54.00	-7.72	H	Average	Pass	Harmonic
7	802.11a	CH100	5459.80	41.45	54.00	-12.55	H	AVERAGE	Pass	Band Edge
	802.11a	CH100	16500.00	52.86	68.30	-15.44	H	Peak	Pass	Harmonic
8	802.11a	CH116	-	-	-	-	-	-	-	Band Edge
	802.11a	CH116	16740.00	52.14	68.30	-16.16	V	Peak	Pass	Harmonic
9	802.11a	CH140	5725.16	55.16	68.30	-13.14	H	PEAK	Pass	Band Edge
	802.11a	CH140	17100.00	50.97	68.30	-17.33	H	Peak	Pass	Harmonic
10	802.11be EHT20	CH36	5149.58	49.88	54.00	-4.12	H	AVERAGE	Pass	Band Edge
	802.11be EHT20	CH36	10360.00	58.75	68.30	-9.55	H	Peak	Pass	Harmonic

Summary of each worse mode

Mode	Modulation	Ch.	Freq. (MHz)	Level (dBuV/m)	Limit (dBuV/m)	Margin (dB)	Pol.	Peak Avg.	Result	Remark
11	802.11be EHT20	CH44	-	-	-	-	-	-	-	Band Edge
	802.11be EHT20	CH44	10440.00	59.42	68.30	-8.88	H	Peak	Pass	Harmonic
12	802.11be EHT20	CH48	-	-	-	-	-	-	-	Band Edge
	802.11be EHT20	CH48	10480.00	58.65	68.30	-9.65	H	Peak	Pass	Harmonic
13	802.11be EHT20	CH52	-	-	-	-	-	-	-	Band Edge
	802.11be EHT20	CH52	10520.00	58.61	68.30	-9.69	H	Peak	Pass	Harmonic
14	802.11be EHT20	CH60	-	-	-	-	-	-	-	Band Edge
	802.11be EHT20	CH60	10600.00	48.77	54.00	-5.23	H	Average	Pass	Harmonic
15	802.11be EHT20	CH64	5350.38	48.12	54.00	-5.88	H	AVERAGE	Pass	Band Edge
	802.11be EHT20	CH64	10640.00	45.86	54.00	-8.14	H	Average	Pass	Harmonic
16	802.11be EHT20	CH100	5469.70	63.91	68.30	-4.39	H	PEAK	Pass	Band Edge
	802.11be EHT20	CH100	16500.00	50.95	68.30	-17.35	V	Peak	Pass	Harmonic
17	802.11be EHT20	CH116	-	-	-	-	-	-	-	Band Edge
	802.11be EHT20	CH116	16740.00	50.56	68.30	-17.74	H	Peak	Pass	Harmonic
18	802.11be EHT20	CH140	5725.16	64.99	68.30	-3.31	H	PEAK	Pass	Band Edge
	802.11be EHT20	CH140	17100.00	50.37	68.30	-17.93	H	Peak	Pass	Harmonic
19	802.11be EHT40	CH38	5148.58	49.13	54.00	-4.87	H	AVERAGE	Pass	Band Edge
	802.11be EHT40	CH38	10380.00	50.83	68.30	-17.47	V	Peak	Pass	Harmonic
20	802.11be EHT40	CH46	5142.14	45.58	54.00	-8.42	V	AVERAGE	Pass	Band Edge
	802.11be EHT40	CH46	10460.00	50.83	68.30	-17.47	H	Peak	Pass	Harmonic

Summary of each worse mode

Mode	Modulation	Ch.	Freq. (MHz)	Level (dBuV/m)	Limit (dBuV/m)	Margin (dB)	Pol.	Peak Avg.	Result	Remark
21	802.11be EHT40	CH54	5353.98	44.30	54.00	-9.70	H	AVERAGE	Pass	Band Edge
	802.11be EHT40	CH54	10540.00	55.27	68.30	-13.03	H	Peak	Pass	Harmonic
22	802.11be EHT40	CH62	5350.95	50.37	54.00	-3.63	H	AVERAGE	Pass	Band Edge
	802.11be EHT40	CH62	10620.00	50.95	74.00	-23.05	H	Peak	Pass	Harmonic
23	802.11be EHT40	CH102	5469.52	63.41	68.30	-4.89	H	PEAK	Pass	Band Edge
	802.11be EHT40	CH102	16530.00	50.85	68.30	-17.45	H	Peak	Pass	Harmonic
24	802.11be EHT40	CH110	-	-	-	-	-	-	-	Band Edge
	802.11be EHT40	CH110	16650.00	50.95	68.30	-17.35	V	Peak	Pass	Harmonic
25	802.11be EHT40	CH134	5725.48	64.33	68.30	-3.97	H	PEAK	Pass	Band Edge
	802.11be EHT40	CH134	17010.00	50.50	68.30	-17.80	H	Peak	Pass	Harmonic
26	802.11be EHT80	CH42	5145.95	50.00	54.00	-4.00	V	AVERAGE	Pass	Band Edge
	802.11be EHT80	CH42	10420.00	50.96	68.30	-17.34	H	Peak	Pass	Harmonic
27	802.11be EHT80	CH58	5358.17	50.16	54.00	-3.84	H	AVERAGE	Pass	Band Edge
	802.11be EHT80	CH58	10580.00	50.73	68.30	-17.57	H	Peak	Pass	Harmonic
28	802.11be EHT80	CH106	5457.28	49.69	54.00	-4.31	H	AVERAGE	Pass	Band Edge
	802.11be EHT80	CH106	16590.00	50.95	68.30	-17.35	H	Peak	Pass	Harmonic
29	802.11be EHT80	CH122	5459.72	44.43	54.00	-9.57	H	AVERAGE	Pass	Band Edge
	802.11be EHT80	CH122	16830.00	50.73	68.30	-17.57	V	Peak	Pass	Harmonic
30	802.11be EHT160	CH50	5145.00	50.42	54.00	-3.58	H	AVERAGE	Pass	Band Edge
	802.11be EHT160	CH50	10500.00	50.92	68.30	-17.38	H	Peak	Pass	Harmonic

Summary of each worse mode

Mode	Modulation	Ch.	Freq. (MHz)	Level (dBuV/m)	Limit (dBuV/m)	Margin (dB)	Pol.	Peak Avg.	Result	Remark
31	802.11be EHT160	CH114	5459.12	50.38	54.00	-3.62	H	AVERAGE	Pass	Band Edge
	802.11be EHT160	CH114	16710.00	50.56	68.30	-17.74	H	Peak	Pass	Harmonic
32	802.11a	CH149	5607.11	52.93	68.30	-15.37	H	PEAK	Pass	Band Edge
	802.11a	CH149	17235.00	51.13	68.30	-17.17	H	Peak	Pass	Harmonic
33	802.11a	CH157	-	-	-	-	-	-	-	Band Edge
	802.11a	CH157	17355.00	50.87	68.30	-17.43	V	Peak	Pass	Harmonic
34	802.11a	CH165	5929.38	53.61	68.30	-14.69	V	PEAK	Pass	Band Edge
	802.11a	CH165	17475.00	50.67	68.30	-17.63	V	Peak	Pass	Harmonic
35	802.11be EHT20	CH149	5634.08	53.62	68.30	-14.68	V	PEAK	Pass	Band Edge
	802.11be EHT20	CH149	17235.00	50.79	68.30	-17.51	V	Peak	Pass	Harmonic
36	802.11be EHT20	CH157	-	-	-	-	-	-	-	Band Edge
	802.11be EHT20	CH157	17355.00	50.22	68.30	-18.08	H	Peak	Pass	Harmonic
37	802.11be EHT20	CH165	5928.25	54.53	68.30	-13.77	V	PEAK	Pass	Band Edge
	802.11be EHT20	CH165	17475.00	50.64	68.30	-17.66	V	Peak	Pass	Harmonic
38	802.11be EHT40	CH151	5938.69	55.14	68.30	-13.16	V	PEAK	Pass	Band Edge
	802.11be EHT40	CH151	17265.00	50.77	68.30	-17.53	H	Peak	Pass	Harmonic
39	802.11be EHT40	CH159	5943.65	54.57	68.30	-13.73	V	PEAK	Pass	Band Edge
	802.11be EHT40	CH159	17385.00	50.98	68.30	-17.32	H	Peak	Pass	Harmonic
40	802.11be EHT80	CH155	5649.70	55.17	68.30	-13.13	V	PEAK	Pass	Band Edge
	802.11be EHT80	CH155	17325.00	50.97	68.30	-17.33	V	Peak	Pass	Harmonic

Mode 41 UNII-2C - Straddle Channel

WIFI 802.11a (Band Edge @ 3m)

WIFI Ant. 5+18	Note	Frequency (MHz)	Level (dBμV/m)	Margin (dB)	Limit Line (dBμV/m)	Read Level (dBμV)	Antenna Factor (dB/m)	Path Loss (dB)	Preamp Factor (dB)	Ant Pos (cm)	Table Pos (deg)	Peak Avg. (P/A)	Pol. (H/V)
802.11a CH 144 5720MHz		5439.1	51.69	-22.31	74	37.66	34.65	9.88	30.5	100	297	P	H
		5460	51.01	-17.29	68.3	36.97	34.66	9.88	30.5	100	297	P	H
	*	5720	104.81	------	------	90.22	35.06	10.12	30.59	100	297	P	H
		5897.25	53.63	-14.67	68.3	38.72	35.33	10.24	30.66	100	297	P	H
		5455.6	42.1	-11.9	54	28.06	34.66	9.88	30.5	100	297	A	H
		5720	97.53	------	------	82.94	35.06	10.12	30.59	100	297	A	H
		5391.8	51.71	-22.29	74	37.76	34.61	9.84	30.5	337	204	P	V
		5469.35	51.08	-17.22	68.3	36.99	34.67	9.92	30.5	337	204	P	V
	*	5720	101.38	------	------	86.79	35.06	10.12	30.59	337	204	P	V
		5875.25	53.58	-14.72	68.3	38.71	35.31	10.21	30.65	337	204	P	V
		5456.7	42.1	-11.9	54	28.06	34.66	9.88	30.5	337	204	A	V
		5720	94.19	------	------	79.6	35.06	10.12	30.59	337	204	A	V
Remark	1. No other spurious found. 2. All results are PASS against Peak and Average limit line.												

Mode 41 UNII-2C - Straddle Channel

WIFI 802.11a (Harmonic @ 3m)

WIFI Ant. 5+18	Note	Frequency (MHz)	Level (dBμV/m)	Margin (dB)	Limit Line (dBμV/m)	Read Level (dBμV)	Antenna Factor (dB/m)	Path Loss (dB)	Preamp Factor (dB)	Ant Pos (cm)	Table Pos (deg)	Peak Avg. (P/A)	Pol. (H/V)
802.11a CH 144 5720MHz		11440	49.69	-24.31	74	55.39	38.53	13.71	57.94	-	-	P	H
		17160	50.67	-17.63	68.3	49.62	41.27	16.55	56.77	-	-	P	H
		11440	49.34	-24.66	74	55.04	38.53	13.71	57.94	-	-	P	V
		17160	50.57	-17.73	68.3	49.52	41.27	16.55	56.77	-	-	P	V
Remark	1. No other spurious found. 2. All results are PASS against Peak and Average limit line.												

Mode 42 UNII-2C - Straddle Channel
WIFI 802.11BE EHT20 (Band Edge @ 3m)

WIFI Ant. 5+18	Note	Frequency (MHz)	Level (dBμV/m)	Margin (dB)	Limit Line (dBμV/m)	Read Level (dBμV)	Antenna Factor (dB/m)	Path Loss (dB)	Preamp Factor (dB)	Ant Pos (cm)	Table Pos (deg)	Peak Avg. (P/A)	Pol. (H/V)
WIFI 802.11BE EHT20CH 144 5720MHz		5407.75	51.77	-22.23	74	37.81	34.62	9.84	30.5	100	296	P	H
		5460.55	51.58	-16.72	68.3	37.54	34.66	9.88	30.5	100	296	P	H
	*	5720	113.39	------	------	98.8	35.06	10.12	30.59	100	296	P	H
		5879.1	53.1	-15.2	68.3	38.23	35.31	10.21	30.65	100	296	P	H
		5457.8	42.37	-11.63	54	28.33	34.66	9.88	30.5	100	296	A	H
		5720	103.66	------	------	89.07	35.06	10.12	30.59	100	296	A	H
		5441.85	51.72	-22.28	74	37.69	34.65	9.88	30.5	305	201	P	V
		5463.85	50.13	-18.17	68.3	36.08	34.67	9.88	30.5	305	201	P	V
	*	5720	106.66	------	------	92.07	35.06	10.12	30.59	305	201	P	V
		5891.2	53.16	-15.14	68.3	38.27	35.33	10.21	30.65	305	201	P	V
		5452.85	42.05	-11.95	54	28.01	34.66	9.88	30.5	305	201	A	V
		5720	99.1	------	------	84.51	35.06	10.12	30.59	305	201	A	V
Remark	1. No other spurious found. 2. All results are PASS against Peak and Average limit line.												

Mode 42 UNII-2C - Straddle Channel
WIFI 802.11BE EHT20 (Harmonic @ 3m)

WIFI Ant. 5+18	Note	Frequency (MHz)	Level (dBμV/m)	Margin (dB)	Limit Line (dBμV/m)	Read Level (dBμV)	Antenna Factor (dB/m)	Path Loss (dB)	Preamp Factor (dB)	Ant Pos (cm)	Table Pos (deg)	Peak Avg. (P/A)	Pol. (H/V)
WIFI 802.11BE EHT20 CH 144 5720MHz		11440	48.97	-25.03	74	54.67	38.53	13.71	57.94	-	-	P	H
		17160	49.15	-19.15	68.3	48.1	41.27	16.55	56.77	-	-	P	H
		11440	49.65	-24.35	74	55.35	38.53	13.71	57.94	-	-	P	V
		17160	50.68	-17.62	68.3	49.63	41.27	16.55	56.77	-	-	P	V
Remark	1. No other spurious found. 2. All results are PASS against Peak and Average limit line.												

Mode 43 UNII-2C - Straddle Channel
WIFI 802.11BE EHT 40 (Band Edge @ 3m)

WIFI Ant. 5+18	Note	Frequency (MHz)	Level (dBμV/m)	Margin (dB)	Limit Line (dBμV/m)	Read Level (dBμV)	Antenna Factor (dB/m)	Path Loss (dB)	Preamp Factor (dB)	Ant Pos (cm)	Table Pos (deg)	Peak Avg. (P/A)	Pol. (H/V)
WIFI 802.11BE EHT 40 CH 142 5710MHz		5442.95	51.12	-22.88	74	37.09	34.65	9.88	30.5	100	294	P	H
		5462.75	50.87	-17.43	68.3	36.82	34.67	9.88	30.5	100	294	P	H
	*	5710	107.59	------	------	93.02	35.03	10.12	30.58	100	294	P	H
		5872.5	52.76	-15.54	68.3	37.89	35.31	10.21	30.65	100	294	P	H
		5450.65	42.74	-11.26	54	28.7	34.66	9.88	30.5	100	294	A	H
		5710	99.62	------	------	85.05	35.03	10.12	30.58	100	294	A	H
		5356.6	51.04	-22.96	74	37.12	34.58	9.84	30.5	275	360	P	V
		5468.25	52.47	-15.83	68.3	38.38	34.67	9.92	30.5	275	360	P	V
	*	5710	95.82	------	------	81.25	35.03	10.12	30.58	275	360	P	V
		5853.25	52.8	-15.5	68.3	38	35.25	10.19	30.64	275	360	P	V
		5449	42.84	-11.16	54	28.8	34.66	9.88	30.5	275	360	A	V
		5710	88.61	------	------	74.04	35.03	10.12	30.58	275	360	A	V
Remark	1. No other spurious found. 2. All results are PASS against Peak and Average limit line.												

Mode 43 UNII-2C - Straddle Channel
WIFI 802.11BE EHT 40 (Harmonic @ 3m)

WIFI Ant. 5+18	Note	Frequency (MHz)	Level (dBμV/m)	Margin (dB)	Limit Line (dBμV/m)	Read Level (dBμV)	Antenna Factor (dB/m)	Path Loss (dB)	Preamp Factor (dB)	Ant Pos (cm)	Table Pos (deg)	Peak Avg. (P/A)	Pol. (H/V)
WIFI 802.11BE EHT 40 CH 142 5710MHz		11420	49.1	-24.9	74	54.82	38.52	13.71	57.95	-	-	P	H
		17130	50.2	-18.1	68.3	49.13	41.25	16.55	56.73	-	-	P	H
		11420	48.28	-25.72	74	54	38.52	13.71	57.95	-	-	P	V
		17130	50.23	-18.07	68.3	49.16	41.25	16.55	56.73	-	-	P	V
Remark	1. No other spurious found. 2. All results are PASS against Peak and Average limit line.												

Mode 44 UNII-2C - Straddle Channel
WIFI 802.11BE EHT 80 (Band Edge @ 3m)

WIFI Ant. 5+18	Note	Frequency (MHz)	Level (dBµV/m)	Margin (dB)	Limit Line (dBµV/m)	Read Level (dBµV)	Antenna Factor (dB/m)	Path Loss (dB)	Preamp Factor (dB)	Ant Pos (cm)	Table Pos (deg)	Peak Avg. (P/A)	Pol. (H/V)
WIFI 802.11BE EHT 80 CH 138 5690MHz		5425.35	51.76	-22.24	74	37.79	34.63	9.84	30.5	100	296	P	H
		5461.1	50.79	-17.51	68.3	36.75	34.66	9.88	30.5	100	296	P	H
	*	5690	103.17	------	------	88.66	35	10.09	30.58	100	296	P	H
		5887.9	54.39	-13.91	68.3	39.5	35.33	10.21	30.65	100	296	P	H
		5440.75	44.41	-9.59	54	30.38	34.65	9.88	30.5	100	296	A	H
		5690	96.04	------	------	81.53	35	10.09	30.58	100	296	A	H
		5405.55	51.42	-22.58	74	37.46	34.62	9.84	30.5	275	211	P	V
		5466.6	52.37	-15.93	68.3	38.28	34.67	9.92	30.5	275	211	P	V
	*	5690	99.52	------	------	85.01	35	10.09	30.58	275	211	P	V
		5872.5	53.07	-15.23	68.3	38.2	35.31	10.21	30.65	275	211	P	V
		5447.9	44.16	-9.84	54	30.12	34.66	9.88	30.5	275	211	A	V
		5690	91.53	------	------	77.02	35	10.09	30.58	275	211	A	V
Remark	1. No other spurious found. 2. All results are PASS against Peak and Average limit line.												

Mode 44 UNII-2C - Straddle Channel
WIFI 802.11*BE E*HT 80 (Harmonic @ 3m)

WIFI Ant. 5+18	Note	Frequency (MHz)	Level (dBµV/m)	Margin (dB)	Limit Line (dBµV/m)	Read Level (dBµV)	Antenna Factor (dB/m)	Path Loss (dB)	Preamp Factor (dB)	Ant Pos (cm)	Table Pos (deg)	Peak Avg. (P/A)	Pol. (H/V)
WIFI 802.11BE EHT 80 CH 138 5690MHz		11380	48.18	-25.82	74	53.95	38.48	13.72	57.97	-	-	P	H
		17070	51.11	-17.19	68.3	49.98	41.23	16.57	56.67	-	-	P	H
		11380	48.38	-25.62	74	54.15	38.48	13.72	57.97	-	-	P	V
		17070	51.43	-16.87	68.3	50.3	41.23	16.57	56.67	-	-	P	V
Remark	1. No other spurious found. 2. All results are PASS against Peak and Average limit line.												

Summary of each worse mode

Mode	Modulation	Ch.	Freq. (MHz)	Level (dBuV/m)	Limit (dBuV/m)	Margin (dB)	Pol.	Peak Avg.	Result	Remark
45	802.11be EHT20	CH36	5146.52	42.30	54.00	-11.70	V	AVERAGE	Pass	Band Edge
	802.11be EHT20	CH36	-	-	-	-	-	-	-	Harmonic
46	802.11be EHT20	CH64	5422.06	41.20	54.00	-12.80	H	AVERAGE	Pass	Band Edge
	802.11be EHT20	CH64	-	-	-	-	-	-	-	Harmonic
47	802.11be EHT20	CH100	5454.10	40.73	54.00	-13.27	V	AVERAGE	Pass	Band Edge
	802.11be EHT20	CH100	-	-	-	-	-	-	-	Harmonic
48	802.11be EHT20	CH140	5725.03	55.71	68.30	-12.59	H	PEAK	Pass	Band Edge
	802.11be EHT20	CH140	-	-	-	-	-	-	-	Harmonic
49	802.11be EHT20	CH149	5649.35	52.68	68.30	-15.62	H	PEAK	Pass	Band Edge
	802.11be EHT20	CH149	-	-	-	-	-	-	-	Harmonic
50	802.11be EHT20	CH165	5929.60	54.22	68.30	-14.08	H	PEAK	Pass	Band Edge
	802.11be EHT20	CH165	-	-	-	-	-	-	-	Harmonic
51	802.11be EHT20	CH36	5050.40	39.94	54.00	-14.06	V	AVERAGE	Pass	Band Edge
	802.11be EHT20	CH36	-	-	-	-	-	-	-	Harmonic
52	802.11be EHT20	CH64	5352.20	38.21	54.00	-15.79	H	AVERAGE	Pass	Band Edge
	802.11be EHT20	CH64	-	-	-	-	-	-	-	Harmonic
53	802.11be EHT20	CH100	5404.45	38.00	54.00	-16.00	H	AVERAGE	Pass	Band Edge
	802.11be EHT20	CH100	-	-	-	-	-	-	-	Harmonic
54	802.11be EHT20	CH140	5725.22	51.78	68.30	-16.52	V	PEAK	Pass	Band Edge
	802.11be EHT20	CH140	-	-	-	-	-	-	-	Harmonic

Summary of each worse mode

Mode	Modulation	Ch.	Freq. (MHz)	Level (dBuV/m)	Limit (dBuV/m)	Margin (dB)	Pol.	Peak Avg.	Result	Remark
55	802.11be EHT20	CH149	5612.62	50.35	68.30	-17.95	H	PEAK	Pass	Band Edge
	802.11be EHT20	CH149	-	-	-	-	-	-	-	Harmonic
56	802.11be EHT20	CH165	5928.38	52.02	68.30	-16.28	V	PEAK	Pass	Band Edge
	802.11be EHT20	CH165	-	-	-	-	-	-	-	Harmonic
57	802.11be EHT80	CH42	5147.84	45.10	54.00	-8.90	V	AVERAGE	Pass	Band Edge
	802.11be EHT80	CH42	-	-	-	-	-	-	-	Harmonic
58	802.11be EHT80	CH58	5083.23	41.49	54.00	-12.51	H	AVERAGE	Pass	Band Edge
	802.11be EHT80	CH58	-	-	-	-	-	-	-	Harmonic
59	802.11be EHT80	CH106	5459.98	40.86	54.00	-13.14	V	AVERAGE	Pass	Band Edge
	802.11be EHT80	CH106	-	-	-	-	-	-	-	Harmonic
60	802.11be EHT160	CH50	5125.50	49.64	54.00	-4.36	V	AVERAGE	Pass	Band Edge
	802.11be EHT160	CH50	-	-	-	-	-	-	-	Harmonic
61	802.11be EHT160	CH50	5146.25	48.79	54.00	-5.21	V	AVERAGE	Pass	Band Edge
	802.11be EHT160	CH50	-	-	-	-	-	-	-	Harmonic
62	802.11be EHT160	CH114	5455.38	44.49	54.00	-9.51	V	AVERAGE	Pass	Band Edge
	802.11be EHT160	CH114	-	-	-	-	-	-	-	Harmonic
63	802.11be EHT160	CH114	5447.68	42.12	54.00	-11.88	V	AVERAGE	Pass	Band Edge
	802.11be EHT160	CH114	-	-	-	-	-	-	-	Harmonic
64	802.11be EHT80	CH155	5649.88	57.47	68.30	-10.83	H	PEAK	Pass	Band Edge
	802.11be EHT80	CH155	-	-	-	-	-	-	-	Harmonic

Summary of each worse mode

Mode	Modulation	Ch.	Freq. (MHz)	Level (dBuV/m)	Limit (dBuV/m)	Margin (dB)	Pol.	Peak Avg.	Result	Remark
65	802.11be EHT80	CH42	5137.76	45.20	54.00	-8.80	H	AVERAGE	Pass	Band Edge
	802.11be EHT80	CH42	-	-	-	-	-	-	-	Harmonic
66	802.11be EHT80	CH58	5350.01	43.70	54.00	-10.30	V	AVERAGE	Pass	Band Edge
	802.11be EHT80	CH58	-	-	-	-	-	-	-	Harmonic
67	802.11be EHT80	CH106	5458.18	43.24	54.00	-10.76	V	AVERAGE	Pass	Band Edge
	802.11be EHT80	CH106	-	-	-	-	-	-	-	Harmonic
69	802.11be EHT160	CH50	5145.00	46.38	54.00	-7.62	V	AVERAGE	Pass	Band Edge
	802.11be EHT160	CH50	-	-	-	-	-	-	-	Harmonic
70	802.11be EHT160	CH50	5095.25	49.71	54.00	-4.29	V	AVERAGE	Pass	Band Edge
	802.11be EHT160	CH50	-	-	-	-	-	-	-	Harmonic
71	802.11be EHT160	CH114	5452.96	47.23	54.00	-6.77	V	AVERAGE	Pass	Band Edge
	802.11be EHT160	CH114	-	-	-	-	-	-	-	Harmonic
72	802.11be EHT160	CH114	5456.26	47.06	54.00	-6.94	V	AVERAGE	Pass	Band Edge
	802.11be EHT160	CH114	-	-	-	-	-	-	-	Harmonic
73	802.11be EHT80	CH155	5649.35	64.27	68.30	-4.03	H	PEAK	Pass	Band Edge
	802.11be EHT80	CH155	-	-	-	-	-	-	-	Harmonic
74	802.11be EHT20	CH140	30.97	25.7	40	-14.3	V	PEAK	Pass	LF
75	802.11be EHT80	CH155	31.94	23.83	40	-16.17	H	PEAK	Pass	LF

Co-colation

UNII 2C - 5475-5725MHzMHz

WIFI 802. 11be_EHT20_CH140+11g20_TX_CH01+B48 Link (Band Edge @ 3m)

WIFI Ant.	Note	Frequency (MHz)	Level (dBµV/m)	Margin Limit (dB)	Limit Line (dBµV/m)	Read Level (dBµV)	Antenna Factor (dB/m)	Path Loss (dB)	Preamp Factor (dB)	Ant Pos (cm)	Table Pos (deg)	Peak Avg. (P/A)	Pol. (H/V)
Co-location	*	5700	110.34	-	-	95.8	35	10.12	30.58	100	142	P	H
	*	5700	104.09	-	-	89.55	35	10.12	30.58	100	142	A	H
		5726.2	62.72	-5.58	68.3	48.13	35.06	10.12	30.59	100	142	P	H
		5700	107.29	-	-	92.75	35	10.12	30.58	100	252	P	V
		5700	101	-	-	86.46	35	10.12	30.58	100	252	A	V
		5729.56	57.41	-10.89	68.3	42.82	35.06	10.12	30.59	100	252	P	V
Remark	1. No other spurious found. 2. All results are PASS against Peak and Average limit line.												

WIFI 802. 11be_EHT20_CH140+11g20_TX_CH01+B48 Link (Band Edge @ 3m)

WIFI Ant.	Note	Frequency (MHz)	Level (dBµV/m)	Margin Limit (dB)	Limit Line (dBµV/m)	Read Level (dBµV)	Antenna Factor (dB/m)	Path Loss (dB)	Preamp Factor (dB)	Ant Pos (cm)	Table Pos (deg)	Peak Avg. (P/A)	Pol. (H/V)
Co-location		2388.855	64.68	-9.32	74	57.61	32.36	6.44	31.73	344	322	P	H
		2389.905	48.83	-5.17	54	41.76	32.36	6.44	31.73	344	322	A	H
	*	2412	110.98	-	-	103.84	32.37	6.44	31.67	344	322	P	H
	*	2412	103.65	-	-	96.51	32.37	6.44	31.67	344	322	A	H
		2389.485	59.93	-14.07	74	52.86	32.36	6.44	31.73	100	351	P	V
		2389.38	45.75	-8.25	54	38.68	32.36	6.44	31.73	100	351	A	V
	*	2412	110.29	-	-	103.15	32.37	6.44	31.67	100	351	P	V
	*	2412	102.42	-	-	95.28	32.37	6.44	31.67	100	351	A	V
Remark	1. No other spurious found. 2. All results are PASS against Peak and Average limit line.												

UNII 2C - 5475-5725MHzMHz

WIFI _11be_EHT20_CH140+*B48*+11g20_TX_CH01+*Link*+*BLE(125K)_TX_CH39*

(Band Edge @ 3m)

WIFI Ant.	Note	Frequency (MHz)	Level (dBμV/m)	Margin Limit (dB)	Limit Line (dBμV/m)	Read Level (dBμV)	Antenna Factor (dB/m)	Path Loss (dB)	Preamp Factor (dB)	Ant Pos (cm)	Table Pos (deg)	Peak Avg. (P/A)	Pol. (H/V)
Co-location	*	5700	108.05	-	-	93.51	35	10.12	30.58	100	153	P	H
	*	5700	101.77	-	-	87.23	35	10.12	30.58	100	153	A	H
		5726.28	64.87	-3.43	68.3	50.28	35.06	10.12	30.59	100	153	P	H
	*	5700	104.69	-	-	90.15	35	10.12	30.58	100	87	P	V
	*	5700	99.1	-	-	84.56	35	10.12	30.58	100	87	A	V
		5725.24	61.78	-6.52	68.3	47.19	35.06	10.12	30.59	100	87	P	V
Remark	1. No other spurious found. 2. All results are PASS against Peak and Average limit line.												

WIFI _11be_EHT20_CH140+*B48*+11g20_TX_CH01+*Link*+*BLE_TX_CH39* (Band Edge @ 3m)

WIFI Ant.	Note	Frequency (MHz)	Level (dBμV/m)	Margin Limit (dB)	Limit Line (dBμV/m)	Read Level (dBμV)	Antenna Factor (dB/m)	Path Loss (dB)	Preamp Factor (dB)	Ant Pos (cm)	Table Pos (deg)	Peak Avg. (P/A)	Pol. (H/V)
Co-location		2389.38	65.33	-8.67	74	58.26	32.36	6.44	31.73	174	327	P	H
		2389.905	50.23	-3.77	54	43.16	32.36	6.44	31.73	174	327	A	H
	*	2412	106.16	-	-	99.02	32.37	6.44	31.67	174	327	P	H
	*	2412	98.7	-	-	91.56	32.37	6.44	31.67	174	327	P	H
		2389.905	61.33	-12.67	74	54.26	32.36	6.44	31.73	100	272	P	V
		2389.905	47.52	-6.48	54	40.45	32.36	6.44	31.73	100	272	A	V
	*	2412	103.76	-	-	96.62	32.37	6.44	31.67	100	272	P	V
	*	2412	96.29	-	-	89.15	32.37	6.44	31.67	100	272	P	V
Remark	1. No other spurious found. 2. All results are PASS against Peak and Average limit line.												

WIFI _11be_EHT20_CH140+*B48*+11g20_TX_CH01+*Link*+*BLE_TX_CH39* (Band Edge @ 3m)

WIFI Ant.	Note	Frequency (MHz)	Level (dBμV/m)	Margin Limit (dB)	Limit Line (dBμV/m)	Read Level (dBμV)	Antenna Factor (dB/m)	Path Loss (dB)	Preamp Factor (dB)	Ant Pos (cm)	Table Pos (deg)	Peak Avg. (P/A)	Pol. (H/V)
Co-location	*	2480	92.16	-	-	84.8	32.39	6.53	31.56	180	11	P	H
	*	2480	91.38	-	-	84.02	32.39	6.53	31.56	180	11	A	H
		2498.08	53.11	-20.89	74	45.68	32.4	6.53	31.5	180	11	P	H
		2483.84	46.23	-7.77	54	38.87	32.39	6.53	31.56	180	11	P	H
	*	2480	90.42	-	-	83.06	32.39	6.53	31.56	100	334	P	V
	*	2480	89.93	-	-	82.57	32.39	6.53	31.56	100	334	A	V
		2485.56	53.37	-20.63	74	46.01	32.39	6.53	31.56	100	334	P	V
		2485.28	44.17	-9.83	54	36.81	32.39	6.53	31.56	100	334	P	V
Remark	1. No other spurious found. 2. All results are PASS against Peak and Average limit line.												

UNII 2C - 5475-5725MHzMHz

WIFI 802. 11be_EHT20_CH140+11g20_TX_CH01+B48 Link (Harmonic @ 3m)

(Harmonic @ 3m)

WIFI Ant.	Note	Frequency (MHz)	Level (dBμV/m)	Margin Limit (dB)	Limit Line (dBμV/m)	Read Level (dBμV)	Antenna Factor (dB/m)	Path Loss (dB)	Preamp Factor (dB)	Ant Pos (cm)	Table Pos (deg)	Peak Avg. (P/A)	Pol. (H/V)
Co-location		4824	53.2	-20.8	74	39.98	34.4	9.47	30.65	-	-	P	H
		11400	48.52	-25.48	74	27.65	38.5	13.71	31.34	-	-	P	H
		17100	52.91	-15.39	68.3	27.73	41.24	16.56	32.62	-	-	P	H
		4824	53.72	-20.28	74	40.5	34.4	9.47	30.65	-	-	P	V
		11400	48.53	-25.47	74	27.66	38.5	13.71	31.34	-	-	P	V
		17100	53.16	-15.14	68.3	27.98	41.24	16.56	32.62	-	-	P	V
Remark	1. No other spurious found. 2. All results are PASS against Peak and Average limit line.												

WIFI _11be_EHT20_CH140+*B48*+11g20_TX_CH01+*Link+BLE_TX_CH39 (Harmonic @ 3m)*

(Harmonic @ 3m)

WIFI Ant.	Note	Frequency (MHz)	Level (dBµV/m)	Margin Limit (dB)	Limit Line (dBµV/m)	Read Level (dBµV)	Antenna Factor (dB/m)	Path Loss (dB)	Preamp Factor (dB)	Ant Pos (cm)	Table Pos (deg)	Peak Avg. (P/A)	Pol. (H/V)
Co-location		4824	51.86	-22.14	74	38.64	34.4	9.47	30.65	-	-	P	H
		4960	52.8	-21.2	74	39.41	34.32	9.59	30.52	-	-	P	H
		7440	45.16	-28.84	74	28.95	35.94	11.29	31.02	-	-	P	H
		11400	48.54	-25.46	74	27.67	38.5	13.71	31.34	-	-	P	H
		17100	51.2	-17.1	68.3	26.02	41.24	16.56	32.62	-	-	P	H
		4824	52.22	-21.78	74	39	34.4	9.47	30.65	-	-	P	V
		4960	53.17	-20.83	74	39.78	34.32	9.59	30.52	-	-	P	V
		7440	44.01	-29.99	74	27.8	35.94	11.29	31.02	-	-	P	V
		11400	49.33	-24.67	74	28.46	38.5	13.71	31.34	-	-	P	V
		17100	52.4	-15.9	68.3	27.22	41.24	16.56	32.62	-	-	P	V
Remark	1. No other spurious found. 2. All results are PASS against Peak and Average limit line.												

Mode	1	
	Band Edge	
	5.15-5.25_UNII 1_802.11a_CH36_5180MHz	
ANT	CDD 5+18	
Pol.	Horizontal	Fundamental
Peak	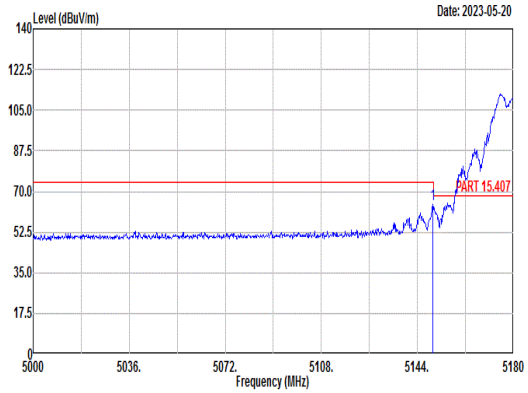 Site : 03CH04-SZ Condition: PART 15.407 3m HF_ANT_3117(119436) HORIZONTAL : RBW:1000.000kHz VBW:3000.000kHz Mode : 1 Setting : 6M Powersetting 18 Plane : X with Accessories : 861585060047220/861585060047238 Freq Level Limit Line Margin Read Level Ant Factor Cable Loss Preamp Factor APos TPos Remark MHz dBuV/m dBuV/m dBuV dB/m dB dB cm deg 1 5149.76 64.56 74.00 -9.44 52.85 36.14 8.54 32.97 100 298 PEAK	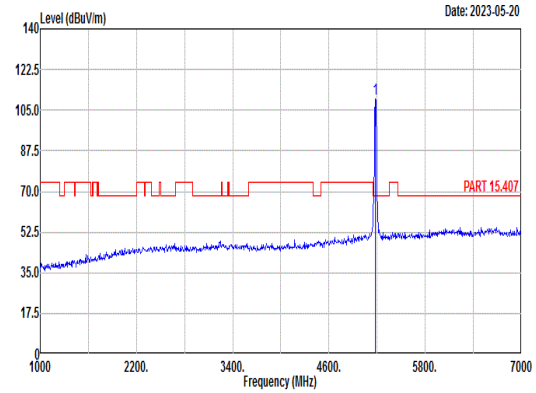 Site : 03CH04-SZ Condition: PART 15.407 3m HF_ANT_3117(119436) HORIZONTAL : RBW:1000.000kHz VBW:3000.000kHz Mode : 1 Setting : 6M Powersetting 18 Plane : X with Accessories : 861585060047220/861585060047238 Freq Level Limit Line Margin (dB) Read Level Ant Factor Cable Loss Preamp Factor APos TPos Remark MHz dBuV/m dBuV/m dBuV dB/m dB dB cm deg 1 5180.00 109.94 ------ ------ 98.25 36.13 8.59 33.03 100 298 PEAK
Avg	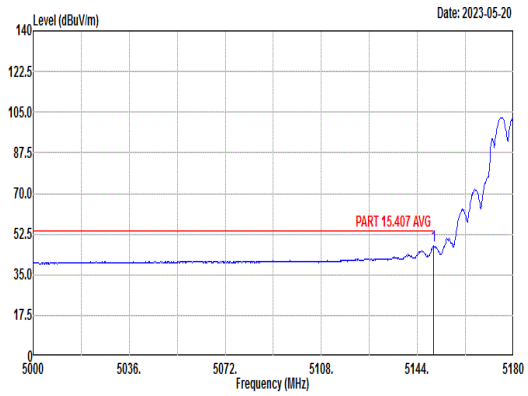 Site : 03CH04-SZ Condition: PART 15.407 AVG 3m HF_ANT_3117(119436) HORIZONTAL : RBW:1000.000kHz VBW:1.000kHz Mode : 1 Setting : 6M Powersetting 18 Plane : X with Accessories : 861585060047220/861585060047238 Freq Level Limit Line Margin Read Level Ant Factor Cable Loss Preamp Factor APos TPos Remark MHz dBuV/m dBuV/m dBuV dB/m dB dB cm deg 1 5149.94 47.43 54.00 -6.57 35.72 36.14 8.54 32.97 100 298 AVERAGE	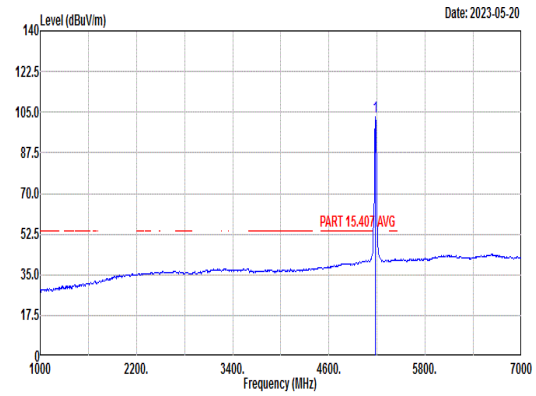 Site : 03CH04-SZ Condition: PART 15.407 AVG 3m HF_ANT_3117(119436) HORIZONTAL : RBW:1000.000kHz VBW:1.000kHz Mode : 1 Setting : 6M Powersetting 18 Plane : X with Accessories : 861585060047220/861585060047238 Freq Level Limit Line Margin (dB) Read Level Ant Factor Cable Loss Preamp Factor APos TPos Remark MHz dBuV/m dBuV/m dBuV dB/m dB dB cm deg 1 5180.00 102.77 ------ ------ 91.08 36.13 8.59 33.03 100 298 AVERAGE

Mode	1	
	Band Edge	
	5.15-5.25_UNII 1_802.11a_CH36_5180MHz	
ANT	CDD 5+18	
Pol.	Vertical	Fundamental
Peak	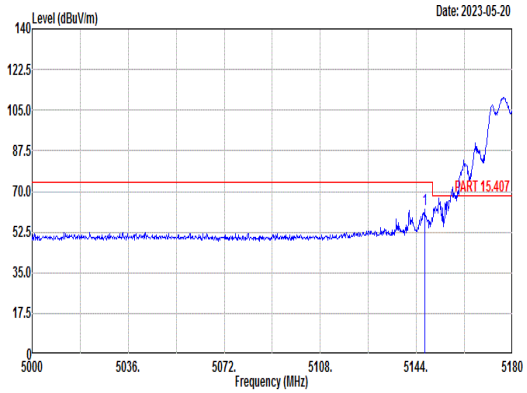 Site : 03CH04-SZ Condition: PART 15.407 3m HF_ANT_3117(119436) VERTICAL : RBW:1000.000kHz VBW:3000.000kHz Mode : 1 Setting : 6M Powersetting 18 Plane : X with Accessories : 861585060047220/861585060047238 Freq Level Limit Line Margin Read Level Ant Factor Cable Loss Preamp Factor APos TPos Remark MHz dBuV/m dBuV/m dBuV dB/m dB dB cm deg 1 5147.06 62.32 74.00 -11.68 50.61 36.14 8.53 32.96 400 199 PEAK	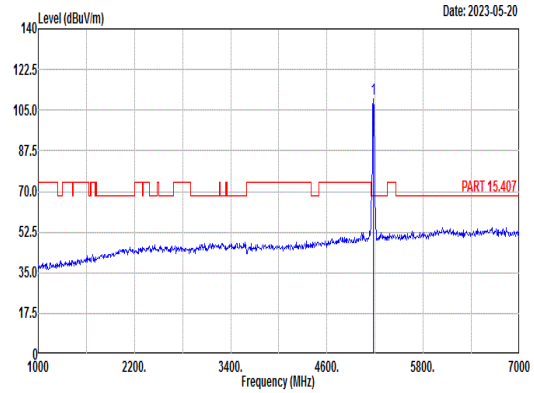 Site : 03CH04-SZ Condition: PART 15.407 3m HF_ANT_3117(119436) VERTICAL : RBW:1000.000kHz VBW:3000.000kHz Mode : 1 Setting : 6M Powersetting 18 Plane : X with Accessories : 861585060047220/861585060047238 Freq Level Limit Line Margin (dB) Read Level Ant Factor Cable Loss Preamp Factor APos TPos Remark MHz dBuV/m dBuV/m dBuV dB/m dB dB cm deg 1 5180.00 109.68 ------ ------ 97.99 36.13 8.58 33.02 400 199 PEAK
Avg	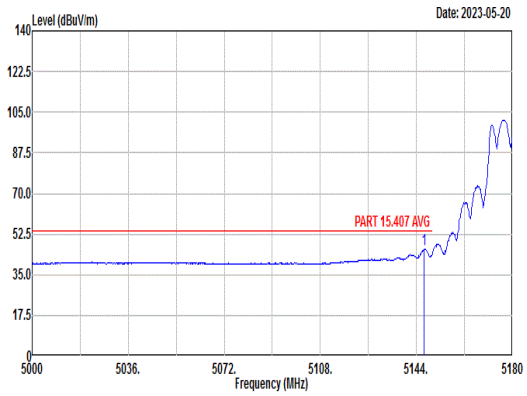 Site : 03CH04-SZ Condition: PART 15.407 AVG 3m HF_ANT_3117(119436) VERTICAL : RBW:1000.000kHz VBW:1.000kHz Mode : 1 Setting : 6M Powersetting 18 Plane : X with Accessories : 861585060047220/861585060047238 Freq Level Limit Line Margin Read Level Ant Factor Cable Loss Preamp Factor APos TPos Remark MHz dBuV/m dBuV/m dBuV dB/m dB dB cm deg 1 5146.88 46.04 54.00 -7.96 34.33 36.14 8.53 32.96 400 199 AVERAGE	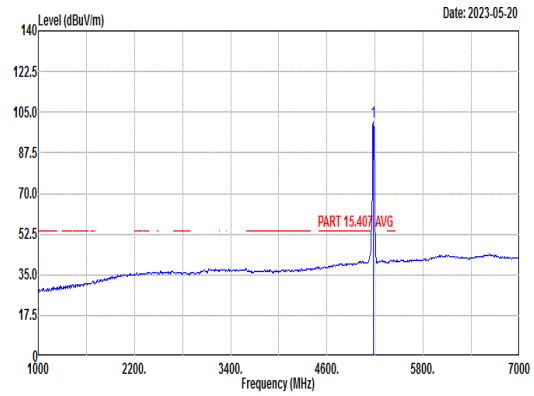 Site : 03CH04-SZ Condition: PART 15.407 AVG 3m HF_ANT_3117(119436) VERTICAL : RBW:1000.000kHz VBW:1.000kHz Mode : 1 Setting : 6M Powersetting 18 Plane : X with Accessories : 861585060047220/861585060047238 Freq Level Limit Line Margin (dB) Read Level Ant Factor Cable Loss Preamp Factor APos TPos Remark MHz dBuV/m dBuV/m dBuV dB/m dB dB cm deg 1 5180.00 101.06 ------ ------ 89.37 36.13 8.58 33.02 400 199 AVERAGE

Mode	1	
	Harmonic	
	5.15-5.25_UNII 1_802.11a_CH36_5180MHz	
ANT	CDD 5+18	
Pol.	Horizontal	Vertical
Peak Avg	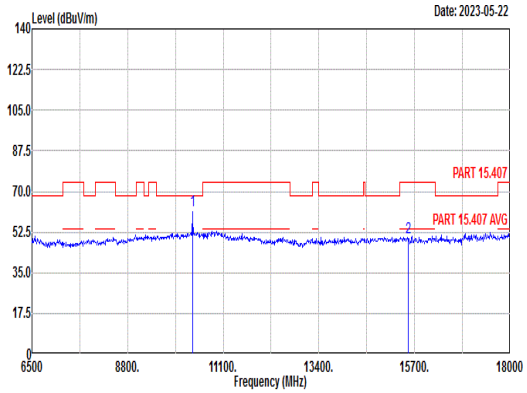 Site : 03CH04-SZ Condition: PART 15.407 3m HF_ANT_3117(119436) HORIZONTAL Mode : 1 Setting : 6M Power setting 18 Plane : X with Accessories : 861585060047220/861585060047238 Freq Level Limit Line Margin Read Level Ant Factor Cable Loss Preamp Factor APos TPos Remark MHz dBuV/m dBuV/m dB dBuV dB/m dB dB cm deg 1 10360.00 61.73 68.30 -6.57 57.67 39.36 12.06 47.36 100 284 Peak 2 15540.00 50.09 74.00 -23.91 43.78 42.05 14.58 50.32 --- --- Peak	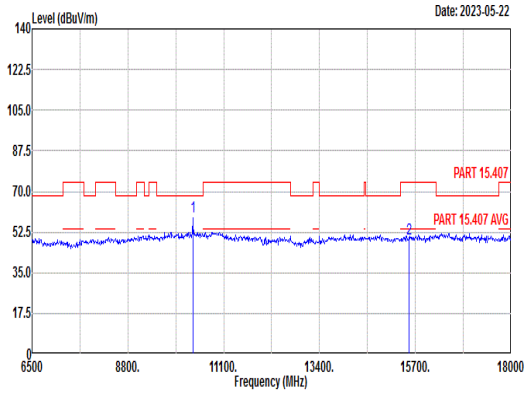 Site : 03CH04-SZ Condition: PART 15.407 3m HF_ANT_3117(119436) VERTICAL Mode : 1 Setting : 6M Power setting 18 Plane : X with Accessories : 861585060047220/861585060047238 Freq Level Limit Line Margin Read Level Ant Factor Cable Loss Preamp Factor APos TPos Remark MHz dBuV/m dBuV/m dB dBuV dB/m dB dB cm deg 1 10360.00 59.23 68.30 -9.07 55.17 39.36 12.06 47.36 100 120 Peak 2 15540.00 49.80 74.00 -24.20 43.49 42.05 14.58 50.32 --- --- Peak

Mode	2	
	Harmonic	
	5.15-5.25_UNII 1_802.11a_CH44_5220MHz	
ANT	CDD 5+18	
Pol.	Horizontal	Vertical
Peak Avg	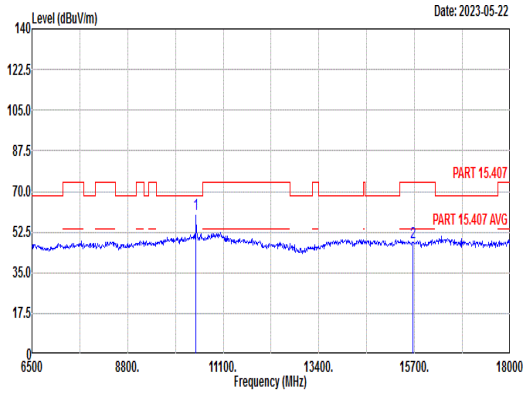 Site : 03CH04-SZ Condition: PART 15.407 3m HF_ANT_3117(119436) HORIZONTAL Mode : 2 Setting : 6M Power setting 18 Plane : X with Accessories : 861585060047220/861585060047238 Freq Level Limit Line Margin Read Level Ant Factor Cable Loss Preamp Factor APos TPos Remark MHz dBuV/m dBuV/m dB dBuV dB/m dB dB cm deg 1 10440.00 60.44 68.30 -7.86 56.20 39.44 12.12 47.32 100 282 Peak 2 15660.00 47.92 74.00 -26.08 41.45 42.19 14.64 50.36 --- --- Peak	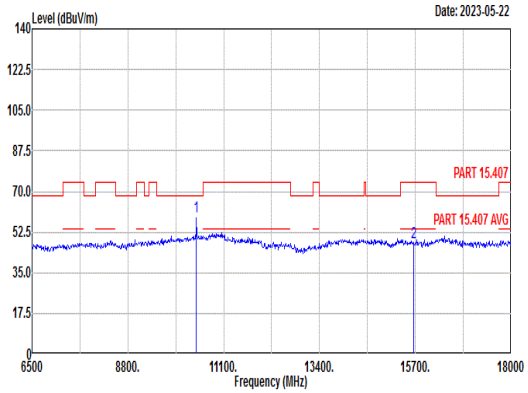 Site : 03CH04-SZ Condition: PART 15.407 3m HF_ANT_3117(119436) VERTICAL Mode : 2 Setting : 6M Power setting 18 Plane : X with Accessories : 861585060047220/861585060047238 Freq Level Limit Line Margin Read Level Ant Factor Cable Loss Preamp Factor APos TPos Remark MHz dBuV/m dBuV/m dB dBuV dB/m dB dB cm deg 1 10440.00 58.94 68.30 -9.36 54.70 39.44 12.12 47.32 100 119 Peak 2 15660.00 48.24 74.00 -25.76 41.77 42.19 14.64 50.36 --- --- Peak

Mode	3	
	Harmonic	
	5.15-5.25_UNII 1_802.11a_CH48_5240MHz	
ANT	CDD 5+18	
Pol.	Horizontal	Vertical
Peak Avg	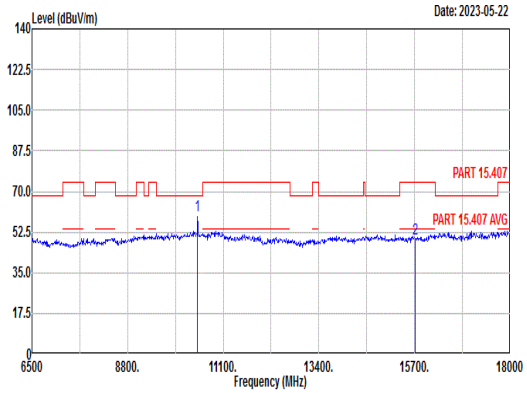 Site : 03CH04-SZ Condition: PART 15.407 3m HF_ANT_3117(119436) HORIZONTAL Mode : 3 Setting : 6M Power setting 18 Plane : X with Accessories : 861585060047220/861585060047238 Freq Level Limit Line Margin Read Level Ant Factor Cable Loss Preamp Factor APos TPos Remark MHz dBuV/m dBuV/m dB dBuV dB/m dB dB cm deg 1 10480.00 59.78 68.30 -8.52 55.46 39.48 12.15 47.31 100 284 Peak 2 15720.00 49.87 74.00 -24.13 43.34 42.26 14.66 50.39 --- --- Peak	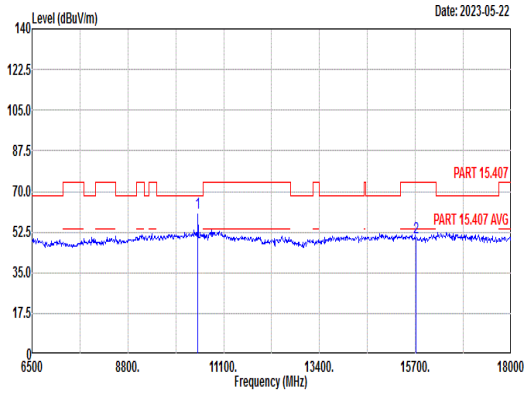 Site : 03CH04-SZ Condition: PART 15.407 3m HF_ANT_3117(119436) VERTICAL Mode : 3 Setting : 6M Power setting 18 Plane : X with Accessories : 861585060047220/861585060047238 Freq Level Limit Line Margin Read Level Ant Factor Cable Loss Preamp Factor APos TPos Remark MHz dBuV/m dBuV/m dB dBuV dB/m dB dB cm deg 1 10480.00 60.66 68.30 -7.64 56.34 39.48 12.15 47.31 100 121 Peak 2 15720.00 50.34 74.00 -23.66 43.81 42.26 14.66 50.39 --- --- Peak

Mode	4	
	Harmonic	
	5.25-5.35_UNII 2A_802.11a_CH52_5280MHz	
ANT	CDD 5+18	
Pol.	Horizontal	Vertical
Peak Avg	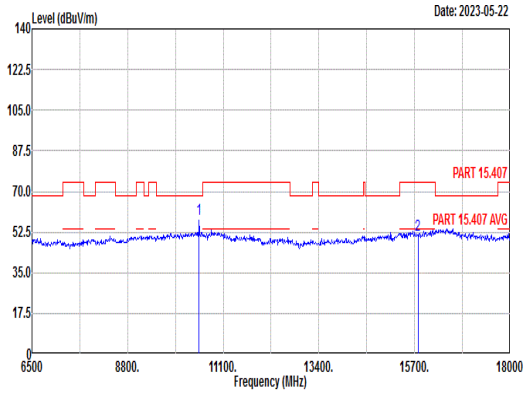 Site : 03CH04-SZ Condition: PART 15.407 3m HF_ANT_3117(119436) HORIZONTAL Mode : 4 Setting : 6M Power setting 17 Plane : X with Accessories : 861585060047220/861585060047238 Freq Level Limit Line Margin Read Level Ant Factor Cable Loss Preamp Factor APos TPos Remark MHz dBuV/m dBuV/m dB dBuV dB/m dB dB cm deg 1 10520.00 57.93 68.30 -10.37 53.54 39.50 12.18 47.29 100 273 Peak 2 15780.00 51.27 74.00 -22.73 44.65 42.34 14.69 50.41 --- --- Peak	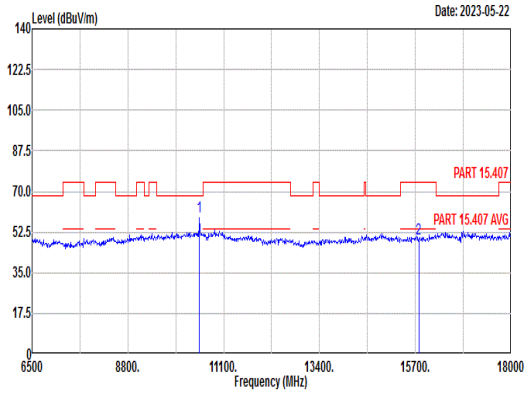 Site : 03CH04-SZ Condition: PART 15.407 3m HF_ANT_3117(119436) VERTICAL Mode : 4 Setting : 6M Power setting 17 Plane : X with Accessories : 861585060047220/861585060047238 Freq Level Limit Line Margin Read Level Ant Factor Cable Loss Preamp Factor APos TPos Remark MHz dBuV/m dBuV/m dB dBuV dB/m dB dB cm deg 1 10520.00 59.38 68.30 -8.92 54.99 39.50 12.18 47.29 100 117 Peak 2 15780.00 49.51 74.00 -24.49 42.89 42.34 14.69 50.41 --- --- Peak

Mode	5	
	Harmonic	
	5.25-5.35_UNII 2A_802.11a_CH60_5300MHz	
ANT	CDD 5+18	
Pol.	Horizontal	Vertical
Peak Avg	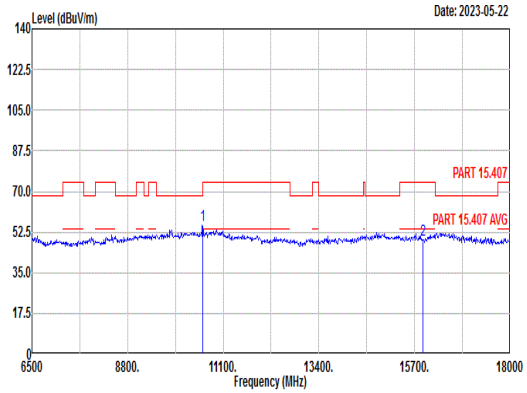 Site : 03CH04-SZ Condition: PART 15.407 3m HF_ANT_3117(119436) HORIZONTAL Mode : 5 Setting : 6M Power setting 17.5 Plane : X with Accessories : 861585060047220/861585060047238 Freq Level Limit Line Margin Read Level Ant Factor Cable Loss Preamp Factor APos TPos Remark MHz dBuV/m dBuV/m dB dBuV dB/m dB dB cm deg 1 10600.00 55.53 74.00 -18.47 51.04 39.52 12.23 47.26 --- --- Peak 2 15900.00 49.36 74.00 -24.64 42.59 42.48 14.75 50.46 --- --- Peak	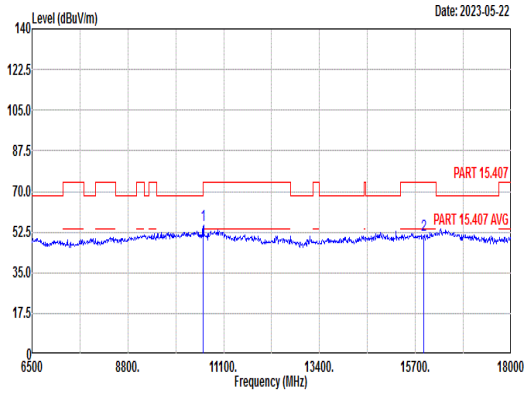 Site : 03CH04-SZ Condition: PART 15.407 3m HF_ANT_3117(119436) VERTICAL Mode : 5 Setting : 6M Power setting 17.5 Plane : X with Accessories : 861585060047220/861585060047238 Freq Level Limit Line Margin Read Level Ant Factor Cable Loss Preamp Factor APos TPos Remark MHz dBuV/m dBuV/m dB dBuV dB/m dB dB cm deg 1 10600.00 55.46 74.00 -18.54 50.97 39.52 12.23 47.26 --- --- Peak 2 15900.00 51.18 74.00 -22.82 44.41 42.48 14.75 50.46 --- --- Peak

Mode	6	
	Band Edge	
	5.25-5.35_UNII 2A_802.11a_CH64_5320MHz	
ANT	CDD 5+18	
Pol.	Horizontal	Fundamental
Peak	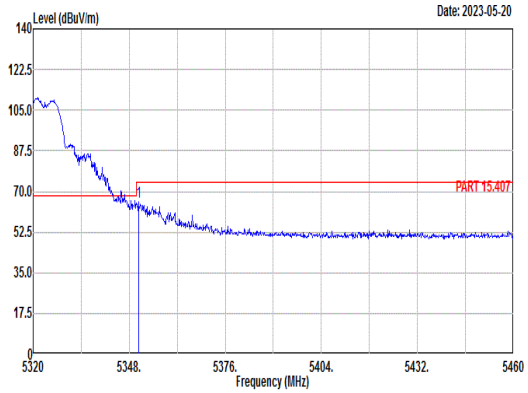 Site : 03CH04-SZ Condition: PART 15.407 3m HF_ANT_3117(119436) HORIZONTAL : RBW:1000.000kHz VBW:3000.000kHz Mode : 6 Setting : 6M Powersetting 17 Plane : X with Accessories : 861585060047220/861585060047238 Freq Level Limit Line Margin Read Level Ant Factor Cable Loss Preamp Factor APos TPos Remark MHz dBuV/m dBuV/m dBuV dB/m dB dB cm deg 1 5350.66 65.46 74.00 -8.54 53.36 36.06 9.37 33.33 112 144 PEAK	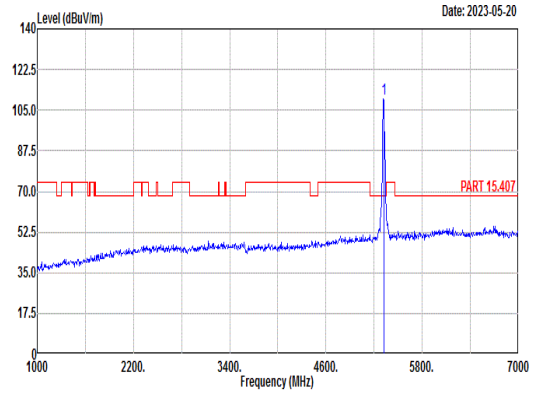 Site : 03CH04-SZ Condition: PART 15.407 3m HF_ANT_3117(119436) HORIZONTAL : RBW:1000.000kHz VBW:3000.000kHz Mode : 6 Setting : 6M Powersetting 17 Plane : X with Accessories : 861585060047220/861585060047238 Freq Level Limit Line Margin (dB) Read Level Ant Factor Cable Loss Preamp Factor APos TPos Remark MHz dBuV/m dBuV/m dBuV dB/m dB dB cm deg 1 5320.00 109.93 ------ ------ 97.95 36.07 9.18 33.27 112 144 PEAK
Avg	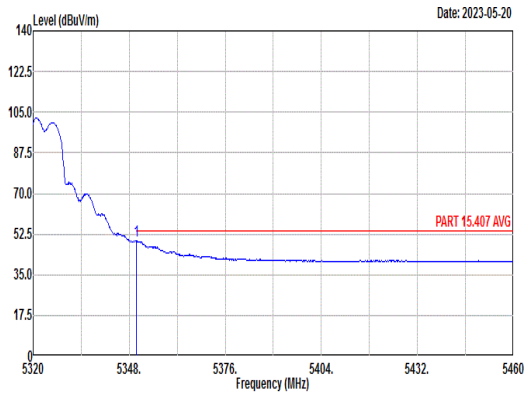 Site : 03CH04-SZ Condition: PART 15.407 AVG 3m HF_ANT_3117(119436) HORIZONTAL : RBW:1000.000kHz VBW:1.000kHz Mode : 6 Setting : 6M Powersetting 17 Plane : X with Accessories : 861585060047220/861585060047238 Freq Level Limit Line Margin Read Level Ant Factor Cable Loss Preamp Factor APos TPos Remark MHz dBuV/m dBuV/m dBuV dB/m dB dB cm deg 1 5350.10 49.73 54.00 -4.27 37.63 36.06 9.37 33.33 112 144 AVERAGE	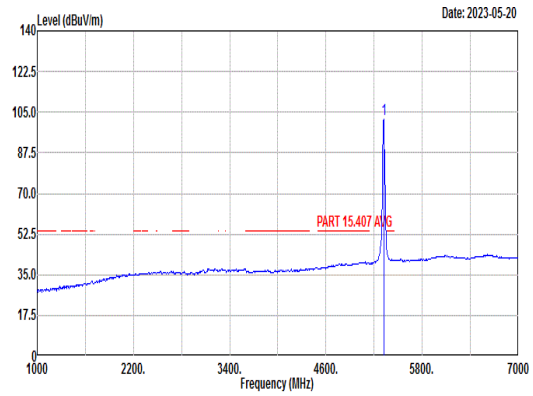 Site : 03CH04-SZ Condition: PART 15.407 AVG 3m HF_ANT_3117(119436) HORIZONTAL : RBW:1000.000kHz VBW:1.000kHz Mode : 6 Setting : 6M Powersetting 17 Plane : X with Accessories : 861585060047220/861585060047238 Freq Level Limit Line Margin (dB) Read Level Ant Factor Cable Loss Preamp Factor APos TPos Remark MHz dBuV/m dBuV/m dBuV dB/m dB dB cm deg 1 5320.00 102.00 ------ ------ 90.00 36.07 9.21 33.28 112 144 AVERAGE

Mode	6
	Band Edge
	5.25-5.35_UNII 2A_802.11a_CH64_5320MHz
ANT	CDD 5+18

Pol.	Vertical	Fundamental
Peak	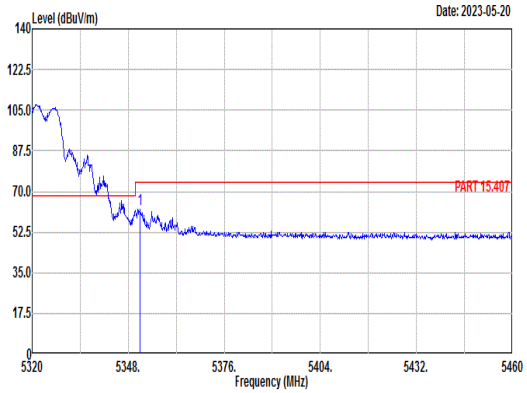 Site : 03CH04-SZ Condition: PART 15.407 3m HF_ANT_3117(119436) VERTICAL : RBW:1000.000kHz VBW:3000.000kHz Mode : 6 Setting : 6M Powersetting 17 Plane : X with Accessories : 861585060047220/861585060047238 Freq Level Limit Line Margin Read Level Ant Factor Cable Loss Preamp Factor APos TPos Remark MHz dBuV/m dBuV/m dBuV dB/m dB dB cm deg 1 5351.50 62.50 74.00 -11.50 50.40 36.06 9.37 33.33 368 212 PEAK	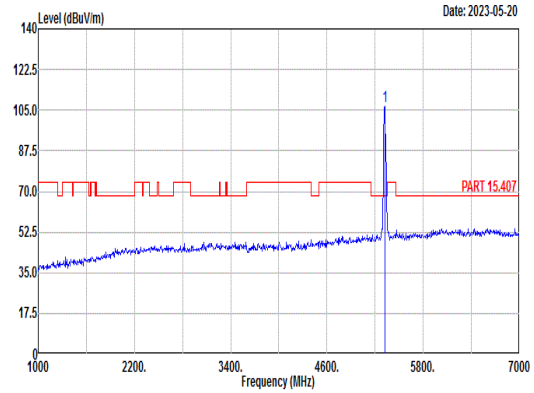 Site : 03CH04-SZ Condition: PART 15.407 3m HF_ANT_3117(119436) VERTICAL : RBW:1000.000kHz VBW:3000.000kHz Mode : 6 Setting : 6M Powersetting 17 Plane : X with Accessories : 861585060047220/861585060047238 Freq Level Limit Line Margin (dB) Read Level Ant Factor Cable Loss Preamp Factor APos TPos Remark MHz dBuV/m dBuV/m dBuV dB/m dB dB cm deg 1 5320.00 106.67 ------ ------ 94.67 36.07 9.21 33.28 368 212 PEAK
Avg	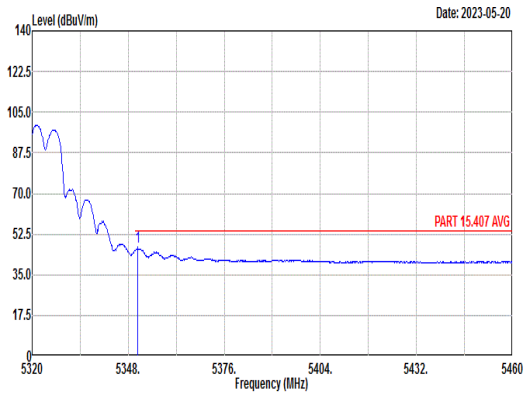 Site : 03CH04-SZ Condition: PART 15.407 AVG 3m HF_ANT_3117(119436) VERTICAL : RBW:1000.000kHz VBW:1.000kHz Mode : 6 Setting : 6M Powersetting 17 Plane : X with Accessories : 861585060047220/861585060047238 Freq Level Limit Line Margin Read Level Ant Factor Cable Loss Preamp Factor APos TPos Remark MHz dBuV/m dBuV/m dBuV dB/m dB dB cm deg 1 5350.80 46.78 54.00 -7.22 34.68 36.06 9.37 33.33 368 212 AVERAGE	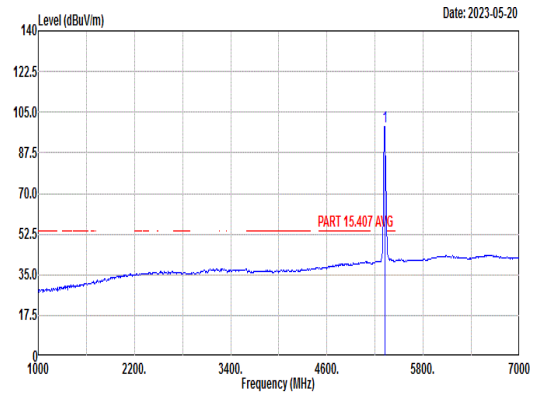 Site : 03CH04-SZ Condition: PART 15.407 AVG 3m HF_ANT_3117(119436) VERTICAL : RBW:1000.000kHz VBW:1.000kHz Mode : 6 Setting : 6M Powersetting 17 Plane : X with Accessories : 861585060047220/861585060047238 Freq Level Limit Line Margin (dB) Read Level Ant Factor Cable Loss Preamp Factor APos TPos Remark MHz dBuV/m dBuV/m dBuV dB/m dB dB cm deg 1 5320.00 98.91 ------ ------ 86.91 36.07 9.21 33.28 368 212 AVERAGE

Mode	6	
	Harmonic	
	5.25-5.35_UNII 2A_802.11a_CH64_5320MHz	
ANT	CDD 5+18	
Pol.	Horizontal	Vertical
Peak Avg	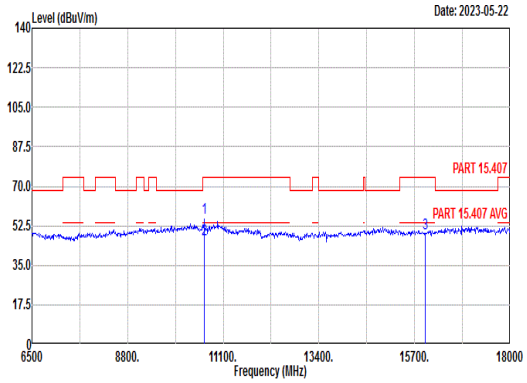 Site : 03CH04-SZ Condition: PART 15.407 3m HF_ANT_3117(119436) HORIZONTAL Mode : 6 Setting : 6M Power setting 17 Plane : X with Accessories : 861585060047220/861585060047238 Freq Level Limit Line Margin Read Level Ant Factor Cable Loss Preamp Factor APos TPos Remark MHz dBuV/m dBuV/m dB dBuV dB/m dB dB cm deg 1 10640.00 56.04 74.00 -17.96 51.49 39.53 12.26 47.24 100 275 Peak 2 10640.00 46.28 54.00 -7.72 41.73 39.53 12.26 47.24 100 275 Average 3 15960.00 49.07 74.00 -24.93 42.23 42.55 14.77 50.48 --- --- Peak	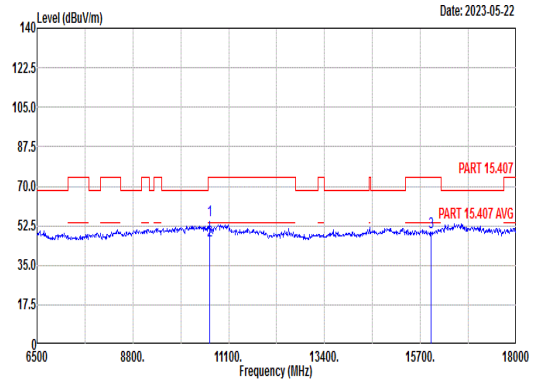 Site : 03CH04-SZ Condition: PART 15.407 3m HF_ANT_3117(119436) VERTICAL Mode : 6 Setting : 6M Power setting 17 Plane : X with Accessories : 861585060047220/861585060047238 Freq Level Limit Line Margin Read Level Ant Factor Cable Loss Preamp Factor APos TPos Remark MHz dBuV/m dBuV/m dB dBuV dB/m dB dB cm deg 1 10640.00 55.14 74.00 -18.86 50.59 39.53 12.26 47.24 106 94 Peak 2 10640.00 46.06 54.00 -7.94 41.51 39.53 12.26 47.24 106 94 Average 3 15960.00 49.75 74.00 -24.25 42.91 42.55 14.77 50.48 --- --- Peak

Mode	7
	Band Edge
	5.47-5.725_UNII 2C_802.11a_CH100_5500MHz
ANT	CDD 5+18

Pol.	Horizontal	Fundamental
Peak	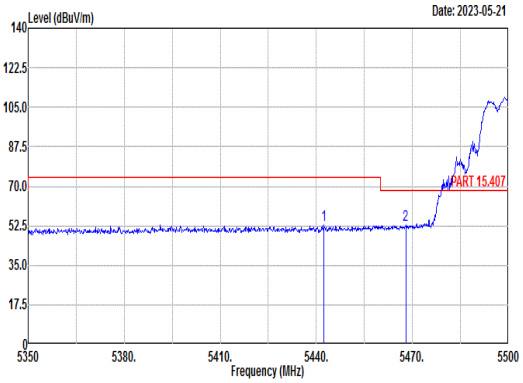 Site : 03CH04-SZ Condition: PART 15.407 3m HF_ANT_3117(119436) HORIZONTAL : RBW:1000.000kHz VBW:3000.000kHz Mode : 7 Setting : 6M Powersetting 13 Plane : X with Accessories : 861585060047220/861585060047238 Freq Level Limit Line Margin Read Level Ant Factor Cable Loss Preamp Factor APos TPos Remark MHz dBuV/m dBuV/m dBuV dB/m dB dB cm deg 1 5442.40 52.84 74.00 -21.16 40.64 36.02 9.68 33.50 102 42 PEAK 2 5467.90 53.04 68.30 -15.26 40.88 36.01 9.69 33.54 102 42 PEAK	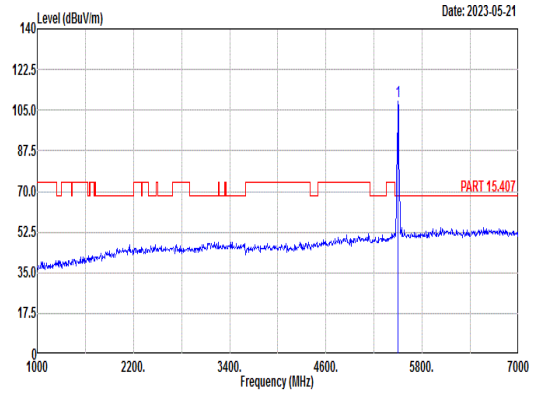 Site : 03CH04-SZ Condition: PART 15.407 3m HF_ANT_3117(119436) HORIZONTAL : RBW:1000.000kHz VBW:3000.000kHz Mode : 7 Setting : 6M Powersetting 13 Plane : X with Accessories : 861585060047220/861585060047238 Freq Level Limit Line Margin (dB) Read Level Ant Factor Cable Loss Preamp Factor APos TPos Remark MHz dBuV/m dBuV/m dBuV dB/m dB dB cm deg 1 5500.00 108.61 ------ ------ 96.50 36.00 9.71 33.60 102 42 PEAK
Avg	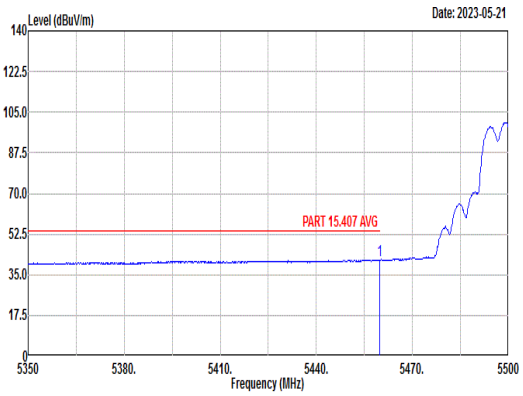 Site : 03CH04-SZ Condition: PART 15.407 AVG 3m HF_ANT_3117(119436) HORIZONTAL : RBW:1000.000kHz VBW:1.000kHz Mode : 7 Setting : 6M Powersetting 13 Plane : X with Accessories : 861585060047220/861585060047238 Freq Level Limit Line Margin Read Level Ant Factor Cable Loss Preamp Factor APos TPos Remark MHz dBuV/m dBuV/m dBuV dB/m dB dB cm deg 1 5459.80 41.45 54.00 -12.55 29.27 36.02 9.69 33.53 102 42 AVERAGE	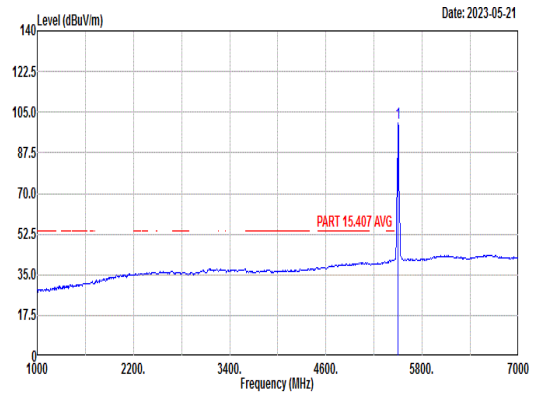 Site : 03CH04-SZ Condition: PART 15.407 AVG 3m HF_ANT_3117(119436) HORIZONTAL : RBW:1000.000kHz VBW:1.000kHz Mode : 7 Setting : 6M Powersetting 13 Plane : X with Accessories : 861585060047220/861585060047238 Freq Level Limit Line Margin (dB) Read Level Ant Factor Cable Loss Preamp Factor APos TPos Remark MHz dBuV/m dBuV/m dBuV dB/m dB dB cm deg 1 5500.00 100.21 ------ ------ 88.10 36.00 9.71 33.60 102 42 AVERAGE

Mode	7
	Band Edge
	5.47-5.725_UNII 2C_802.11a_CH100_5500MHz
ANT	CDD 5+18

Pol.	Vertical	Fundamental
Peak	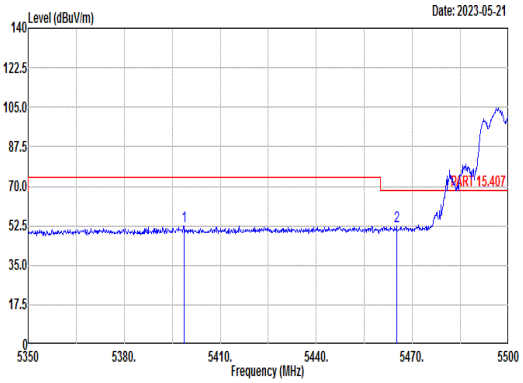 Site : 03CH04-SZ Condition: PART 15.407 3m HF_ANT_3117(119436) VERTICAL : RBW:1000.000kHz VBW:3000.000kHz Mode : 7 Setting : 6M Powersetting 13 Plane : X with Accessories : 861585060047220/861585060047238 Freq Level Limit Line Margin Read Level Ant Factor Cable Loss Preamp Factor APos TPos Remark MHz dBuV/m dBuV/m dBuV dB/m dB dB cm deg 1 5398.75 52.36 74.00 -21.64 40.12 36.04 9.62 33.42 318 201 PEAK 2 5465.05 52.24 68.30 -16.06 40.08 36.01 9.69 33.54 318 201 PEAK	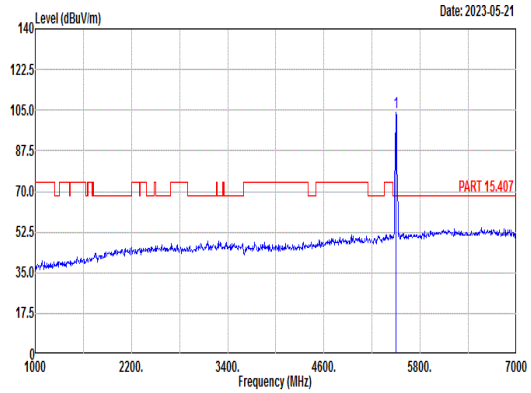 Site : 03CH04-SZ Condition: PART 15.407 3m HF_ANT_3117(119436) VERTICAL : RBW:1000.000kHz VBW:3000.000kHz Mode : 7 Setting : 6M Powersetting 13 Plane : X with Accessories : 861585060047220/861585060047238 Freq Level Limit Line Margin (dB) Read Level Ant Factor Cable Loss Preamp Factor APos TPos Remark MHz dBuV/m dBuV/m dBuV dB/m dB dB cm deg 1 5500.00 104.09 ------ ------ 91.98 36.00 9.71 33.60 318 201 PEAK
Avg	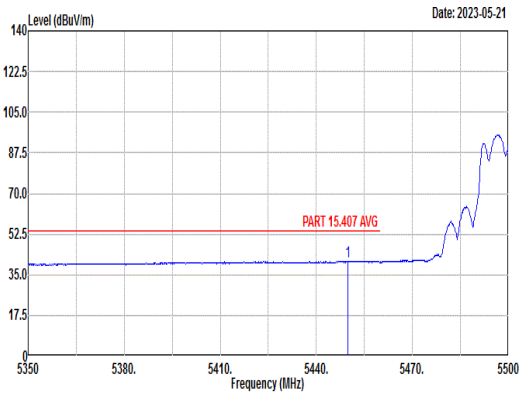 Site : 03CH04-SZ Condition: PART 15.407 AVG 3m HF_ANT_3117(119436) VERTICAL : RBW:1000.000kHz VBW:1.000kHz Mode : 7 Setting : 6M Powersetting 13 Plane : X with Accessories : 861585060047220/861585060047238 Freq Level Limit Line Margin Read Level Ant Factor Cable Loss Preamp Factor APos TPos Remark MHz dBuV/m dBuV/m dBuV dB/m dB dB cm deg 1 5449.90 40.77 54.00 -13.23 28.58 36.02 9.68 33.51 318 201 AVERAGE	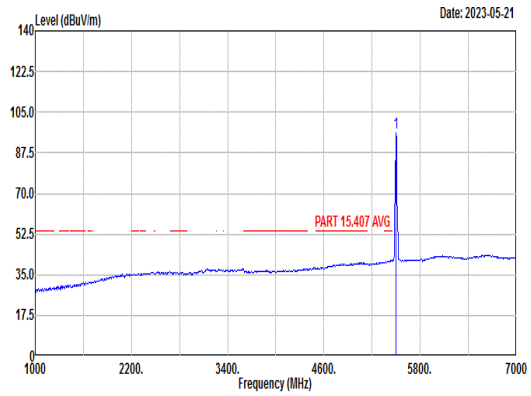 Site : 03CH04-SZ Condition: PART 15.407 AVG 3m HF_ANT_3117(119436) VERTICAL : RBW:1000.000kHz VBW:1.000kHz Mode : 7 Setting : 6M Powersetting 13 Plane : X with Accessories : 861585060047220/861585060047238 Freq Level Limit Line Margin (dB) Read Level Ant Factor Cable Loss Preamp Factor APos TPos Remark MHz dBuV/m dBuV/m dBuV dB/m dB dB cm deg 1 5500.00 95.98 ------ ------ 83.87 36.00 9.71 33.60 318 201 AVERAGE

Mode	7	
	Harmonic	
	5.47-5.725_UNII 2C_802.11a_CH100_5500MHz	
ANT	CDD 5+18	
Pol.	Horizontal	Vertical
Peak Avg	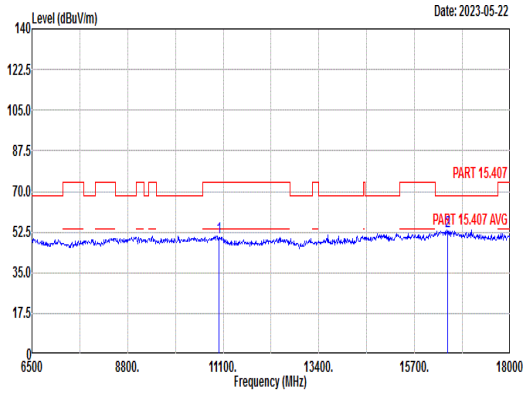 Site : 03CH04-SZ Condition: PART 15.407 3m HF_ANT_3117(119436) HORIZONTAL Mode : 7 Setting : 6M Power setting 13 Plane : X with Accessories : 861585060047220/861585060047238 Freq Level Limit Line Margin Read Level Ant Factor Cable Loss Preamp Factor APos TPos Remark MHz dBuV/m dBuV/m dB dBuV dB/m dB dB cm deg 1 11000.00 50.41 74.00 -23.59 45.39 39.60 12.52 47.10 --- --- Peak 2 16500.00 52.86 68.30 -15.44 44.34 43.25 15.17 49.90 --- --- Peak	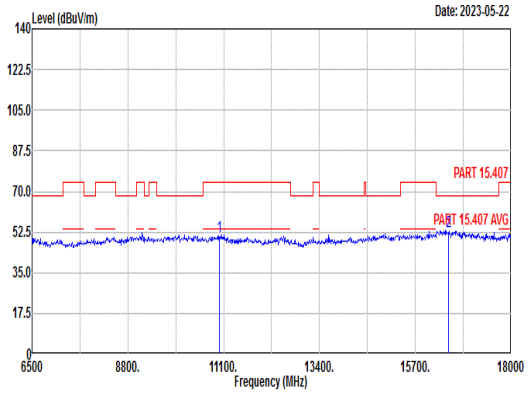 Site : 03CH04-SZ Condition: PART 15.407 3m HF_ANT_3117(119436) VERTICAL Mode : 7 Setting : 6M Power setting 13 Plane : X with Accessories : 861585060047220/861585060047238 Freq Level Limit Line Margin Read Level Ant Factor Cable Loss Preamp Factor APos TPos Remark MHz dBuV/m dBuV/m dB dBuV dB/m dB dB cm deg 1 11000.00 50.82 74.00 -23.18 45.80 39.60 12.52 47.10 --- --- Peak 2 16500.00 52.79 68.30 -15.51 44.27 43.25 15.17 49.90 --- --- Peak

Mode	8	
	Harmonic	
	5.47-5.725_UNII 2C_802.11a_CH116_5580MHz	
ANT	CDD 5+18	
Pol.	Horizontal	Vertical
Peak Avg	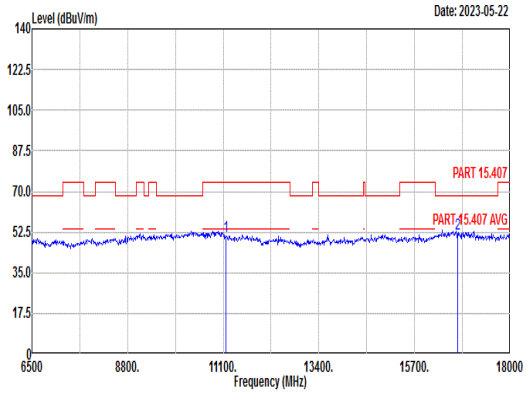 Site : 03CH04-SZ Condition: PART 15.407 3m HF_ANT_3117(119436) HORIZONTAL Mode : 8 Setting : 6M Power setting 13 Plane : X with Accessories : 861585060047220/861585060047238 1 11160.00 50.88 74.00 -23.12 46.32 39.60 12.64 47.68 --- --- Peak 2 16740.00 51.98 68.30 -16.32 44.65 43.56 15.35 51.58 --- --- Peak	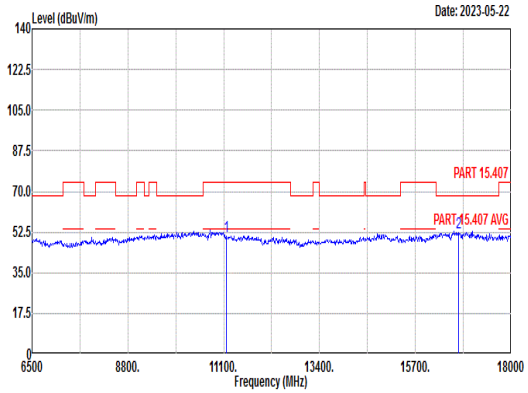 Site : 03CH04-SZ Condition: PART 15.407 3m HF_ANT_3117(119436) VERTICAL Mode : 8 Setting : 6M Power setting 13 Plane : X with Accessories : 861585060047220/861585060047238 1 11160.00 50.58 74.00 -23.42 46.02 39.60 12.64 47.68 --- --- Peak 2 16740.00 52.14 68.30 -16.16 44.81 43.56 15.35 51.58 --- --- Peak

Mode	9	
	Band Edge	
	5.47-5.725_UNII 2C_802.11a_CH140_5700MHz	
ANT	CDD 5+18	
Pol.	Horizontal	Fundamental
Peak	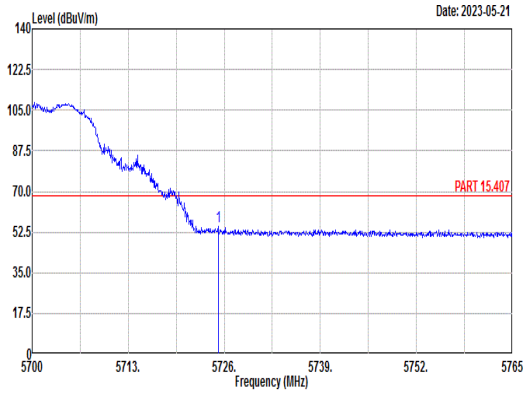 Site : 03CH04-SZ Condition: PART 15.407 3m HF_ANT_3117(119436) HORIZONTAL : RBW:1000.000kHz VBW:3000.000kHz Mode : 9 Setting : 6M Powersetting 13 Plane : X with Accessories : 861585060047220/861585060047238 Freq Level Limit Line Margin Read Level Ant Factor Cable Loss Preamp Factor APos TPos Remark MHz dBuV/m dBuV/m dBuV dB/m dB dB cm deg 1 5725.16 55.16 68.30 -13.14 42.28 36.32 10.02 33.46 100 292 PEAK	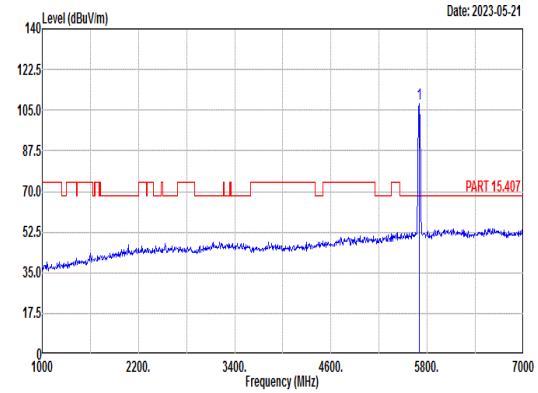 Site : 03CH04-SZ Condition: PART 15.407 3m HF_ANT_3117(119436) HORIZONTAL : RBW:1000.000kHz VBW:3000.000kHz Mode : 9 Setting : 6M Powersetting 13 Plane : X with Accessories : 861585060047220/861585060047238 Freq Level Limit Line Margin (dB) Read Level Ant Factor Cable Loss Preamp Factor APos TPos Remark MHz dBuV/m dBuV/m dBuV dB/m dB dB cm deg 1 5700.00 107.56 ------ ------ 94.80 36.28 9.96 33.48 100 292 PEAK
Avg	Blank	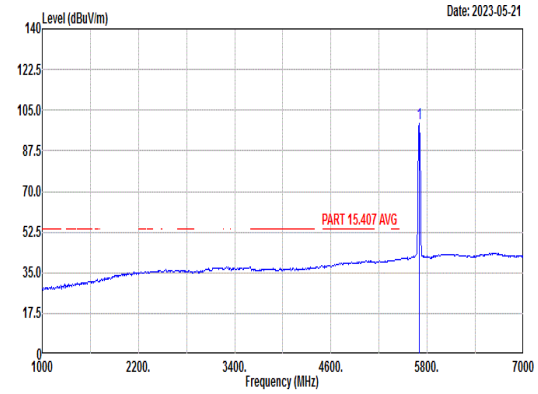 Site : 03CH04-SZ Condition: PART 15.407 AVG 3m HF_ANT_3117(119436) HORIZONTAL : RBW:1000.000kHz VBW:1.000kHz Mode : 9 Setting : 6M Powersetting 13 Plane : X with Accessories : 861585060047220/861585060047238 Freq Level Limit Line Margin (dB) Read Level Ant Factor Cable Loss Preamp Factor APos TPos Remark MHz dBuV/m dBuV/m dBuV dB/m dB dB cm deg 1 5700.00 99.18 ------ ------ 86.42 36.28 9.96 33.48 100 292 AVERAGE

Mode	9	
	Band Edge	
	5.47-5.725_UNII 2C_802.11a_CH140_5700MHz	
ANT	CDD 5+18	
Pol.	Vertical	Fundamental
Peak	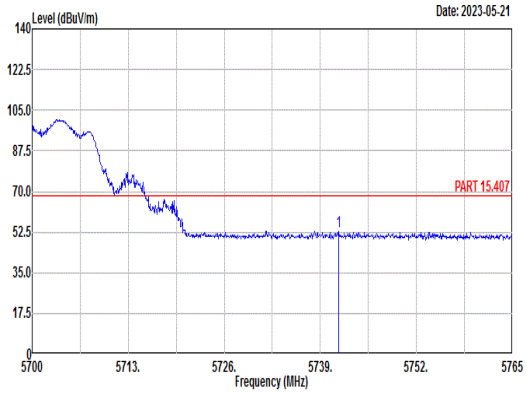 Site : 03CH04-SZ Condition: PART 15.407 3m HF_ANT_3117(119436) VERTICAL : RBW:1000.000kHz VBW:3000.000kHz Mode : 9 Setting : 6M Powersetting 13 Plane : X with Accessories : 861585060047220/861585060047238 Freq Level Limit Line Margin Read Level Ant Factor Cable Loss Preamp Factor APos TPos Remark MHz dBuV/m dBuV/m dBuV dB/m dB dB cm deg 1 5741.47 52.79 68.30 -15.51 39.86 36.34 10.05 33.46 300 162 PEAK	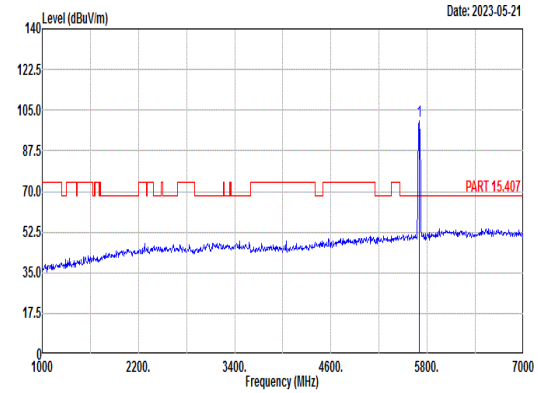 Site : 03CH04-SZ Condition: PART 15.407 3m HF_ANT_3117(119436) VERTICAL : RBW:1000.000kHz VBW:3000.000kHz Mode : 9 Setting : 6M Powersetting 13 Plane : X with Accessories : 861585060047220/861585060047238 Freq Level Limit Line Margin (dB) Read Level Ant Factor Cable Loss Preamp Factor APos TPos Remark MHz dBuV/m dBuV/m dBuV dB/m dB dB cm deg 1 5700.00 100.40 ------ ------ 87.64 36.28 9.96 33.48 300 162 PEAK
Avg	Blank	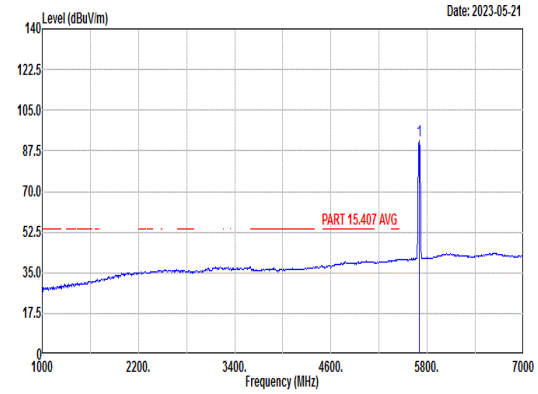 Site : 03CH04-SZ Condition: PART 15.407 AVG 3m HF_ANT_3117(119436) VERTICAL : RBW:1000.000kHz VBW:1.000kHz Mode : 9 Setting : 6M Powersetting 13 Plane : X with Accessories : 861585060047220/861585060047238 Freq Level Limit Line Margin (dB) Read Level Ant Factor Cable Loss Preamp Factor APos TPos Remark MHz dBuV/m dBuV/m dBuV dB/m dB dB cm deg 1 5700.00 92.05 ------ ------ 79.27 36.29 9.97 33.48 300 162 AVERAGE

Mode	9	
	Harmonic	
	5.47-5.725_UNII 2C_802.11a_CH140_5700MHz	
ANT	CDD 5+18	
Pol.	Horizontal	Vertical
Peak Avg	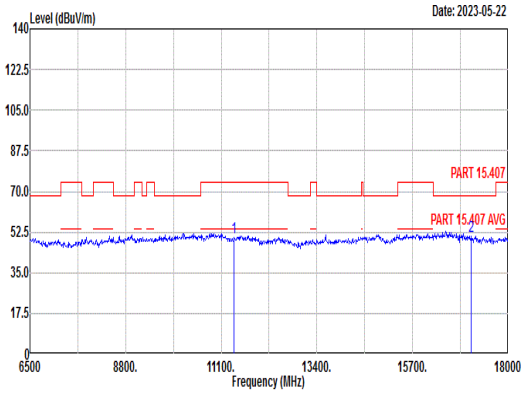 Site : 03CH04-SZ Condition: PART 15.407 3m HF_ANT_3117(119436) HORIZONTAL Mode : 9 Setting : 6M Power setting 13 Plane : X with Accessories : 861585060047220/861585060047238 1 11400.00 50.38 74.00 -23.62 46.51 39.60 12.81 48.54 --- --- Peak 2 17100.00 50.97 68.30 -17.33 44.97 44.02 15.62 53.64 --- --- Peak	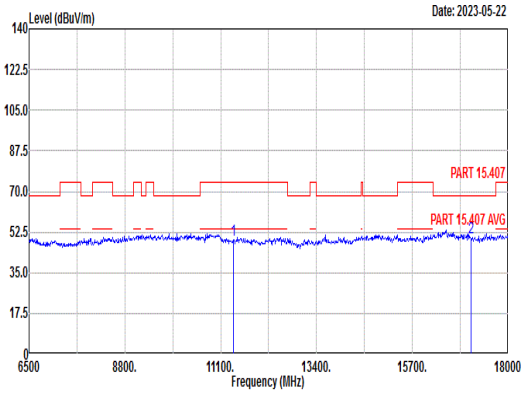 Site : 03CH04-SZ Condition: PART 15.407 3m HF_ANT_3117(119436) VERTICAL Mode : 9 Setting : 6M Power setting 13 Plane : X with Accessories : 861585060047220/861585060047238 1 11400.00 49.09 74.00 -24.91 45.22 39.60 12.81 48.54 --- --- Peak 2 17100.00 50.00 68.30 -18.30 44.00 44.02 15.62 53.64 --- --- Peak

Mode	10	
	Band Edge	
	5.15-5.25_UNII 1_802.11be EHT20_CH36_Full_5180MHz	
ANT	CDD 5+18	
Pol.	Horizontal	Fundamental
Peak	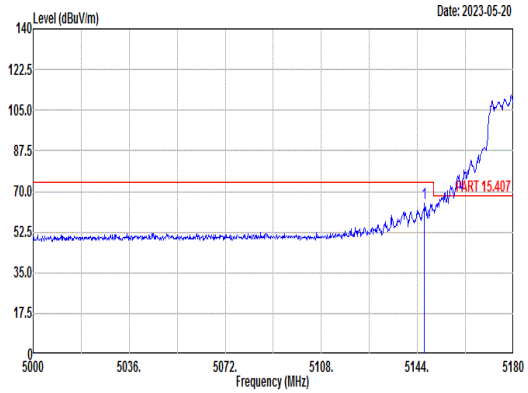 Site : 03CH04-SZ Condition: PART 15.407 3m HF_ANT_3117(119436) HORIZONTAL : RBW:1000.000kHz VBW:3000.000kHz Mode : 10 Setting : MCS0 Powersetting 17.5 Plane : X with Accessory : 861585060047220/861585060047238 Freq Level Limit Line Margin Read Level Ant Factor Cable Loss Preamp Factor APos TPos Remark MHz dBuV/m dBuV/m dBuV dB/m dB dB cm deg 1 5146.70 64.90 74.00 -9.10 53.19 36.14 8.53 32.96 122 34 PEAK	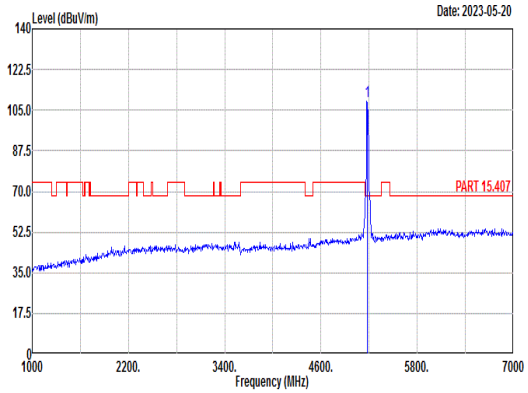 Site : 03CH04-SZ Condition: PART 15.407 3m HF_ANT_3117(119436) HORIZONTAL : RBW:1000.000kHz VBW:3000.000kHz Mode : 10 Setting : MCS0 Powersetting 17.5 Plane : X with Accessory : 861585060047220/861585060047238 Freq Level Limit Line Margin (dB) Read Level Ant Factor Cable Loss Preamp Factor APos TPos Remark MHz dBuV/m dBuV/m dBuV dB/m dB dB cm deg 1 5180.00 108.93 ------ ------ 97.24 36.13 8.57 33.01 122 34 PEAK
Avg	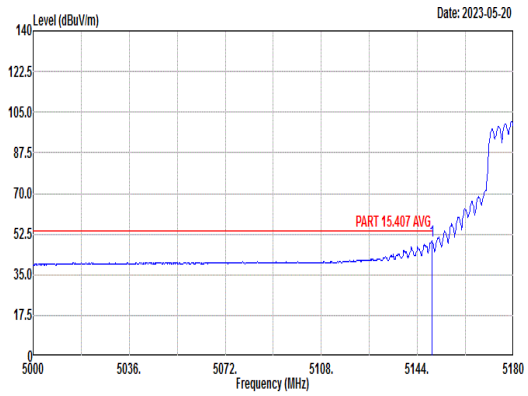 Site : 03CH04-SZ Condition: PART 15.407 AVG 3m HF_ANT_3117(119436) HORIZONTAL : RBW:1000.000kHz VBW:1.000kHz Mode : 10 Setting : MCS0 Powersetting 17.5 Plane : X with Accessory : 861585060047220/861585060047238 Freq Level Limit Line Margin Read Level Ant Factor Cable Loss Preamp Factor APos TPos Remark MHz dBuV/m dBuV/m dBuV dB/m dB dB cm deg 1 5149.58 49.88 54.00 -4.12 38.18 36.14 8.53 32.97 122 34 AVERAGE	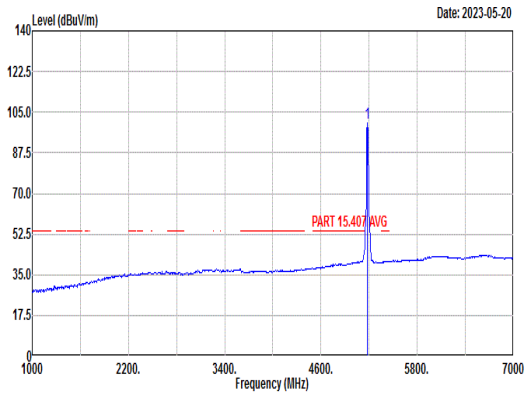 Site : 03CH04-SZ Condition: PART 15.407 AVG 3m HF_ANT_3117(119436) HORIZONTAL : RBW:1000.000kHz VBW:1.000kHz Mode : 10 Setting : MCS0 Powersetting 17.5 Plane : X with Accessory : 861585060047220/861585060047238 Freq Level Limit Line Margin (dB) Read Level Ant Factor Cable Loss Preamp Factor APos TPos Remark MHz dBuV/m dBuV/m dBuV dB/m dB dB cm deg 1 5180.00 100.55 ------ ------ 88.86 36.13 8.59 33.03 122 34 AVERAGE

Mode	10
	Band Edge
	5.15-5.25_UNII 1_802.11be EHT20_CH36_Full_5180MHz
ANT	CDD 5+18

Pol.	Vertical	Fundamental
Peak	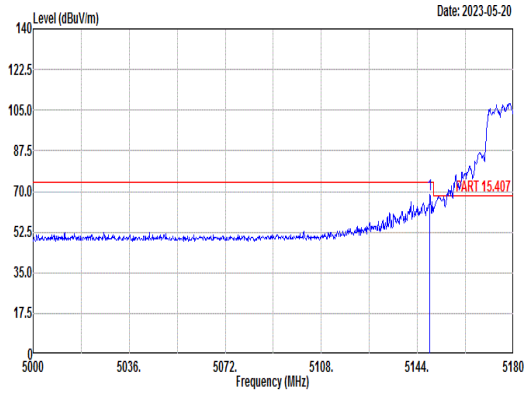 Site : 03CH04-SZ Condition: PART 15.407 3m HF_ANT_3117(119436) VERTICAL : RBW:1000.000kHz VBW:3000.000kHz Mode : 10 Setting : MCS0 Powersetting 17.5 Plane : X with Accessory : 861585060047220/861585060047238 Freq Level Limit Line Margin Read Level Ant Factor Cable Loss Preamp Factor APos TPos Remark MHz dBuV/m dBuV/m dBuV dB/m dB dB cm deg 1 5148.68 68.55 74.00 -5.45 56.85 36.14 8.53 32.97 400 192 PEAK	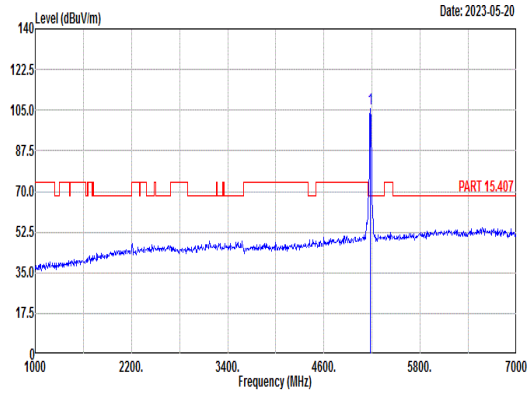 Site : 03CH04-SZ Condition: PART 15.407 3m HF_ANT_3117(119436) VERTICAL : RBW:1000.000kHz VBW:3000.000kHz Mode : 10 Setting : MCS0 Powersetting 17.5 Plane : X with Accessory : 861585060047220/861585060047238 Freq Level Limit Line Margin (dB) Read Level Ant Factor Cable Loss Preamp Factor APos TPos Remark MHz dBuV/m dBuV/m dBuV dB/m dB dB cm deg 1 5180.00 105.56 ------ ------ 93.87 36.13 8.58 33.02 400 192 PEAK
Avg	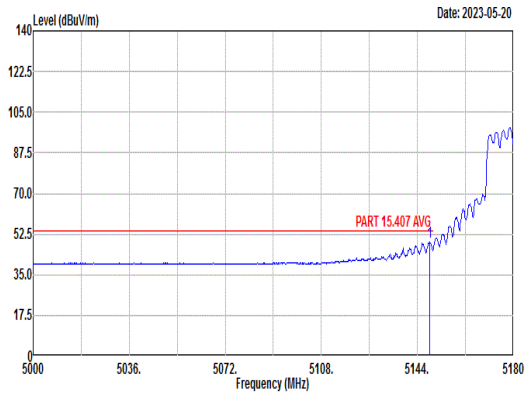 Site : 03CH04-SZ Condition: PART 15.407 AVG 3m HF_ANT_3117(119436) VERTICAL : RBW:1000.000kHz VBW:1.000kHz Mode : 10 Setting : MCS0 Powersetting 17.5 Plane : X with Accessory : 861585060047220/861585060047238 Freq Level Limit Line Margin Read Level Ant Factor Cable Loss Preamp Factor APos TPos Remark MHz dBuV/m dBuV/m dBuV dB/m dB dB cm deg 1 5148.68 49.34 54.00 -4.66 37.64 36.14 8.53 32.97 400 192 AVERAGE	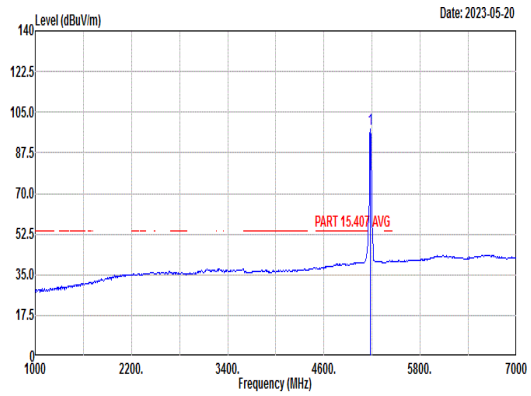 Site : 03CH04-SZ Condition: PART 15.407 AVG 3m HF_ANT_3117(119436) VERTICAL : RBW:1000.000kHz VBW:1.000kHz Mode : 10 Setting : MCS0 Powersetting 17.5 Plane : X with Accessory : 861585060047220/861585060047238 Freq Level Limit Line Margin (dB) Read Level Ant Factor Cable Loss Preamp Factor APos TPos Remark MHz dBuV/m dBuV/m dBuV dB/m dB dB cm deg 1 5180.00 97.81 ------ ------ 86.12 36.13 8.58 33.02 400 192 AVERAGE

Mode	10	
	Harmonic	
	5.15-5.25_UNII 1_802.11be EHT20_CH36_Full_5180MHz	
ANT	CDD 5+18	
Pol.	Horizontal	Vertical
Peak Avg	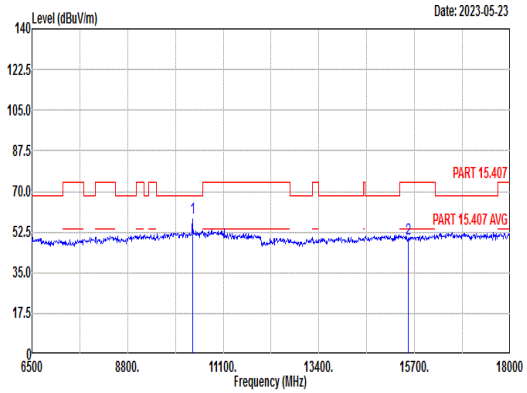 Site : 03CH04-SZ Condition: PART 15.407 3m HF_ANT_3117(119436) HORIZONTAL Mode : 10 Setting : MCS0 Power setting 17.5 Plane : X with Accessories : 861585060047220/861585060047238 Freq Level Limit Line Margin Read Level Ant Factor Cable Loss Preamp Factor APos TPos Remark MHz dBuV/m dBuV/m dB dBuV dB/m dB dB cm deg 1 10360.00 58.75 68.30 -9.55 57.03 37.02 12.06 47.36 100 285 Peak 2 15540.00 49.92 74.00 -24.08 44.87 40.79 14.58 50.32 --- --- Peak	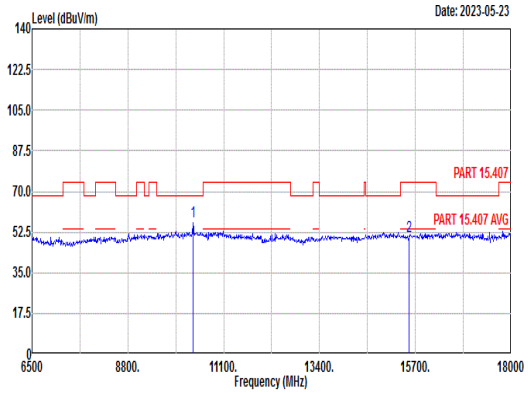 Site : 03CH04-SZ Condition: PART 15.407 3m HF_ANT_3117(119436) VERTICAL Mode : 10 Setting : MCS0 Power setting 17.5 Plane : X with Accessories : 861585060047220/861585060047238 Freq Level Limit Line Margin Read Level Ant Factor Cable Loss Preamp Factor APos TPos Remark MHz dBuV/m dBuV/m dB dBuV dB/m dB dB cm deg 1 10360.00 57.05 68.30 -11.25 55.33 37.02 12.06 47.36 157 126 Peak 2 15540.00 50.89 74.00 -23.11 45.84 40.79 14.58 50.32 --- --- Peak

Mode	11	
	Harmonic	
	5.15-5.25_UNII 1_802.11be EHT20_CH44_Full_5220MHz	
ANT	CDD 5+18	
Pol.	Horizontal	Vertical
Peak Avg	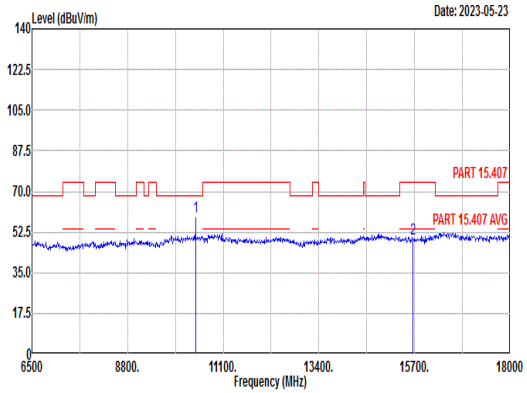 Site : 03CH04-SZ Condition: PART 15.407 3m HF_ANT_3117(119436) HORIZONTAL Mode : 11 Setting : MCS0 Power setting 18 Plane : X with Accessories : 861585060047220/861585060047238 Freq Level Limit Line Margin Read Level Ant Factor Cable Loss Preamp Factor APos TPos Remark MHz dBuV/m dBuV/m dB dBuV dB/m dB dB cm deg 1 10440.00 59.42 68.30 -8.88 57.55 37.07 12.12 47.32 102 285 Peak 2 15660.00 49.42 74.00 -24.58 44.05 41.09 14.64 50.36 --- --- Peak	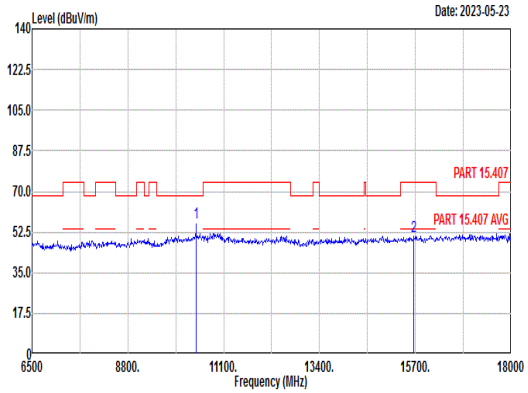 Site : 03CH04-SZ Condition: PART 15.407 3m HF_ANT_3117(119436) VERTICAL Mode : 11 Setting : MCS0 Power setting 18 Plane : X with Accessories : 861585060047220/861585060047238 Freq Level Limit Line Margin Read Level Ant Factor Cable Loss Preamp Factor APos TPos Remark MHz dBuV/m dBuV/m dB dBuV dB/m dB dB cm deg 1 10440.00 56.59 68.30 -11.71 54.72 37.07 12.12 47.32 116 120 Peak 2 15660.00 50.82 74.00 -23.18 45.45 41.09 14.64 50.36 --- --- Peak

Mode	12	
	Harmonic	
	5.15-5.25_UNII 1_802.11be EHT20_CH48_Full_5240MHz	
ANT	CDD 5+18	
Pol.	Horizontal	Vertical
Peak Avg	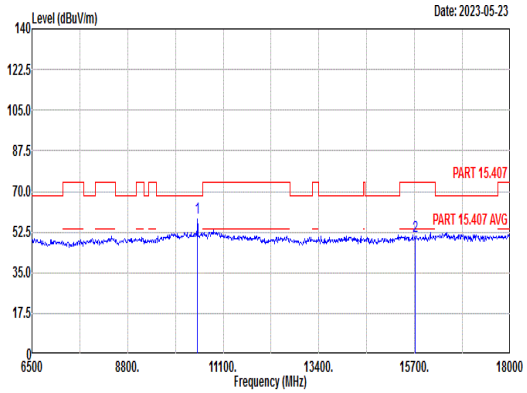 Site : 03CH04-SZ Condition: PART 15.407 3m HF_ANT_3117(119436) HORIZONTAL Mode : 12 Setting : MCS0 Power setting 18 Plane : X with Accessories : 861585060047220/861585060047238 Freq Level Limit Line Margin Read Level Ant Factor Cable Loss Preamp Factor APos TPos Remark MHz dBuV/m dBuV/m dB dBuV dB/m dB dB cm deg 1 10480.00 58.65 68.30 -9.65 56.72 37.09 12.15 47.31 100 184 Peak 2 15720.00 50.78 74.00 -23.22 45.28 41.23 14.66 50.39 --- --- Peak	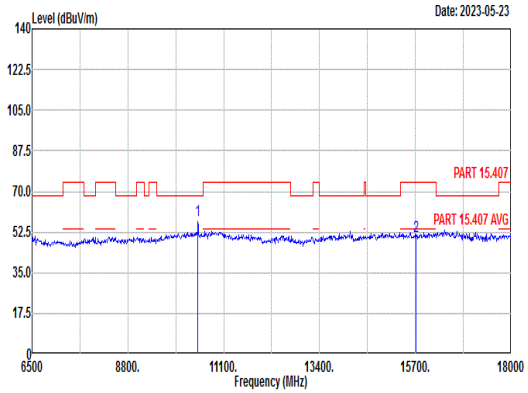 Site : 03CH04-SZ Condition: PART 15.407 3m HF_ANT_3117(119436) VERTICAL Mode : 12 Setting : MCS0 Power setting 18 Plane : X with Accessories : 861585060047220/861585060047238 Freq Level Limit Line Margin Read Level Ant Factor Cable Loss Preamp Factor APos TPos Remark MHz dBuV/m dBuV/m dB dBuV dB/m dB dB cm deg 1 10480.00 57.48 68.30 -10.82 55.55 37.09 12.15 47.31 162 127 Peak 2 15720.00 50.79 74.00 -23.21 45.29 41.23 14.66 50.39 --- --- Peak

Mode	13	
	Harmonic	
	5.25-5.35_UNII 2A_802.11be EHT20_CH52_Full_5280MHz	
ANT	CDD 5+18	
Pol.	Horizontal	Vertical
Peak Avg	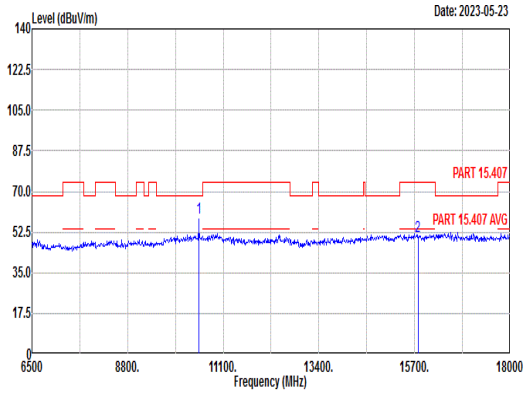 Site : 03CH04-SZ Condition: PART 15.407 3m HF_ANT_3117(119436) HORIZONTAL Mode : 13 Setting : MCS0 Power setting 18 Plane : X with Accessories : 861585060047220/861585060047238 Freq Level Limit Line Margin Read Level Ant Factor Cable Loss Preamp Factor APos TPos Remark MHz dBuV/m dBuV/m dB dBuV dB/m dB dB cm deg 1 10520.00 58.61 68.30 -9.69 56.61 37.11 12.18 47.29 100 278 Peak 2 15780.00 50.88 74.00 -23.12 45.22 41.38 14.69 50.41 --- --- Peak	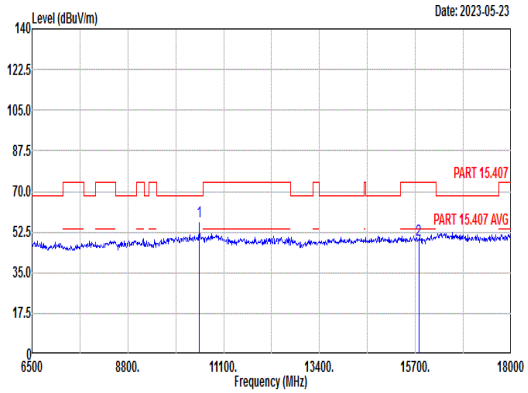 Site : 03CH04-SZ Condition: PART 15.407 3m HF_ANT_3117(119436) VERTICAL Mode : 13 Setting : MCS0 Power setting 18 Plane : X with Accessories : 861585060047220/861585060047238 Freq Level Limit Line Margin Read Level Ant Factor Cable Loss Preamp Factor APos TPos Remark MHz dBuV/m dBuV/m dB dBuV dB/m dB dB cm deg 1 10520.00 57.04 68.30 -11.26 55.04 37.11 12.18 47.29 100 122 Peak 2 15780.00 49.24 74.00 -24.76 43.58 41.38 14.69 50.41 --- --- Peak

Mode	14	
	Harmonic	
	5.25-5.35_UNII 2A_802.11be EHT20_CH60_Full_5300MHz	
ANT	CDD 5+18	
Pol.	Horizontal	Vertical
Peak Avg	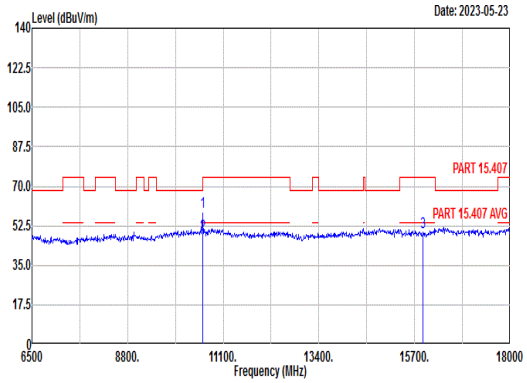 Site : 03CH04-SZ Condition: PART 15.407 3m HF_ANT_3117(119436) HORIZONTAL Mode : 14 Setting : MCS0 Power setting 18 Plane : X with Accessories : 861585060047220/861585060047238 Freq Level Limit Line Margin Read Level Ant Factor Cable Loss Preamp Factor APos TPos Remark MHz dBuV/m dBuV/m dB dBuV dB/m dB dB cm deg 1 10600.00 58.61 74.00 -15.39 56.48 37.16 12.23 47.26 100 284 Peak 2 10600.00 48.77 54.00 -5.23 46.64 37.16 12.23 47.26 100 284 Average 3 15900.00 49.87 74.00 -24.13 43.91 41.67 14.75 50.46 --- --- Peak	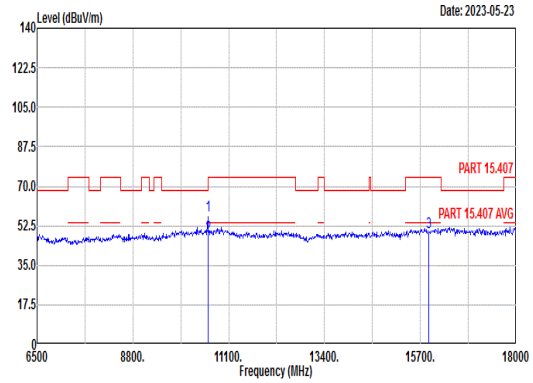 Site : 03CH04-SZ Condition: PART 15.407 3m HF_ANT_3117(119436) VERTICAL Mode : 14 Setting : MCS0 Power setting 18 Plane : X with Accessories : 861585060047220/861585060047238 Freq Level Limit Line Margin Read Level Ant Factor Cable Loss Preamp Factor APos TPos Remark MHz dBuV/m dBuV/m dB dBuV dB/m dB dB cm deg 1 10600.00 57.24 74.00 -16.76 55.11 37.16 12.23 47.26 164 128 Peak 2 10600.00 47.95 54.00 -6.05 45.82 37.16 12.23 47.26 164 128 Average 3 15900.00 49.78 74.00 -24.22 43.82 41.67 14.75 50.46 --- --- Peak

Mode	15	
	Band Edge	
	5.25-5.35_UNII 2A_802.11be EHT20_CH64_Full_5320MHz	
ANT	CDD 5+18	
Pol.	Horizontal	Fundamental
Peak	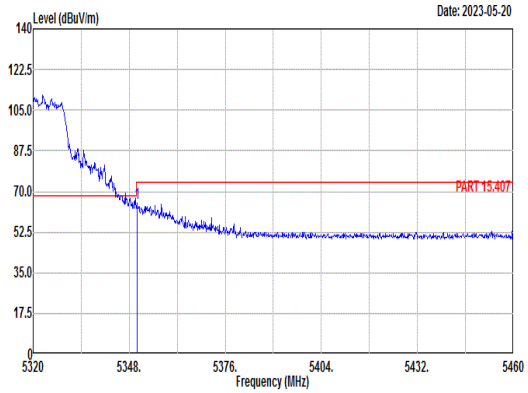 Site : 03CH04-SZ Condition: PART 15.407 3m HF_ANT_3117(119436) HORIZONTAL : RBW:1000.000kHz VBW:3000.000kHz Mode : 15 Setting : MCS0 Powersetting 16 Plane : X with Accessory : 861585060047220/861585060047238 Freq Level Limit Line Margin Read Level Ant Factor Cable Loss Preamp Factor APos TPos Remark MHz dBuV/m dBuV/m dBuV dB/m dB dB cm deg 1 5350.24 64.83 74.00 -9.17 52.73 36.06 9.37 33.33 100 149 PEAK	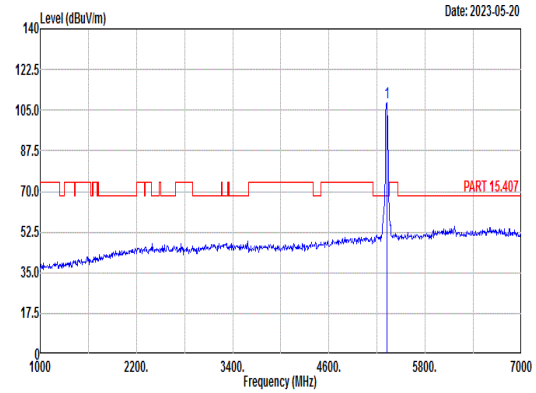 Site : 03CH04-SZ Condition: PART 15.407 3m HF_ANT_3117(119436) HORIZONTAL : RBW:1000.000kHz VBW:3000.000kHz Mode : 15 Setting : MCS0 Powersetting 16 Plane : X with Accessory : 861585060047220/861585060047238 Freq Level Limit Line Margin (dB) Read Level Ant Factor Cable Loss Preamp Factor APos TPos Remark MHz dBuV/m dBuV/m dBuV dB/m dB dB cm deg 1 5320.00 108.10 ------ ------ 96.10 36.07 9.21 33.28 100 149 PEAK
Avg	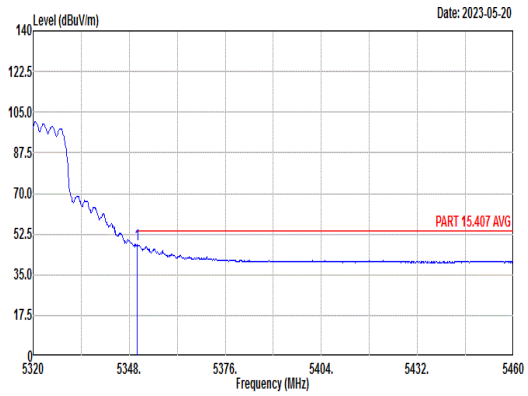 Site : 03CH04-SZ Condition: PART 15.407 AVG 3m HF_ANT_3117(119436) HORIZONTAL : RBW:1000.000kHz VBW:1.000kHz Mode : 15 Setting : MCS0 Powersetting 16 Plane : X with Accessory : 861585060047220/861585060047238 Freq Level Limit Line Margin Read Level Ant Factor Cable Loss Preamp Factor APos TPos Remark MHz dBuV/m dBuV/m dBuV dB/m dB dB cm deg 1 5350.38 48.12 54.00 -5.88 36.02 36.06 9.37 33.33 100 149 AVERAGE	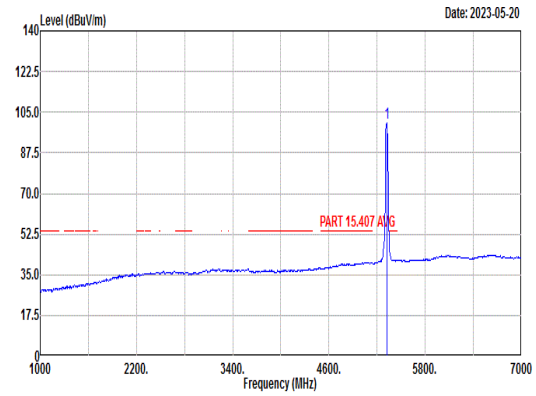 Site : 03CH04-SZ Condition: PART 15.407 AVG 3m HF_ANT_3117(119436) HORIZONTAL : RBW:1000.000kHz VBW:1.000kHz Mode : 15 Setting : MCS0 Powersetting 16 Plane : X with Accessory : 861585060047220/861585060047238 Freq Level Limit Line Margin (dB) Read Level Ant Factor Cable Loss Preamp Factor APos TPos Remark MHz dBuV/m dBuV/m dBuV dB/m dB dB cm deg 1 5320.00 100.41 ------ ------ 88.41 36.07 9.21 33.28 100 149 AVERAGE

Mode	15	
	Band Edge	
	5.25-5.35_UNII 2A_802.11be EHT20_CH64_Full_5320MHz	
ANT	CDD 5+18	
Pol.	Vertical	Fundamental
Peak	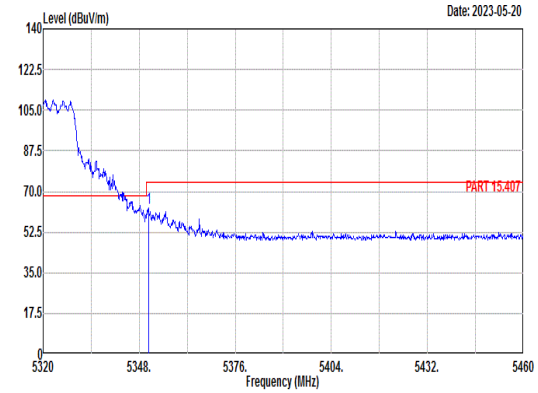 Site : 03CH04-SZ Condition: PART 15.407 3m HF_ANT_3117(119436) VERTICAL : RBW:1000.000kHz VBW:3000.000kHz Mode : 15 Setting : MCS0 Powersetting 16 Plane : X with Accessory : 861585060047220/861585060047238 Freq Level Limit Line Margin Read Level Ant Factor Cable Loss Preamp Factor APos TPos Remark MHz dBuV/m dBuV/m dBuV dB/m dB dB cm deg 1 5350.66 62.76 74.00 -11.24 50.66 36.06 9.37 33.33 395 214 PEAK	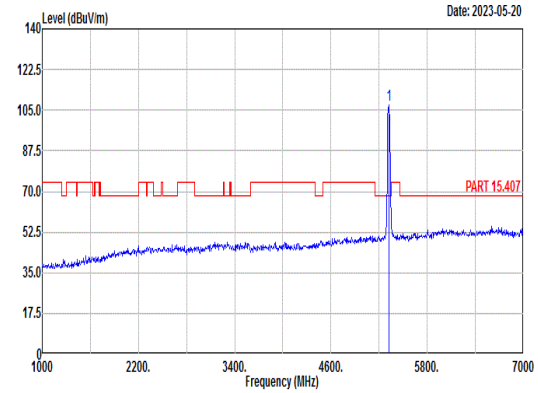 Site : 03CH04-SZ Condition: PART 15.407 3m HF_ANT_3117(119436) VERTICAL : RBW:1000.000kHz VBW:3000.000kHz Mode : 15 Setting : MCS0 Powersetting 16 Plane : X with Accessory : 861585060047220/861585060047238 Freq Level Limit Line Margin (dB) Read Level Ant Factor Cable Loss Preamp Factor APos TPos Remark MHz dBuV/m dBuV/m dBuV dB/m dB dB cm deg 1 5320.00 107.44 ------ ------ 95.42 36.07 9.24 33.29 395 214 PEAK
Avg	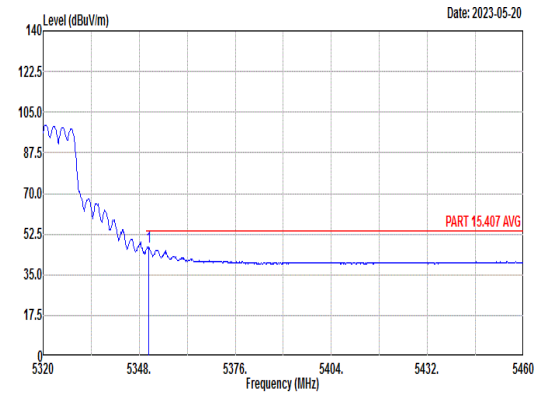 Site : 03CH04-SZ Condition: PART 15.407 AVG 3m HF_ANT_3117(119436) VERTICAL : RBW:1000.000kHz VBW:1.000kHz Mode : 15 Setting : MCS0 Powersetting 16 Plane : X with Accessory : 861585060047220/861585060047238 Freq Level Limit Line Margin Read Level Ant Factor Cable Loss Preamp Factor APos TPos Remark MHz dBuV/m dBuV/m dBuV dB/m dB dB cm deg 1 5350.80 46.96 54.00 -7.04 34.86 36.06 9.37 33.33 395 214 AVERAGE	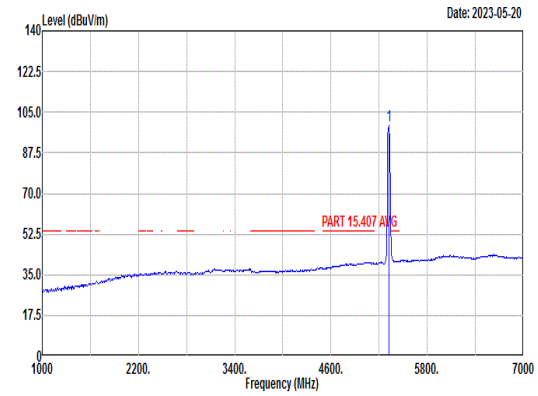 Site : 03CH04-SZ Condition: PART 15.407 AVG 3m HF_ANT_3117(119436) VERTICAL : RBW:1000.000kHz VBW:1.000kHz Mode : 15 Setting : MCS0 Powersetting 16 Plane : X with Accessory : 861585060047220/861585060047238 Freq Level Limit Line Margin (dB) Read Level Ant Factor Cable Loss Preamp Factor APos TPos Remark MHz dBuV/m dBuV/m dBuV dB/m dB dB cm deg 1 5320.00 99.13 ------ ------ 87.13 36.07 9.21 33.28 395 214 AVERAGE

Mode	15	
	Harmonic	
	5.25-5.35_UNII 2A_802.11be EHT20_CH64_Full_5320MHz	
ANT	CDD 5+18	
Pol.	Horizontal	Vertical
Peak Avg	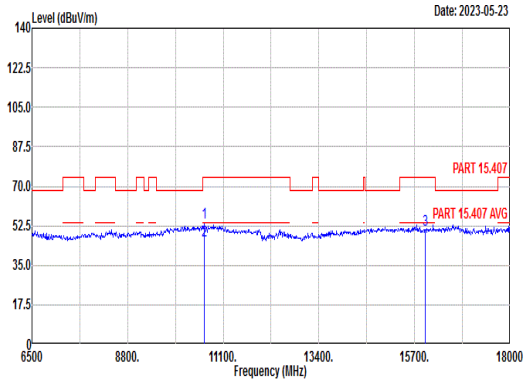 Site : 03CH04-SZ Condition: PART 15.407 3m HF_ANT_3117(119436) HORIZONTAL Mode : 15 Setting : MCS0 Power setting 16 Plane : X with Accessories : 861585060047220/861585060047238 Freq Level Limit Line Margin Read Level Ant Factor Cable Loss Preamp Factor APos TPos Remark MHz dBuV/m dBuV/m dB dBuV dB/m dB dB cm deg 1 10640.00 54.06 74.00 -19.94 51.86 37.18 12.26 47.24 100 283 Peak 2 10640.00 45.86 54.00 -8.14 43.66 37.18 12.26 47.24 100 283 Average 3 15960.00 50.91 74.00 -23.09 44.80 41.82 14.77 50.48 --- --- Peak	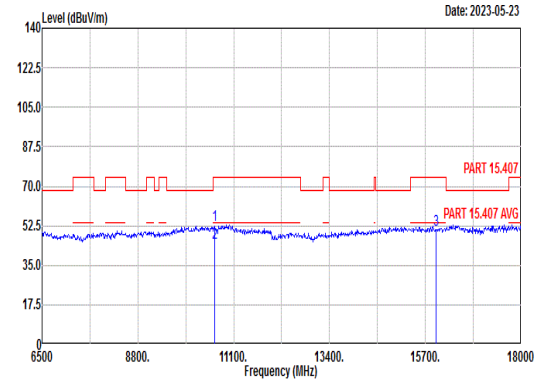 Site : 03CH04-SZ Condition: PART 15.407 3m HF_ANT_3117(119436) VERTICAL Mode : 15 Setting : MCS0 Power setting 16 Plane : X with Accessories : 861585060047220/861585060047238 Freq Level Limit Line Margin Read Level Ant Factor Cable Loss Preamp Factor APos TPos Remark MHz dBuV/m dBuV/m dB dBuV dB/m dB dB cm deg 1 10640.00 52.90 74.00 -21.10 50.70 37.18 12.26 47.24 158 129 Peak 2 10640.00 44.96 54.00 -9.04 42.76 37.18 12.26 47.24 158 129 Average 3 15960.00 50.80 74.00 -23.20 44.69 41.82 14.77 50.48 --- --- Peak

Mode	16	
	Band Edge	
	5.47-5.725_UNII 2C_802.11be EHT20_CH100_Full_5500MHz	
ANT	CDD 5+18	
Pol.	Horizontal	Fundamental
Peak	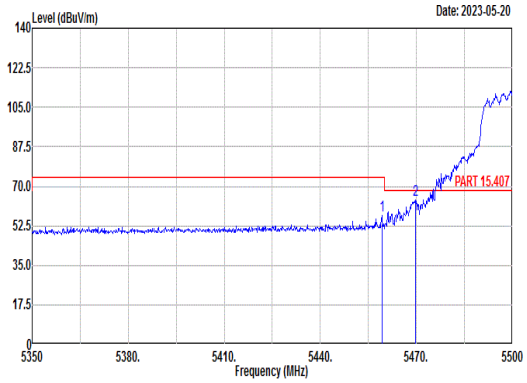 Site : 03CH04-SZ Condition: PART 15.407 3m HF_ANT_3117(119436) HORIZONTAL : RBW:1000.000kHz VBW:3000.000kHz Mode : 16 Setting : MCS0 Powersetting 13 Plane : X with Accessory : 861585060047220/861585060047238 Freq Level Limit Line Margin (dB) Read Level Ant Factor Cable Loss Preamp Factor APos TPos Remark MHz dBuV/m dBuV/m dBuV dB/m dB dB cm deg 1 5459.20 57.25 74.00 -16.75 45.07 36.02 9.69 33.53 107 44 PEAK 2 5469.70 63.91 68.30 -4.39 51.76 36.01 9.69 33.55 107 44 PEAK	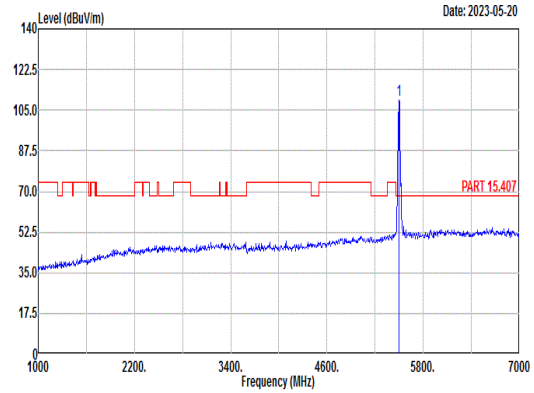 Site : 03CH04-SZ Condition: PART 15.407 3m HF_ANT_3117(119436) HORIZONTAL : RBW:1000.000kHz VBW:3000.000kHz Mode : 16 Setting : MCS0 Powersetting 13 Plane : X with Accessory : 861585060047220/861585060047238 Freq Level Limit Line Margin (dB) Read Level Ant Factor Cable Loss Preamp Factor APos TPos Remark MHz dBuV/m dBuV/m dBuV dB/m dB dB cm deg 1 5500.00 109.38 ------ ------ 97.27 36.00 9.71 33.60 107 44 PEAK
Avg	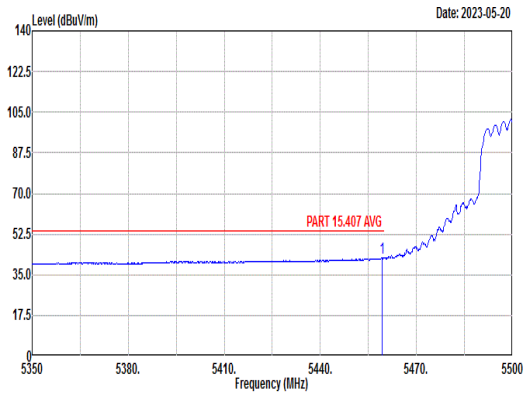 Site : 03CH04-SZ Condition: PART 15.407 AVG 3m HF_ANT_3117(119436) HORIZONTAL : RBW:1000.000kHz VBW:1.000kHz Mode : 16 Setting : MCS0 Powersetting 13 Plane : X with Accessory : 861585060047220/861585060047238 Freq Level Limit Line Margin (dB) Read Level Ant Factor Cable Loss Preamp Factor APos TPos Remark MHz dBuV/m dBuV/m dBuV dB/m dB dB cm deg 1 5459.20 42.46 54.00 -11.54 30.28 36.02 9.69 33.53 107 44 AVERAGE	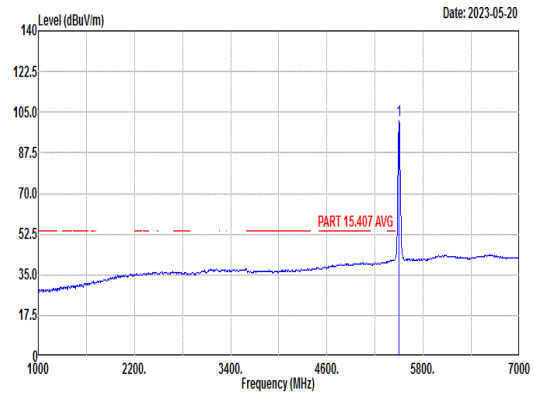 Site : 03CH04-SZ Condition: PART 15.407 AVG 3m HF_ANT_3117(119436) HORIZONTAL : RBW:1000.000kHz VBW:1.000kHz Mode : 16 Setting : MCS0 Powersetting 13 Plane : X with Accessory : 861585060047220/861585060047238 Freq Level Limit Line Margin (dB) Read Level Ant Factor Cable Loss Preamp Factor APos TPos Remark MHz dBuV/m dBuV/m dBuV dB/m dB dB cm deg 1 5500.00 101.57 ------ ------ 89.46 36.00 9.71 33.60 107 44 AVERAGE

Mode	16	
	Band Edge	
	5.47-5.725_UNII 2C_802.11be EHT20_CH100_Full_5500MHz	
ANT	CDD 5+18	
Pol.	Vertical	Fundamental
Peak	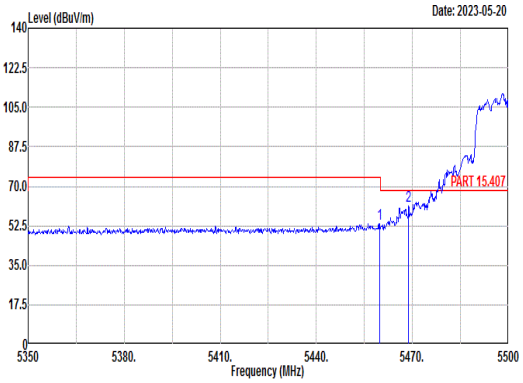 Site : 03CH04-SZ Condition: PART 15.407 3m HF_ANT_3117(119436) VERTICAL : RBW:1000.000kHz VBW:3000.000kHz Mode : 16 Setting : MCS0 Powersetting 13 Plane : X with Accessory : 861585060047220/861585060047238 Freq Level Limit Line Margin (dB) Read Level Ant Factor Cable Loss Preamp Factor APos TPos Remark MHz dBuV/m dBuV/m dBuV dB/m dB dB cm deg 1 5459.80 53.51 74.00 -20.49 41.33 36.02 9.69 33.53 340 210 PEAK 2 5468.80 61.20 68.30 -7.10 49.04 36.01 9.69 33.54 340 210 PEAK	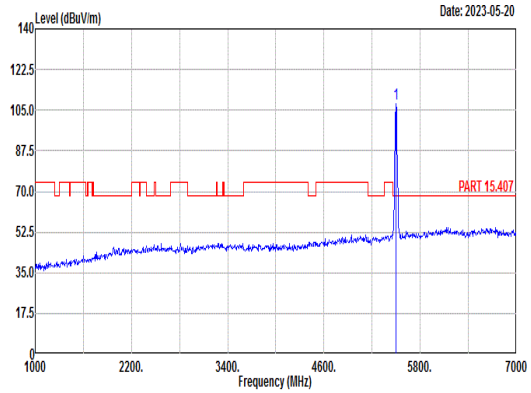 Site : 03CH04-SZ Condition: PART 15.407 3m HF_ANT_3117(119436) VERTICAL : RBW:1000.000kHz VBW:3000.000kHz Mode : 16 Setting : MCS0 Powersetting 13 Plane : X with Accessory : 861585060047220/861585060047238 Freq Level Limit Line Margin (dB) Read Level Ant Factor Cable Loss Preamp Factor APos TPos Remark MHz dBuV/m dBuV/m dBuV dB/m dB dB cm deg 1 5500.00 107.83 ------ ------ 95.72 36.00 9.71 33.60 340 210 PEAK
Avg	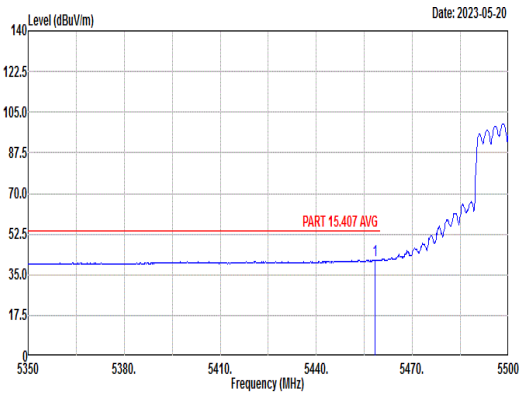 Site : 03CH04-SZ Condition: PART 15.407 AVG 3m HF_ANT_3117(119436) VERTICAL : RBW:1000.000kHz VBW:1.000kHz Mode : 16 Setting : MCS0 Powersetting 13 Plane : X with Accessory : 861585060047220/861585060047238 Freq Level Limit Line Margin (dB) Read Level Ant Factor Cable Loss Preamp Factor APos TPos Remark MHz dBuV/m dBuV/m dBuV dB/m dB dB cm deg 1 5458.30 41.23 54.00 -12.77 29.04 36.02 9.69 33.52 340 210 AVERAGE	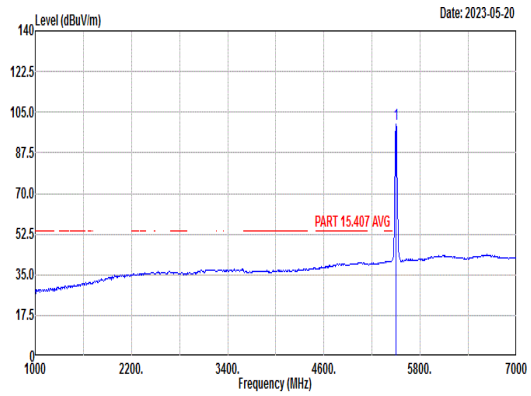 Site : 03CH04-SZ Condition: PART 15.407 AVG 3m HF_ANT_3117(119436) VERTICAL : RBW:1000.000kHz VBW:1.000kHz Mode : 16 Setting : MCS0 Powersetting 13 Plane : X with Accessory : 861585060047220/861585060047238 Freq Level Limit Line Margin (dB) Read Level Ant Factor Cable Loss Preamp Factor APos TPos Remark MHz dBuV/m dBuV/m dBuV dB/m dB dB cm deg 1 5500.00 99.99 ------ ------ 87.88 36.00 9.71 33.60 340 210 AVERAGE

Mode	16	
	Harmonic	
	5.47-5.725_UNII 2C_802.11be EHT20_CH100_Full_5500MHz	
ANT	CDD 5+18	
Pol.	Horizontal	Vertical
Peak Avg	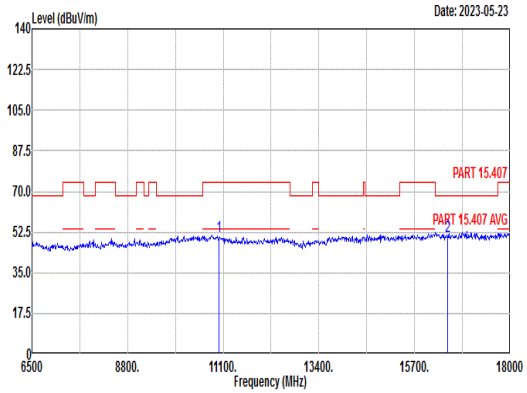 Site : 03CH04-SZ Condition: PART 15.407 3m HF_ANT_3117(119436) HORIZONTAL Mode : 16 Setting : MCS0 Power setting 13 Plane : X with Accessories : 861585060047220/861585060047238 Freq Level Limit Line Margin Read Level Ant Factor Cable Loss Preamp Factor APos TPos Remark MHz dBuV/m dBuV/m dB dBuV dB/m dB dB cm deg 1 11000.00 50.56 74.00 -23.44 47.74 37.40 12.52 47.10 --- --- Peak 2 16500.00 50.46 68.30 -17.84 41.93 43.26 15.17 49.90 --- --- Peak	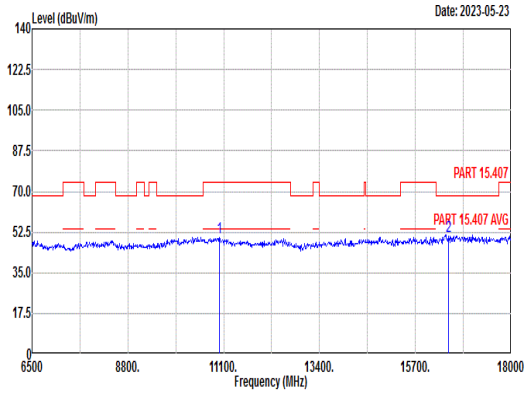 Site : 03CH04-SZ Condition: PART 15.407 3m HF_ANT_3117(119436) VERTICAL Mode : 16 Setting : MCS0 Power setting 13 Plane : X with Accessories : 861585060047220/861585060047238 Freq Level Limit Line Margin Read Level Ant Factor Cable Loss Preamp Factor APos TPos Remark MHz dBuV/m dBuV/m dB dBuV dB/m dB dB cm deg 1 11000.00 50.21 74.00 -23.79 47.39 37.40 12.52 47.10 --- --- Peak 2 16500.00 50.95 68.30 -17.35 42.42 43.26 15.17 49.90 --- --- Peak

Mode	17	
	Harmonic	
	5.47-5.725_UNII 2C_802.11be EHT20_CH116_Full_5580MHz	
ANT	CDD 5+18	
Pol.	Horizontal	Vertical
Peak Avg	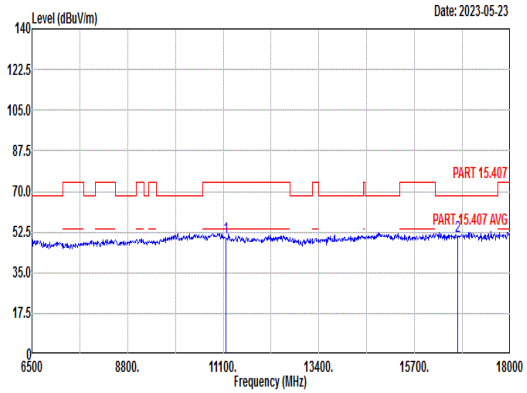 Site : 03CH04-SZ Condition: PART 15.407 3m HF_ANT_3117(119436) HORIZONTAL Mode : 17 Setting : MCS0 Power setting 13 Plane : X with Accessories : 861585060047220/861585060047238 Freq Level Limit Line Margin Read Level Ant Factor Cable Loss Preamp Factor APos TPos Remark MHz dBuV/m dBuV/m dB dBuV dB/m dB dB cm deg 1 11160.00 50.15 74.00 -23.85 47.70 37.49 12.64 47.68 --- --- Peak 2 16740.00 50.56 68.30 -17.74 42.88 43.91 15.35 51.58 --- --- Peak	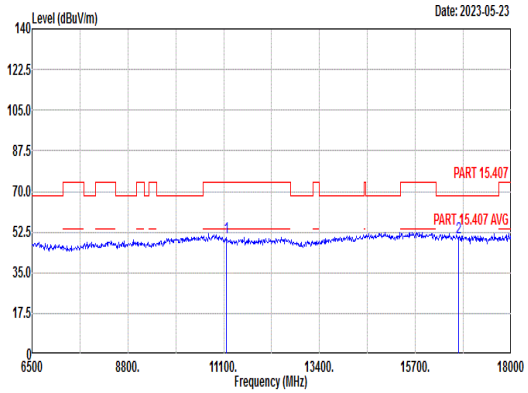 Site : 03CH04-SZ Condition: PART 15.407 3m HF_ANT_3117(119436) VERTICAL Mode : 17 Setting : MCS0 Power setting 13 Plane : X with Accessories : 861585060047220/861585060047238 Freq Level Limit Line Margin Read Level Ant Factor Cable Loss Preamp Factor APos TPos Remark MHz dBuV/m dBuV/m dB dBuV dB/m dB dB cm deg 1 11160.00 50.26 74.00 -23.74 47.81 37.49 12.64 47.68 --- --- Peak 2 16740.00 50.44 68.30 -17.86 42.76 43.91 15.35 51.58 --- --- Peak

Mode	18	
	Band Edge	
	5.47-5.725_UNII 2C_802.11be EHT20_CH140_Full_5700MHz	
ANT	CDD 5+18	
Pol.	Horizontal	Fundamental
Peak	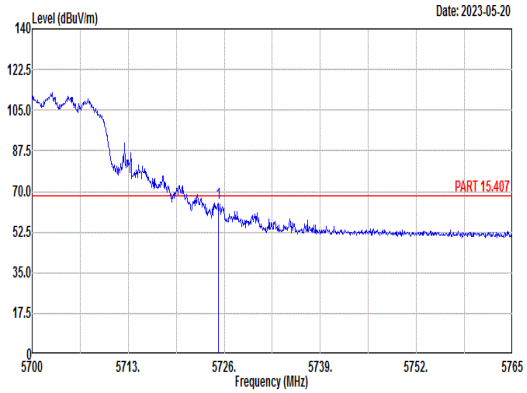 Site : 03CH04-SZ Condition: PART 15.407 3m HF_ANT_3117(119436) HORIZONTAL : RBW:1000.000kHz VBW:3000.000kHz Mode : 18 Setting : MCS0 Powersetting 13 Plane : X with Accessory : 861585060047220/861585060047238 Freq Level Limit Line Margin (dB) Read Level Ant Factor Cable Loss Preamp Factor APos TPos Remark MHz dBuV/m dBuV/m dBuV dB/m dB dB cm deg 1 5725.16 64.99 68.30 -3.31 52.11 36.32 10.02 33.46 100 62 PEAK	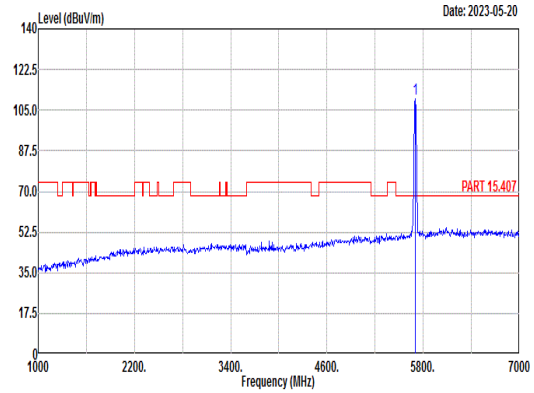 Site : 03CH04-SZ Condition: PART 15.407 3m HF_ANT_3117(119436) HORIZONTAL : RBW:1000.000kHz VBW:3000.000kHz Mode : 18 Setting : MCS0 Powersetting 13 Plane : X with Accessory : 861585060047220/861585060047238 Freq Level Limit Line Margin (dB) Read Level Ant Factor Cable Loss Preamp Factor APos TPos Remark MHz dBuV/m dBuV/m dBuV dB/m dB dB cm deg 1 5700.00 109.90 ------ ------ 97.14 36.28 9.96 33.48 100 62 PEAK
Avg	Blank	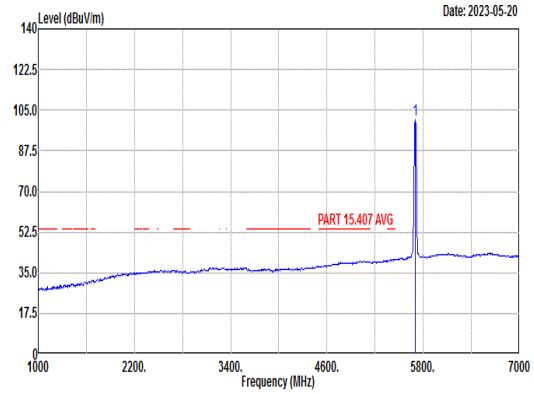 Site : 03CH04-SZ Condition: PART 15.407 AVG 3m HF_ANT_3117(119436) HORIZONTAL : RBW:1000.000kHz VBW:1.000kHz Mode : 18 Setting : MCS0 Powersetting 13 Plane : X with Accessory : 861585060047220/861585060047238 Freq Level Limit Line Margin (dB) Read Level Ant Factor Cable Loss Preamp Factor APos TPos Remark MHz dBuV/m dBuV/m dBuV dB/m dB dB cm deg 1 5700.00 100.85 ------ ------ 88.07 36.29 9.97 33.48 100 62 AVERAGE

Mode	18	
	Band Edge	
	5.47-5.725_UNII 2C_802.11be EHT20_CH140_Full_5700MHz	
ANT	CDD 5+18	
Pol.	Vertical	Fundamental
Peak	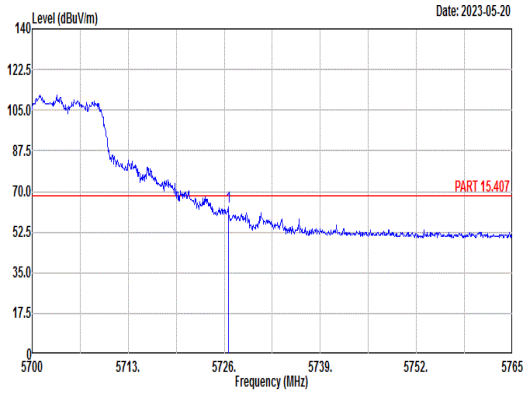 Site : 03CH04-SZ Condition: PART 15.407 3m HF_ANT_3117(119436) VERTICAL : RBW:1000.000kHz VBW:3000.000kHz Mode : 18 Setting : MCS0 Powersetting 13 Plane : X with Accessory : 861585060047220/861585060047238 Freq Level Limit Line Margin (dB) Read Level Ant Factor Cable Loss Preamp Factor APos TPos Remark 1 5726.52 63.60 68.30 -4.70 50.72 36.32 10.02 33.46 341 199 PEAK	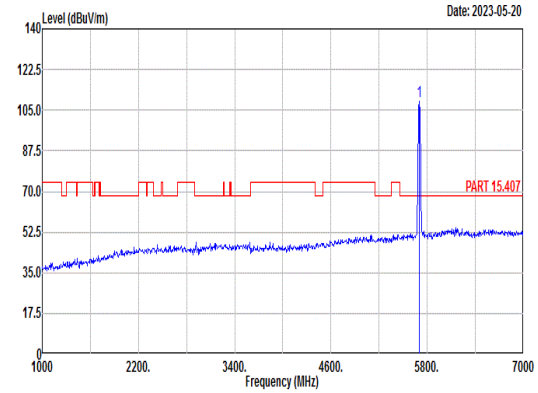 Site : 03CH04-SZ Condition: PART 15.407 3m HF_ANT_3117(119436) VERTICAL : RBW:1000.000kHz VBW:3000.000kHz Mode : 18 Setting : MCS0 Powersetting 13 Plane : X with Accessory : 861585060047220/861585060047238 Freq Level Limit Line Margin (dB) Read Level Ant Factor Cable Loss Preamp Factor APos TPos Remark 1 5700.00 108.86 ------ ------ 96.10 36.28 9.96 33.48 341 199 PEAK
Avg	Blank	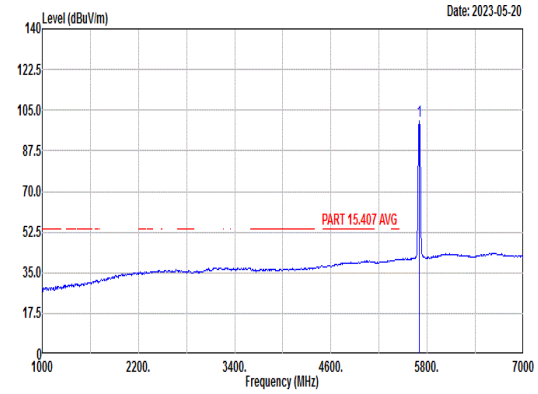 Site : 03CH04-SZ Condition: PART 15.407 AVG 3m HF_ANT_3117(119436) VERTICAL : RBW:1000.000kHz VBW:1.000kHz Mode : 18 Setting : MCS0 Powersetting 13 Plane : X with Accessory : 861585060047220/861585060047238 Freq Level Limit Line Margin (dB) Read Level Ant Factor Cable Loss Preamp Factor APos TPos Remark 1 5700.00 100.34 ------ ------ 87.58 36.28 9.96 33.48 341 199 AVERAGE

Mode	18	
	Harmonic	
	5.47-5.725_UNII 2C_802.11be EHT20_CH140_Full_5700MHz	
ANT	CDD 5+18	
Pol.	Horizontal	Vertical
Peak Avg	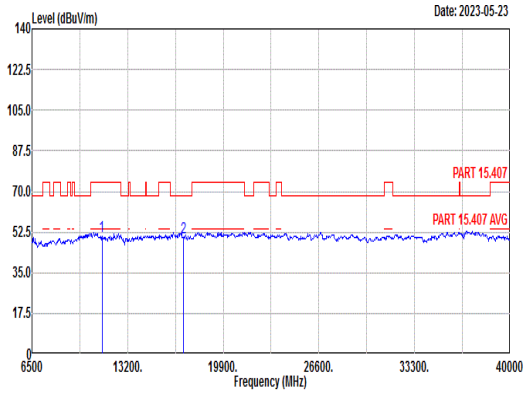 Site : 03CH04-SZ Condition: PART 15.407 3m HF_ANT_3117(119436) HORIZONTAL Mode : 18 Setting : MCS0 Power setting 13 Plane : X with Accessories : 861585060047220/861585060047238 1 11400.00 50.60 74.00 -23.40 48.69 37.64 12.81 48.54 --- --- Peak 2 17100.00 50.37 68.30 -17.93 44.10 44.29 15.62 53.64 --- --- Peak	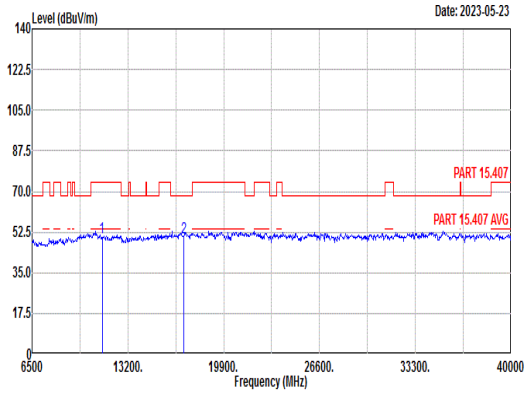 Site : 03CH04-SZ Condition: PART 15.407 3m HF_ANT_3117(119436) VERTICAL Mode : 18 Setting : MCS0 Power setting 13 Plane : X with Accessories : 861585060047220/861585060047238 1 11400.00 50.26 74.00 -23.74 48.35 37.64 12.81 48.54 --- --- Peak 2 17100.00 50.27 68.30 -18.03 44.00 44.29 15.62 53.64 --- --- Peak

Mode	19	
	Band Edge - L	
	5.15-5.25_UNII 1_802.11be EHT40_CH38_Full_5190MHz	
ANT	CDD 5+18	
Pol.	Horizontal	Fundamental
Peak	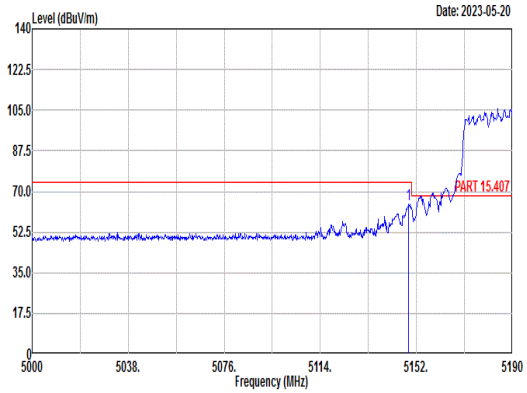 Site : 03CH04-SZ Condition: PART 15.407 3m HF_ANT_3117(119436) HORIZONTAL : RBW:1000.000kHz VBW:3000.000kHz Mode : 19 Setting : MCS0 Powersetting 15 Plane : X with Accessory : 861585060047220/861585060047238 Freq Level Limit Line Margin Read Level Ant Factor Cable Loss Preamp Factor APos TPos Remark MHz dBuV/m dBuV/m dBuV dB/m dB dB cm deg 1 5148.96 64.27 74.00 -9.73 52.57 36.14 8.53 32.97 100 35 PEAK	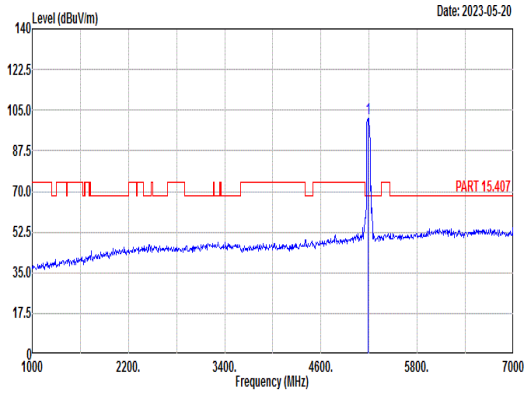 Site : 03CH04-SZ Condition: PART 15.407 3m HF_ANT_3117(119436) HORIZONTAL : RBW:1000.000kHz VBW:3000.000kHz Mode : 19 Setting : MCS0 Powersetting 15 Plane : X with Accessory : 861585060047220/861585060047238 Freq Level Limit Line Margin (dB) Read Level Ant Factor Cable Loss Preamp Factor APos TPos Remark MHz dBuV/m dBuV/m dBuV dB/m dB dB cm deg 1 5190.00 101.70 ------ ------ 90.01 36.12 8.61 33.04 100 35 PEAK
Avg	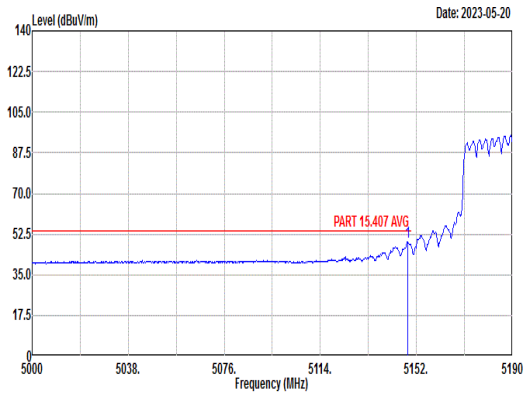 Site : 03CH04-SZ Condition: PART 15.407 AVG 3m HF_ANT_3117(119436) HORIZONTAL : RBW:1000.000kHz VBW:3.000kHz Mode : 19 Setting : MCS0 Powersetting 15 Plane : X with Accessory : 861585060047220/861585060047238 Freq Level Limit Line Margin Read Level Ant Factor Cable Loss Preamp Factor APos TPos Remark MHz dBuV/m dBuV/m dBuV dB/m dB dB cm deg 1 5148.58 49.13 54.00 -4.87 37.43 36.14 8.53 32.97 100 35 AVERAGE	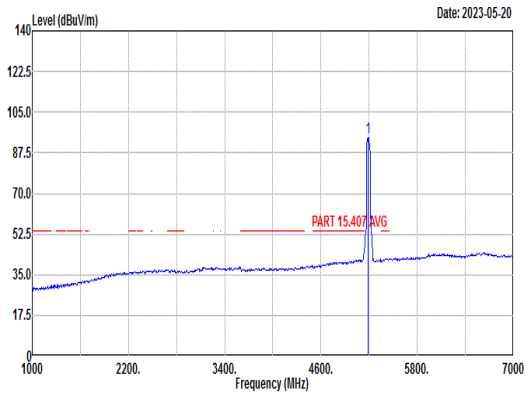 Site : 03CH04-SZ Condition: PART 15.407 AVG 3m HF_ANT_3117(119436) HORIZONTAL : RBW:1000.000kHz VBW:3.000kHz Mode : 19 Setting : MCS0 Powersetting 15 Plane : X with Accessory : 861585060047220/861585060047238 Freq Level Limit Line Margin (dB) Read Level Ant Factor Cable Loss Preamp Factor APos TPos Remark MHz dBuV/m dBuV/m dBuV dB/m dB dB cm deg 1 5190.00 94.22 ------ ------ 82.53 36.12 8.62 33.05 100 35 AVERAGE

Mode	19	
	Band Edge - R	
	5.15-5.25_UNII 1_802.11be EHT40_CH38_Full_5190MHz	
ANT	CDD 5+18	
Pol.	Horizontal	Fundamental
Peak	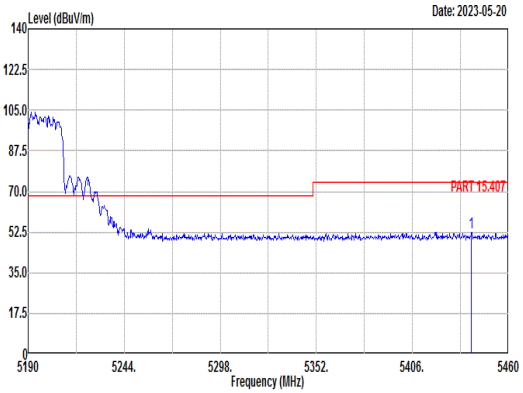 Site : 03CH04-SZ Condition: PART 15.407 3m HF_ANT_3117(119436) HORIZONTAL : RBW:1000.000kHz VBW:3000.000kHz Mode : 19 Setting : MCS0 Powersetting 15 Plane : X with Accessory : 861585060047220/861585060047238 Freq Level Limit Line Margin Read Level Ant Factor Cable Loss Preamp Factor APos TPos Remark MHz dBuV/m dBuV/m dBuV dB/m dB dB cm deg 1 5439.21 52.46 74.00 -21.54 40.25 36.02 9.68 33.49 100 35 PEAK	Blank
Avg	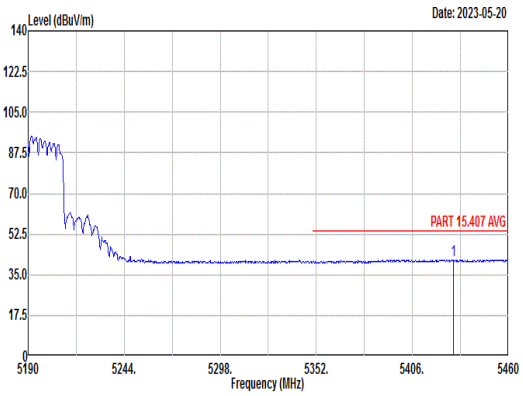 Site : 03CH04-SZ Condition: PART 15.407 AVG 3m HF_ANT_3117(119436) HORIZONTAL : RBW:1000.000kHz VBW:3.000kHz Mode : 19 Setting : MCS0 Powersetting 15 Plane : X with Accessory : 861585060047220/861585060047238 Freq Level Limit Line Margin Read Level Ant Factor Cable Loss Preamp Factor APos TPos Remark MHz dBuV/m dBuV/m dBuV dB/m dB dB cm deg 1 5429.22 41.45 54.00 -12.55 29.22 36.03 9.67 33.47 100 35 AVERAGE	Blank

Mode	19	
	Band Edge - L	
	5.15-5.25_UNII 1_802.11be EHT40_CH38_Full_5190MHz	
ANT	CDD 5+18	
Pol.	Vertical	Fundamental
Peak	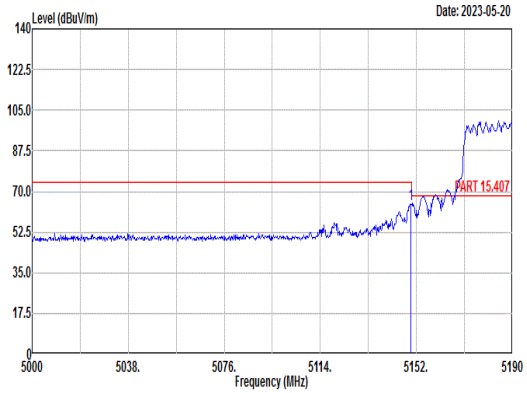 Site : 03CH04-SZ Condition: PART 15.407 3m HF_ANT_3117(119436) VERTICAL : RBW:1000.000kHz VBW:3000.000kHz Mode : 19 Setting : MCS0 Powersetting 15 Plane : X with Accessory : 861585060047220/861585060047238 Freq Level Limit Line Margin Read Level Ant Factor Cable Loss Preamp Factor APos TPos Remark MHz dBuV/m dBuV/m dBuV dB/m dB dB cm deg 1 5149.91 64.63 74.00 -9.37 52.92 36.14 8.54 32.97 367 230 PEAK	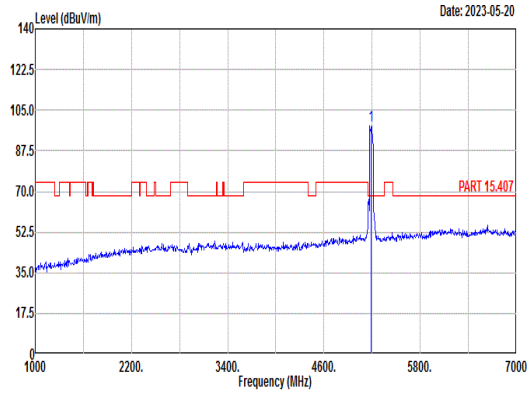 Site : 03CH04-SZ Condition: PART 15.407 3m HF_ANT_3117(119436) VERTICAL : RBW:1000.000kHz VBW:3000.000kHz Mode : 19 Setting : MCS0 Powersetting 15 Plane : X with Accessory : 861585060047220/861585060047238 Freq Level Limit Line Margin (dB) Read Level Ant Factor Cable Loss Preamp Factor APos TPos Remark MHz dBuV/m dBuV/m dBuV dB/m dB dB cm deg 1 5190.00 98.50 ------ ------ 86.81 36.13 8.57 33.01 367 230 PEAK
Avg	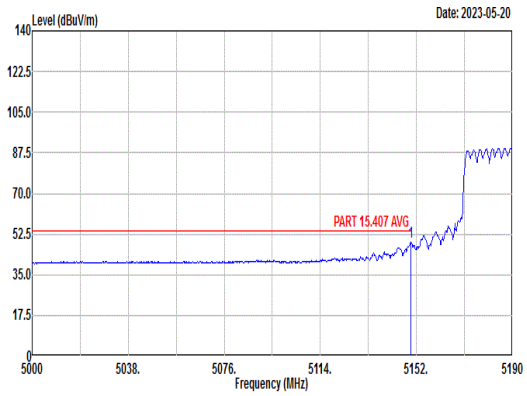 Site : 03CH04-SZ Condition: PART 15.407 AVG 3m HF_ANT_3117(119436) VERTICAL : RBW:1000.000kHz VBW:3.000kHz Mode : 19 Setting : MCS0 Powersetting 15 Plane : X with Accessory : 861585060047220/861585060047238 Freq Level Limit Line Margin Read Level Ant Factor Cable Loss Preamp Factor APos TPos Remark MHz dBuV/m dBuV/m dBuV dB/m dB dB cm deg 1 5149.72 48.87 54.00 -5.13 37.16 36.14 8.54 32.97 367 230 AVERAGE	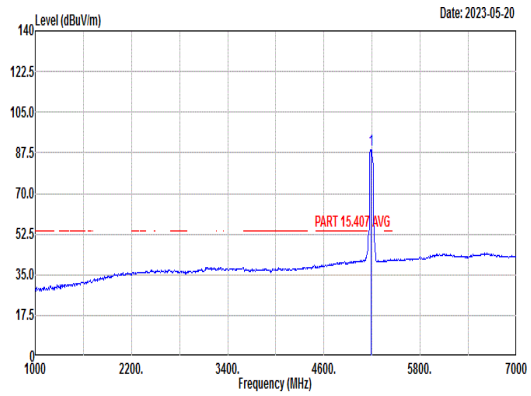 Site : 03CH04-SZ Condition: PART 15.407 AVG 3m HF_ANT_3117(119436) VERTICAL : RBW:1000.000kHz VBW:3.000kHz Mode : 19 Setting : MCS0 Powersetting 15 Plane : X with Accessory : 861585060047220/861585060047238 Freq Level Limit Line Margin (dB) Read Level Ant Factor Cable Loss Preamp Factor APos TPos Remark MHz dBuV/m dBuV/m dBuV dB/m dB dB cm deg 1 5190.00 88.97 ------ ------ 77.28 36.12 8.61 33.04 367 230 AVERAGE

Mode	19	
	Band Edge - R	
	5.15-5.25_UNII 1_802.11be EHT40_CH38_Full_5190MHz	
ANT	CDD 5+18	
Pol.	Vertical	Fundamental
Peak	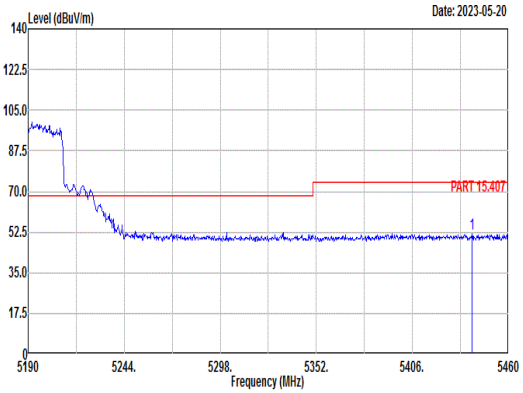 Site : 03CH04-SZ Condition: PART 15.407 3m HF_ANT_3117(119436) VERTICAL : RBW:1000.000kHz VBW:3000.000kHz Mode : 19 Setting : MCS0 Powersetting 15 Plane : X with Accessory : 861585060047220/861585060047238 Freq Level Limit Line Margin Read Level Ant Factor Cable Loss Preamp Factor APos TPos Remark MHz dBuV/m dBuV/m dBuV dB/m dB dB cm deg 1 5439.48 51.67 74.00 -22.33 39.46 36.02 9.68 33.49 367 230 PEAK	Blank
Avg	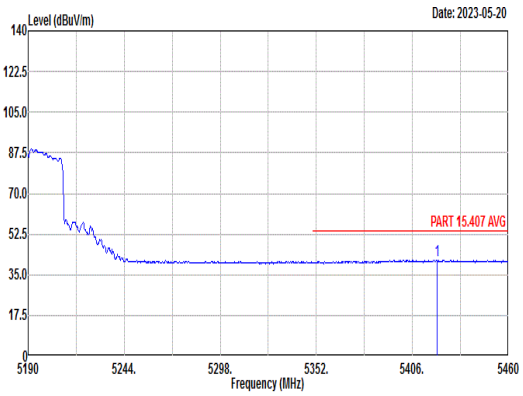 Site : 03CH04-SZ Condition: PART 15.407 AVG 3m HF_ANT_3117(119436) VERTICAL : RBW:1000.000kHz VBW:3.000kHz Mode : 19 Setting : MCS0 Powersetting 15 Plane : X with Accessory : 861585060047220/861585060047238 Freq Level Limit Line Margin Read Level Ant Factor Cable Loss Preamp Factor APos TPos Remark MHz dBuV/m dBuV/m dBuV dB/m dB dB cm deg 1 5419.77 41.38 54.00 -12.62 29.14 36.03 9.67 33.46 367 230 AVERAGE	Blank

Mode	19	
	Harmonic	
	5.15-5.25_UNII 1_802.11be EHT40_CH38_Full_5190MHz	
ANT	CDD 5+18	
Pol.	Horizontal	Vertical
Peak Avg	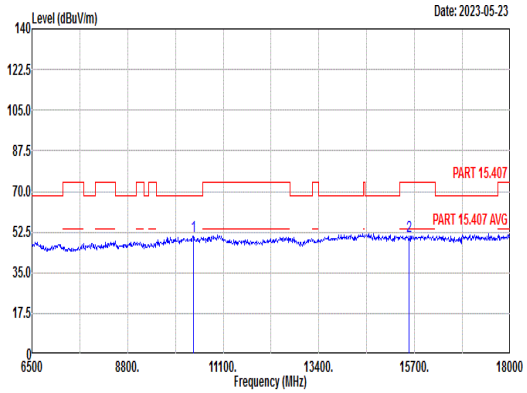 Site : 03CH04-SZ Condition: PART 15.407 3m HF_ANT_3117(119436) HORIZONTAL Mode : 19 Setting : MCS0 Power setting 15 Plane : X with Accessories : 861585060047220/861585060047238 Freq Level Limit Line Margin Read Level Ant Factor Cable Loss Preamp Factor APos TPos Remark MHz dBuV/m dBuV/m dB dBuV dB/m dB dB cm deg 1 10380.00 50.48 68.30 -17.82 48.72 37.03 12.08 47.35 --- --- Peak 2 15570.00 50.46 74.00 -23.54 45.32 40.87 14.60 50.33 --- --- Peak	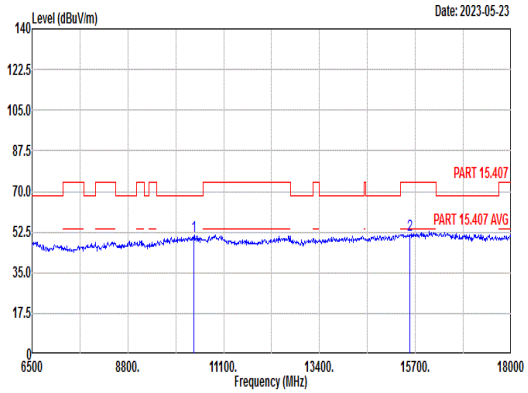 Site : 03CH04-SZ Condition: PART 15.407 3m HF_ANT_3117(119436) VERTICAL Mode : 19 Setting : MCS0 Power setting 15 Plane : X with Accessories : 861585060047220/861585060047238 Freq Level Limit Line Margin Read Level Ant Factor Cable Loss Preamp Factor APos TPos Remark MHz dBuV/m dBuV/m dB dBuV dB/m dB dB cm deg 1 10380.00 50.83 68.30 -17.47 49.07 37.03 12.08 47.35 --- --- Peak 2 15570.00 51.24 74.00 -22.76 46.10 40.87 14.60 50.33 --- --- Peak

Mode	20	
	Band Edge - L	
	5.15-5.25_UNII 1_802.11be EHT40_CH46_Full_5230MHz	
ANT	CDD 5+18	
Pol.	Horizontal	Fundamental
Peak	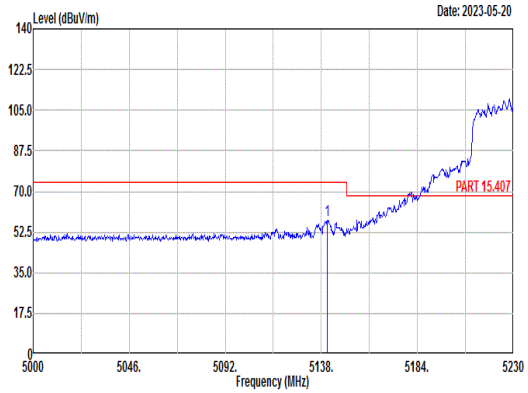 Site : 03CH04-SZ Condition: PART 15.407 3m HF_ANT_3117(119436) HORIZONTAL : RBW:1000.000kHz VBW:3000.000kHz Mode : 20 Setting : MCS0 Powersetting 17 Plane : X with Accessories : 861585060047220/861585060047238 Freq Level Limit Line Margin Read Level Ant Factor Cable Loss Preamp Factor APos TPos Remark MHz dBuV/m dBuV/m dBuV dB/m dB dB cm deg 1 5140.99 57.53 74.00 -16.47 45.82 36.14 8.52 32.95 100 150 PEAK	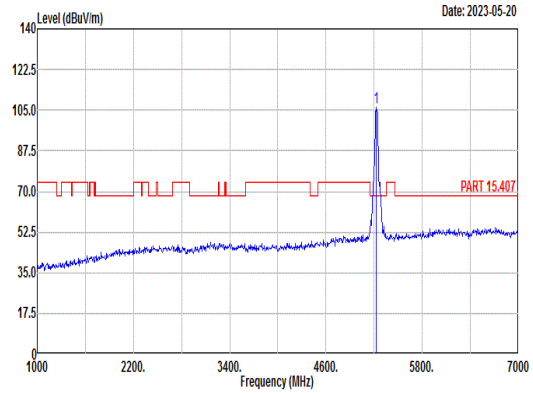 Site : 03CH04-SZ Condition: PART 15.407 3m HF_ANT_3117(119436) HORIZONTAL : RBW:1000.000kHz VBW:3000.000kHz Mode : 20 Setting : MCS0 Powersetting 17 Plane : X with Accessories : 861585060047220/861585060047238 Freq Level Limit Line Margin (dB) Read Level Ant Factor Cable Loss Preamp Factor APos TPos Remark MHz dBuV/m dBuV/m dBuV dB/m dB dB cm deg 1 5230.00 106.08 ------ ------ 94.34 36.11 8.74 33.11 100 150 PEAK
Avg	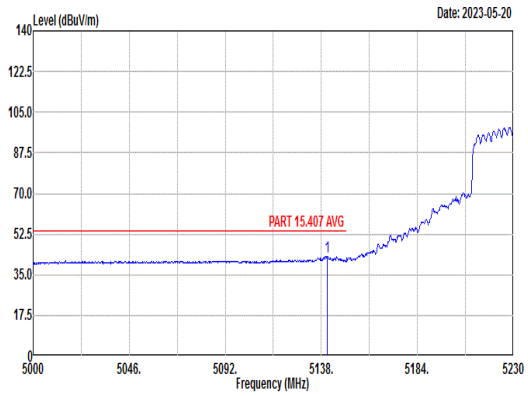 Site : 03CH04-SZ Condition: PART 15.407 AVG 3m HF_ANT_3117(119436) HORIZONTAL : RBW:1000.000kHz VBW:3.000kHz Mode : 20 Setting : MCS0 Powersetting 17 Plane : X with Accessories : 861585060047220/861585060047238 Freq Level Limit Line Margin Read Level Ant Factor Cable Loss Preamp Factor APos TPos Remark MHz dBuV/m dBuV/m dBuV dB/m dB dB cm deg 1 5140.99 42.98 54.00 -11.02 31.27 36.14 8.52 32.95 100 150 AVERAGE	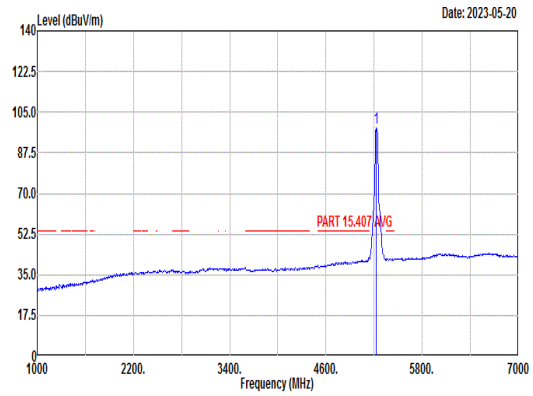 Site : 03CH04-SZ Condition: PART 15.407 AVG 3m HF_ANT_3117(119436) HORIZONTAL : RBW:1000.000kHz VBW:3.000kHz Mode : 20 Setting : MCS0 Powersetting 17 Plane : X with Accessories : 861585060047220/861585060047238 Freq Level Limit Line Margin (dB) Read Level Ant Factor Cable Loss Preamp Factor APos TPos Remark MHz dBuV/m dBuV/m dBuV dB/m dB dB cm deg 1 5230.00 98.09 ------ ------ 86.35 36.11 8.74 33.11 100 150 AVERAGE

Mode	20	
	Band Edge - R	
	5.15-5.25_UNII 1_802.11be EHT40_CH46_Full_5230MHz	
ANT	CDD 5+18	
Pol.	Horizontal	Fundamental
Peak	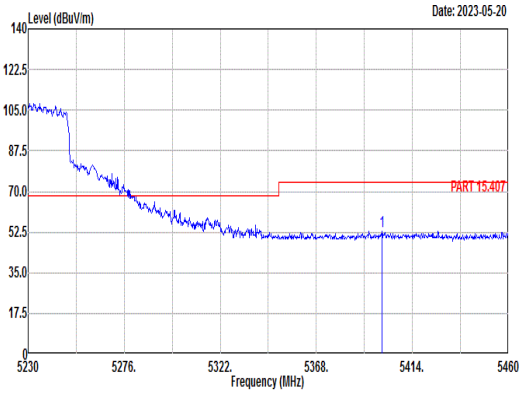 Site : 03CH04-SZ Condition: PART 15.407 3m HF_ANT_3117(119436) HORIZONTAL : RBW:1000.000kHz VBW:3000.000kHz Mode : 20 Setting : MCS0 Powersetting 17 Plane : X with Accessories : 861585060047220/861585060047238 Freq Level Limit Line Margin Read Level Ant Factor Cable Loss Preamp Factor APos TPos Remark MHz dBuV/m dBuV/m dBuV dB/m dB dB cm deg 1 5399.28 52.80 74.00 -21.20 40.56 36.04 9.62 33.42 100 150 PEAK	Blank
Avg	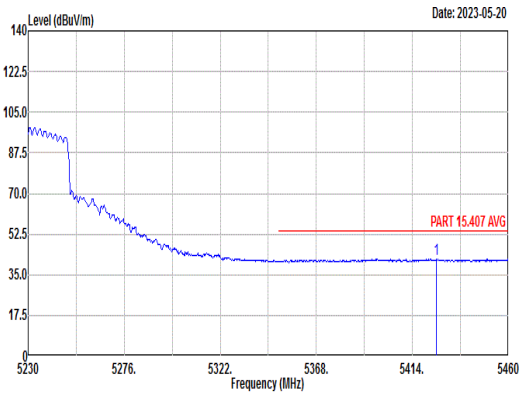 Site : 03CH04-SZ Condition: PART 15.407 AVG 3m HF_ANT_3117(119436) HORIZONTAL : RBW:1000.000kHz VBW:3.000kHz Mode : 20 Setting : MCS0 Powersetting 17 Plane : X with Accessories : 861585060047220/861585060047238 Freq Level Limit Line Margin Read Level Ant Factor Cable Loss Preamp Factor APos TPos Remark MHz dBuV/m dBuV/m dBuV dB/m dB dB cm deg 1 5425.50 41.74 54.00 -12.26 29.51 36.03 9.67 33.47 100 150 AVERAGE	Blank

Mode	20
	Band Edge - L
	5.15-5.25_UNII 1_802.11be EHT40_CH46_Full_5230MHz
ANT	CDD 5+18

Pol.	Vertical	Fundamental
Peak	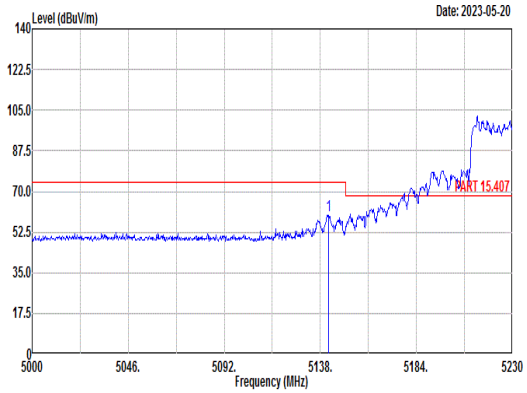 Site : 03CH04-SZ Condition: PART 15.407 3m HF_ANT_3117(119436) VERTICAL : RBW:1000.000kHz VBW:3000.000kHz Mode : 20 Setting : MCS0 Powersetting 17 Plane : X with Accessories : 861585060047220/861585060047238 Freq Level Limit Line Margin Read Level Ant Factor Cable Loss Preamp Factor APos TPos Remark MHz dBuV/m dBuV/m dBuV dB/m dB dB cm deg 1 5141.91 59.73 74.00 -14.27 48.03 36.14 8.52 32.96 400 200 PEAK	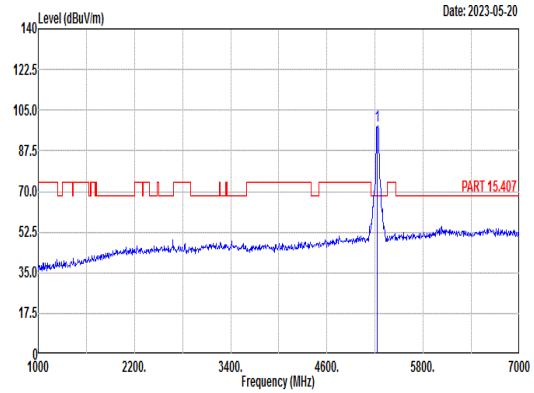 Site : 03CH04-SZ Condition: PART 15.407 3m HF_ANT_3117(119436) VERTICAL : RBW:1000.000kHz VBW:3000.000kHz Mode : 20 Setting : MCS0 Powersetting 17 Plane : X with Accessories : 861585060047220/861585060047238 Freq Level Limit Line Margin (dB) Read Level Ant Factor Cable Loss Preamp Factor APos TPos Remark MHz dBuV/m dBuV/m dBuV dB/m dB dB cm deg 1 5230.00 98.06 ------ ------ 86.30 36.11 8.77 33.12 400 200 PEAK
Avg	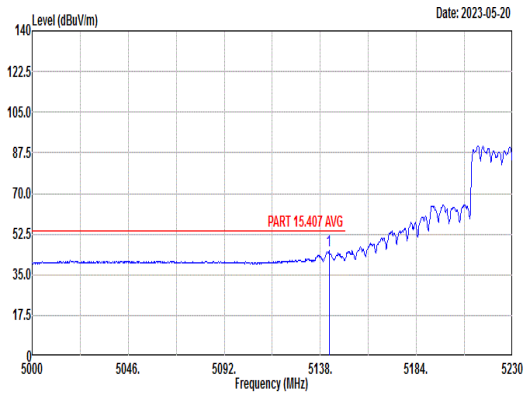 Site : 03CH04-SZ Condition: PART 15.407 AVG 3m HF_ANT_3117(119436) VERTICAL : RBW:1000.000kHz VBW:3.000kHz Mode : 20 Setting : MCS0 Powersetting 17 Plane : X with Accessories : 861585060047220/861585060047238 Freq Level Limit Line Margin Read Level Ant Factor Cable Loss Preamp Factor APos TPos Remark MHz dBuV/m dBuV/m dBuV dB/m dB dB cm deg 1 5142.14 45.58 54.00 -8.42 33.88 36.14 8.52 32.96 400 200 AVERAGE	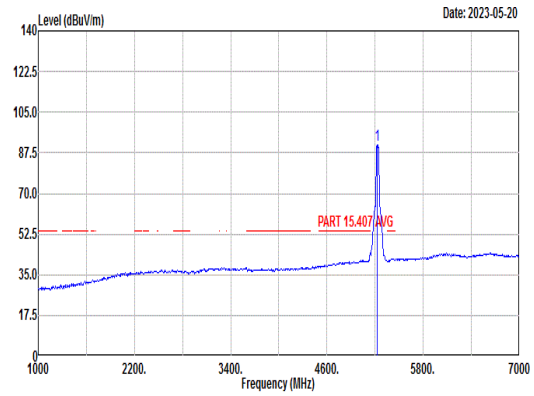 Site : 03CH04-SZ Condition: PART 15.407 AVG 3m HF_ANT_3117(119436) VERTICAL : RBW:1000.000kHz VBW:3.000kHz Mode : 20 Setting : MCS0 Powersetting 17 Plane : X with Accessories : 861585060047220/861585060047238 Freq Level Limit Line Margin (dB) Read Level Ant Factor Cable Loss Preamp Factor APos TPos Remark MHz dBuV/m dBuV/m dBuV dB/m dB dB cm deg 1 5230.00 90.89 ------ ------ 79.15 36.11 8.74 33.11 400 200 AVERAGE

Mode	20	
	Band Edge - R	
	5.15-5.25_UNII 1_802.11be EHT40_CH46_Full_5230MHz	
ANT	CDD 5+18	
Pol.	Vertical	Fundamental
Peak	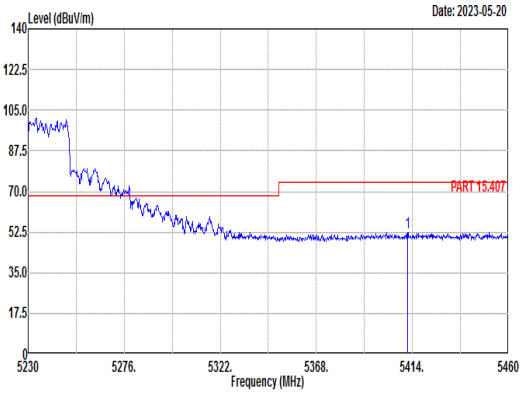 Site : 03CH04-SZ Condition: PART 15.407 3m HF_ANT_3117(119436) VERTICAL : RBW:1000.000kHz VBW:3000.000kHz Mode : 20 Setting : MCS0 Powersetting 17 Plane : X with Accessories : 861585060047220/861585060047238 Freq Level Limit Line Margin Read Level Ant Factor Cable Loss Preamp Factor APos TPos Remark MHz dBuV/m dBuV/m dBuV dB/m dB dB cm deg 1 5411.70 52.49 74.00 -21.51 40.23 36.04 9.66 33.44 400 200 PEAK	Blank
Avg	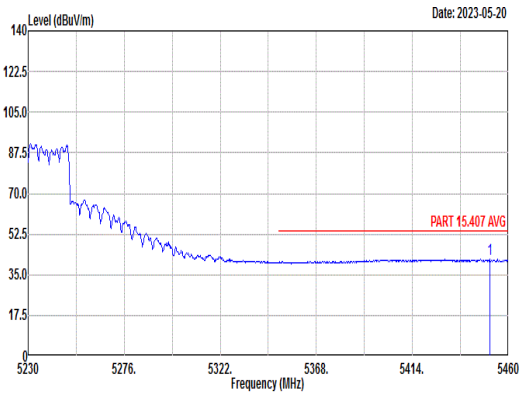 Site : 03CH04-SZ Condition: PART 15.407 AVG 3m HF_ANT_3117(119436) VERTICAL : RBW:1000.000kHz VBW:3.000kHz Mode : 20 Setting : MCS0 Powersetting 17 Plane : X with Accessories : 861585060047220/861585060047238 Freq Level Limit Line Margin Read Level Ant Factor Cable Loss Preamp Factor APos TPos Remark MHz dBuV/m dBuV/m dBuV dB/m dB dB cm deg 1 5451.26 41.74 54.00 -12.26 29.55 36.02 9.68 33.51 400 200 AVERAGE	Blank

Mode	20	
	Harmonic	
	5.15-5.25_UNII 1_802.11be EHT40_CH46_Full_5230MHz	
ANT	CDD 5+18	
Pol.	Horizontal	Vertical
Peak Avg	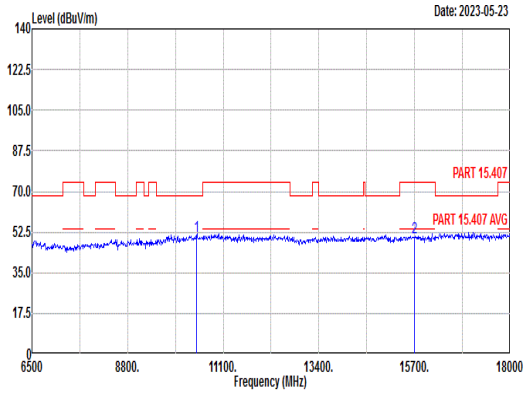 Site : 03CH04-SZ Condition: PART 15.407 3m HF_ANT_3117(119436) HORIZONTAL Mode : 20 Setting : MCS0 Power setting 17 Plane : X with Accessories : 861585060047220/861585060047238 Freq Level Limit Line Margin Read Level Ant Factor Cable Loss Preamp Factor APos TPos Remark MHz dBuV/m dBuV/m dB dBuV dB/m dB dB cm deg 1 10460.00 50.83 68.30 -17.47 48.94 37.08 12.13 47.32 --- --- Peak 2 15690.00 50.31 74.00 -23.69 44.88 41.16 14.65 50.38 --- --- Peak	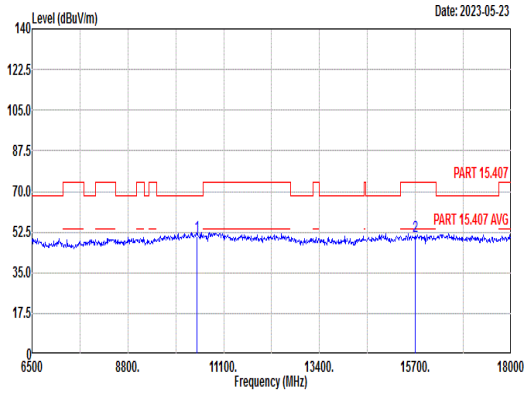 Site : 03CH04-SZ Condition: PART 15.407 3m HF_ANT_3117(119436) VERTICAL Mode : 20 Setting : MCS0 Power setting 17 Plane : X with Accessories : 861585060047220/861585060047238 Freq Level Limit Line Margin Read Level Ant Factor Cable Loss Preamp Factor APos TPos Remark MHz dBuV/m dBuV/m dB dBuV dB/m dB dB cm deg 1 10460.00 50.80 68.30 -17.50 48.91 37.08 12.13 47.32 --- --- Peak 2 15690.00 50.80 74.00 -23.20 45.37 41.16 14.65 50.38 --- --- Peak

Mode	21	
	Band Edge - L	
	5.25-5.35_UNII 2A_802.11be EHT40_CH54_Full_5270MHz	
ANT	CDD 5+18	
Pol.	Horizontal	Fundamental
Peak	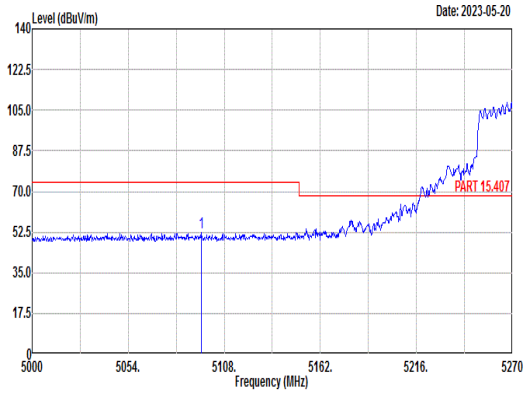 Site : 03CH04-SZ Condition: PART 15.407 3m HF_ANT_3117(119436) HORIZONTAL : RBW:1000.000kHz VBW:3000.000kHz Mode : 21 Setting : MCS0 Powersetting 17 Plane : X with Accessory : 861585060047220/861585060047238 Freq Level Limit Line Margin Read Level Ant Factor Cable Loss Preamp Factor APos TPos Remark MHz dBuV/m dBuV/m dBuV dB/m dB dB cm deg 1 5095.04 52.04 74.00 -21.96 40.32 36.16 8.43 32.87 104 48 PEAK	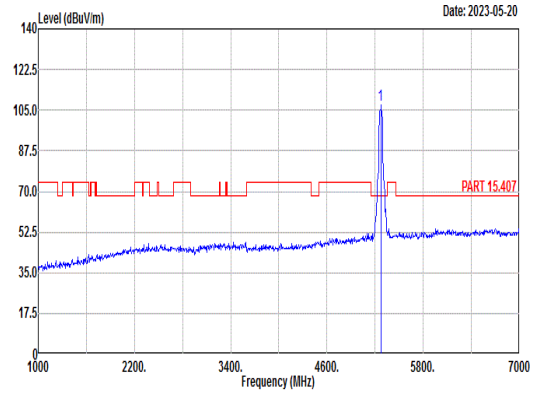 Site : 03CH04-SZ Condition: PART 15.407 3m HF_ANT_3117(119436) HORIZONTAL : RBW:1000.000kHz VBW:3000.000kHz Mode : 21 Setting : MCS0 Powersetting 17 Plane : X with Accessory : 861585060047220/861585060047238 Freq Level Limit Line Margin (dB) Read Level Ant Factor Cable Loss Preamp Factor APos TPos Remark MHz dBuV/m dBuV/m dBuV dB/m dB dB cm deg 1 5270.00 107.18 ------ ------ 95.30 36.09 8.99 33.20 104 48 PEAK
Avg	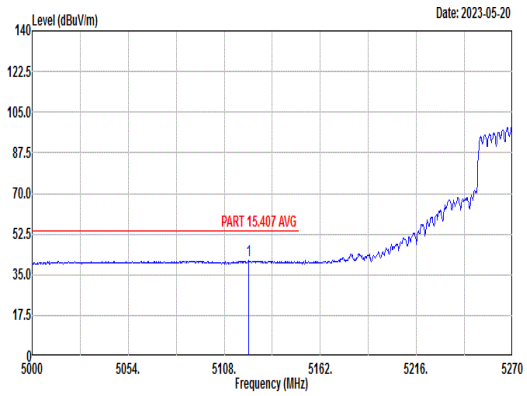 Site : 03CH04-SZ Condition: PART 15.407 AVG 3m HF_ANT_3117(119436) HORIZONTAL : RBW:1000.000kHz VBW:3.000kHz Mode : 21 Setting : MCS0 Powersetting 17 Plane : X with Accessory : 861585060047220/861585060047238 Freq Level Limit Line Margin Read Level Ant Factor Cable Loss Preamp Factor APos TPos Remark MHz dBuV/m dBuV/m dBuV dB/m dB dB cm deg 1 5121.77 41.01 54.00 -12.99 29.30 36.15 8.48 32.92 104 48 AVERAGE	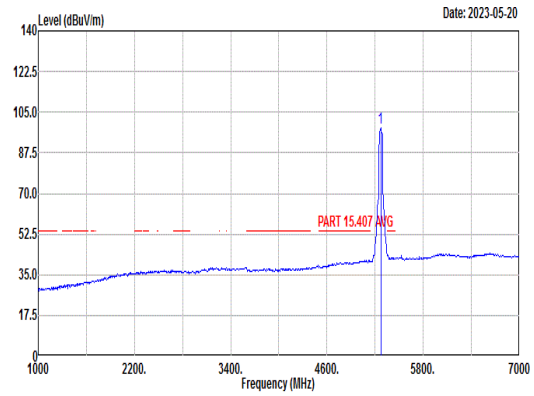 Site : 03CH04-SZ Condition: PART 15.407 AVG 3m HF_ANT_3117(119436) HORIZONTAL : RBW:1000.000kHz VBW:3.000kHz Mode : 21 Setting : MCS0 Powersetting 17 Plane : X with Accessory : 861585060047220/861585060047238 Freq Level Limit Line Margin (dB) Read Level Ant Factor Cable Loss Preamp Factor APos TPos Remark MHz dBuV/m dBuV/m dBuV dB/m dB dB cm deg 1 5270.00 98.17 ------ ------ 86.31 36.09 8.96 33.19 104 48 AVERAGE

Mode	21	
	Band Edge - R	
	5.25-5.35_UNII 2A_802.11be EHT40_CH54_Full_5270MHz	
ANT	CDD 5+18	
Pol.	Horizontal	Fundamental
Peak	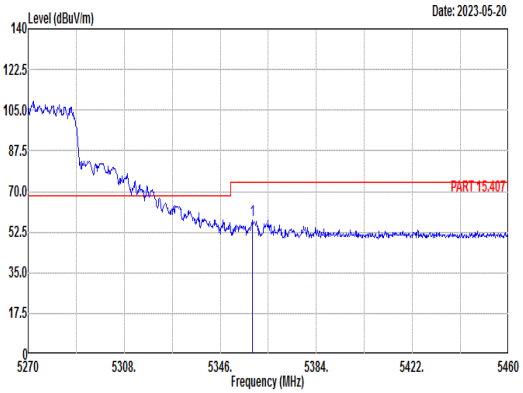 Site : 03CH04-SZ Condition: PART 15.407 3m HF_ANT_3117(119436) HORIZONTAL : RBW:1000.000kHz VBW:3000.000kHz Mode : 21 Setting : MCS0 Powersetting 17 Plane : X with Accessory : 861585060047220/861585060047238 Freq Level Limit Line Margin Read Level Ant Factor Cable Loss Preamp Factor APos TPos Remark MHz dBuV/m dBuV/m dBuV dB/m dB dB cm deg 1 5358.73 57.76 74.00 -16.24 45.64 36.06 9.41 33.35 104 48 PEAK	Blank
Avg	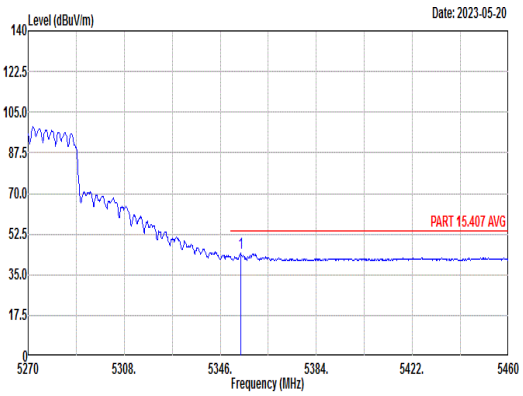 Site : 03CH04-SZ Condition: PART 15.407 AVG 3m HF_ANT_3117(119436) HORIZONTAL : RBW:1000.000kHz VBW:3.000kHz Mode : 21 Setting : MCS0 Powersetting 17 Plane : X with Accessory : 861585060047220/861585060047238 Freq Level Limit Line Margin Read Level Ant Factor Cable Loss Preamp Factor APos TPos Remark MHz dBuV/m dBuV/m dBuV dB/m dB dB cm deg 1 5353.98 44.30 54.00 -9.70 32.19 36.06 9.39 33.34 104 48 AVERAGE	Blank

Mode	21
	Band Edge - L
	5.25-5.35_UNII 2A_802.11be EHT40_CH54_Full_5270MHz
ANT	CDD 5+18

Pol.	Vertical	Fundamental
Peak	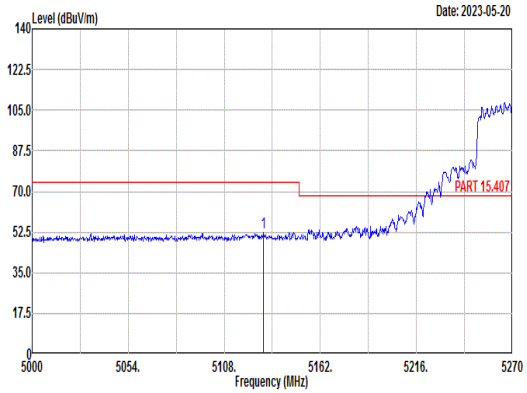 Site : 03CH04-SZ Condition: PART 15.407 3m HF_ANT_3117(119436) VERTICAL : RBW:1000.000kHz VBW:3000.000kHz Mode : 21 Setting : MCS0 Powersetting 17 Plane : X with Accessory : 861585060047220/861585060047238 Freq Level Limit Line Margin Read Level Ant Factor Cable Loss Preamp Factor APos TPos Remark MHz dBuV/m dBuV/m dBuV dB/m dB dB cm deg 1 5130.14 52.26 74.00 -21.74 40.54 36.15 8.50 32.93 383 205 PEAK	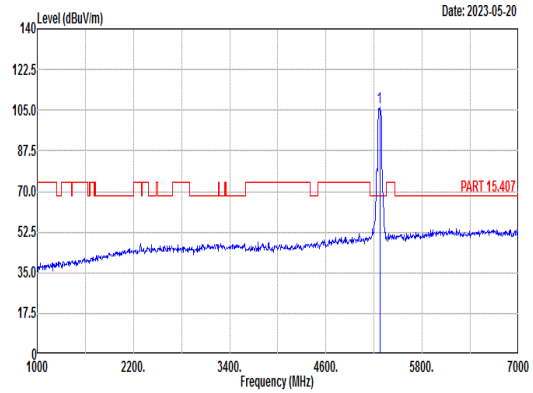 Site : 03CH04-SZ Condition: PART 15.407 3m HF_ANT_3117(119436) VERTICAL : RBW:1000.000kHz VBW:3000.000kHz Mode : 21 Setting : MCS0 Powersetting 17 Plane : X with Accessory : 861585060047220/861585060047238 Freq Level Limit Line Margin (dB) Read Level Ant Factor Cable Loss Preamp Factor APos TPos Remark MHz dBuV/m dBuV/m dBuV dB/m dB dB cm deg 1 5270.00 106.35 ------ ------ 94.47 36.09 8.99 33.20 383 205 PEAK
Avg	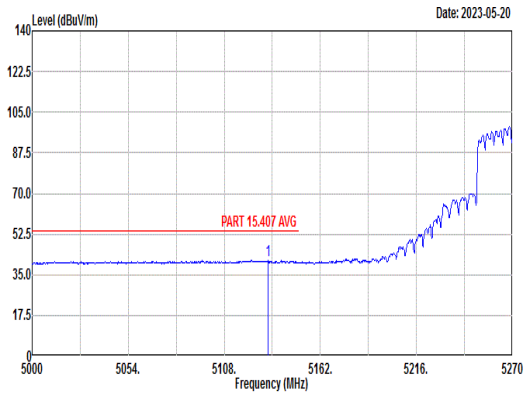 Site : 03CH04-SZ Condition: PART 15.407 AVG 3m HF_ANT_3117(119436) VERTICAL : RBW:1000.000kHz VBW:3.000kHz Mode : 21 Setting : MCS0 Powersetting 17 Plane : X with Accessory : 861585060047220/861585060047238 Freq Level Limit Line Margin Read Level Ant Factor Cable Loss Preamp Factor APos TPos Remark MHz dBuV/m dBuV/m dBuV dB/m dB dB cm deg 1 5132.57 41.30 54.00 -12.70 29.59 36.15 8.50 32.94 383 205 AVERAGE	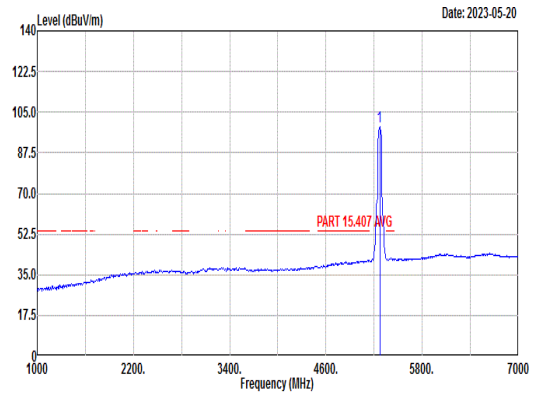 Site : 03CH04-SZ Condition: PART 15.407 AVG 3m HF_ANT_3117(119436) VERTICAL : RBW:1000.000kHz VBW:3.000kHz Mode : 21 Setting : MCS0 Powersetting 17 Plane : X with Accessory : 861585060047220/861585060047238 Freq Level Limit Line Margin (dB) Read Level Ant Factor Cable Loss Preamp Factor APos TPos Remark MHz dBuV/m dBuV/m dBuV dB/m dB dB cm deg 1 5270.00 98.78 ------ ------ 86.92 36.09 8.96 33.19 383 205 AVERAGE

Mode	21	
	Band Edge - R	
	5.25-5.35_UNII 2A_802.11be EHT40_CH54_Full_5270MHz	
ANT	CDD 5+18	
Pol.	Vertical	Fundamental
Peak	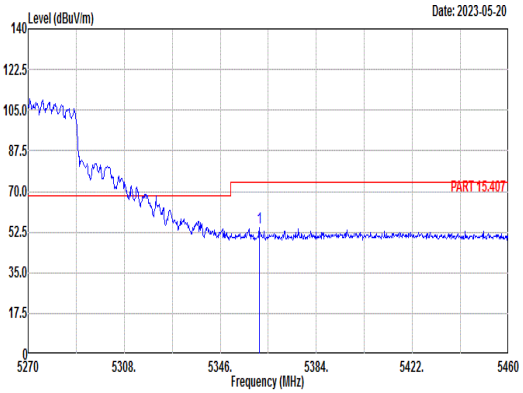 Site : 03CH04-SZ Condition: PART 15.407 3m HF_ANT_3117(119436) VERTICAL : RBW:1000.000kHz VBW:3000.000kHz Mode : 21 Setting : MCS0 Powersetting 17 Plane : X with Accessory : 861585060047220/861585060047238 Freq Level Limit Line Margin Read Level Ant Factor Cable Loss Preamp Factor APos TPos Remark MHz dBuV/m dBuV/m dBuV dB/m dB dB cm deg 1 5361.39 54.35 74.00 -19.65 42.22 36.06 9.42 33.35 383 205 PEAK	Blank
Avg	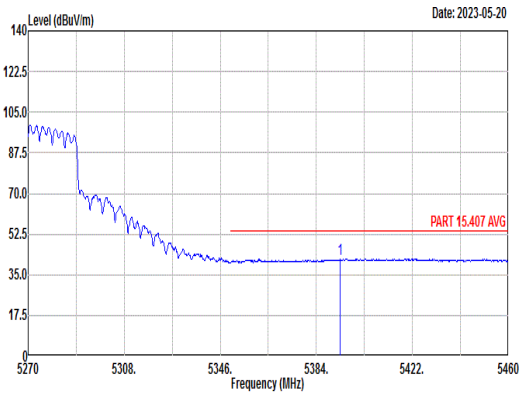 Site : 03CH04-SZ Condition: PART 15.407 AVG 3m HF_ANT_3117(119436) VERTICAL : RBW:1000.000kHz VBW:3.000kHz Mode : 21 Setting : MCS0 Powersetting 17 Plane : X with Accessory : 861585060047220/861585060047238 Freq Level Limit Line Margin Read Level Ant Factor Cable Loss Preamp Factor APos TPos Remark MHz dBuV/m dBuV/m dBuV dB/m dB dB cm deg 1 5393.50 41.77 54.00 -12.23 29.55 36.04 9.59 33.41 383 205 AVERAGE	Blank

Mode	21	
	Harmonic	
	5.25-5.35_UNII 2A_802.11be EHT40_CH54_Full_5270MHz	
ANT	CDD 5+18	
Pol.	Horizontal	Vertical
Peak Avg	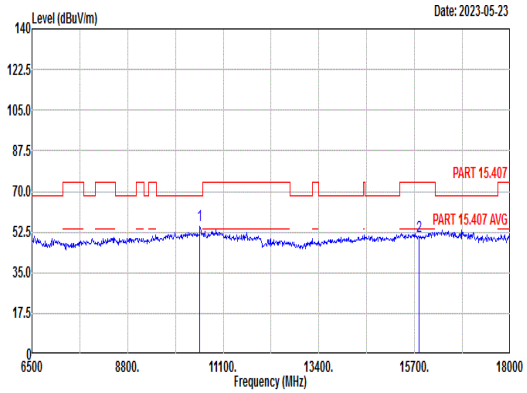 Site : 03CH04-SZ Condition: PART 15.407 3m HF_ANT_3117(119436) HORIZONTAL Mode : 21 Setting : MCS0 Power setting 17 Plane : X with Accessories : 861585060047220/861585060047238 Freq Level Limit Line Margin Read Level Ant Factor Cable Loss Preamp Factor APos TPos Remark MHz dBuV/m dBuV/m dB dBuV dB/m dB dB cm deg 1 10540.00 55.27 68.30 -13.03 53.23 37.13 12.19 47.28 100 288 Peak 2 15810.00 50.87 74.00 -23.13 45.13 41.45 14.71 50.42 --- --- Peak	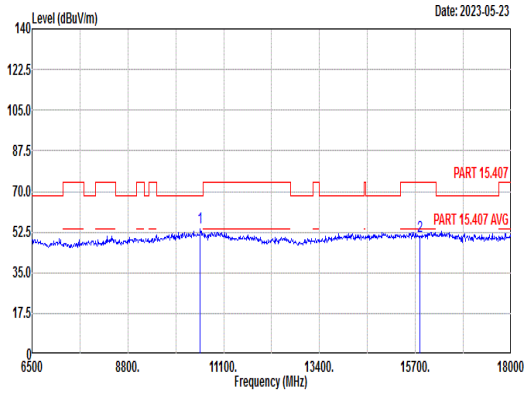 Site : 03CH04-SZ Condition: PART 15.407 3m HF_ANT_3117(119436) VERTICAL Mode : 21 Setting : MCS0 Power setting 17 Plane : X with Accessories : 861585060047220/861585060047238 Freq Level Limit Line Margin Read Level Ant Factor Cable Loss Preamp Factor APos TPos Remark MHz dBuV/m dBuV/m dB dBuV dB/m dB dB cm deg 1 10540.00 54.23 68.30 -14.07 52.19 37.13 12.19 47.28 162 127 Peak 2 15810.00 50.89 74.00 -23.11 45.15 41.45 14.71 50.42 --- --- Peak

Mode	22	
	Band Edge - L	
	5.25-5.35_UNII 2A_802.11be EHT40_CH62_Full_5310MHz	
ANT	CDD 5+18	
Pol.	Horizontal	Fundamental
Peak	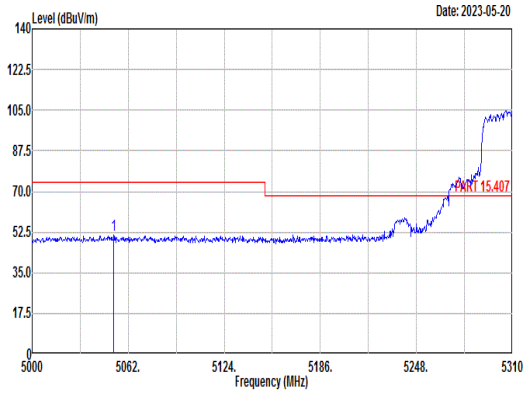 Site : 03CH04-SZ Condition: PART 15.407 3m HF_ANT_3117(119436) HORIZONTAL : RBW:1000.000kHz VBW:3000.000kHz Mode : 22 Setting : MCS0 Powersetting 14.5 Plane : X with Accessory : 861585060047220/861585060047238 Freq Level Limit Line Margin Read Level Ant Factor Cable Loss Preamp Factor APos TPos Remark MHz dBuV/m dBuV/m dBuV dB/m dB dB cm deg 1 5052.70 51.06 74.00 -22.94 39.31 36.18 8.36 32.79 100 153 PEAK	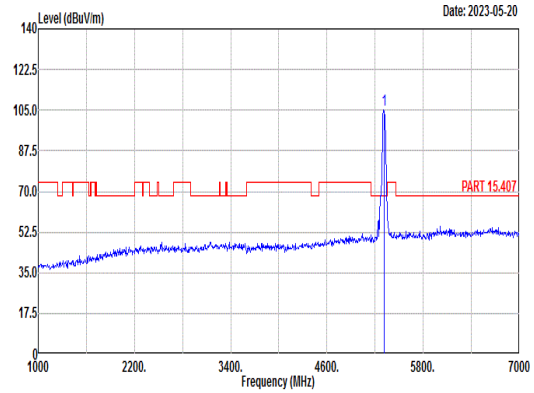 Site : 03CH04-SZ Condition: PART 15.407 3m HF_ANT_3117(119436) HORIZONTAL : RBW:1000.000kHz VBW:3000.000kHz Mode : 22 Setting : MCS0 Powersetting 14.5 Plane : X with Accessory : 861585060047220/861585060047238 Freq Level Limit Line Margin (dB) Read Level Ant Factor Cable Loss Preamp Factor APos TPos Remark MHz dBuV/m dBuV/m dBuV dB/m dB dB cm deg 1 5310.00 105.28 ------ ------ 93.30 36.08 9.15 33.25 100 153 PEAK
Avg	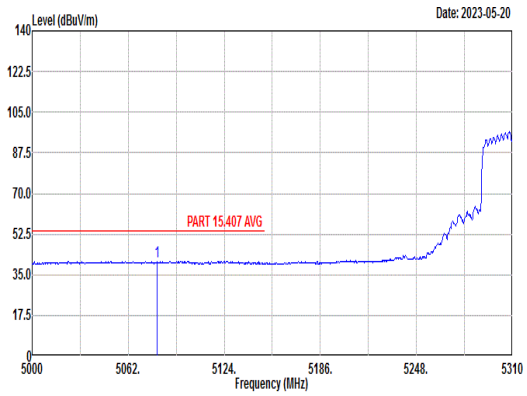 Site : 03CH04-SZ Condition: PART 15.407 AVG 3m HF_ANT_3117(119436) HORIZONTAL : RBW:1000.000kHz VBW:3.000kHz Mode : 22 Setting : MCS0 Powersetting 14.5 Plane : X with Accessory : 861585060047220/861585060047238 Freq Level Limit Line Margin Read Level Ant Factor Cable Loss Preamp Factor APos TPos Remark MHz dBuV/m dBuV/m dBuV dB/m dB dB cm deg 1 5080.60 40.77 54.00 -13.23 29.04 36.17 8.41 32.85 100 153 AVERAGE	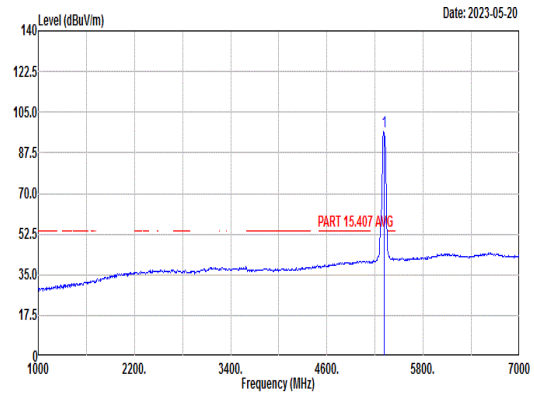 Site : 03CH04-SZ Condition: PART 15.407 AVG 3m HF_ANT_3117(119436) HORIZONTAL : RBW:1000.000kHz VBW:3.000kHz Mode : 22 Setting : MCS0 Powersetting 14.5 Plane : X with Accessory : 861585060047220/861585060047238 Freq Level Limit Line Margin (dB) Read Level Ant Factor Cable Loss Preamp Factor APos TPos Remark MHz dBuV/m dBuV/m dBuV dB/m dB dB cm deg 1 5310.00 96.42 ------ ------ 84.44 36.08 9.15 33.25 100 153 AVERAGE

Mode	22	
	Band Edge - R	
	5.25-5.35_UNII 2A_802.11be EHT40_CH62_Full_5310MHz	
ANT	CDD 5+18	
Pol.	Horizontal	Fundamental
Peak	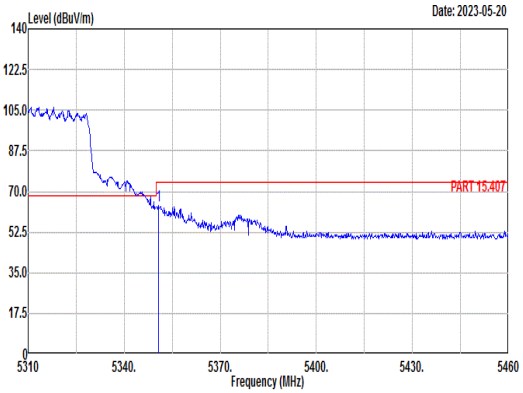 Site : 03CH04-SZ Condition: PART 15.407 3m HF_ANT_3117(119436) HORIZONTAL : RBW:1000.000kHz VBW:3000.000kHz Mode : 22 Setting : MCS0 Powersetting 14.5 Plane : X with Accessory : 861585060047220/861585060047238 Freq Level Limit Line Margin Read Level Ant Factor Cable Loss Preamp Factor APos TPos Remark MHz dBuV/m dBuV/m dBuV dB/m dB dB cm deg 1 5350.80 63.78 74.00 -10.22 51.68 36.06 9.37 33.33 100 153 PEAK	Blank
Avg	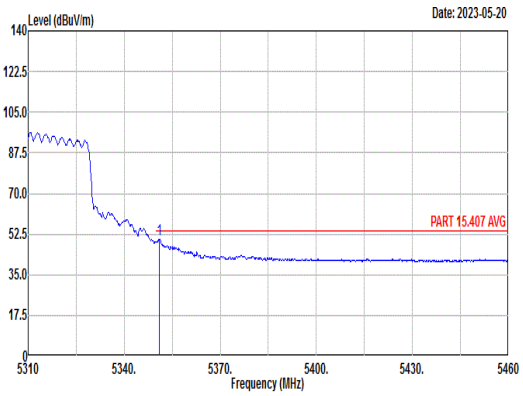 Site : 03CH04-SZ Condition: PART 15.407 AVG 3m HF_ANT_3117(119436) HORIZONTAL : RBW:1000.000kHz VBW:3.000kHz Mode : 22 Setting : MCS0 Powersetting 14.5 Plane : X with Accessory : 861585060047220/861585060047238 Freq Level Limit Line Margin Read Level Ant Factor Cable Loss Preamp Factor APos TPos Remark MHz dBuV/m dBuV/m dBuV dB/m dB dB cm deg 1 5350.95 50.37 54.00 -3.63 38.27 36.06 9.37 33.33 100 153 AVERAGE	Blank

Mode	22	
	Band Edge - L	
	5.25-5.35_UNII 2A_802.11be EHT40_CH62_Full_5310MHz	
ANT	CDD 5+18	
Pol.	Vertical	Fundamental
Peak	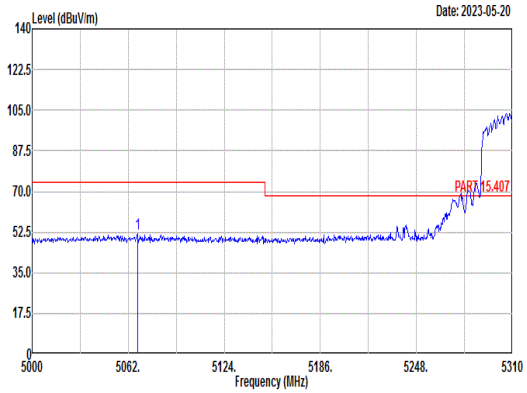 Site : 03CH04-SZ Condition: PART 15.407 3m HF_ANT_3117(119436) VERTICAL : RBW:1000.000kHz VBW:3000.000kHz Mode : 22 Setting : MCS0 Powersetting 14.5 Plane : X with Accessory : 861585060047220/861585060047238 Freq Level Limit Line Margin Read Level Ant Factor Cable Loss Preamp Factor APos TPos Remark MHz dBuV/m dBuV/m dBuV dB/m dB dB cm deg 1 5067.89 51.61 74.00 -22.39 39.88 36.17 8.38 32.82 397 214 PEAK	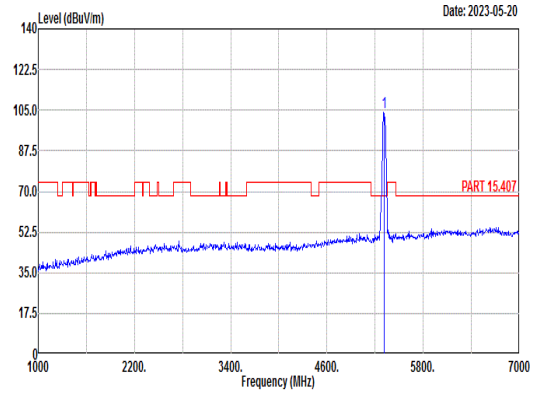 Site : 03CH04-SZ Condition: PART 15.407 3m HF_ANT_3117(119436) VERTICAL : RBW:1000.000kHz VBW:3000.000kHz Mode : 22 Setting : MCS0 Powersetting 14.5 Plane : X with Accessory : 861585060047220/861585060047238 Freq Level Limit Line Margin (dB) Read Level Ant Factor Cable Loss Preamp Factor APos TPos Remark MHz dBuV/m dBuV/m dBuV dB/m dB dB cm deg 1 5310.00 104.34 ------ ------ 92.36 36.08 9.15 33.25 397 214 PEAK
Avg	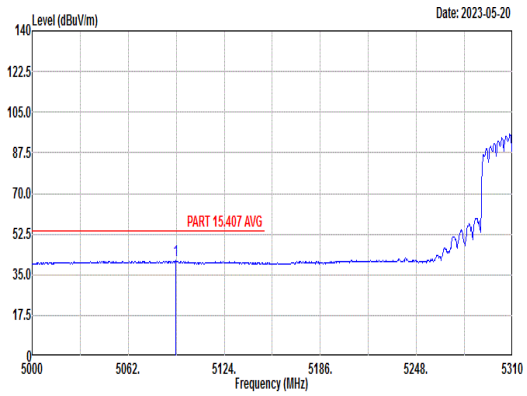 Site : 03CH04-SZ Condition: PART 15.407 AVG 3m HF_ANT_3117(119436) VERTICAL : RBW:1000.000kHz VBW:3.000kHz Mode : 22 Setting : MCS0 Powersetting 14.5 Plane : X with Accessory : 861585060047220/861585060047238 Freq Level Limit Line Margin Read Level Ant Factor Cable Loss Preamp Factor APos TPos Remark MHz dBuV/m dBuV/m dBuV dB/m dB dB cm deg 1 5092.69 41.02 54.00 -12.98 29.30 36.16 8.43 32.87 397 214 AVERAGE	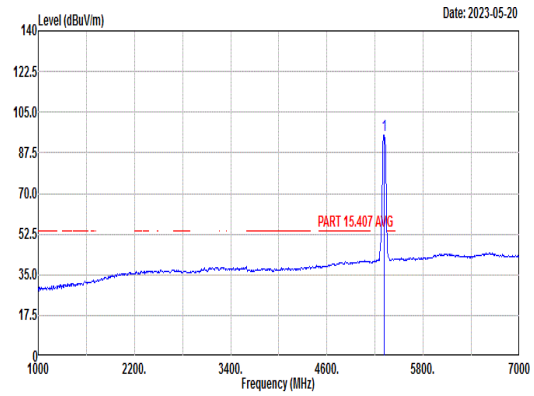 Site : 03CH04-SZ Condition: PART 15.407 AVG 3m HF_ANT_3117(119436) VERTICAL : RBW:1000.000kHz VBW:3.000kHz Mode : 22 Setting : MCS0 Powersetting 14.5 Plane : X with Accessory : 861585060047220/861585060047238 Freq Level Limit Line Margin (dB) Read Level Ant Factor Cable Loss Preamp Factor APos TPos Remark MHz dBuV/m dBuV/m dBuV dB/m dB dB cm deg 1 5310.00 95.28 ------ ------ 83.30 36.08 9.15 33.25 397 214 AVERAGE

Mode	22	
	Band Edge - R	
	5.25-5.35_UNII 2A_802.11be EHT40_CH62_Full_5310MHz	
ANT	CDD 5+18	
Pol.	Vertical	Fundamental
Peak	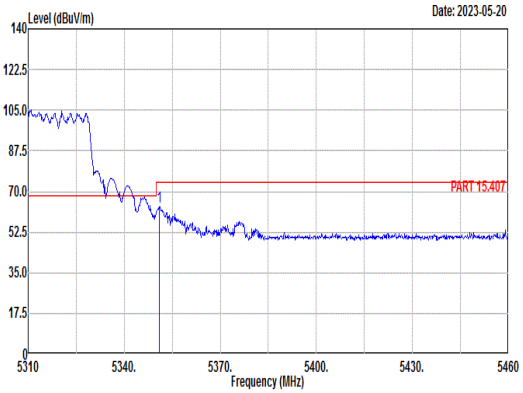 Site : 03CH04-SZ Condition: PART 15.407 3m HF_ANT_3117(119436) VERTICAL : RBW:1000.000kHz VBW:3000.000kHz Mode : 22 Setting : MCS0 Powersetting 14.5 Plane : X with Accessory : 861585060047220/861585060047238 Freq Level Limit Line Margin Read Level Ant Factor Cable Loss Preamp Factor APos TPos Remark MHz dBuV/m dBuV/m dBuV dB/m dB dB cm deg 1 5350.95 63.25 74.00 -10.75 51.15 36.06 9.37 33.33 397 214 PEAK	Blank
Avg	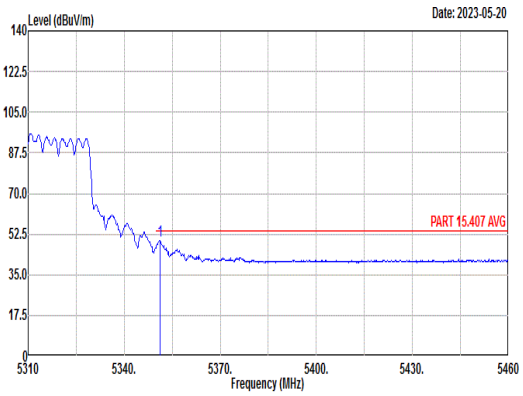 Site : 03CH04-SZ Condition: PART 15.407 AVG 3m HF_ANT_3117(119436) VERTICAL : RBW:1000.000kHz VBW:3.000kHz Mode : 22 Setting : MCS0 Powersetting 14.5 Plane : X with Accessory : 861585060047220/861585060047238 Freq Level Limit Line Margin Read Level Ant Factor Cable Loss Preamp Factor APos TPos Remark MHz dBuV/m dBuV/m dBuV dB/m dB dB cm deg 1 5351.10 49.80 54.00 -4.20 37.70 36.06 9.37 33.33 397 214 AVERAGE	Blank

Mode	22	
	Harmonic	
	5.25-5.35_UNII 2A_802.11be EHT40_CH62_Full_5310MHz	
ANT	CDD 5+18	
Pol.	Horizontal	Vertical
Peak Avg	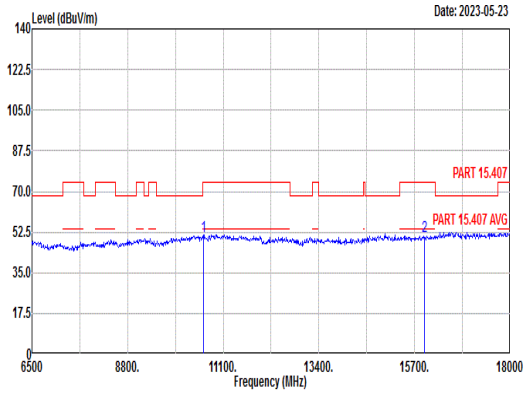 Site : 03CH04-SZ Condition: PART 15.407 3m HF_ANT_3117(119436) HORIZONTAL Mode : 22 Setting : MCS0 Power setting 14.5 Plane : X with Accessories : 861585060047220/861585060047238 1 10620.00 50.95 74.00 -23.05 48.78 37.17 12.25 47.25 --- --- Peak 2 15930.00 50.80 74.00 -23.20 44.77 41.74 14.76 50.47 --- --- Peak	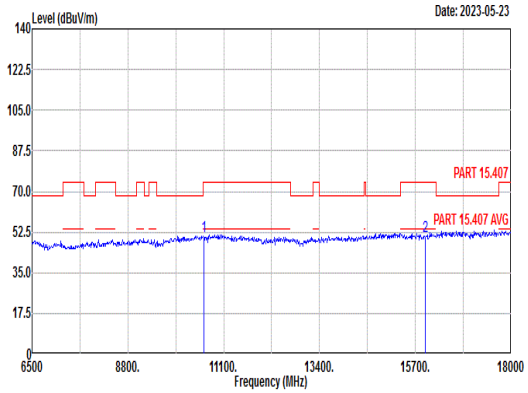 Site : 03CH04-SZ Condition: PART 15.407 3m HF_ANT_3117(119436) VERTICAL Mode : 22 Setting : MCS0 Power setting 14.5 Plane : X with Accessories : 861585060047220/861585060047238 1 10620.00 50.72 74.00 -23.28 48.55 37.17 12.25 47.25 --- --- Peak 2 15930.00 50.77 74.00 -23.23 44.74 41.74 14.76 50.47 --- --- Peak

Mode	23	
	Band Edge - L	
	5.47-5.725_UNII 2C_802.11be EHT40_CH102_Full_5510MHz	
ANT	CDD 5+18	
Pol.	Horizontal	Fundamental
Peak	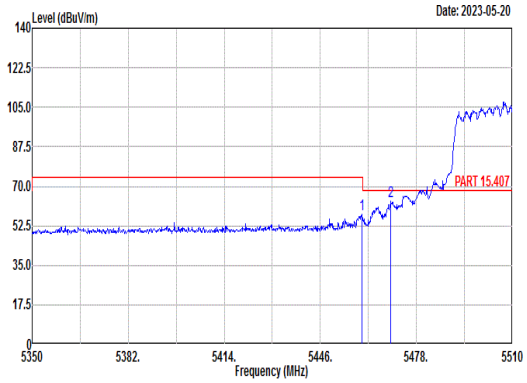 Site : 03CH04-SZ Condition: PART 15.407 3m HF_ANT_3117(119436) HORIZONTAL : RBW:1000.000kHz VBW:3000.000kHz Mode : 23 Setting : MCS0 Powersetting 12.5 Plane : X with Accessory : 861585060047220/861585060047238 Freq Level Limit Line Margin (dB) Read Level Ant Factor Cable Loss Preamp Factor APos TPos Remark MHz dBuV/m dBuV/m dBuV dB/m dB dB cm deg 1 5459.76 57.36 74.00 -16.64 45.18 36.02 9.69 33.53 113 51 PEAK 2 5469.52 63.41 68.30 -4.89 51.26 36.01 9.69 33.55 113 51 PEAK	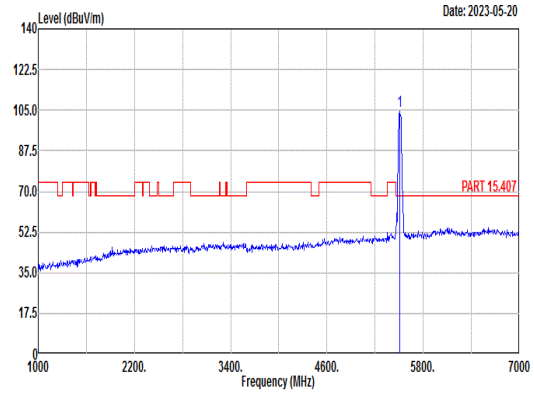 Site : 03CH04-SZ Condition: PART 15.407 3m HF_ANT_3117(119436) HORIZONTAL : RBW:1000.000kHz VBW:3000.000kHz Mode : 23 Setting : MCS0 Powersetting 12.5 Plane : X with Accessory : 861585060047220/861585060047238 Freq Level Limit Line Margin (dB) Read Level Ant Factor Cable Loss Preamp Factor APos TPos Remark MHz dBuV/m dBuV/m ------ ------ dBuV dB/m dB dB cm deg 1 5510.00 104.52 ------ ------ 92.40 36.01 9.71 33.60 113 51 PEAK
Avg	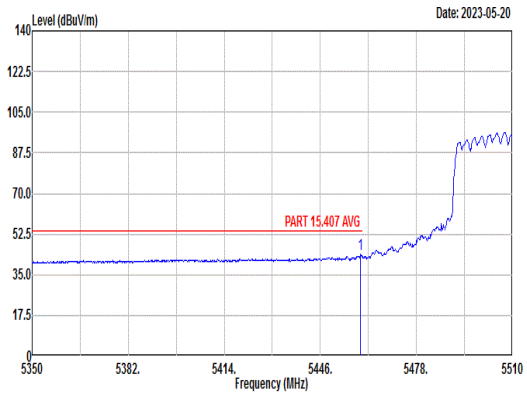 Site : 03CH04-SZ Condition: PART 15.407 AVG 3m HF_ANT_3117(119436) HORIZONTAL : RBW:1000.000kHz VBW:3.000kHz Mode : 23 Setting : MCS0 Powersetting 12.5 Plane : X with Accessory : 861585060047220/861585060047238 Freq Level Limit Line Margin (dB) Read Level Ant Factor Cable Loss Preamp Factor APos TPos Remark MHz dBuV/m dBuV/m dBuV dB/m dB dB cm deg 1 5459.44 43.94 54.00 -10.06 31.76 36.02 9.69 33.53 113 51 AVERAGE	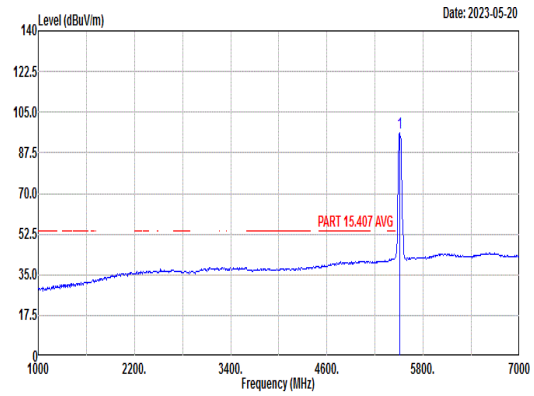 Site : 03CH04-SZ Condition: PART 15.407 AVG 3m HF_ANT_3117(119436) HORIZONTAL : RBW:1000.000kHz VBW:3.000kHz Mode : 23 Setting : MCS0 Powersetting 12.5 Plane : X with Accessory : 861585060047220/861585060047238 Freq Level Limit Line Margin (dB) Read Level Ant Factor Cable Loss Preamp Factor APos TPos Remark MHz dBuV/m dBuV/m ------ ------ dBuV dB/m dB dB cm deg 1 5510.00 96.06 ------ ------ 83.94 36.01 9.71 33.60 113 51 AVERAGE

Mode	23	
	Band Edge - R	
	5.47-5.725_UNII 2C_802.11be EHT40_CH102_Full_5510MHz	
ANT	CDD 5+18	
Pol.	Horizontal	Fundamental
Peak	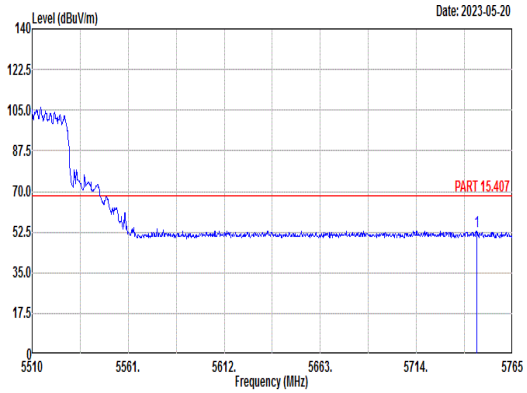 Site : 03CH04-SZ Condition: PART 15.407 3m HF_ANT_3117(119436) HORIZONTAL : RBW:1000.000kHz VBW:3000.000kHz Mode : 23 Setting : MCS0 Powersetting 12.5 Plane : X with Accessory : 861585060047220/861585060047238 Freq Level Limit Line Margin (dB) Read Level Ant Factor Cable Loss Preamp Factor APos TPos Remark MHz dBuV/m dBuV/m dBuV dB/m dB dB cm deg 1 5746.13 52.93 68.30 -15.37 39.98 36.34 10.06 33.45 113 51 PEAK	Blank

Mode	23
	Band Edge - L
	5.47-5.725_UNII 2C_802.11be EHT40_CH102_Full_5510MHz
ANT	CDD 5+18

Pol.	Vertical	Fundamental
Peak	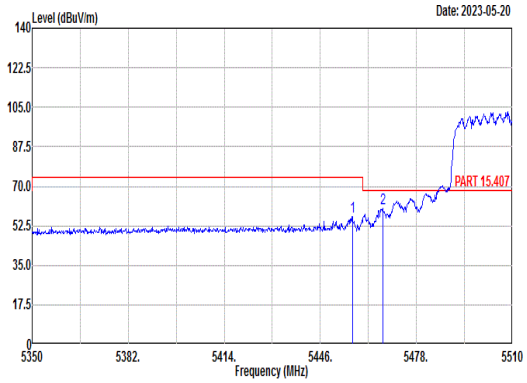 Site : 03CH04-SZ Condition: PART 15.407 3m HF_ANT_3117(119436) VERTICAL : RBW:1000.000kHz VBW:3000.000kHz Mode : 23 Setting : MCS0 Powersetting 12.5 Plane : X with Accessory : 861585060047220/861585060047238 Freq Level Limit Line Margin (dB) Read Level Ant Factor Cable Loss Preamp Factor APos TPos Remark MHz dBuV/m dBuV/m dBuV dB/m dB dB cm deg 1 5456.72 56.45 74.00 -17.55 44.26 36.02 9.69 33.52 327 216 PEAK 2 5466.80 60.14 68.30 -8.16 47.98 36.01 9.69 33.54 327 216 PEAK	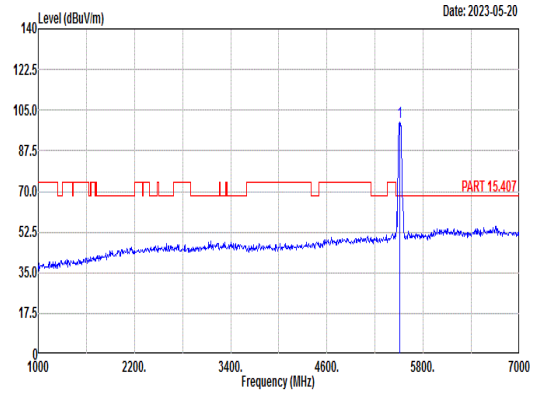 Site : 03CH04-SZ Condition: PART 15.407 3m HF_ANT_3117(119436) VERTICAL : RBW:1000.000kHz VBW:3000.000kHz Mode : 23 Setting : MCS0 Powersetting 12.5 Plane : X with Accessory : 861585060047220/861585060047238 Freq Level Limit Line Margin (dB) Read Level Ant Factor Cable Loss Preamp Factor APos TPos Remark MHz dBuV/m dBuV/m dBuV dB/m dB dB cm deg 1 5510.00 99.80 ------ ------ 87.66 36.02 9.71 33.59 327 216 PEAK
Avg	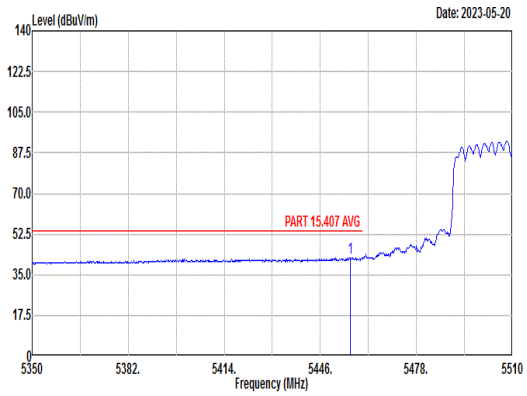 Site : 03CH04-SZ Condition: PART 15.407 AVG 3m HF_ANT_3117(119436) VERTICAL : RBW:1000.000kHz VBW:3.000kHz Mode : 23 Setting : MCS0 Powersetting 12.5 Plane : X with Accessory : 861585060047220/861585060047238 Freq Level Limit Line Margin (dB) Read Level Ant Factor Cable Loss Preamp Factor APos TPos Remark MHz dBuV/m dBuV/m dBuV dB/m dB dB cm deg 1 5455.92 42.47 54.00 -11.53 30.28 36.02 9.69 33.52 327 216 AVERAGE	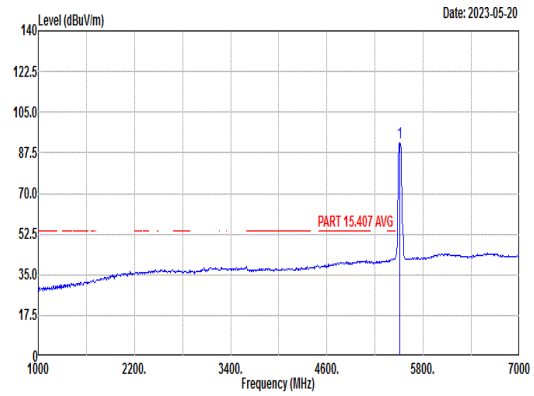 Site : 03CH04-SZ Condition: PART 15.407 AVG 3m HF_ANT_3117(119436) VERTICAL : RBW:1000.000kHz VBW:3.000kHz Mode : 23 Setting : MCS0 Powersetting 12.5 Plane : X with Accessory : 861585060047220/861585060047238 Freq Level Limit Line Margin (dB) Read Level Ant Factor Cable Loss Preamp Factor APos TPos Remark MHz dBuV/m dBuV/m dBuV dB/m dB dB cm deg 1 5510.00 92.16 ------ ------ 80.02 36.02 9.71 33.59 327 216 AVERAGE

Mode	23	
	Band Edge - R	
	5.47-5.725_UNII 2C_802.11be EHT40_CH102_Full_5510MHz	
ANT	CDD 5+18	
Pol.	Vertical	Fundamental
Peak	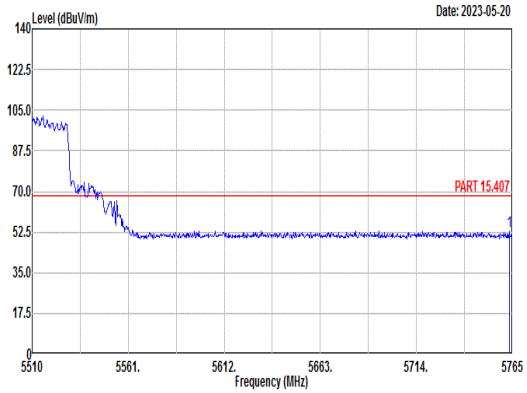 Site : 03CH04-SZ Condition: PART 15.407 3m HF_ANT_3117(119436) VERTICAL : RBW:1000.000kHz VBW:3000.000kHz Mode : 23 Setting : MCS0 Powersetting 12.5 Plane : X with Accessory : 861585060047220/861585060047238 Freq Level Limit Line Margin (dB) Read Level Ant Factor Cable Loss Preamp Factor APos TPos Remark MHz dBuV/m dBuV/m dBuV dB/m dB dB cm deg 1 5763.22 52.78 68.30 -15.52 39.75 36.37 10.10 33.44 327 216 PEAK	Blank

Mode	23	
	Harmonic	
	5.47-5.725_UNII 2C_802.11be EHT40_CH102_Full_5510MHz	
ANT	CDD 5+18	
Pol.	Horizontal	Vertical
Peak Avg	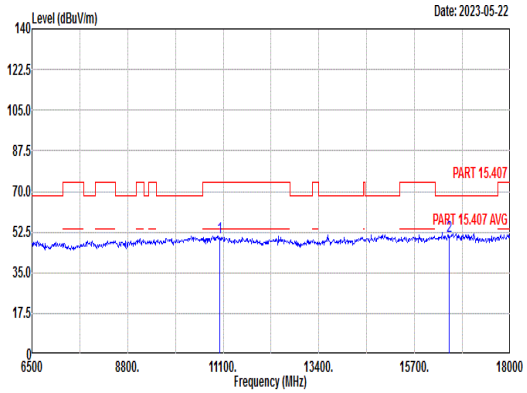 Site : 03CH04-SZ Condition: PART 15.407 3m HF_ANT_3117(119436) HORIZONTAL Mode : 23 Setting : MCS0 Power setting 12.5 Plane : X with Accessories : 861585060047220/861585060047238 Freq Level Limit Line Margin Read Level Ant Factor Cable Loss Preamp Factor APos TPos Remark MHz dBuV/m dBuV/m dB dBuV dB/m dB dB cm deg 1 11020.00 50.33 74.00 -23.67 47.55 37.41 12.54 47.17 --- --- Peak 2 16530.00 50.85 68.30 -17.45 42.43 43.34 15.19 50.11 --- --- Peak	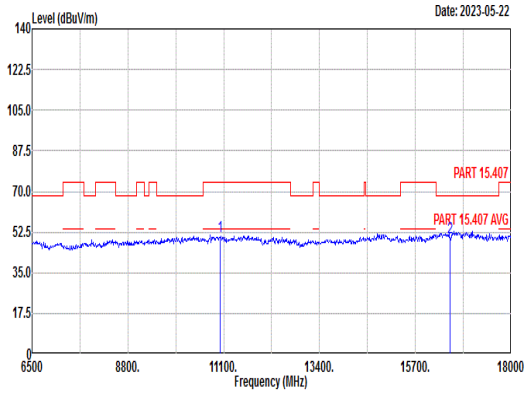 Site : 03CH04-SZ Condition: PART 15.407 3m HF_ANT_3117(119436) VERTICAL Mode : 23 Setting : MCS0 Power setting 12.5 Plane : X with Accessories : 861585060047220/861585060047238 Freq Level Limit Line Margin Read Level Ant Factor Cable Loss Preamp Factor APos TPos Remark MHz dBuV/m dBuV/m dB dBuV dB/m dB dB cm deg 1 11020.00 50.49 74.00 -23.51 47.71 37.41 12.54 47.17 --- --- Peak 2 16530.00 50.02 68.30 -18.28 41.60 43.34 15.19 50.11 --- --- Peak

Mode	24	
	Harmonic	
	5.47-5.725_UNII 2C_802.11be EHT40_CH110_Full_5550MHz	
ANT	CDD 5+18	
Pol.	Horizontal	Vertical
Peak Avg	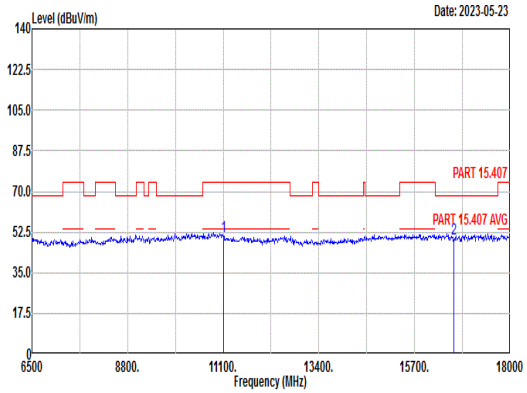 Site : 03CH04-SZ Condition: PART 15.407 3m HF_ANT_3117(119436) HORIZONTAL Mode : 24 Setting : MCS0 Power setting 12.5 Plane : X with Accessories : 861585060047220/861585060047238 Freq Level Limit Line Margin Read Level Ant Factor Cable Loss Preamp Factor APos TPos Remark MHz dBuV/m dBuV/m dB dBuV dB/m dB dB cm deg 1 11100.00 50.92 74.00 -23.08 48.33 37.46 12.59 47.46 --- --- Peak 2 16650.00 49.47 68.30 -18.83 41.47 43.67 15.28 50.95 --- --- Peak	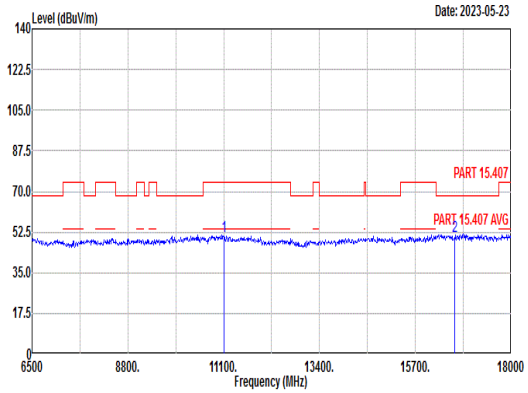 Site : 03CH04-SZ Condition: PART 15.407 3m HF_ANT_3117(119436) VERTICAL Mode : 24 Setting : MCS0 Power setting 12.5 Plane : X with Accessories : 861585060047220/861585060047238 Freq Level Limit Line Margin Read Level Ant Factor Cable Loss Preamp Factor APos TPos Remark MHz dBuV/m dBuV/m dB dBuV dB/m dB dB cm deg 1 11100.00 50.72 74.00 -23.28 48.13 37.46 12.59 47.46 --- --- Peak 2 16650.00 50.95 68.30 -17.35 42.95 43.67 15.28 50.95 --- --- Peak

Mode	25	
	Band Edge - L	
	5.47-5.725_UNII 2C_802.11be EHT40_CH134_Full_5670MHz	
ANT	CDD 5+18	
Pol.	Horizontal	Fundamental
Peak	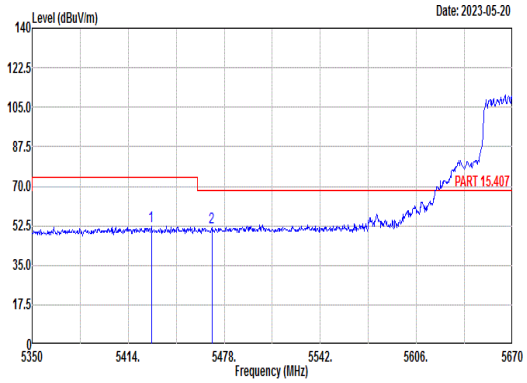 Site : 03CH04-SZ Condition: PART 15.407 3m HF_ANT_3117(119436) HORIZONTAL : RBW:1000.000kHz VBW:3000.000kHz Mode : 25 Setting : MCS0 Powersetting 12.5 Plane : X with Accessories : 861585060047220/861585060047238 Freq Level Limit Line Margin (dB) Read Level Ant Factor Cable Loss Preamp Factor APos TPos Remark MHz dBuV/m dBuV/m dBuV dB/m dB dB cm deg 1 5429.36 52.31 74.00 -21.69 40.08 36.03 9.67 33.47 100 301 PEAK 2 5469.68 51.59 68.30 -16.71 39.44 36.01 9.69 33.55 100 301 PEAK	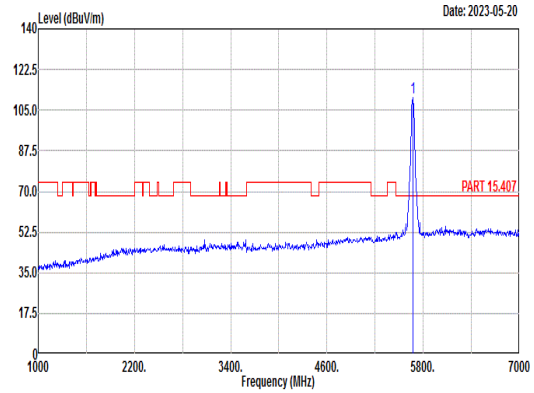 Site : 03CH04-SZ Condition: PART 15.407 3m HF_ANT_3117(119436) HORIZONTAL : RBW:1000.000kHz VBW:3000.000kHz Mode : 25 Setting : MCS0 Powersetting 12.5 Plane : X with Accessories : 861585060047220/861585060047238 Freq Level Limit Line Margin (dB) Read Level Ant Factor Cable Loss Preamp Factor APos TPos Remark MHz dBuV/m dBuV/m ------ ------ dBuV dB/m dB dB cm deg 1 5670.00 110.51 ------ ------ 97.87 36.24 9.90 33.50 100 301 PEAK
Avg	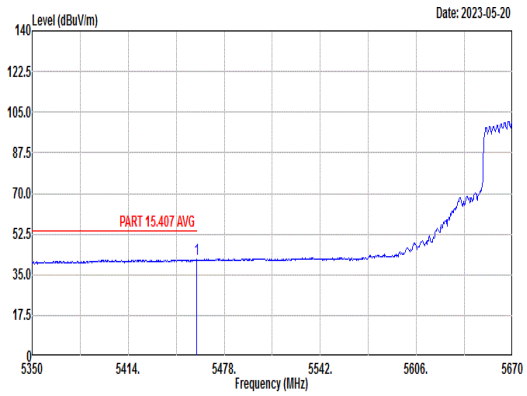 Site : 03CH04-SZ Condition: PART 15.407 AVG 3m HF_ANT_3117(119436) HORIZONTAL : RBW:1000.000kHz VBW:3.000kHz Mode : 25 Setting : MCS0 Powersetting 12.5 Plane : X with Accessories : 861585060047220/861585060047238 Freq Level Limit Line Margin (dB) Read Level Ant Factor Cable Loss Preamp Factor APos TPos Remark MHz dBuV/m dBuV/m dBuV dB/m dB dB cm deg 1 5459.44 41.48 54.00 -12.52 29.30 36.02 9.69 33.53 100 301 AVERAGE	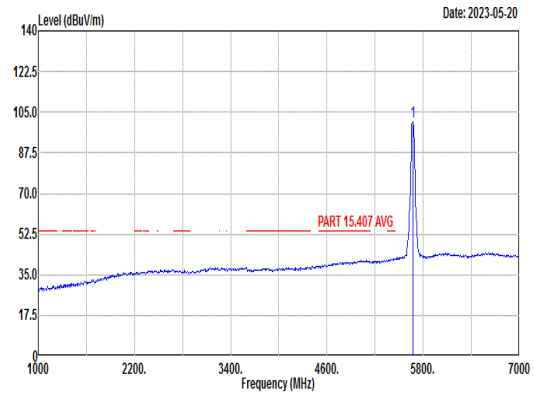 Site : 03CH04-SZ Condition: PART 15.407 AVG 3m HF_ANT_3117(119436) HORIZONTAL : RBW:1000.000kHz VBW:3.000kHz Mode : 25 Setting : MCS0 Powersetting 12.5 Plane : X with Accessories : 861585060047220/861585060047238 Freq Level Limit Line Margin (dB) Read Level Ant Factor Cable Loss Preamp Factor APos TPos Remark MHz dBuV/m dBuV/m ------ ------ dBuV dB/m dB dB cm deg 1 5670.00 100.88 ------ ------ 88.24 36.24 9.90 33.50 100 301 AVERAGE

Mode	25	
	Band Edge - R	
	5.47-5.725_UNII 2C_802.11be EHT40_CH134_Full_5670MHz	
ANT	CDD 5+18	
Pol.	Horizontal	Fundamental
Peak	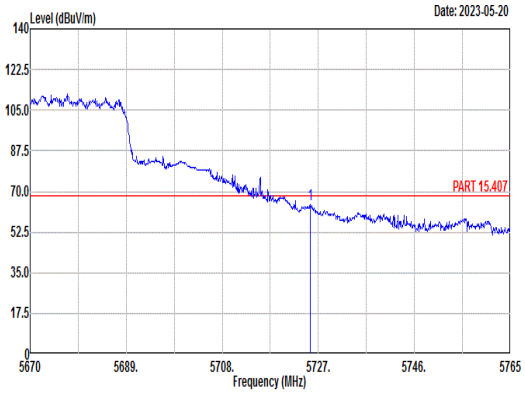 Site : 03CH04-SZ Condition: PART 15.407 3m HF_ANT_3117(119436) HORIZONTAL : RBW:1000.000kHz VBW:3000.000kHz Mode : 25 Setting : MCS0 Powersetting 12.5 Plane : X with Accessories : 861585060047220/861585060047238 Freq Level Limit Line Margin (dB) Read Level Ant Factor Cable Loss Preamp Factor APos TPos Remark MHz dBuV/m dBuV/m dBuV dB/m dB dB cm deg 1 5725.48 64.33 68.30 -3.97 51.45 36.32 10.02 33.46 100 301 PEAK	Blank

Mode	25	
	Band Edge - L	
	5.47-5.725_UNII 2C_802.11be EHT40_CH134_Full_5670MHz	
ANT	CDD 5+18	
Pol.	Vertical	Fundamental
Peak	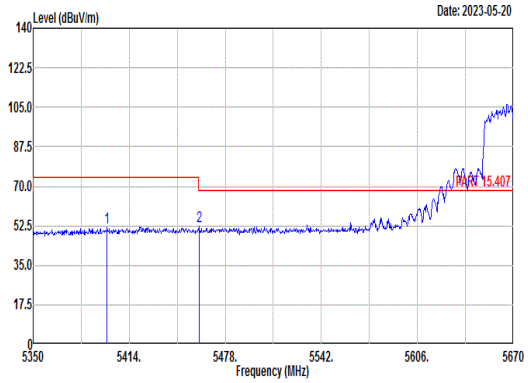 Site : 03CH04-SZ Condition: PART 15.407 3m HF_ANT_3117(119436) VERTICAL : RBW:1000.000kHz VBW:3000.000kHz Mode : 25 Setting : MCS0 Powersetting 12.5 Plane : X with Accessories : 861585060047220/861585060047238 Freq Level Limit Line Margin (dB) Read Level Ant Factor Cable Loss Preamp Factor APos TPos Remark MHz dBuV/m dBuV/m dBuV dB/m dB dB cm deg 1 5399.28 52.02 74.00 -21.98 39.78 36.04 9.62 33.42 338 204 PEAK 2 5460.40 52.20 68.30 -16.10 40.02 36.02 9.69 33.53 338 204 PEAK	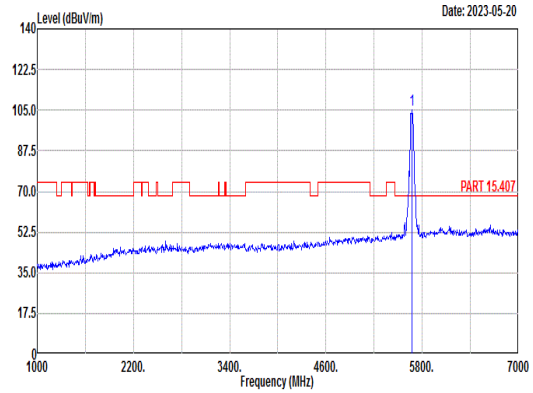 Site : 03CH04-SZ Condition: PART 15.407 3m HF_ANT_3117(119436) VERTICAL : RBW:1000.000kHz VBW:3000.000kHz Mode : 25 Setting : MCS0 Powersetting 12.5 Plane : X with Accessories : 861585060047220/861585060047238 Freq Level Limit Line Margin (dB) Read Level Ant Factor Cable Loss Preamp Factor APos TPos Remark MHz dBuV/m dBuV/m dBuV dB/m dB dB cm deg 1 5670.00 104.92 ------ ------ 92.27 36.24 9.91 33.50 338 204 PEAK
Avg	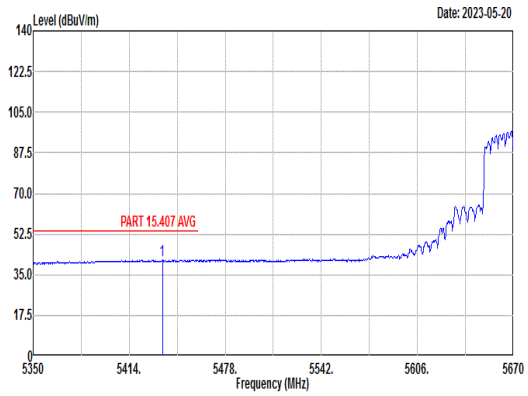 Site : 03CH04-SZ Condition: PART 15.407 AVG 3m HF_ANT_3117(119436) VERTICAL : RBW:1000.000kHz VBW:3.000kHz Mode : 25 Setting : MCS0 Powersetting 12.5 Plane : X with Accessories : 861585060047220/861585060047238 Freq Level Limit Line Margin (dB) Read Level Ant Factor Cable Loss Preamp Factor APos TPos Remark MHz dBuV/m dBuV/m dBuV dB/m dB dB cm deg 1 5436.08 41.27 54.00 -12.73 29.05 36.03 9.67 33.48 338 204 AVERAGE	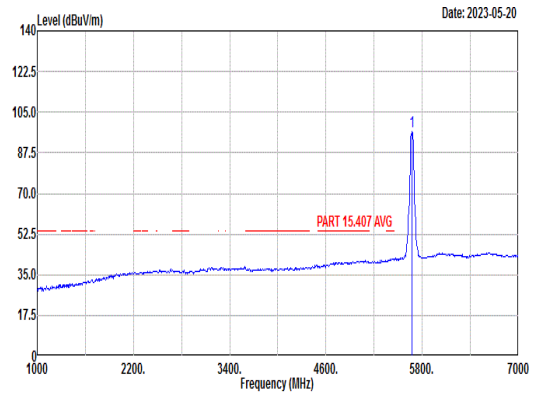 Site : 03CH04-SZ Condition: PART 15.407 AVG 3m HF_ANT_3117(119436) VERTICAL : RBW:1000.000kHz VBW:3.000kHz Mode : 25 Setting : MCS0 Powersetting 12.5 Plane : X with Accessories : 861585060047220/861585060047238 Freq Level Limit Line Margin (dB) Read Level Ant Factor Cable Loss Preamp Factor APos TPos Remark MHz dBuV/m dBuV/m dBuV dB/m dB dB cm deg 1 5670.00 96.65 ------ ------ 84.00 36.24 9.91 33.50 338 204 AVERAGE

Mode	25	
	Band Edge - R	
	5.47-5.725_UNII 2C_802.11be EHT40_CH134_Full_5670MHz	
ANT	CDD 5+18	
Pol.	Vertical	Fundamental
Peak	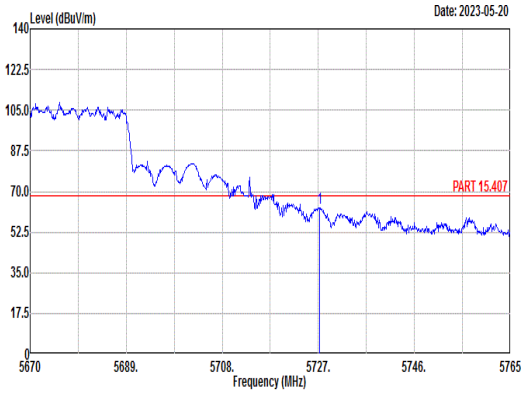 Site : 03CH04-SZ Condition: PART 15.407 3m HF_ANT_3117(119436) VERTICAL : RBW:1000.000kHz VBW:3000.000kHz Mode : 25 Setting : MCS0 Powersetting 12.5 Plane : X with Accessories : 861585060047220/861585060047238 Freq Level Limit Line Margin (dB) Read Level Ant Factor Cable Loss Preamp Factor APos TPos Remark MHz dBuV/m dBuV/m dBuV dB/m dB dB cm deg 1 5727.29 63.07 68.30 -5.23 50.19 36.32 10.02 33.46 338 204 PEAK	Blank

Mode	25	
	Harmonic	
	5.47-5.725_UNII 2C_802.11be EHT40_CH134_Full_5670MHz	
ANT	CDD 5+18	
Pol.	Horizontal	Vertical
Peak Avg	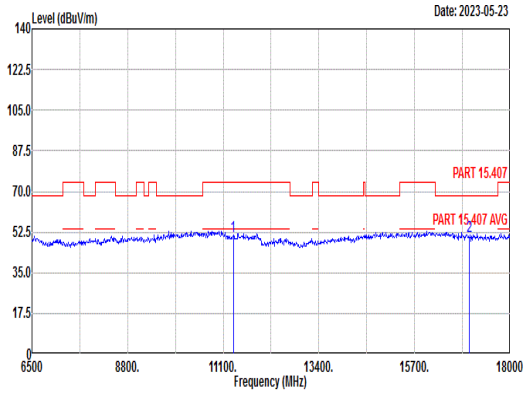 Site : 03CH04-SZ Condition: PART 15.407 3m HF_ANT_3117(119436) HORIZONTAL Mode : 25 Setting : MCS0 Power setting 12.5 Plane : X with Accessories : 861585060047220/861585060047238 Freq Level Limit Line Margin Read Level Ant Factor Cable Loss Preamp Factor APos TPos Remark MHz dBuV/m dBuV/m dB dBuV dB/m dB dB cm deg 1 11340.00 50.98 74.00 -23.02 48.93 37.60 12.77 48.32 --- --- Peak 2 17010.00 50.50 68.30 -17.80 43.81 44.56 15.55 53.42 --- --- Peak	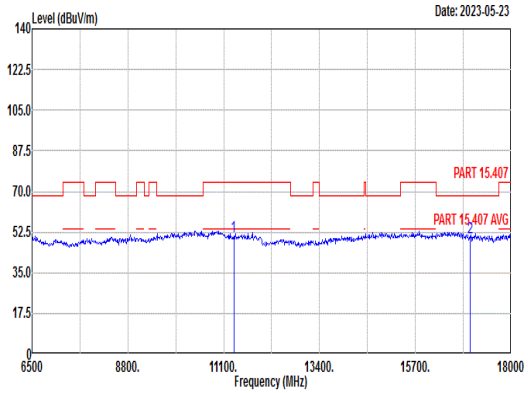 Site : 03CH04-SZ Condition: PART 15.407 3m HF_ANT_3117(119436) VERTICAL Mode : 25 Setting : MCS0 Power setting 12.5 Plane : X with Accessories : 861585060047220/861585060047238 Freq Level Limit Line Margin Read Level Ant Factor Cable Loss Preamp Factor APos TPos Remark MHz dBuV/m dBuV/m dB dBuV dB/m dB dB cm deg 1 11340.00 50.92 74.00 -23.08 48.87 37.60 12.77 48.32 --- --- Peak 2 17010.00 50.24 68.30 -18.06 43.55 44.56 15.55 53.42 --- --- Peak

Mode	26
	Band Edge - L
	5.15-5.25_UNII 1_802.11be EHT80_CH42_Full_5210MHz
ANT	CDD 5+18

Pol.	Horizontal	Fundamental
Peak	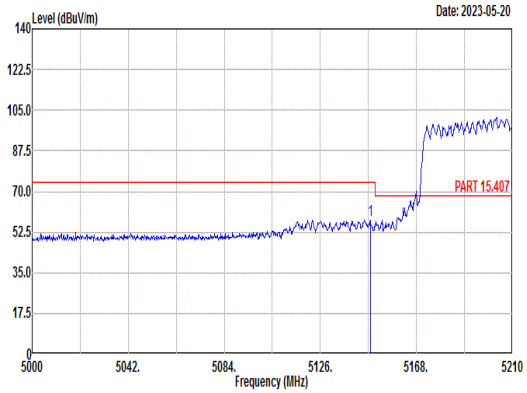 Site : 03CH04-SZ Condition: PART 15.407 3m HF_ANT_3117(119436) HORIZONTAL : RBW:1000.000kHz VBW:3000.000kHz Mode : 26 Setting : MCS0 Powersetting 12.5 Plane : X with Accessories : 861585060047220/861585060047238 Freq Level Limit Line Margin Read Level Ant Factor Cable Loss Preamp Factor APos TPos Remark MHz dBuV/m dBuV/m dBuV dB/m dB dB cm deg 1 5147.84 57.60 74.00 -16.40 45.90 36.14 8.53 32.97 106 299 PEAK	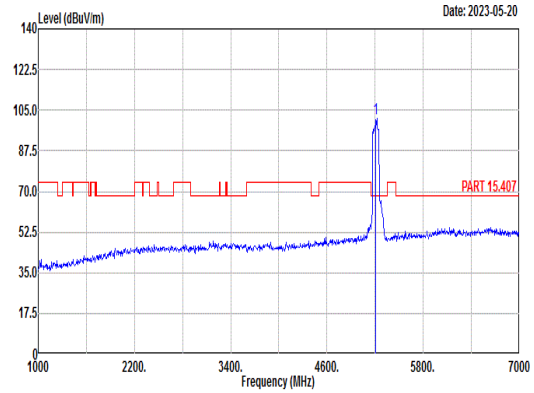 Site : 03CH04-SZ Condition: PART 15.407 3m HF_ANT_3117(119436) HORIZONTAL : RBW:1000.000kHz VBW:3000.000kHz Mode : 26 Setting : MCS0 Powersetting 12.5 Plane : X with Accessories : 861585060047220/861585060047238 Freq Level Limit Line Margin (dB) Read Level Ant Factor Cable Loss Preamp Factor APos TPos Remark MHz dBuV/m dBuV/m dBuV dB/m dB dB cm deg 1 5210.00 101.54 ------ ------ 89.82 36.11 8.71 33.10 106 299 PEAK
Avg	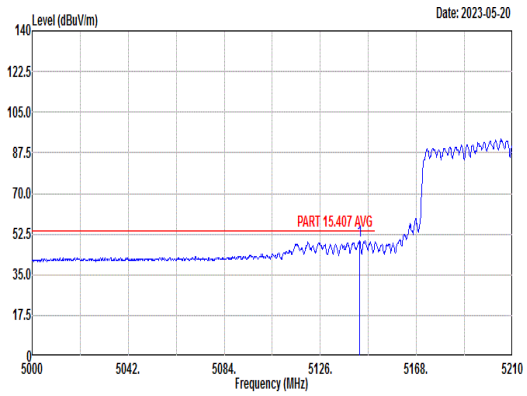 Site : 03CH04-SZ Condition: PART 15.407 AVG 3m HF_ANT_3117(119436) HORIZONTAL : RBW:1000.000kHz VBW:10.000kHz Mode : 26 Setting : MCS0 Powersetting 12.5 Plane : X with Accessories : 861585060047220/861585060047238 Freq Level Limit Line Margin Read Level Ant Factor Cable Loss Preamp Factor APos TPos Remark MHz dBuV/m dBuV/m dBuV dB/m dB dB cm deg 1 5143.22 49.76 54.00 -4.24 38.06 36.14 8.52 32.96 106 299 AVERAGE	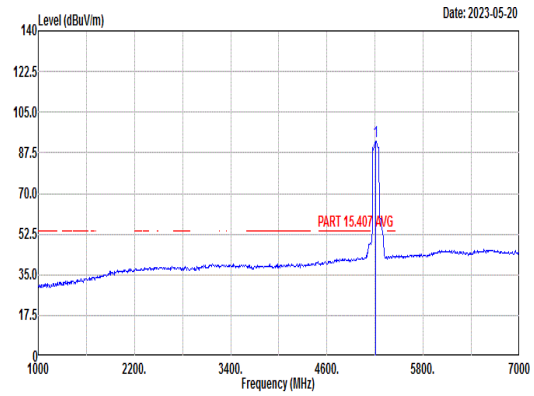 Site : 03CH04-SZ Condition: PART 15.407 AVG 3m HF_ANT_3117(119436) HORIZONTAL : RBW:1000.000kHz VBW:10.000kHz Mode : 26 Setting : MCS0 Powersetting 12.5 Plane : X with Accessories : 861585060047220/861585060047238 Freq Level Limit Line Margin (dB) Read Level Ant Factor Cable Loss Preamp Factor APos TPos Remark MHz dBuV/m dBuV/m dBuV dB/m dB dB cm deg 1 5210.00 92.47 ------ ------ 80.78 36.12 8.64 33.07 106 299 AVERAGE

Mode	26	
	Band Edge - R	
	5.15-5.25_UNII 1_802.11be EHT80_CH42_Full_5210MHz	
ANT	CDD 5+18	
Pol.	Horizontal	Fundamental
Peak	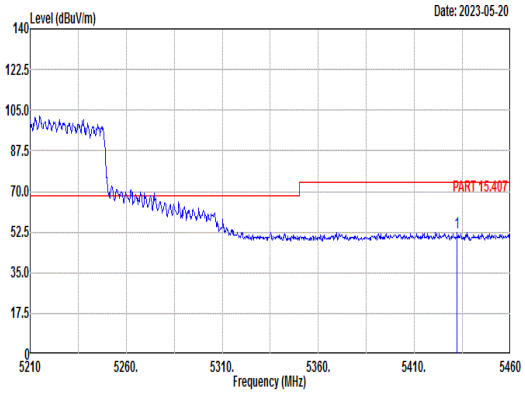 Site : 03CH04-SZ Condition: PART 15.407 3m HF_ANT_3117(119436) HORIZONTAL : RBW:1000.000kHz VBW:3000.000kHz Mode : 26 Setting : MCS0 Powersetting 12.5 Plane : X with Accessories : 861585060047220/861585060047238 Freq Level Limit Line Margin Read Level Ant Factor Cable Loss Preamp Factor APos TPos Remark MHz dBuV/m dBuV/m dBuV dB/m dB dB cm deg 1 5432.25 52.55 74.00 -21.45 40.33 36.03 9.67 33.48 106 299 PEAK	Blank
Avg	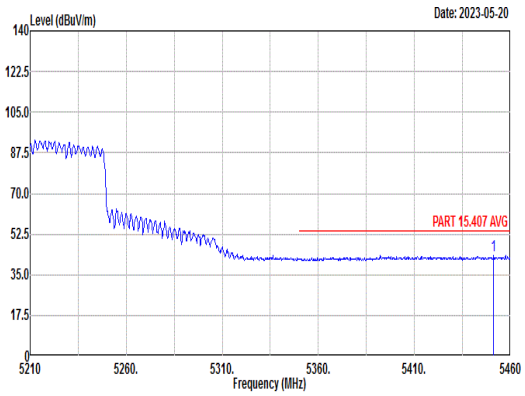 Site : 03CH04-SZ Condition: PART 15.407 AVG 3m HF_ANT_3117(119436) HORIZONTAL : RBW:1000.000kHz VBW:10.000kHz Mode : 26 Setting : MCS0 Powersetting 12.5 Plane : X with Accessories : 861585060047220/861585060047238 Freq Level Limit Line Margin Read Level Ant Factor Cable Loss Preamp Factor APos TPos Remark MHz dBuV/m dBuV/m dBuV dB/m dB dB cm deg 1 5451.25 43.29 54.00 -10.71 31.10 36.02 9.68 33.51 106 299 AVERAGE	Blank

Mode	26	
	Band Edge - L	
	5.15-5.25_UNII 1_802.11be EHT80_CH42_Full_5210MHz	
ANT	CDD 5+18	
Pol.	Vertical	Fundamental
Peak	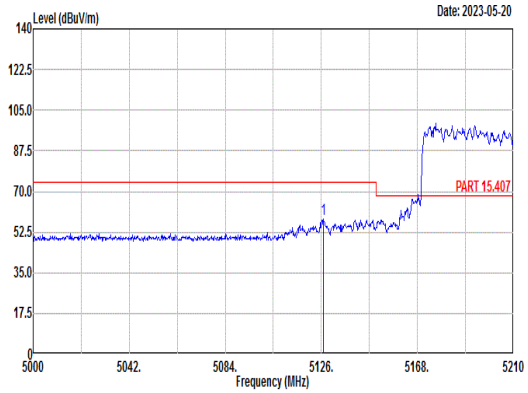 Site : 03CH04-SZ Condition: PART 15.407 3m HF_ANT_3117(119436) VERTICAL : RBW:1000.000kHz VBW:3000.000kHz Mode : 26 Setting : MCS0 Powersetting 12.5 Plane : X with Accessories : 861585060047220/861585060047238 Freq Level Limit Line Margin Read Level Ant Factor Cable Loss Preamp Factor APos TPos Remark MHz dBuV/m dBuV/m dBuV dB/m dB dB cm deg 1 5126.84 58.00 74.00 -16.00 46.29 36.15 8.49 32.93 400 201 PEAK	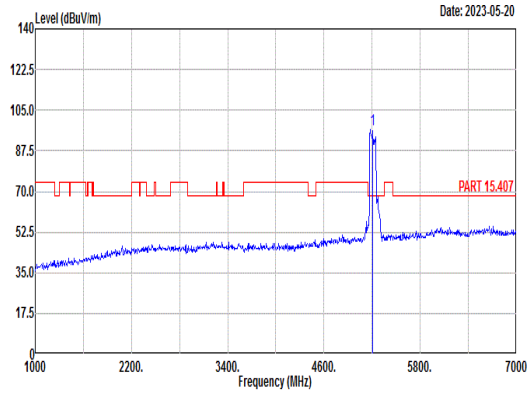 Site : 03CH04-SZ Condition: PART 15.407 3m HF_ANT_3117(119436) VERTICAL : RBW:1000.000kHz VBW:3000.000kHz Mode : 26 Setting : MCS0 Powersetting 12.5 Plane : X with Accessories : 861585060047220/861585060047238 Freq Level Limit Line Margin (dB) Read Level Ant Factor Cable Loss Preamp Factor APos TPos Remark MHz dBuV/m dBuV/m dBuV dB/m dB dB cm deg 1 5210.00 96.71 ------ ------ 85.02 36.13 8.58 33.02 400 201 PEAK
Avg	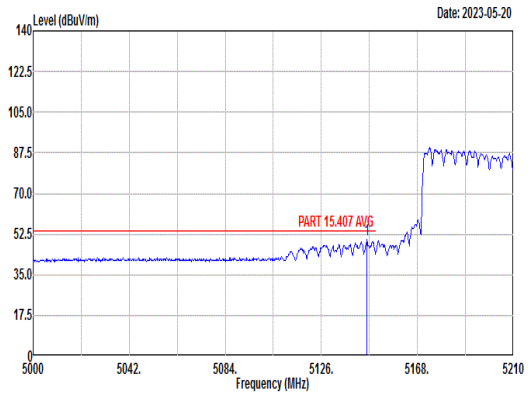 Site : 03CH04-SZ Condition: PART 15.407 AVG 3m HF_ANT_3117(119436) VERTICAL : RBW:1000.000kHz VBW:10.000kHz Mode : 26 Setting : MCS0 Powersetting 12.5 Plane : X with Accessories : 861585060047220/861585060047238 Freq Level Limit Line Margin Read Level Ant Factor Cable Loss Preamp Factor APos TPos Remark MHz dBuV/m dBuV/m dBuV dB/m dB dB cm deg 1 5145.95 50.00 54.00 -4.00 38.29 36.14 8.53 32.96 400 201 AVERAGE	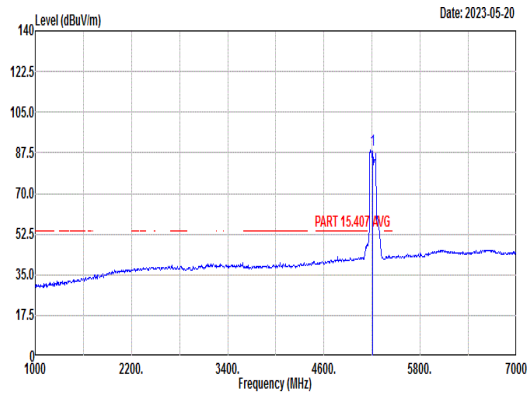 Site : 03CH04-SZ Condition: PART 15.407 AVG 3m HF_ANT_3117(119436) VERTICAL : RBW:1000.000kHz VBW:10.000kHz Mode : 26 Setting : MCS0 Powersetting 12.5 Plane : X with Accessories : 861585060047220/861585060047238 Freq Level Limit Line Margin (dB) Read Level Ant Factor Cable Loss Preamp Factor APos TPos Remark MHz dBuV/m dBuV/m dBuV dB/m dB dB cm deg 1 5210.00 88.56 ------ ------ 76.87 36.13 8.58 33.02 400 201 AVERAGE

Mode	26	
	Band Edge - R	
	5.15-5.25_UNII 1_802.11be EHT80_CH42_Full_5210MHz	
ANT	CDD 5+18	
Pol.	Vertical	Fundamental
Peak	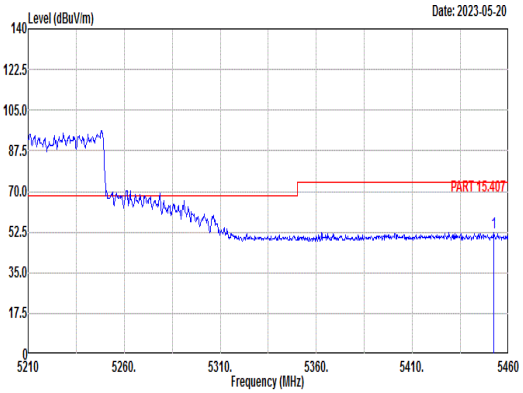 Site : 03CH04-SZ Condition: PART 15.407 3m HF_ANT_3117(119436) VERTICAL : RBW:1000.000kHz VBW:3000.000kHz Mode : 26 Setting : MCS0 Powersetting 12.5 Plane : X with Accessories : 861585060047220/861585060047238 Freq Level Limit Line Margin Read Level Ant Factor Cable Loss Preamp Factor APos TPos Remark MHz dBuV/m dBuV/m dBuV dB/m dB dB cm deg 1 5452.25 52.16 74.00 -21.84 39.97 36.02 9.68 33.51 400 201 PEAK	Blank
Avg	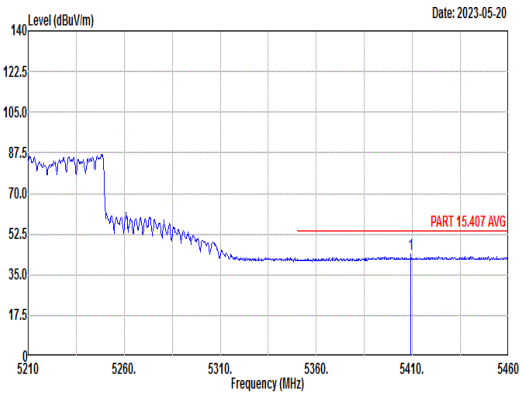 Site : 03CH04-SZ Condition: PART 15.407 AVG 3m HF_ANT_3117(119436) VERTICAL : RBW:1000.000kHz VBW:10.000kHz Mode : 26 Setting : MCS0 Powersetting 12.5 Plane : X with Accessories : 861585060047220/861585060047238 Freq Level Limit Line Margin Read Level Ant Factor Cable Loss Preamp Factor APos TPos Remark MHz dBuV/m dBuV/m dBuV dB/m dB dB cm deg 1 5409.25 43.75 54.00 -10.25 31.49 36.04 9.66 33.44 400 201 AVERAGE	Blank

Mode	26	
	Harmonic	
	5.15-5.25_UNII 1_802.11be EHT80_CH42_Full_5210MHz	
ANT	CDD 5+18	
Pol.	Horizontal	Vertical
Peak Avg	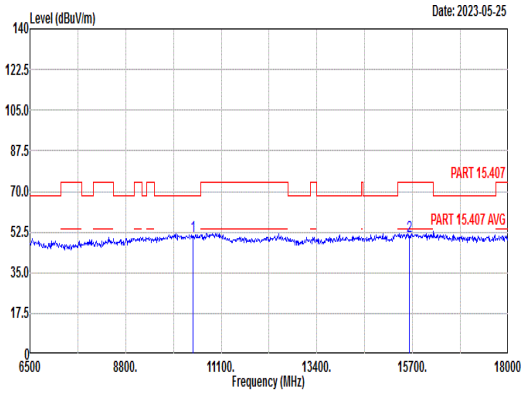 Site : 03CH04-SZ Condition: PART 15.407 3m HF_ANT_3117(119436) HORIZONTAL Mode : 26 Setting : MCS0 Power setting 12.5 Plane : X with Accessories : 861585060047220/861585060047238 Freq Level Limit Line Margin Read Level Ant Factor Cable Loss Preamp Factor APos TPos Remark MHz dBuV/m dBuV/m dB dBuV dB/m dB dB cm deg 1 10420.00 50.96 68.30 -17.34 49.13 37.05 12.11 47.33 --- --- Peak 2 15630.00 50.80 74.00 -23.20 45.52 41.01 14.62 50.35 --- --- Peak	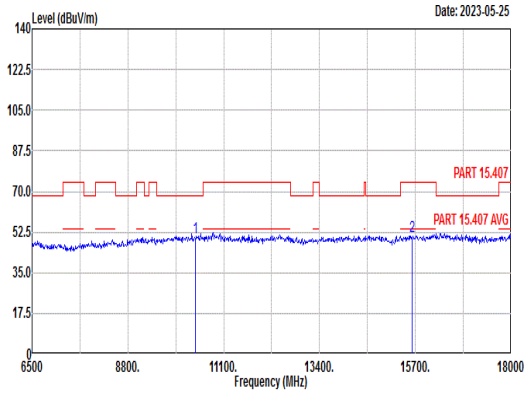 Site : 03CH04-SZ Condition: PART 15.407 3m HF_ANT_3117(119436) VERTICAL Mode : 26 Setting : MCS0 Power setting 12.5 Plane : X with Accessories : 861585060047220/861585060047238 Freq Level Limit Line Margin Read Level Ant Factor Cable Loss Preamp Factor APos TPos Remark MHz dBuV/m dBuV/m dB dBuV dB/m dB dB cm deg 1 10420.00 50.32 68.30 -17.98 48.49 37.05 12.11 47.33 --- --- Peak 2 15630.00 50.94 74.00 -23.06 45.66 41.01 14.62 50.35 --- --- Peak

Mode	27	
	Band Edge - L	
	5.25-5.35_UNII 2A_802.11be EHT80_CH58_Full_5290MHz	
ANT	CDD 5+18	
Pol.	Horizontal	Fundamental
Peak	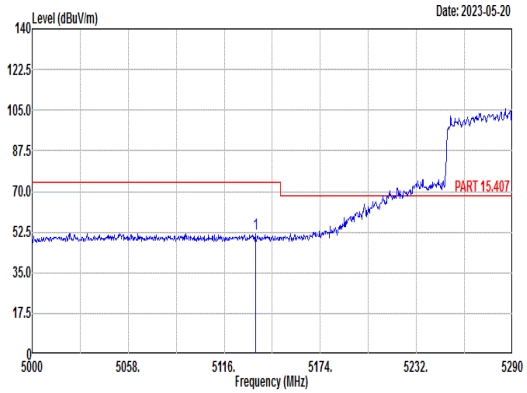 Site : 03CH04-SZ Condition: PART 15.407 3m HF_ANT_3117(119436) HORIZONTAL : RBW:1000.000kHz VBW:3000.000kHz Mode : 27 Setting : MCS0 Powersetting 15 Plane : X with Accessories : 861585060047220/861585060047238 Freq Level Limit Line Margin Read Level Ant Factor Cable Loss Preamp Factor APos TPos Remark MHz dBuV/m dBuV/m dBuV dB/m dB dB cm deg 1 5134.85 52.04 74.00 -21.96 40.32 36.15 8.51 32.94 100 136 PEAK	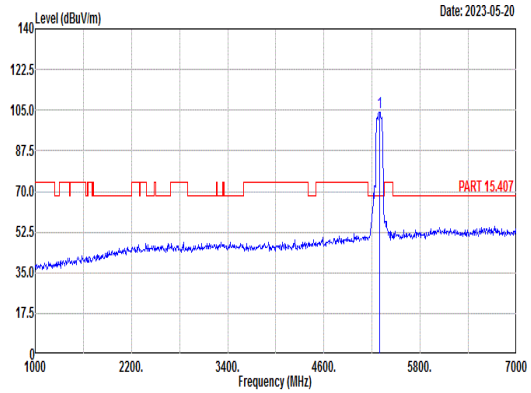 Site : 03CH04-SZ Condition: PART 15.407 3m HF_ANT_3117(119436) HORIZONTAL : RBW:1000.000kHz VBW:3000.000kHz Mode : 27 Setting : MCS0 Powersetting 15 Plane : X with Accessories : 861585060047220/861585060047238 Freq Level Limit Line Margin (dB) Read Level Ant Factor Cable Loss Preamp Factor APos TPos Remark MHz dBuV/m dBuV/m dBuV dB/m dB dB cm deg 1 5290.00 104.13 ------ ------ 92.22 36.08 9.05 33.22 100 136 PEAK
Avg	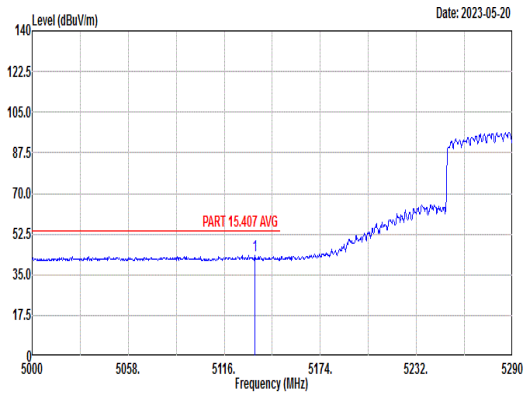 Site : 03CH04-SZ Condition: PART 15.407 AVG 3m HF_ANT_3117(119436) HORIZONTAL : RBW:1000.000kHz VBW:10.000kHz Mode : 27 Setting : MCS0 Powersetting 15 Plane : X with Accessories : 861585060047220/861585060047238 Freq Level Limit Line Margin Read Level Ant Factor Cable Loss Preamp Factor APos TPos Remark MHz dBuV/m dBuV/m dBuV dB/m dB dB cm deg 1 5134.27 43.32 54.00 -10.68 31.60 36.15 8.51 32.94 100 136 AVERAGE	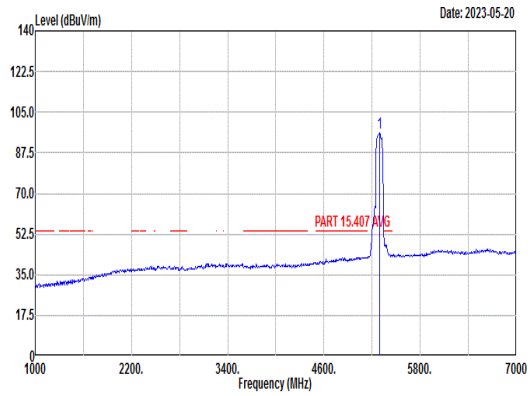 Site : 03CH04-SZ Condition: PART 15.407 AVG 3m HF_ANT_3117(119436) HORIZONTAL : RBW:1000.000kHz VBW:10.000kHz Mode : 27 Setting : MCS0 Powersetting 15 Plane : X with Accessories : 861585060047220/861585060047238 Freq Level Limit Line Margin (dB) Read Level Ant Factor Cable Loss Preamp Factor APos TPos Remark MHz dBuV/m dBuV/m dBuV dB/m dB dB cm deg 1 5290.00 95.94 ------ ------ 84.00 36.08 9.09 33.23 100 136 AVERAGE

Mode	27	
	Band Edge - R	
	5.25-5.35_UNII 2A_802.11be EHT80_CH58_Full_5290MHz	
ANT	CDD 5+18	
Pol.	Horizontal	Fundamental
Peak	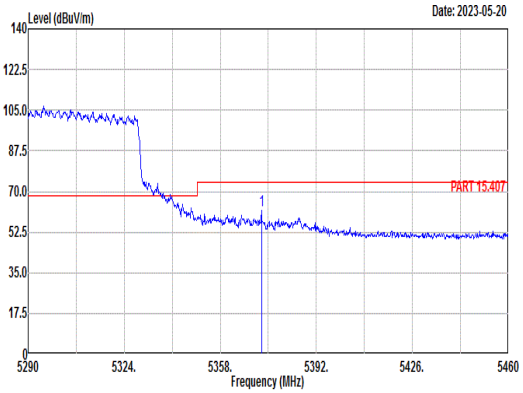 Site : 03CH04-SZ Condition: PART 15.407 3m HF_ANT_3117(119436) HORIZONTAL : RBW:1000.000kHz VBW:3000.000kHz Mode : 27 Setting : MCS0 Powersetting 15 Plane : X with Accessories : 861585060047220/861585060047238 Freq Level Limit Line Margin Read Level Ant Factor Cable Loss Preamp Factor APos TPos Remark MHz dBuV/m dBuV/m dBuV dB/m dB dB cm deg 1 5372.62 61.69 74.00 -12.31 49.53 36.05 9.48 33.37 100 136 PEAK	Blank
Avg	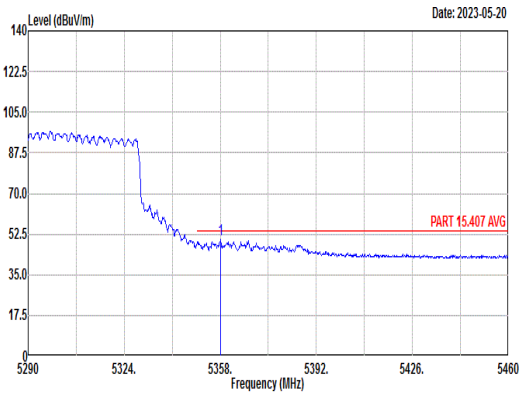 Site : 03CH04-SZ Condition: PART 15.407 AVG 3m HF_ANT_3117(119436) HORIZONTAL : RBW:1000.000kHz VBW:10.000kHz Mode : 27 Setting : MCS0 Powersetting 15 Plane : X with Accessories : 861585060047220/861585060047238 Freq Level Limit Line Margin Read Level Ant Factor Cable Loss Preamp Factor APos TPos Remark MHz dBuV/m dBuV/m dBuV dB/m dB dB cm deg 1 5358.17 50.16 54.00 -3.84 38.03 36.06 9.41 33.34 100 136 AVERAGE	Blank

Mode	27	
	Band Edge - L	
	5.25-5.35_UNII 2A_802.11be EHT80_CH58_Full_5290MHz	
ANT	CDD 5+18	
Pol.	Vertical	Fundamental
Peak	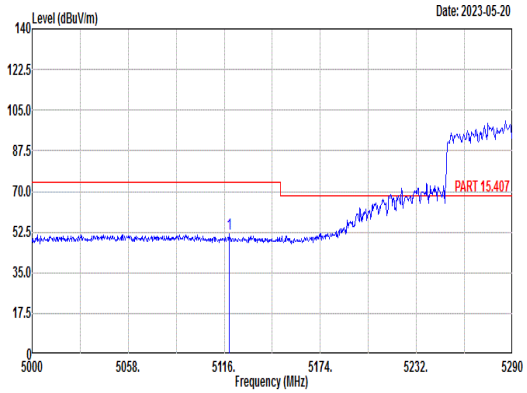 Site : 03CH04-SZ Condition: PART 15.407 3m HF_ANT_3117(119436) VERTICAL : RBW:1000.000kHz VBW:3000.000kHz Mode : 27 Setting : MCS0 Powersetting 15 Plane : X with Accessories : 861585060047220/861585060047238 Freq Level Limit Line Margin Read Level Ant Factor Cable Loss Preamp Factor APos TPos Remark MHz dBuV/m dBuV/m dBuV dB/m dB dB cm deg 1 5118.90 51.75 74.00 -22.25 40.03 36.15 8.48 32.91 391 208 PEAK	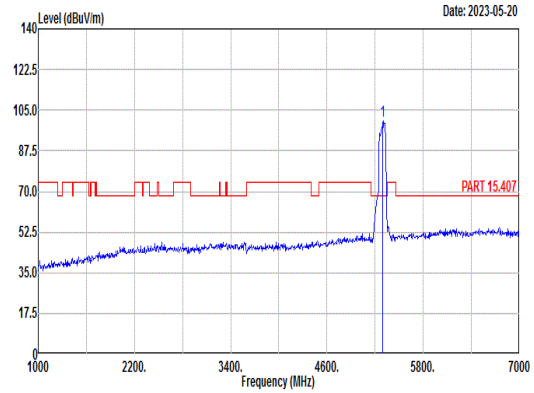 Site : 03CH04-SZ Condition: PART 15.407 3m HF_ANT_3117(119436) VERTICAL : RBW:1000.000kHz VBW:3000.000kHz Mode : 27 Setting : MCS0 Powersetting 15 Plane : X with Accessories : 861585060047220/861585060047238 Freq Level Limit Line Margin (dB) Read Level Ant Factor Cable Loss Preamp Factor APos TPos Remark MHz dBuV/m dBuV/m dBuV dB/m dB dB cm deg 1 5290.00 100.41 ------ ------ 88.43 36.08 9.15 33.25 391 208 PEAK
Avg	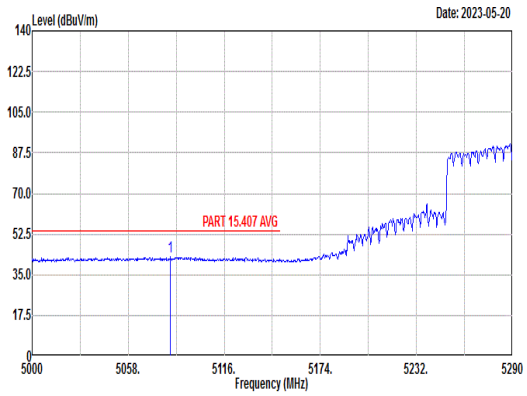 Site : 03CH04-SZ Condition: PART 15.407 AVG 3m HF_ANT_3117(119436) VERTICAL : RBW:1000.000kHz VBW:10.000kHz Mode : 27 Setting : MCS0 Powersetting 15 Plane : X with Accessories : 861585060047220/861585060047238 Freq Level Limit Line Margin Read Level Ant Factor Cable Loss Preamp Factor APos TPos Remark MHz dBuV/m dBuV/m dBuV dB/m dB dB cm deg 1 5083.52 42.56 54.00 -11.44 30.83 36.17 8.41 32.85 391 208 AVERAGE	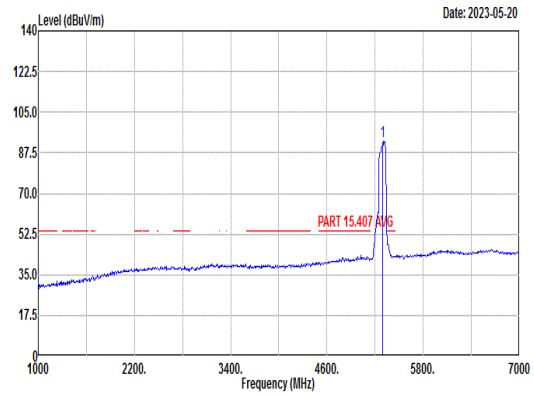 Site : 03CH04-SZ Condition: PART 15.407 AVG 3m HF_ANT_3117(119436) VERTICAL : RBW:1000.000kHz VBW:10.000kHz Mode : 27 Setting : MCS0 Powersetting 15 Plane : X with Accessories : 861585060047220/861585060047238 Freq Level Limit Line Margin (dB) Read Level Ant Factor Cable Loss Preamp Factor APos TPos Remark MHz dBuV/m dBuV/m dBuV dB/m dB dB cm deg 1 5290.00 92.49 ------ ------ 80.47 36.07 9.24 33.29 391 208 AVERAGE

Mode	27	
	Band Edge - R	
	5.25-5.35_UNII 2A_802.11be EHT80_CH58_Full_5290MHz	
ANT	CDD 5+18	
Pol.	Vertical	Fundamental
Peak	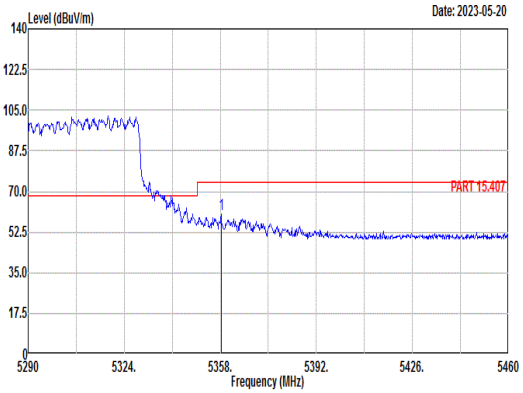 Site : 03CH04-SZ Condition: PART 15.407 3m HF_ANT_3117(119436) VERTICAL : RBW:1000.000kHz VBW:3000.000kHz Mode : 27 Setting : MCS0 Powersetting 15 Plane : X with Accessories : 861585060047220/861585060047238 Freq Level Limit Line Margin Read Level Ant Factor Cable Loss Preamp Factor APos TPos Remark MHz dBuV/m dBuV/m dBuV dB/m dB dB cm deg 1 5358.34 60.24 74.00 -13.76 48.12 36.06 9.41 33.35 391 208 PEAK	Blank
Avg	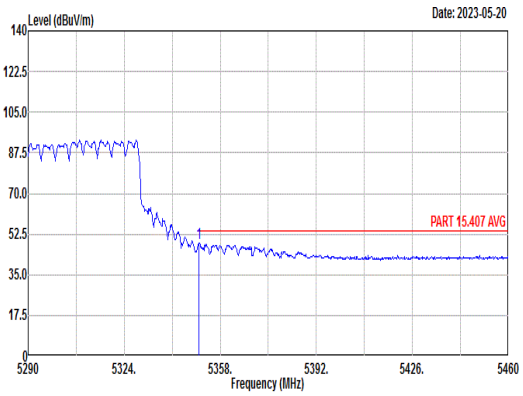 Site : 03CH04-SZ Condition: PART 15.407 AVG 3m HF_ANT_3117(119436) VERTICAL : RBW:1000.000kHz VBW:10.000kHz Mode : 27 Setting : MCS0 Powersetting 15 Plane : X with Accessories : 861585060047220/861585060047238 Freq Level Limit Line Margin Read Level Ant Factor Cable Loss Preamp Factor APos TPos Remark MHz dBuV/m dBuV/m dBuV dB/m dB dB cm deg 1 5350.35 48.56 54.00 -5.44 36.46 36.06 9.37 33.33 391 208 AVERAGE	Blank

Mode	27	
	Harmonic	
	5.25-5.35_UNII 2A_802.11be EHT80_CH58_Full_5290MHz	
ANT	CDD 5+18	
Pol.	Horizontal	Vertical
Peak Avg	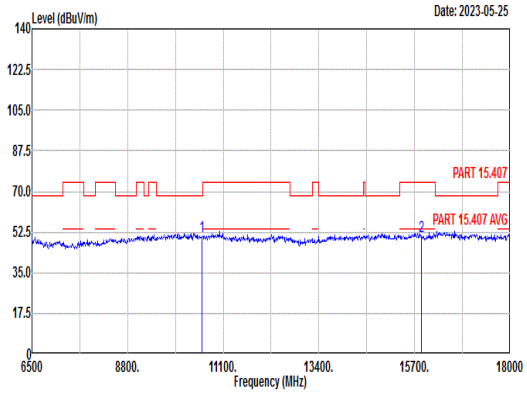 Site : 03CH04-SZ Condition: PART 15.407 3m HF_ANT_3117(119436) HORIZONTAL Mode : 27 Setting : MCS0 Power setting 15 Plane : X with Accessories : 861585060047220/861585060047238 1 10580.00 50.73 68.30 -17.57 48.63 37.15 12.22 47.27 --- --- Peak 2 15870.00 50.51 74.00 -23.49 44.63 41.60 14.73 50.45 --- --- Peak	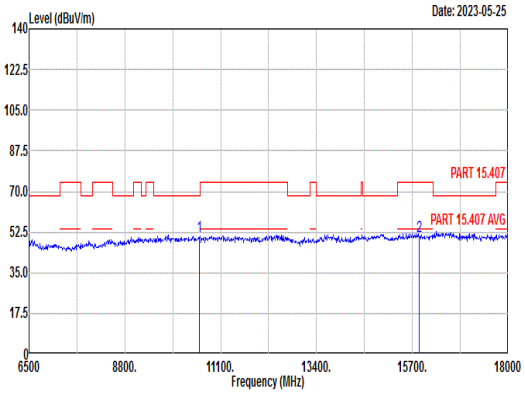 Site : 03CH04-SZ Condition: PART 15.407 3m HF_ANT_3117(119436) VERTICAL Mode : 27 Setting : MCS0 Power setting 15 Plane : X with Accessories : 861585060047220/861585060047238 1 10580.00 50.65 68.30 -17.65 48.55 37.15 12.22 47.27 --- --- Peak 2 15870.00 50.92 74.00 -23.08 45.04 41.60 14.73 50.45 --- --- Peak

Mode	28	
	Band Edge - L	
	5.47-5.725_UNII 2C_802.11be EHT80_CH106_Full_5530MHz	
ANT	CDD 5+18	
Pol.	Horizontal	Fundamental
Peak	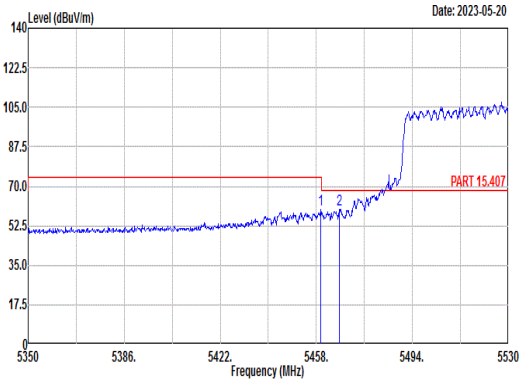 Site : 03CH04-SZ Condition: PART 15.407 3m HF_ANT_3117(119436) HORIZONTAL : RBW:1000.000kHz VBW:3000.000kHz Mode : 28 Setting : MCS0 Powersetting 12.5 Plane : X with Accessories : 861585060047220/861585060047238 Freq Level Limit Line Margin (dB) Read Level Ant Factor Cable Loss Preamp Factor APos TPos Remark MHz dBuV/m dBuV/m dBuV dB/m dB dB cm deg 1 5459.62 59.56 74.00 -14.44 47.38 36.02 9.69 33.53 100 297 PEAK 2 5466.64 59.86 68.30 -8.44 47.70 36.01 9.69 33.54 100 297 PEAK	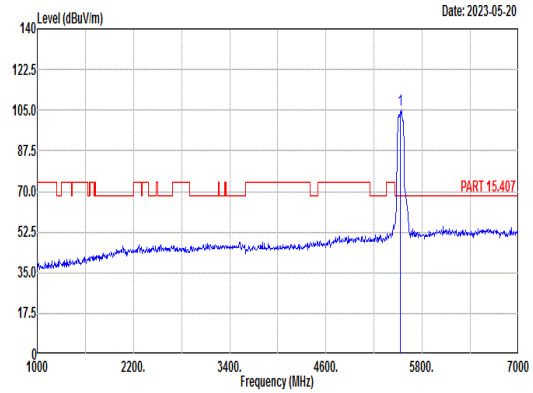 Site : 03CH04-SZ Condition: PART 15.407 3m HF_ANT_3117(119436) HORIZONTAL : RBW:1000.000kHz VBW:3000.000kHz Mode : 28 Setting : MCS0 Powersetting 12.5 Plane : X with Accessories : 861585060047220/861585060047238 Freq Level Limit Line Margin (dB) Read Level Ant Factor Cable Loss Preamp Factor APos TPos Remark MHz dBuV/m dBuV/m dBuV dB/m dB dB cm deg 1 5530.00 105.02 ------ ------ 92.80 36.06 9.73 33.57 100 297 PEAK
Avg	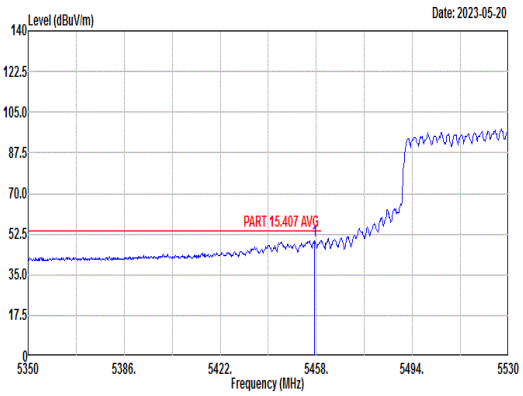 Site : 03CH04-SZ Condition: PART 15.407 AVG 3m HF_ANT_3117(119436) HORIZONTAL : RBW:1000.000kHz VBW:10.000kHz Mode : 28 Setting : MCS0 Powersetting 12.5 Plane : X with Accessories : 861585060047220/861585060047238 Freq Level Limit Line Margin (dB) Read Level Ant Factor Cable Loss Preamp Factor APos TPos Remark MHz dBuV/m dBuV/m dBuV dB/m dB dB cm deg 1 5457.28 49.69 54.00 -4.31 37.50 36.02 9.69 33.52 100 297 AVERAGE	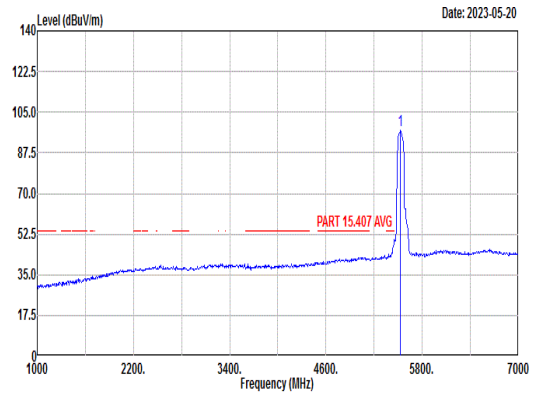 Site : 03CH04-SZ Condition: PART 15.407 AVG 3m HF_ANT_3117(119436) HORIZONTAL : RBW:1000.000kHz VBW:10.000kHz Mode : 28 Setting : MCS0 Powersetting 12.5 Plane : X with Accessories : 861585060047220/861585060047238 Freq Level Limit Line Margin (dB) Read Level Ant Factor Cable Loss Preamp Factor APos TPos Remark MHz dBuV/m dBuV/m dBuV dB/m dB dB cm deg 1 5530.00 96.97 ------ ------ 84.79 36.04 9.72 33.58 100 297 AVERAGE

Mode	28	
	Band Edge - R	
	5.47-5.725_UNII 2C_802.11be EHT80_CH106_Full_5530MHz	
ANT	CDD 5+18	
Pol.	Horizontal	Fundamental
Peak	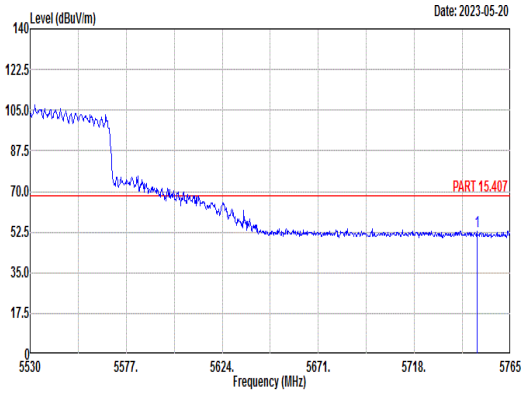 Site : 03CH04-SZ Condition: PART 15.407 3m HF_ANT_3117(119436) HORIZONTAL : RBW:1000.000kHz VBW:3000.000kHz Mode : 28 Setting : MCS0 Powersetting 12.5 Plane : X with Accessories : 861585060047220/861585060047238 Freq Level Limit Line Margin (dB) Read Level Ant Factor Cable Loss Preamp Factor APos TPos Remark MHz dBuV/m dBuV/m dBuV dB/m dB dB cm deg 1 5748.55 52.96 68.30 -15.34 39.99 36.35 10.07 33.45 100 297 PEAK	Blank

Mode	28	
	Band Edge - L	
	5.47-5.725_UNII 2C_802.11be EHT80_CH106_Full_5530MHz	
ANT	CDD 5+18	
Pol.	Vertical	Fundamental
Peak	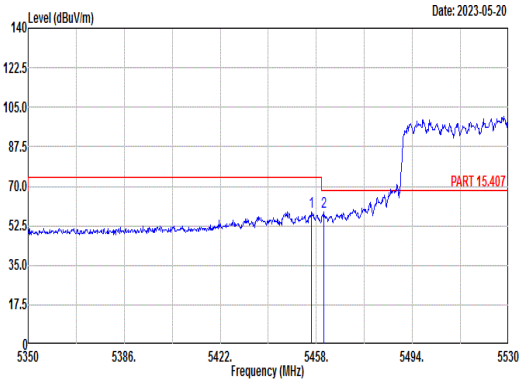 Site : 03CH04-SZ Condition: PART 15.407 3m HF_ANT_3117(119436) VERTICAL : RBW:1000.000kHz VBW:3000.000kHz Mode : 28 Setting : MCS0 Powersetting 12.5 Plane : X with Accessories : 861585060047220/861585060047238 Freq Level Limit Line Margin (dB) Read Level Ant Factor Cable Loss Preamp Factor APos TPos Remark MHz dBuV/m dBuV/m dBuV dB/m dB dB cm deg 1 5456.20 58.61 74.00 -15.39 46.42 36.02 9.69 33.52 395 200 PEAK 2 5460.70 58.66 68.30 -9.64 46.48 36.02 9.69 33.53 395 200 PEAK	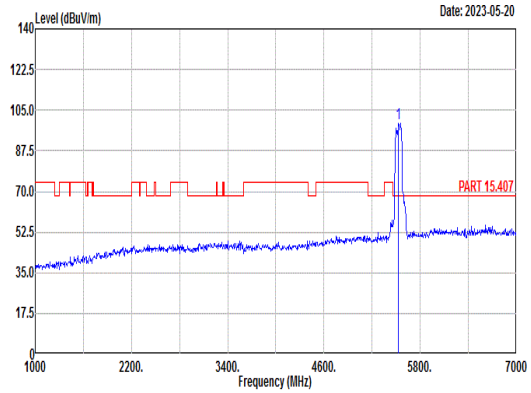 Site : 03CH04-SZ Condition: PART 15.407 3m HF_ANT_3117(119436) VERTICAL : RBW:1000.000kHz VBW:3000.000kHz Mode : 28 Setting : MCS0 Powersetting 12.5 Plane : X with Accessories : 861585060047220/861585060047238 Freq Level Limit Line Margin (dB) Read Level Ant Factor Cable Loss Preamp Factor APos TPos Remark MHz dBuV/m dBuV/m dBuV dB/m dB dB cm deg 1 5530.00 99.48 ------ ------ 87.30 36.04 9.72 33.58 395 200 PEAK
Avg	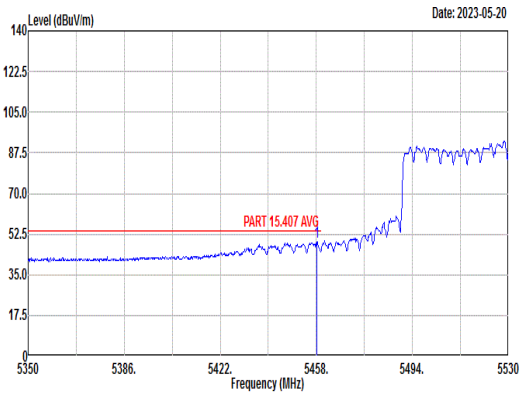 Site : 03CH04-SZ Condition: PART 15.407 AVG 3m HF_ANT_3117(119436) VERTICAL : RBW:1000.000kHz VBW:10.000kHz Mode : 28 Setting : MCS0 Powersetting 12.5 Plane : X with Accessories : 861585060047220/861585060047238 Freq Level Limit Line Margin (dB) Read Level Ant Factor Cable Loss Preamp Factor APos TPos Remark MHz dBuV/m dBuV/m dBuV dB/m dB dB cm deg 1 5458.18 49.11 54.00 -4.89 36.92 36.02 9.69 33.52 395 200 AVERAGE	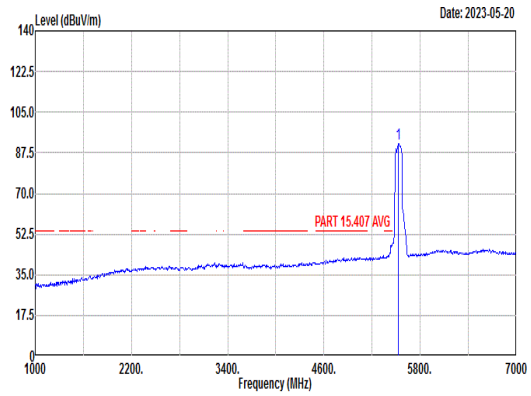 Site : 03CH04-SZ Condition: PART 15.407 AVG 3m HF_ANT_3117(119436) VERTICAL : RBW:1000.000kHz VBW:10.000kHz Mode : 28 Setting : MCS0 Powersetting 12.5 Plane : X with Accessories : 861585060047220/861585060047238 Freq Level Limit Line Margin (dB) Read Level Ant Factor Cable Loss Preamp Factor APos TPos Remark MHz dBuV/m dBuV/m dBuV dB/m dB dB cm deg 1 5530.00 91.56 ------ ------ 79.36 36.05 9.73 33.58 395 200 AVERAGE

Mode	28	
	Band Edge - R	
	5.47-5.725_UNII 2C_802.11be EHT80_CH106_Full_5530MHz	
ANT	CDD 5+18	
Pol.	Vertical	Fundamental
Peak	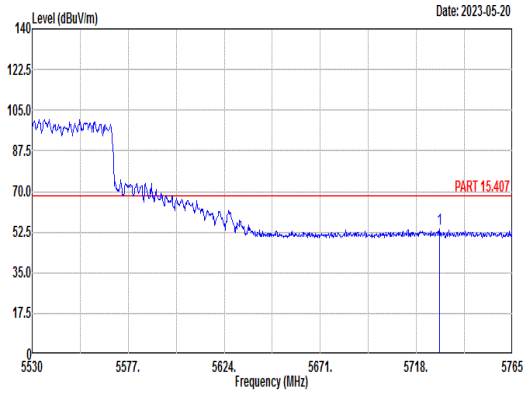 Site : 03CH04-SZ Condition: PART 15.407 3m HF_ANT_3117(119436) VERTICAL : RBW:1000.000kHz VBW:3000.000kHz Mode : 28 Setting : MCS0 Powersetting 12.5 Plane : X with Accessories : 861585060047220/861585060047238 Freq Level Limit Line Margin (dB) Read Level Ant Factor Cable Loss Preamp Factor APos TPos Remark MHz dBuV/m dBuV/m dBuV dB/m dB dB cm deg 1 5729.28 54.07 68.30 -14.23 41.18 36.32 10.03 33.46 395 200 PEAK	Blank

Mode	28	
	Harmonic	
	5.47-5.725_UNII 2C_802.11be EHT80_CH106_Full_5530MHz	
ANT	CDD 5+18	
Pol.	Horizontal	Vertical
Peak Avg	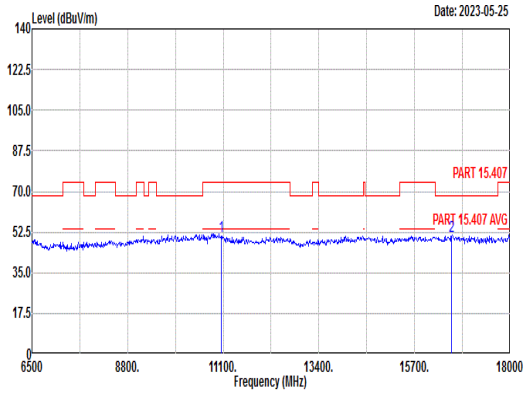 Site : 03CH04-SZ Condition: PART 15.407 3m HF_ANT_3117(119436) HORIZONTAL Mode : 28 Setting : MCS0 Power setting 12.5 Plane : X with Accessories : 861585060047220/861585060047238 Freq Level Limit Line Margin Read Level Ant Factor Cable Loss Preamp Factor APos TPos Remark MHz dBuV/m dBuV/m dB dBuV dB/m dB dB cm deg 1 11060.00 50.47 74.00 -23.53 47.79 37.43 12.57 47.32 --- --- Peak 2 16590.00 50.95 68.30 -17.35 42.75 43.50 15.23 50.53 --- --- Peak	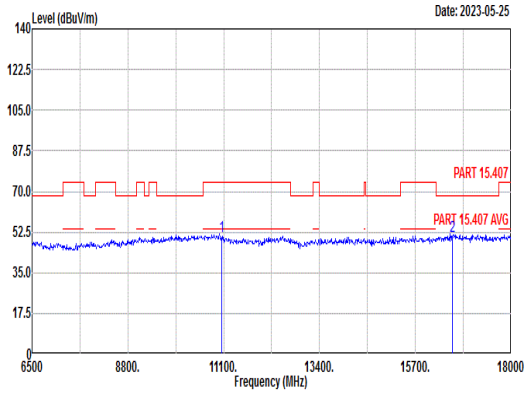 Site : 03CH04-SZ Condition: PART 15.407 3m HF_ANT_3117(119436) VERTICAL Mode : 28 Setting : MCS0 Power setting 12.5 Plane : X with Accessories : 861585060047220/861585060047238 Freq Level Limit Line Margin Read Level Ant Factor Cable Loss Preamp Factor APos TPos Remark MHz dBuV/m dBuV/m dB dBuV dB/m dB dB cm deg 1 11060.00 50.82 74.00 -23.18 48.14 37.43 12.57 47.32 --- --- Peak 2 16590.00 50.86 68.30 -17.44 42.66 43.50 15.23 50.53 --- --- Peak

Mode	29	
	Band Edge - L	
	5.47-5.725_UNII 2C_802.11be EHT80_CH122_Full_5610MHz	
ANT	CDD 5+18	
Pol.	Horizontal	Fundamental
Peak	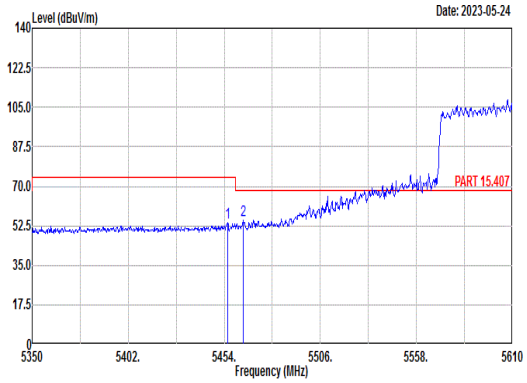 Site : 03CH04-SZ Condition: PART 15.407 3m HF_ANT_3117(119436) HORIZONTAL : RBW:1000.000kHz VBW:3000.000kHz Mode : 29 Setting : MCS0 Powersetting 12.5 Plane : X with Accessories : 861585060047220/861585060047238 Freq Level Limit Line Margin (dB) Read Level Ant Factor Cable Loss Preamp Factor APos TPos Remark MHz dBuV/m dBuV/m dBuV dB/m dB dB cm deg 1 5455.82 53.92 74.00 -20.08 41.73 36.02 9.69 33.52 100 296 PEAK 2 5464.40 55.19 68.30 -13.11 43.03 36.01 9.69 33.54 100 296 PEAK	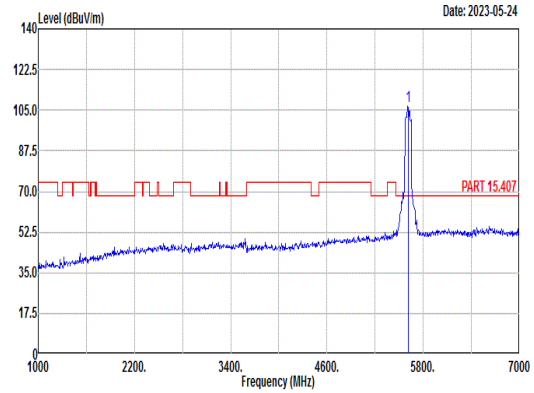 Site : 03CH04-SZ Condition: PART 15.407 3m HF_ANT_3117(119436) HORIZONTAL : RBW:1000.000kHz VBW:3000.000kHz Mode : 29 Setting : MCS0 Powersetting 12.5 Plane : X with Accessories : 861585060047220/861585060047238 Freq Level Limit Line Margin (dB) Read Level Ant Factor Cable Loss Preamp Factor APos TPos Remark MHz dBuV/m dBuV/m dBuV dB/m dB dB cm deg 1 5610.00 106.58 ------ ------ 94.22 36.14 9.76 33.54 100 296 PEAK
Avg	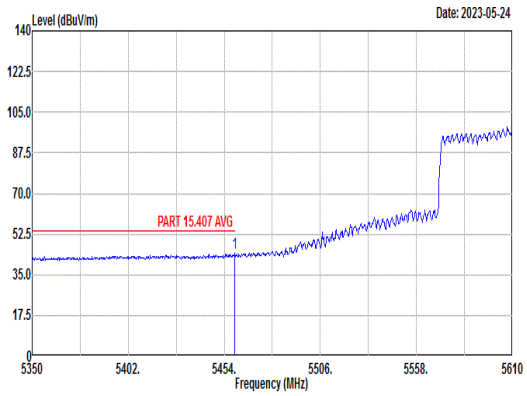 Site : 03CH04-SZ Condition: PART 15.407 AVG 3m HF_ANT_3117(119436) HORIZONTAL : RBW:1000.000kHz VBW:10.000kHz Mode : 29 Setting : MCS0 Powersetting 12.5 Plane : X with Accessories : 861585060047220/861585060047238 Freq Level Limit Line Margin (dB) Read Level Ant Factor Cable Loss Preamp Factor APos TPos Remark MHz dBuV/m dBuV/m dBuV dB/m dB dB cm deg 1 5459.72 44.43 54.00 -9.57 32.25 36.02 9.69 33.53 100 296 AVERAGE	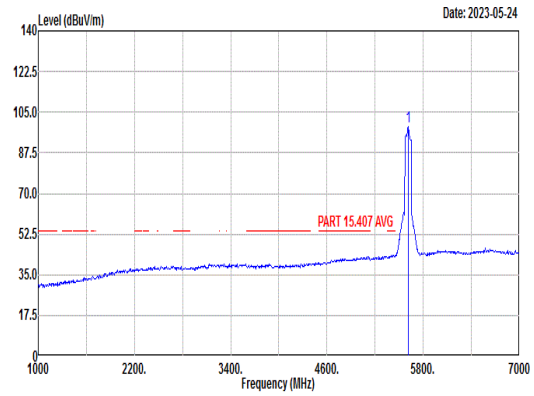 Site : 03CH04-SZ Condition: PART 15.407 AVG 3m HF_ANT_3117(119436) HORIZONTAL : RBW:1000.000kHz VBW:10.000kHz Mode : 29 Setting : MCS0 Powersetting 12.5 Plane : X with Accessories : 861585060047220/861585060047238 Freq Level Limit Line Margin (dB) Read Level Ant Factor Cable Loss Preamp Factor APos TPos Remark MHz dBuV/m dBuV/m dBuV dB/m dB dB cm deg 1 5610.00 98.87 ------ ------ 86.45 36.16 9.79 33.53 100 296 AVERAGE

Mode	29	
	Band Edge - R	
	5.47-5.725_UNII 2C_802.11be EHT80_CH122_Full_5610MHz	
ANT	CDD 5+18	
Pol.	Horizontal	Fundamental
Peak	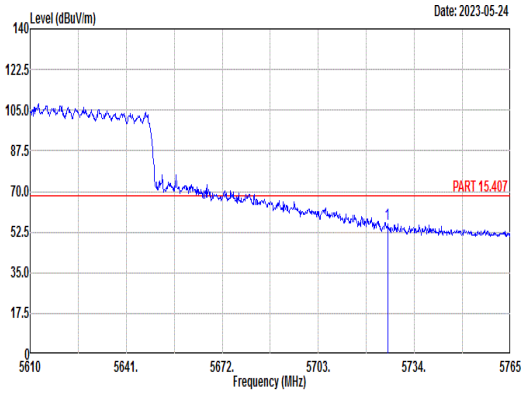 Site : 03CH04-SZ Condition: PART 15.407 3m HF_ANT_3117(119436) HORIZONTAL : RBW:1000.000kHz VBW:3000.000kHz Mode : 29 Setting : MCS0 Powersetting 12.5 Plane : X with Accessories : 861585060047220/861585060047238 Freq Level Limit Line Margin (dB) Read Level Ant Factor Cable Loss Preamp Factor APos TPos Remark MHz dBuV/m dBuV/m dBuV dB/m dB dB cm deg 1 5725.32 55.92 68.30 -12.38 43.04 36.32 10.02 33.46 100 296 PEAK	Blank

Mode	29	
	Band Edge - L	
	5.47-5.725_UNII 2C_802.11be EHT80_CH122_Full_5610MHz	
ANT	CDD 5+18	
Pol.	Vertical	Fundamental
Peak	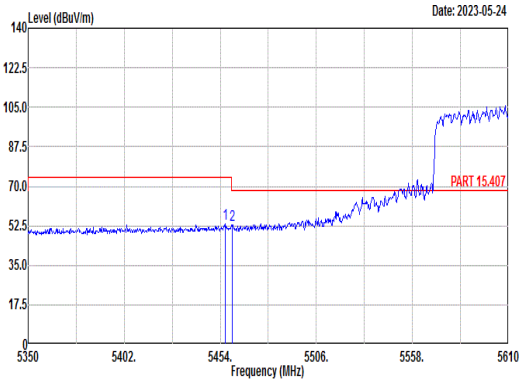 Site : 03CH04-SZ Condition: PART 15.407 3m HF_ANT_3117(119436) VERTICAL : RBW:1000.000kHz VBW:3000.000kHz Mode : 29 Setting : MCS0 Powersetting 12.5 Plane : X with Accessories : 861585060047220/861585060047238 1 5456.86 53.44 74.00 -20.56 41.25 36.02 9.69 33.52 400 194 PEAK 2 5460.50 53.05 68.30 -15.25 40.87 36.02 9.69 33.53 400 194 PEAK	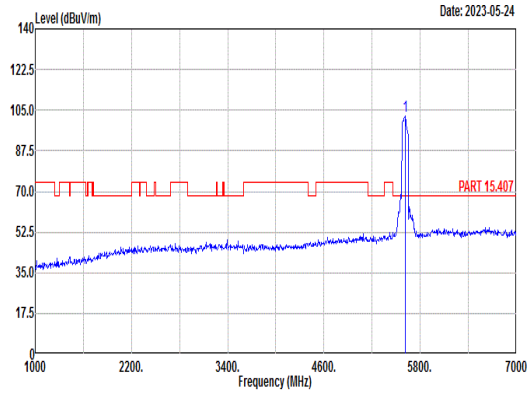 Site : 03CH04-SZ Condition: PART 15.407 3m HF_ANT_3117(119436) VERTICAL : RBW:1000.000kHz VBW:3000.000kHz Mode : 29 Setting : MCS0 Powersetting 12.5 Plane : X with Accessories : 861585060047220/861585060047238 1 5610.00 102.51 ------ ------ 90.09 36.16 9.79 33.53 400 194 PEAK
Avg	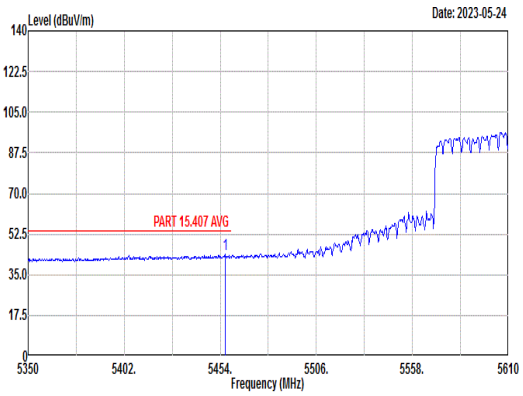 Site : 03CH04-SZ Condition: PART 15.407 AVG 3m HF_ANT_3117(119436) VERTICAL : RBW:1000.000kHz VBW:10.000kHz Mode : 29 Setting : MCS0 Powersetting 12.5 Plane : X with Accessories : 861585060047220/861585060047238 1 5456.86 43.94 54.00 -10.06 31.75 36.02 9.69 33.52 400 194 AVERAGE	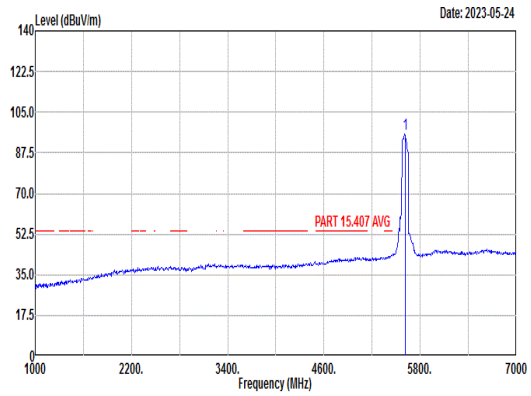 Site : 03CH04-SZ Condition: PART 15.407 AVG 3m HF_ANT_3117(119436) VERTICAL : RBW:1000.000kHz VBW:10.000kHz Mode : 29 Setting : MCS0 Powersetting 12.5 Plane : X with Accessories : 861585060047220/861585060047238 1 5610.00 95.62 ------ ------ 83.24 36.15 9.77 33.54 400 194 AVERAGE

Mode	29	
	Band Edge - R	
	5.47-5.725_UNII 2C_802.11be EHT80_CH122_Full_5610MHz	
ANT	CDD 5+18	
Pol.	Vertical	Fundamental
Peak	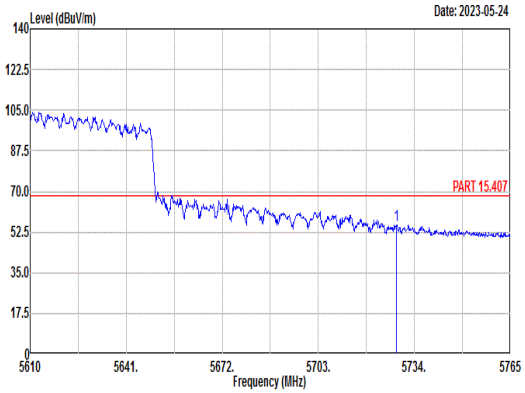 Site : 03CH04-SZ Condition: PART 15.407 3m HF_ANT_3117(119436) VERTICAL : RBW:1000.000kHz VBW:3000.000kHz Mode : 29 Setting : MCS0 Powersetting 12.5 Plane : X with Accessories : 861585060047220/861585060047238 Freq Level Limit Line Margin (dB) Read Level Ant Factor Cable Loss Preamp Factor APos TPos Remark MHz dBuV/m dBuV/m dBuV dB/m dB dB cm deg 1 5728.27 55.49 68.30 -12.81 42.60 36.32 10.03 33.46 400 194 PEAK	Blank