Mode	29	
	Harmonic	
	5.47-5.725_UNII 2C_802.11be EHT80_CH122_Full_5610MHz	
ANT	CDD 5+18	
Pol.	Horizontal	Vertical
Peak Avg	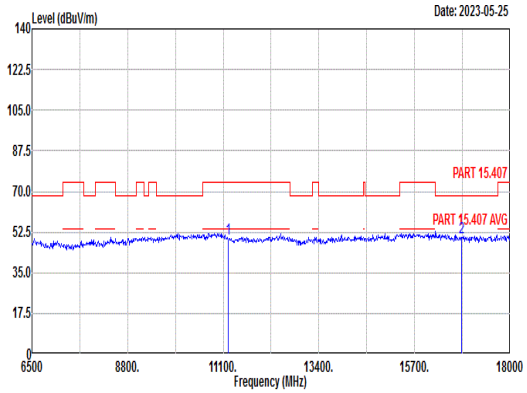 Site : 03CH04-SZ Condition: PART 15.407 3m HF_ANT_3117(119436) HORIZONTAL Mode : 29 Setting : MCS0 Power setting 12.5 Plane : X with Accessories : 861585060047220/861585060047238 Freq Level Limit Line Margin Read Level Ant Factor Cable Loss Preamp Factor APos TPos Remark MHz dBuV/m dBuV/m dB dBuV dB/m dB dB cm deg 1 11220.00 49.89 74.00 -24.11 47.57 37.53 12.68 47.89 --- --- Peak 2 16830.00 50.18 68.30 -18.12 42.83 44.15 15.41 52.21 --- --- Peak	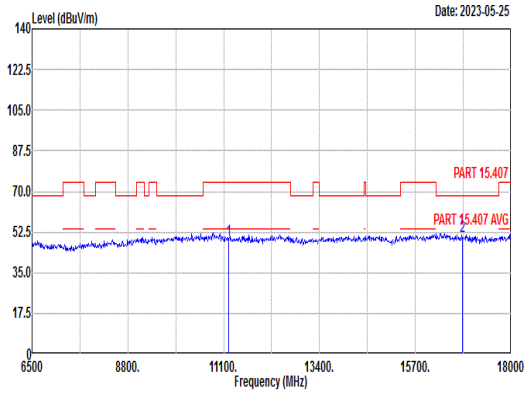 Site : 03CH04-SZ Condition: PART 15.407 3m HF_ANT_3117(119436) VERTICAL Mode : 29 Setting : MCS0 Power setting 12.5 Plane : X with Accessories : 861585060047220/861585060047238 Freq Level Limit Line Margin Read Level Ant Factor Cable Loss Preamp Factor APos TPos Remark MHz dBuV/m dBuV/m dB dBuV dB/m dB dB cm deg 1 11220.00 49.13 74.00 -24.87 46.81 37.53 12.68 47.89 --- --- Peak 2 16830.00 50.73 68.30 -17.57 43.38 44.15 15.41 52.21 --- --- Peak

Mode	30	
	Band Edge - L	
	5.15-5.35_UNII 1-2A_802.11be EHT160_CH50_Full_5250MHz	
ANT	CDD 5+18	
Pol.	Horizontal	Fundamental
Peak	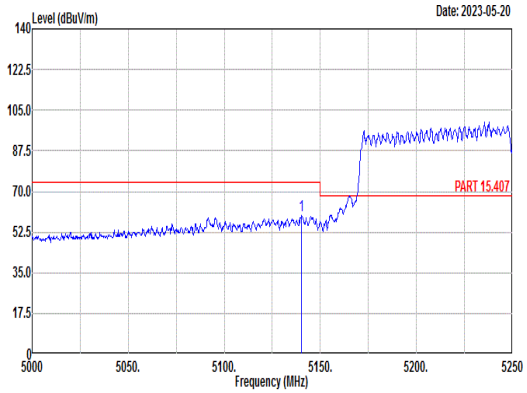 Site : 03CH04-SZ Condition: PART 15.407 3m HF_ANT_3117(119436) HORIZONTAL : RBW:1000.000kHz VBW:3000.000kHz Mode : 30 Setting : MCS0 Powersetting 11.5 Plane : X with Accessories : 861585060047220/861585060047238 Freq Level Limit Line Margin (dB) Read Level Ant Factor Cable Loss Preamp Factor APos TPos Remark MHz dBuV/m dBuV/m dBuV dB/m dB dB cm deg 1 5140.25 59.43 74.00 -14.57 47.72 36.14 8.52 32.95 100 301 PEAK	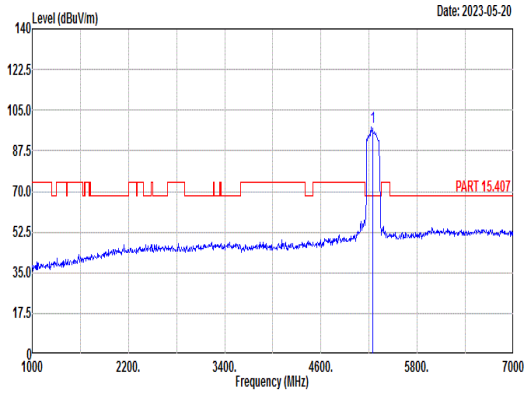 Site : 03CH04-SZ Condition: PART 15.407 3m HF_ANT_3117(119436) HORIZONTAL : RBW:1000.000kHz VBW:3000.000kHz Mode : 30 Setting : MCS0 Powersetting 11.5 Plane : X with Accessories : 861585060047220/861585060047238 Freq Level Limit Line Margin (dB) Read Level Ant Factor Cable Loss Preamp Factor APos TPos Remark MHz dBuV/m dBuV/m dBuV dB/m dB dB cm deg 1 5250.00 97.51 ------ ------ 85.79 36.11 8.71 33.10 100 301 PEAK
Avg	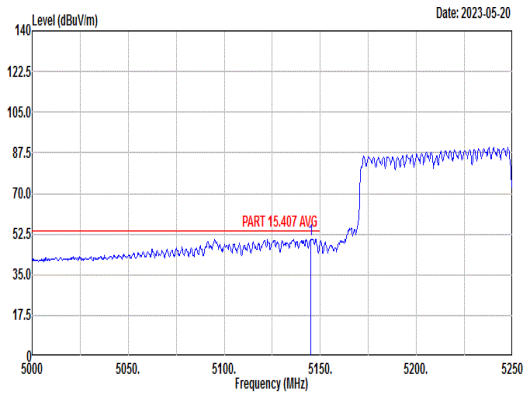 Site : 03CH04-SZ Condition: PART 15.407 AVG 3m HF_ANT_3117(119436) HORIZONTAL : RBW:1000.000kHz VBW:10.000kHz Mode : 30 Setting : MCS0 Powersetting 11.5 Plane : X with Accessories : 861585060047220/861585060047238 Freq Level Limit Line Margin (dB) Read Level Ant Factor Cable Loss Preamp Factor APos TPos Remark MHz dBuV/m dBuV/m dBuV dB/m dB dB cm deg 1 5145.00 50.42 54.00 -3.58 38.71 36.14 8.53 32.96 100 301 AVERAGE	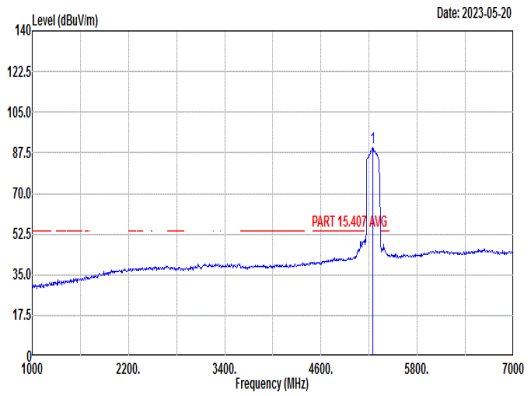 Site : 03CH04-SZ Condition: PART 15.407 AVG 3m HF_ANT_3117(119436) HORIZONTAL : RBW:1000.000kHz VBW:10.000kHz Mode : 30 Setting : MCS0 Powersetting 11.5 Plane : X with Accessories : 861585060047220/861585060047238 Freq Level Limit Line Margin (dB) Read Level Ant Factor Cable Loss Preamp Factor APos TPos Remark MHz dBuV/m dBuV/m dBuV dB/m dB dB cm deg 1 5250.00 89.73 ------ ------ 77.96 36.10 8.81 33.14 100 301 AVERAGE

Mode	30	
	Band Edge - R	
	5.15-5.35_UNII 1-2A_802.11be EHT160_CH50_Full_5250MHz	
ANT	CDD 5+18	
Pol.	Horizontal	Fundamental
Peak	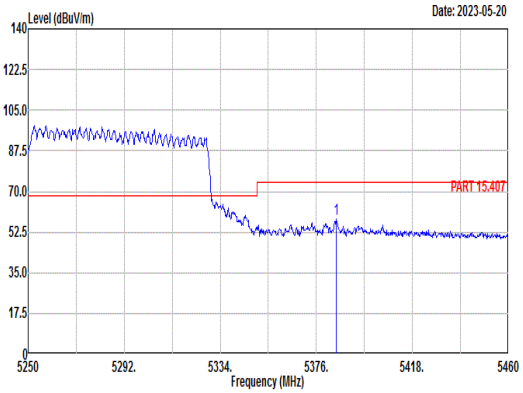 Site : 03CH04-SZ Condition: PART 15.407 3m HF_ANT_3117(119436) HORIZONTAL : RBW:1000.000kHz VBW:3000.000kHz Mode : 30 Setting : MCS0 Powersetting 11.5 Plane : X with Accessories : 861585060047220/861585060047238 Freq Level Limit Line Margin (dB) Read Level Ant Factor Cable Loss Preamp Factor APos TPos Remark MHz dBuV/m dBuV/m dBuV dB/m dB dB cm deg 1 5384.61 57.91 74.00 -16.09 45.71 36.05 9.54 33.39 100 301 PEAK	Blank
Avg	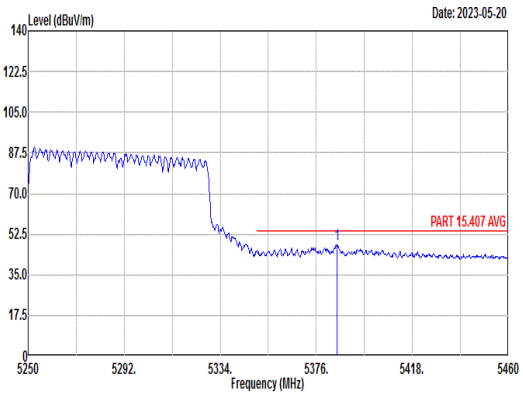 Site : 03CH04-SZ Condition: PART 15.407 AVG 3m HF_ANT_3117(119436) HORIZONTAL : RBW:1000.000kHz VBW:10.000kHz Mode : 30 Setting : MCS0 Powersetting 11.5 Plane : X with Accessories : 861585060047220/861585060047238 Freq Level Limit Line Margin (dB) Read Level Ant Factor Cable Loss Preamp Factor APos TPos Remark MHz dBuV/m dBuV/m dBuV dB/m dB dB cm deg 1 5385.03 47.84 54.00 -6.16 35.63 36.05 9.55 33.39 100 301 AVERAGE	Blank

Mode	30	
	Band Edge - L	
	5.15-5.35_UNII 1-2A_802.11be EHT160_CH50_Full_5250MHz	
ANT	CDD 5+18	
Pol.	Vertical	Fundamental
Peak	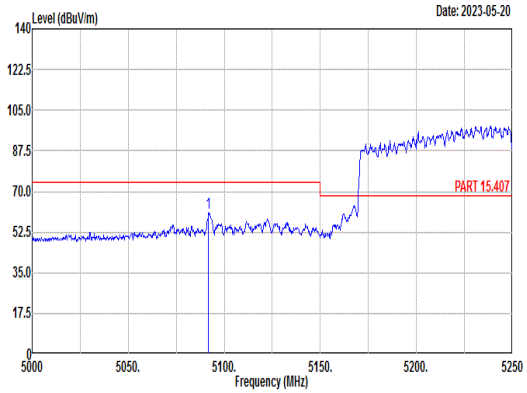 Site : 03CH04-SZ Condition: PART 15.407 3m HF_ANT_3117(119436) VERTICAL : RBW:1000.000kHz VBW:3000.000kHz Mode : 30 Setting : MCS0 Powersetting 11.5 Plane : X with Accessories : 861585060047220/861585060047238 Freq Level Limit Line Margin (dB) Read Level Ant Factor Cable Loss Preamp Factor APos TPos Remark MHz dBuV/m dBuV/m dBuV dB/m dB dB cm deg 1 5091.75 60.62 74.00 -13.38 48.90 36.16 8.43 32.87 363 195 PEAK	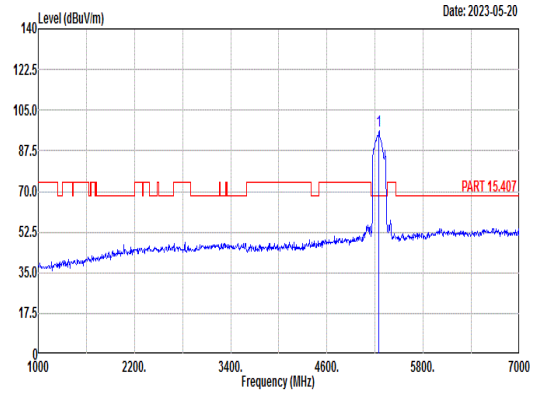 Site : 03CH04-SZ Condition: PART 15.407 3m HF_ANT_3117(119436) VERTICAL : RBW:1000.000kHz VBW:3000.000kHz Mode : 30 Setting : MCS0 Powersetting 11.5 Plane : X with Accessories : 861585060047220/861585060047238 Freq Level Limit Line Margin (dB) Read Level Ant Factor Cable Loss Preamp Factor APos TPos Remark MHz dBuV/m dBuV/m dBuV dB/m dB dB cm deg 1 5250.00 96.01 ------ ------ 84.20 36.10 8.87 33.16 363 195 PEAK
Avg	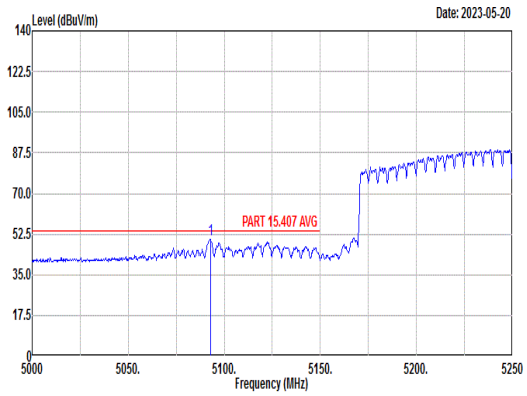 Site : 03CH04-SZ Condition: PART 15.407 AVG 3m HF_ANT_3117(119436) VERTICAL : RBW:1000.000kHz VBW:10.000kHz Mode : 30 Setting : MCS0 Powersetting 11.5 Plane : X with Accessories : 861585060047220/861585060047238 Freq Level Limit Line Margin (dB) Read Level Ant Factor Cable Loss Preamp Factor APos TPos Remark MHz dBuV/m dBuV/m dBuV dB/m dB dB cm deg 1 5092.75 50.31 54.00 -3.69 38.59 36.16 8.43 32.87 363 195 AVERAGE	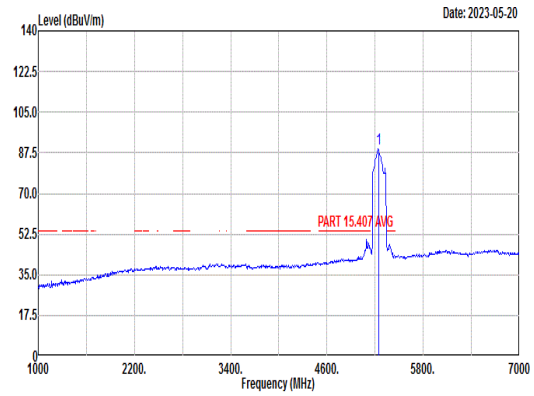 Site : 03CH04-SZ Condition: PART 15.407 AVG 3m HF_ANT_3117(119436) VERTICAL : RBW:1000.000kHz VBW:10.000kHz Mode : 30 Setting : MCS0 Powersetting 11.5 Plane : X with Accessories : 861585060047220/861585060047238 Freq Level Limit Line Margin (dB) Read Level Ant Factor Cable Loss Preamp Factor APos TPos Remark MHz dBuV/m dBuV/m dBuV dB/m dB dB cm deg 1 5250.00 89.06 ------ ------ 77.30 36.11 8.77 33.12 363 195 AVERAGE

Mode	30	
	Band Edge - R	
	5.15-5.35_UNII 1-2A_802.11be EHT160_CH50_Full_5250MHz	
ANT	CDD 5+18	
Pol.	Vertical	Fundamental
Peak	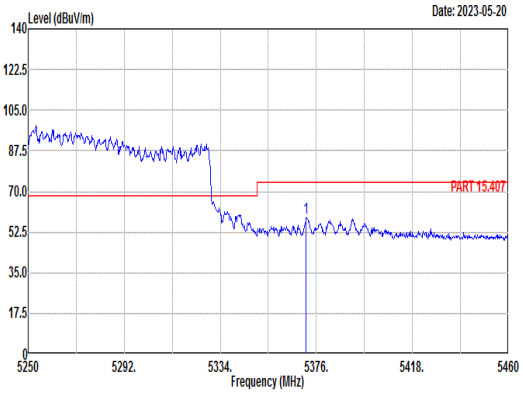 Site : 03CH04-SZ Condition: PART 15.407 3m HF_ANT_3117(119436) VERTICAL : RBW:1000.000kHz VBW:3000.000kHz Mode : 30 Setting : MCS0 Powersetting 11.5 Plane : X with Accessories : 861585060047220/861585060047238 Freq Level Limit Line Margin (dB) Read Level Ant Factor Cable Loss Preamp Factor APos TPos Remark MHz dBuV/m dBuV/m dBuV dB/m dB dB cm deg 1 5371.59 58.71 74.00 -15.29 46.55 36.05 9.48 33.37 363 195 PEAK	Blank
Avg	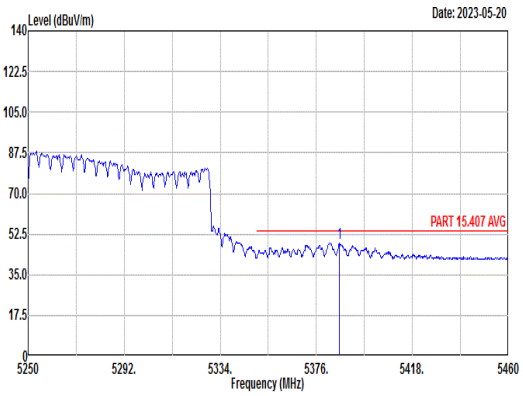 Site : 03CH04-SZ Condition: PART 15.407 AVG 3m HF_ANT_3117(119436) VERTICAL : RBW:1000.000kHz VBW:10.000kHz Mode : 30 Setting : MCS0 Powersetting 11.5 Plane : X with Accessories : 861585060047220/861585060047238 Freq Level Limit Line Margin (dB) Read Level Ant Factor Cable Loss Preamp Factor APos TPos Remark MHz dBuV/m dBuV/m dBuV dB/m dB dB cm deg 1 5386.08 48.54 54.00 -5.46 36.33 36.05 9.55 33.39 363 195 AVERAGE	Blank

Mode	30	
	Harmonic	
	5.15-5.35_UNII 1-2A_802.11be EHT160_CH50_Full_5250MHz	
ANT	CDD 5+18	
Pol.	Horizontal	Vertical
Peak Avg	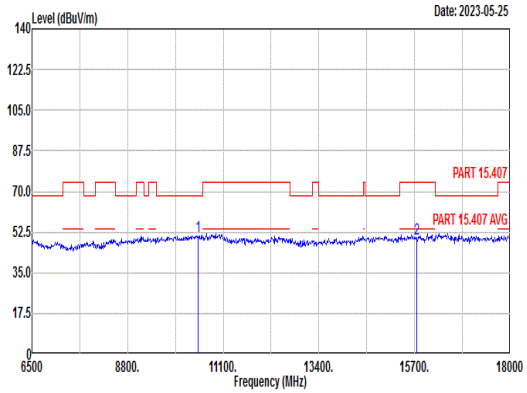 Site : 03CH04-SZ Condition: PART 15.407 3m HF_ANT_3117(119436) HORIZONTAL Mode : 30 Setting : MCS0 Power setting 11.5 Plane : X with Accessories : 861585060047220/861585060047238 Freq Level Limit Line Margin Read Level Ant Factor Cable Loss Preamp Factor APos TPos Remark MHz dBuV/m dBuV/m dB dBuV dB/m dB dB cm deg 1 10500.00 50.92 68.30 -17.38 48.96 37.10 12.16 47.30 --- --- Peak 2 15746.00 49.76 74.00 -24.24 44.18 41.30 14.68 50.40 --- --- Peak	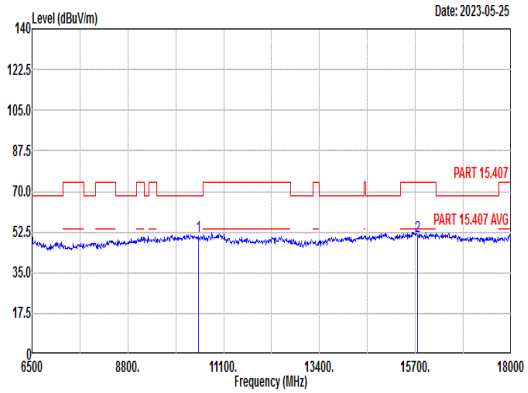 Site : 03CH04-SZ Condition: PART 15.407 3m HF_ANT_3117(119436) VERTICAL Mode : 30 Setting : MCS0 Power setting 11.5 Plane : X with Accessories : 861585060047220/861585060047238 Freq Level Limit Line Margin Read Level Ant Factor Cable Loss Preamp Factor APos TPos Remark MHz dBuV/m dBuV/m dB dBuV dB/m dB dB cm deg 1 10500.00 50.63 68.30 -17.67 48.67 37.10 12.16 47.30 --- --- Peak 2 15750.00 50.88 74.00 -23.12 45.29 41.31 14.68 50.40 --- --- Peak

Mode	31
	Band Edge - L
	5.15-5.35_UNII 1-2A_802.11be EHT160_CH114_Full_5570MHz
ANT	CDD 5+18

Pol.	Horizontal	Fundamental
Peak	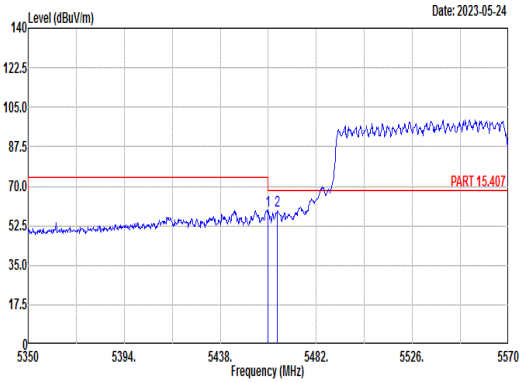 Site : 03CH04-SZ Condition: PART 15.407 3m HF_ANT_3117(119436) HORIZONTAL : RBW:1000.000kHz VBW:3000.000kHz Mode : 31 Setting : MCS0 Powersetting 11 Plane : X with Accessories : 861585060047220/861585060047238 Freq Level Limit Line Margin (dB) Read Level Ant Factor Cable Loss Preamp Factor APos TPos Remark MHz dBuV/m dBuV/m dBuV dB/m dB dB cm deg 1 5460.00 59.28 74.00 -14.72 47.10 36.02 9.69 33.53 100 291 2 5464.18 59.31 68.30 -8.99 47.15 36.01 9.69 33.54 100 291 PEAK	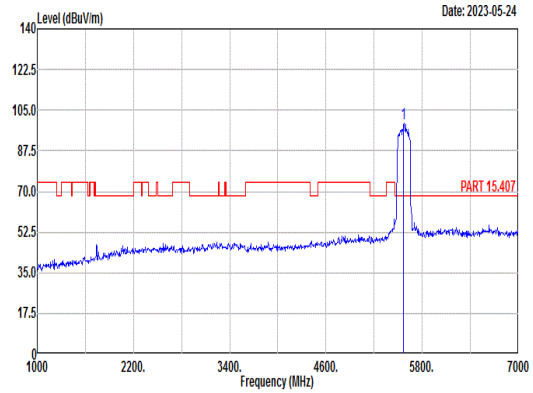 Site : 03CH04-SZ Condition: PART 15.407 3m HF_ANT_3117(119436) HORIZONTAL : RBW:1000.000kHz VBW:3000.000kHz Mode : 31 Setting : MCS0 Powersetting 11 Plane : X with Accessories : 861585060047220/861585060047238 Freq Level Limit Line Margin (dB) Read Level Ant Factor Cable Loss Preamp Factor APos TPos Remark MHz dBuV/m dBuV/m dBuV dB/m dB dB cm deg 1 5570.00 99.09 ------ ------ 86.81 36.10 9.74 33.56 100 291 PEAK
Avg	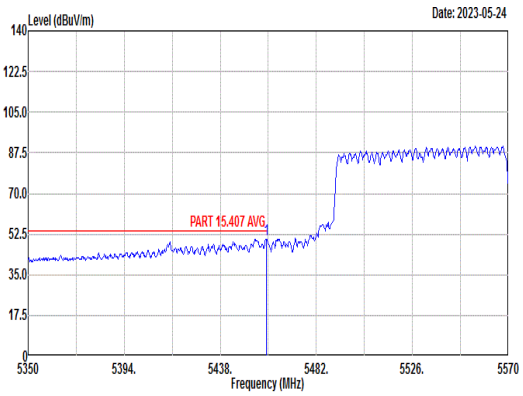 Site : 03CH04-SZ Condition: PART 15.407 AVG 3m HF_ANT_3117(119436) HORIZONTAL : RBW:1000.000kHz VBW:10.000kHz Mode : 31 Setting : MCS0 Powersetting 11 Plane : X with Accessories : 861585060047220/861585060047238 Freq Level Limit Line Margin (dB) Read Level Ant Factor Cable Loss Preamp Factor APos TPos Remark MHz dBuV/m dBuV/m dBuV dB/m dB dB cm deg 1 5459.12 50.38 54.00 -3.62 38.20 36.02 9.69 33.53 100 291 AVERAGE	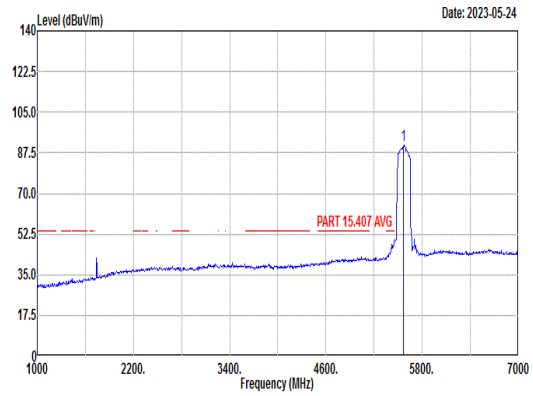 Site : 03CH04-SZ Condition: PART 15.407 AVG 3m HF_ANT_3117(119436) HORIZONTAL : RBW:1000.000kHz VBW:10.000kHz Mode : 31 Setting : MCS0 Powersetting 11 Plane : X with Accessories : 861585060047220/861585060047238 Freq Level Limit Line Margin (dB) Read Level Ant Factor Cable Loss Preamp Factor APos TPos Remark MHz dBuV/m dBuV/m dBuV dB/m dB dB cm deg 1 5570.00 90.91 ------ ------ 78.60 36.11 9.75 33.55 100 291 AVERAGE

Mode	31	
	Band Edge - R	
	5.15-5.35_UNII 1-2A_802.11be EHT160_CH114_Full_5570MHz	
ANT	CDD 5+18	
Pol.	Horizontal	Fundamental
Peak	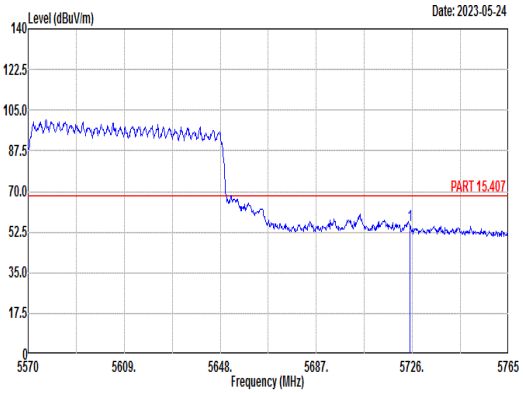 Site : 03CH04-SZ Condition: PART 15.407 3m HF_ANT_3117(119436) HORIZONTAL : RBW:1000.000kHz VBW:3000.000kHz Mode : 31 Setting : MCS0 Powersetting 11 Plane : X with Accessories : 861585060047220/861585060047238 Freq Level Limit Line Margin (dB) Read Level Ant Factor Cable Loss Preamp Factor APos TPos Remark MHz dBuV/m dBuV/m dBuV dB/m dB dB cm deg 1 5725.03 55.39 68.30 -12.91 42.51 36.32 10.02 33.46 100 291 PEAK	Blank

Mode	31
	Band Edge - L
	5.15-5.35_UNII 1-2A_802.11be EHT160_CH114_Full_5570MHz
ANT	CDD 5+18

Pol.	Vertical	Fundamental
Peak	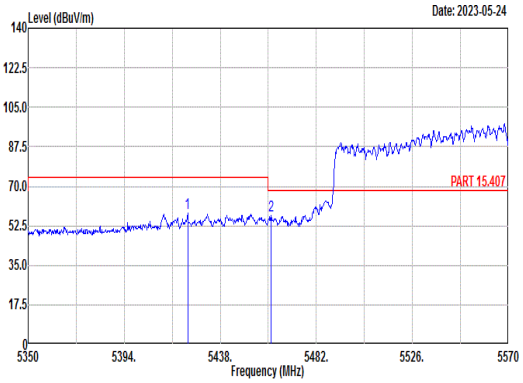 Site : 03CH04-SZ Condition: PART 15.407 3m HF_ANT_3117(119436) VERTICAL : RBW:1000.000kHz VBW:3000.000kHz Mode : 31 Setting : MCS0 Powersetting 11 Plane : X with Accessories : 861585060047220/861585060047238 Freq Level Limit Line Margin (dB) Read Level Ant Factor Cable Loss Preamp Factor APos TPos Remark MHz dBuV/m dBuV/m dBuV dB/m dB dB cm deg 1 5423.04 57.91 74.00 -16.09 45.67 36.03 9.67 33.46 400 196 PEAK 2 5461.10 57.19 68.30 -11.11 45.01 36.02 9.69 33.53 400 196 PEAK	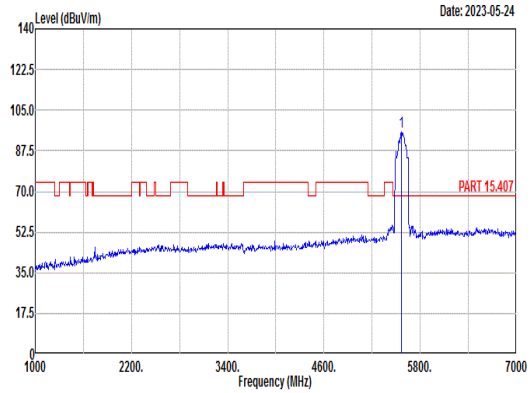 Site : 03CH04-SZ Condition: PART 15.407 3m HF_ANT_3117(119436) VERTICAL : RBW:1000.000kHz VBW:3000.000kHz Mode : 31 Setting : MCS0 Powersetting 11 Plane : X with Accessories : 861585060047220/861585060047238 Freq Level Limit Line Margin (dB) Read Level Ant Factor Cable Loss Preamp Factor APos TPos Remark MHz dBuV/m dBuV/m ------ ------ dBuV dB/m dB dB cm deg 1 5570.00 95.67 ------ ------ 83.40 36.09 9.74 33.56 400 196 PEAK
Avg	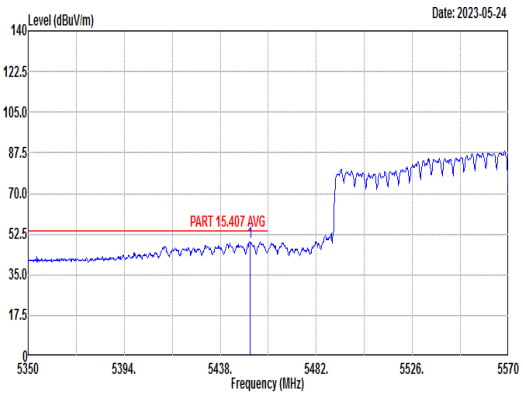 Site : 03CH04-SZ Condition: PART 15.407 AVG 3m HF_ANT_3117(119436) VERTICAL : RBW:1000.000kHz VBW:10.000kHz Mode : 31 Setting : MCS0 Powersetting 11 Plane : X with Accessories : 861585060047220/861585060047238 Freq Level Limit Line Margin (dB) Read Level Ant Factor Cable Loss Preamp Factor APos TPos Remark MHz dBuV/m dBuV/m dBuV dB/m dB dB cm deg 1 5451.64 49.30 54.00 -4.70 37.11 36.02 9.68 33.51 400 196 AVERAGE	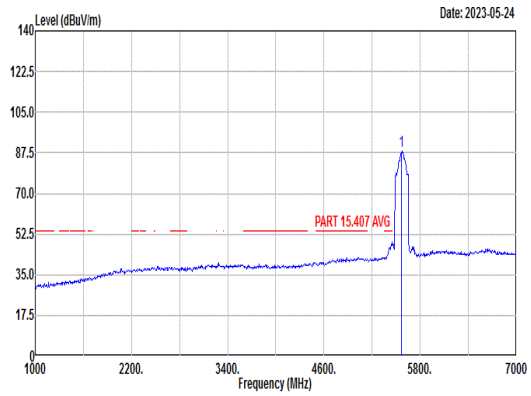 Site : 03CH04-SZ Condition: PART 15.407 AVG 3m HF_ANT_3117(119436) VERTICAL : RBW:1000.000kHz VBW:10.000kHz Mode : 31 Setting : MCS0 Powersetting 11 Plane : X with Accessories : 861585060047220/861585060047238 Freq Level Limit Line Margin (dB) Read Level Ant Factor Cable Loss Preamp Factor APos TPos Remark MHz dBuV/m dBuV/m ------ ------ dBuV dB/m dB dB cm deg 1 5570.00 88.39 ------ ------ 76.08 36.11 9.75 33.55 400 196 AVERAGE

Mode	31	
	Band Edge - R	
	5.15-5.35_UNII 1-2A_802.11be EHT160_CH114_Full_5570MHz	
ANT	CDD 5+18	
Pol.	Vertical	Fundamental
Peak	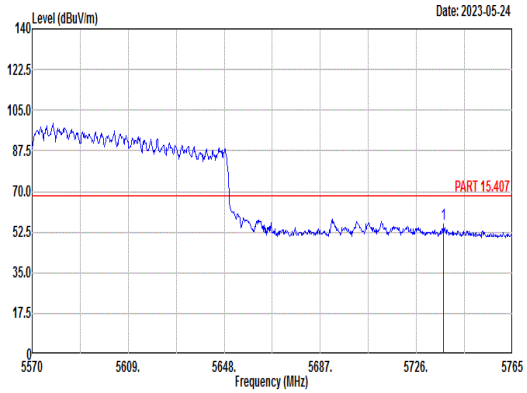 Site : 03CH04-SZ Condition: PART 15.407 3m HF_ANT_3117(119436) VERTICAL : RBW:1000.000kHz VBW:3000.000kHz Mode : 31 Setting : MCS0 Powersetting 11 Plane : X with Accessories : 861585060047220/861585060047238 Freq Level Limit Line Margin (dB) Read Level Ant Factor Cable Loss Preamp Factor APos TPos Remark MHz dBuV/m dBuV/m dBuV dB/m dB dB cm deg 1 5737.12 55.83 68.30 -12.47 42.92 36.33 10.04 33.46 400 196 PEAK	Blank

Mode	31	
	Harmonic	
	5.15-5.35_UNII 1-2A_802.11be EHT160_CH114_Full_5570MHz	
ANT	CDD 5+18	
Pol.	Horizontal	Vertical
Peak Avg	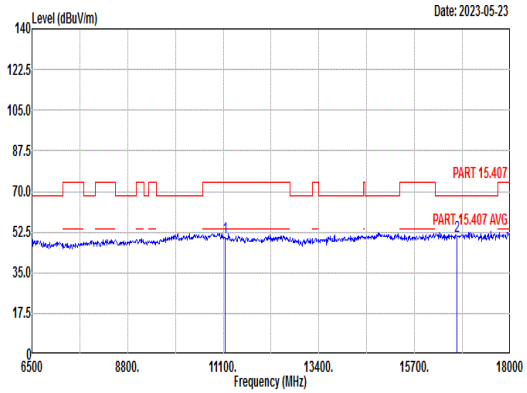 Site : 03CH04-SZ Condition: PART 15.407 3m HF_ANT_3117(119436) HORIZONTAL Mode : 31 Setting : MCS0 Power setting 11 Plane : X with Accessories : 861585060047220/861585060047238 Freq Level Limit Line Margin Read Level Ant Factor Cable Loss Preamp Factor APos TPos Remark MHz dBuV/m dBuV/m dB dBuV dB/m dB dB cm deg 1 11140.00 50.15 74.00 -23.85 47.65 37.48 12.62 47.60 --- --- Peak 2 16710.00 50.56 68.30 -17.74 42.78 43.83 15.32 51.37 --- --- Peak	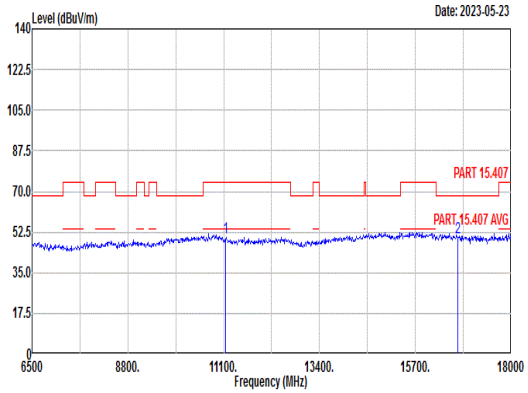 Site : 03CH04-SZ Condition: PART 15.407 3m HF_ANT_3117(119436) VERTICAL Mode : 31 Setting : MCS0 Power setting 11 Plane : X with Accessories : 861585060047220/861585060047238 Freq Level Limit Line Margin Read Level Ant Factor Cable Loss Preamp Factor APos TPos Remark MHz dBuV/m dBuV/m dB dBuV dB/m dB dB cm deg 1 11140.00 50.19 74.00 -23.81 47.69 37.48 12.62 47.60 --- --- Peak 2 16710.00 50.44 68.30 -17.86 42.66 43.83 15.32 51.37 --- --- Peak

Mode	32	
	Band Edge	
	5.725-5.85_UNII 3_802.11a_CH149_5745MHz	
ANT	CDD 5+18	
Pol.	Horizontal	Fundamental
Peak	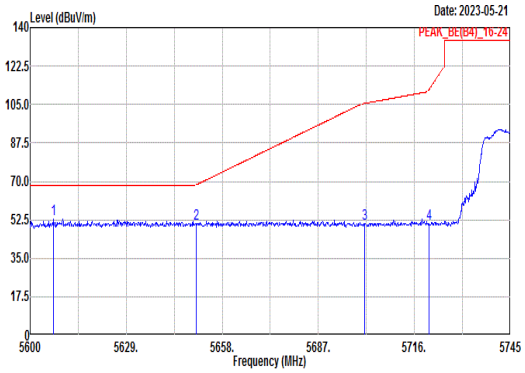 Site : 03CH04-SZ Condition: PEAK_BE(B4)_16-24 3m HF_ANT_3117(119436) HORIZONTAL Mode : 32 Setting : 6M Powersetting 11 Plane : Z with Accessories : 861585060047220/861585060047238 Freq Level Limit Line Margin (dB) Read Level Ant Factor Cable Loss Preamp Factor APos TPos Remark MHz dBuV/m dBuV/m dBuV dB/m dB dB cm deg 1 5607.11 52.93 68.30 -15.37 40.55 36.15 9.77 33.54 300 268 PEAK 2 5650.03 50.73 68.32 -17.59 38.17 36.21 9.86 33.51 300 268 PEAK 3 5701.07 50.98 105.50 -54.52 38.21 36.28 9.97 33.48 300 268 PEAK 4 5720.35 50.93 111.60 -60.67 38.08 36.31 10.01 33.47 300 268 PEAK	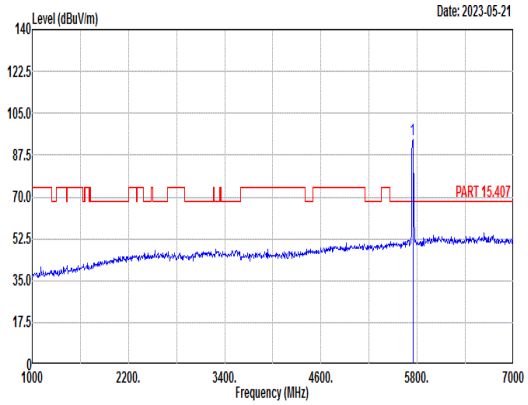 Site : 03CH04-SZ Condition: PART 15.407 3m HF_ANT_3117(119436) HORIZONTAL Mode : 32 Setting : 6M Powersetting 11 Plane : Z with Accessories : 861585060047220/861585060047238 Freq Level Limit Line Margin (dB) Read Level Ant Factor Cable Loss Preamp Factor APos TPos Remark MHz dBuV/m dBuV/m dBuV dB/m dB dB cm deg 1 5745.00 93.85 ------ ------ 80.90 36.34 10.06 33.45 300 268 PEAK
Avg	Blank	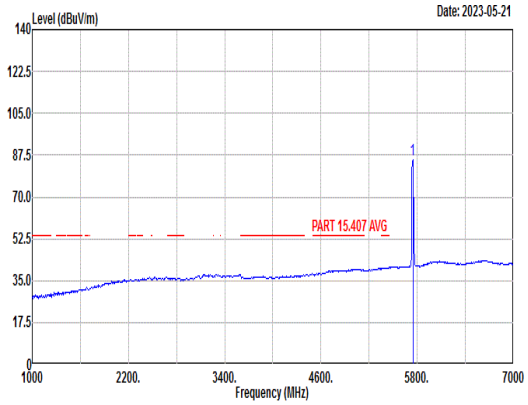 Site : 03CH04-SZ Condition: PART 15.407 AVG 3m HF_ANT_3117(119436) HORIZONTAL Mode : 32 Setting : 6M Powersetting 11 Plane : Z with Accessories : 861585060047220/861585060047238 Freq Level Limit Line Margin (dB) Read Level Ant Factor Cable Loss Preamp Factor APos TPos Remark MHz dBuV/m dBuV/m dBuV dB/m dB dB cm deg 1 5745.00 85.72 ------ ------ 72.77 36.34 10.06 33.45 300 268 AVERAGE

Mode	32	
	Band Edge	
	5.725-5.85_UNII 3_802.11a_CH149_5745MHz	
ANT	CDD 5+18	
Pol.	Vertical	Fundamental
Peak	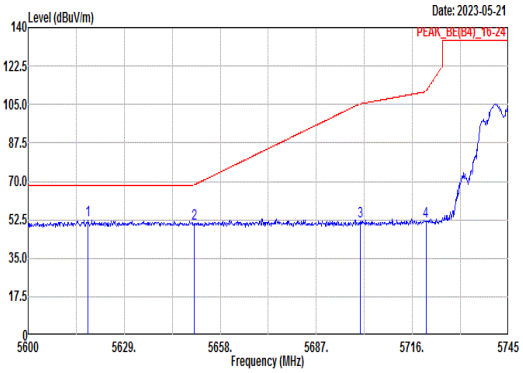 Site : 03CH04-SZ Condition: PEAK_BE(B4)_16-24 3m HF_ANT_3117(119436) VERTICAL Mode : 32 Setting : 6M Powersetting 11 Plane : Z with Accessories : 861585060047220/861585060047238 Freq Level Limit Line Margin (dB) Read Level Ant Factor Cable Loss Preamp Factor APos TPos Remark MHz dBuV/m dBuV/m dBuV dB/m dB dB cm deg 1 5618.13 52.49 68.30 -15.81 40.06 36.17 9.79 33.53 200 79 PEAK 2 5650.03 50.98 68.32 -17.34 38.42 36.21 9.86 33.51 200 79 PEAK 3 5700.20 51.75 105.25 -53.50 38.98 36.28 9.97 33.48 200 79 PEAK 4 5720.06 51.75 110.94 -59.19 38.90 36.31 10.01 33.47 200 79 PEAK	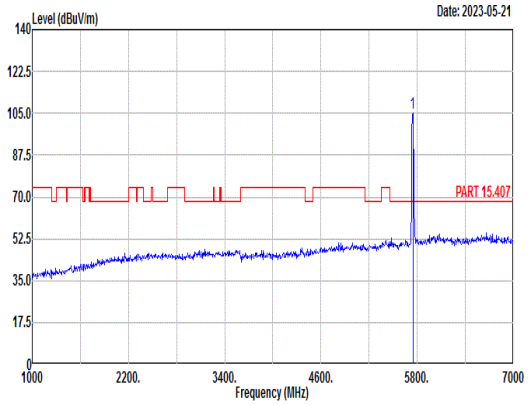 Site : 03CH04-SZ Condition: PART 15.407 3m HF_ANT_3117(119436) VERTICAL Mode : 32 Setting : 6M Powersetting 11 Plane : Z with Accessories : 861585060047220/861585060047238 Freq Level Limit Line Margin (dB) Read Level Ant Factor Cable Loss Preamp Factor APos TPos Remark MHz dBuV/m dBuV/m dBuV dB/m dB dB cm deg 1 5745.00 105.36 ------ ------ 92.41 36.34 10.06 33.45 200 79 PEAK
Avg	Blank	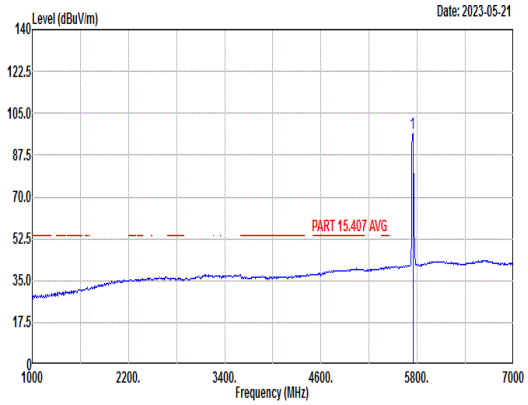 Site : 03CH04-SZ Condition: PART 15.407 AVG 3m HF_ANT_3117(119436) VERTICAL Mode : 32 Setting : 6M Powersetting 11 Plane : Z with Accessories : 861585060047220/861585060047238 Freq Level Limit Line Margin (dB) Read Level Ant Factor Cable Loss Preamp Factor APos TPos Remark MHz dBuV/m dBuV/m dBuV dB/m dB dB cm deg 1 5745.00 96.82 ------ ------ 83.87 36.34 10.06 33.45 200 79 AVERAGE

Mode	32	
	Harmonic	
	5.725-5.85_UNII 3_802.11a_CH149_5745MHz	
ANT	CDD 5+18	
Pol.	Horizontal	Vertical
Peak Avg	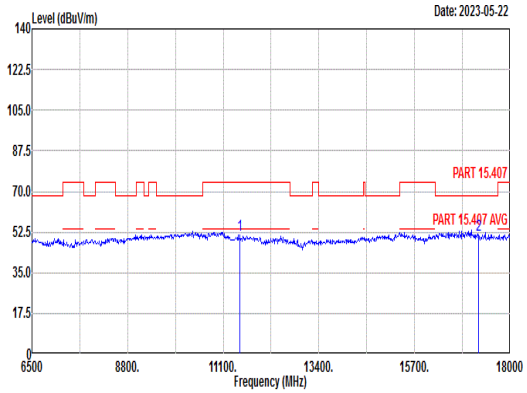 Site : 03CH04-SZ Condition: PART 15.407 3m HF_ANT_3117(119436) HORIZONTAL Mode : 32 Setting : 6M Power setting 11 Plane : Z with Accessories : 861585060047220/861585060047238 Freq Level Limit Line Margin Read Level Ant Factor Cable Loss Preamp Factor APos TPos Remark MHz dBuV/m dBuV/m dB dBuV dB/m dB dB cm deg 1 11490.00 50.99 74.00 -23.01 47.38 39.60 12.87 48.86 --- --- Peak 2 17235.00 51.13 68.30 -17.17 45.19 44.18 15.72 53.96 --- --- Peak	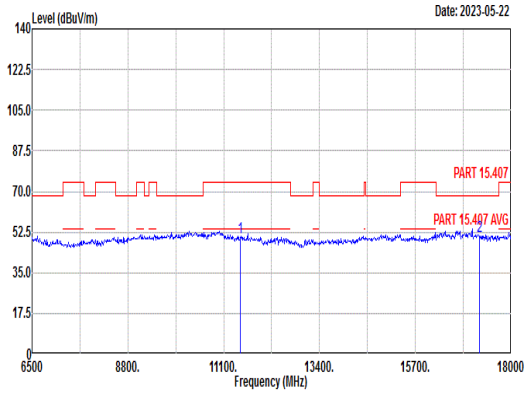 Site : 03CH04-SZ Condition: PART 15.407 3m HF_ANT_3117(119436) VERTICAL Mode : 32 Setting : 6M Power setting 11 Plane : Z with Accessories : 861585060047220/861585060047238 Freq Level Limit Line Margin Read Level Ant Factor Cable Loss Preamp Factor APos TPos Remark MHz dBuV/m dBuV/m dB dBuV dB/m dB dB cm deg 1 11490.00 50.22 74.00 -23.78 46.61 39.60 12.87 48.86 --- --- Peak 2 17235.00 50.94 68.30 -17.36 45.00 44.18 15.72 53.96 --- --- Peak

Mode	33	
	Harmonic	
	5.725-5.85_UNII 3_802.11a_CH157_5785MHz	
ANT	CDD 5+18	
Pol.	Horizontal	Vertical
Peak Avg	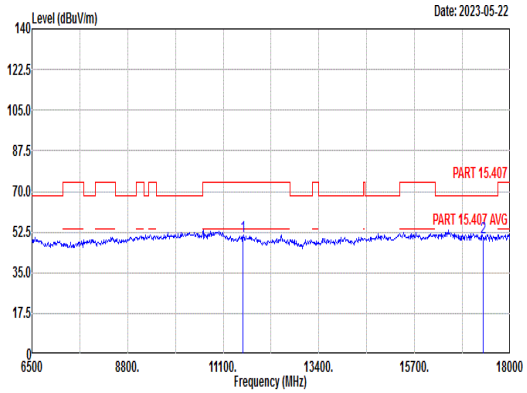 Site : 03CH04-SZ Condition: PART 15.407 3m HF_ANT_3117(119436) HORIZONTAL Mode : 33 Setting : 6M Power setting 11 Plane : Z with Accessories : 861585060047220/861585060047238 Freq Level Limit Line Margin Read Level Ant Factor Cable Loss Preamp Factor APos TPos Remark MHz dBuV/m dBuV/m dB dBuV dB/m dB dB cm deg 1 11570.00 50.57 74.00 -23.43 46.93 39.57 12.93 48.86 --- --- Peak 2 17355.00 50.10 68.30 -18.20 44.21 44.33 15.81 54.25 --- --- Peak	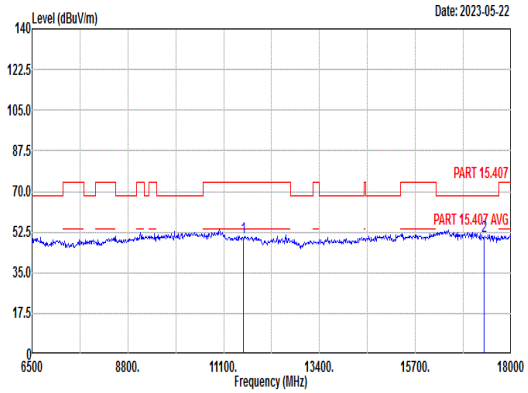 Site : 03CH04-SZ Condition: PART 15.407 3m HF_ANT_3117(119436) VERTICAL Mode : 33 Setting : 6M Power setting 11 Plane : Z with Accessories : 861585060047220/861585060047238 Freq Level Limit Line Margin Read Level Ant Factor Cable Loss Preamp Factor APos TPos Remark MHz dBuV/m dBuV/m dB dBuV dB/m dB dB cm deg 1 11570.00 50.16 74.00 -23.84 46.52 39.57 12.93 48.86 --- --- Peak 2 17355.00 50.87 68.30 -17.43 44.98 44.33 15.81 54.25 --- --- Peak

Mode	34	
	Band Edge	
	5.725-5.85_UNII 3_802.11a_CH165_5825MHz	
ANT	CDD 5+18	
Pol.	Horizontal	Fundamental
Peak	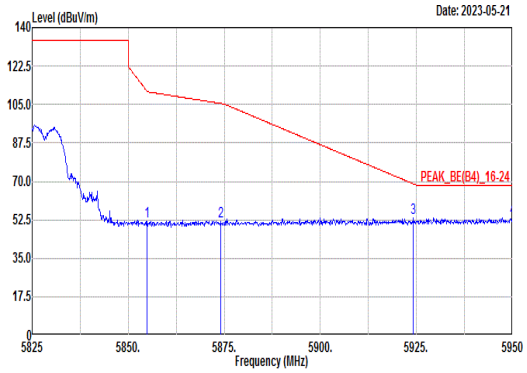 Site : 03CH04-SZ Condition: PEAK_BE(B4)_16-24 3m HF_ANT_3117(119436) HORIZONTAL Mode : 34 Setting : 6M Powersetting 11 Plane : Z with Accessories : 861585060047220/861585060047238 Freq Level Limit Line Margin (dB) Read Level Ant Factor Cable Loss Preamp Factor APos TPos Remark MHz dBuV/m dBuV/m dBuV dB/m dB dB cm deg 1 5854.88 51.62 111.08 -59.46 38.22 36.50 10.29 33.39 200 332 PEAK 2 5874.00 51.97 105.48 -53.51 38.50 36.52 10.33 33.38 200 332 PEAK 3 5924.25 53.40 68.85 -15.45 39.72 36.59 10.44 33.35 200 332 PEAK 4 5950.00 53.51 68.30 -14.79 39.72 36.63 10.49 33.33 200 332 PEAK	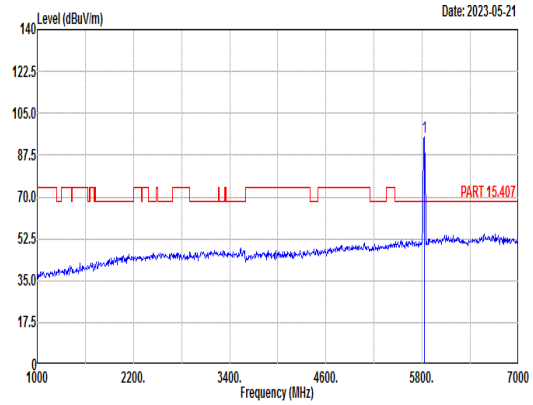 Site : 03CH04-SZ Condition: PART 15.407 3m HF_ANT_3117(119436) HORIZONTAL Mode : 34 Setting : 6M Powersetting 11 Plane : Z with Accessories : 861585060047220/861585060047238 Freq Level Limit Line Margin (dB) Read Level Ant Factor Cable Loss Preamp Factor APos TPos Remark MHz dBuV/m dBuV/m dBuV dB/m dB dB cm deg 1 5825.00 95.08 ------ ------ 81.78 36.46 10.24 33.40 200 332 PEAK
Avg	Blank	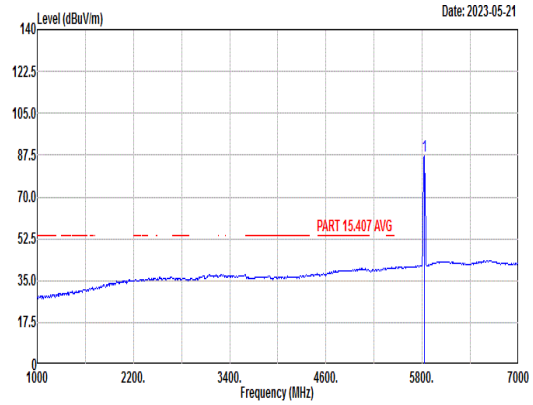 Site : 03CH04-SZ Condition: PART 15.407 AVG 3m HF_ANT_3117(119436) HORIZONTAL Mode : 34 Setting : 6M Powersetting 11 Plane : Z with Accessories : 861585060047220/861585060047238 Freq Level Limit Line Margin (dB) Read Level Ant Factor Cable Loss Preamp Factor APos TPos Remark MHz dBuV/m dBuV/m dBuV dB/m dB dB cm deg 1 5825.00 86.91 ------ ------ 73.64 36.45 10.23 33.41 200 332 AVERAGE

Mode	34	
	Band Edge	
	5.725-5.85_UNII 3_802.11a_CH165_5825MHz	
ANT	CDD 5+18	
Pol.	Vertical	Fundamental
Peak	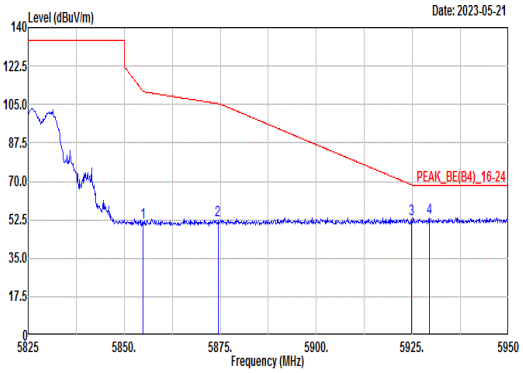 Site : 03CH04-SZ Condition: PEAK_BE(B4)_16-24 3m HF_ANT_3117(119436) VERTICAL Mode : 34 Setting : 6M Powersetting 11 Plane : Z with Accessories : 861585060047220/861585060047238 Freq Level Limit Line Margin (dB) Read Level Ant Factor Cable Loss Preamp Factor APos TPos Remark MHz dBuV/m dBuV/m dBuV dB/m dB dB cm deg 1 5854.88 51.41 111.08 -59.67 38.01 36.50 10.29 33.39 230 67 PEAK 2 5874.38 52.38 105.37 -52.99 38.91 36.52 10.33 33.38 230 67 PEAK 3 5924.75 52.57 68.48 -15.91 38.89 36.59 10.44 33.35 230 67 PEAK 4 5929.38 53.61 68.30 -14.69 39.90 36.60 10.45 33.34 230 67 PEAK	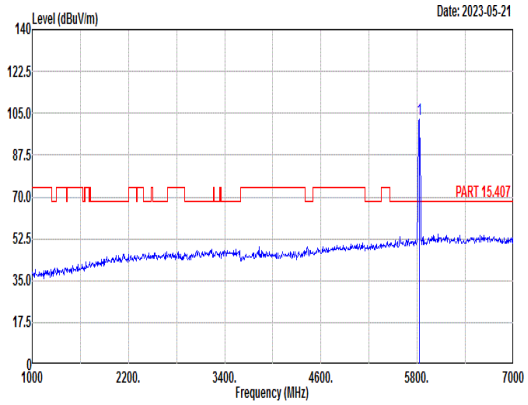 Site : 03CH04-SZ Condition: PART 15.407 3m HF_ANT_3117(119436) VERTICAL Mode : 34 Setting : 6M Powersetting 11 Plane : Z with Accessories : 861585060047220/861585060047238 Freq Level Limit Line Margin (dB) Read Level Ant Factor Cable Loss Preamp Factor APos TPos Remark MHz dBuV/m dBuV/m dBuV dB/m dB dB cm deg 1 5825.00 102.64 ------ ------ 89.37 36.45 10.23 33.41 230 67 PEAK
Avg	Blank	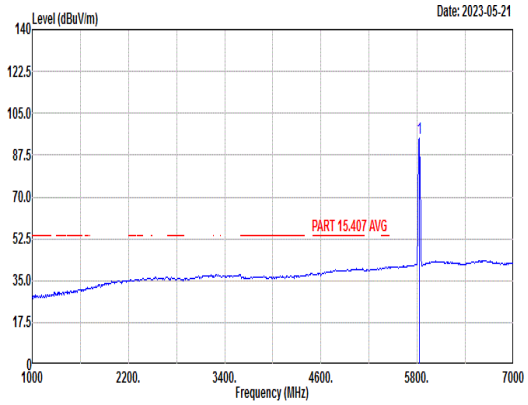 Site : 03CH04-SZ Condition: PART 15.407 AVG 3m HF_ANT_3117(119436) VERTICAL Mode : 34 Setting : 6M Powersetting 11 Plane : Z with Accessories : 861585060047220/861585060047238 Freq Level Limit Line Margin (dB) Read Level Ant Factor Cable Loss Preamp Factor APos TPos Remark MHz dBuV/m dBuV/m dBuV dB/m dB dB cm deg 1 5825.00 94.82 ------ ------ 81.55 36.45 10.23 33.41 230 67 AVERAGE

Mode	34	
	Harmonic	
	5.725-5.85_UNII 3_802.11a_CH165_5825MHz	
ANT	CDD 5+18	
Pol.	Horizontal	Vertical
Peak Avg	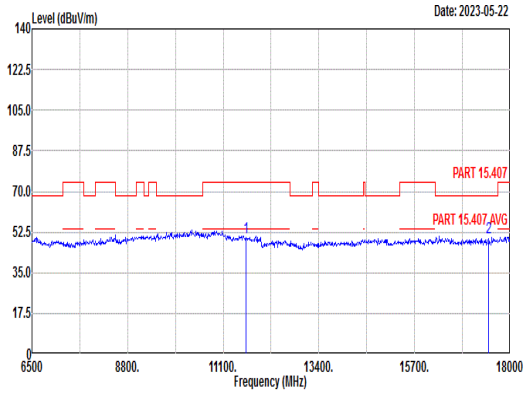 Site : 03CH04-SZ Condition: PART 15.407 3m HF_ANT_3117(119436) HORIZONTAL Mode : 34 Setting : 6M Power setting 11 Plane : Z with Accessories : 861585060047220/861585060047238 Freq Level Limit Line Margin Read Level Ant Factor Cable Loss Preamp Factor APos TPos Remark MHz dBuV/m dBuV/m dB dBuV dB/m dB dB cm deg 1 11650.00 50.16 74.00 -23.84 46.44 39.54 12.99 48.81 --- --- Peak 2 17475.00 50.17 68.30 -18.13 44.34 44.47 15.90 54.54 --- --- Peak	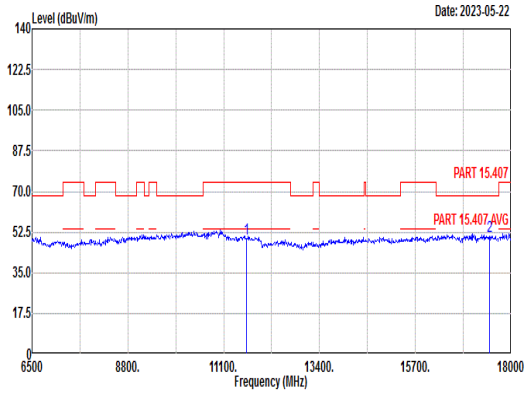 Site : 03CH04-SZ Condition: PART 15.407 3m HF_ANT_3117(119436) VERTICAL Mode : 34 Setting : 6M Power setting 11 Plane : Z with Accessories : 861585060047220/861585060047238 Freq Level Limit Line Margin Read Level Ant Factor Cable Loss Preamp Factor APos TPos Remark MHz dBuV/m dBuV/m dB dBuV dB/m dB dB cm deg 1 11650.00 49.50 74.00 -24.50 45.78 39.54 12.99 48.81 --- --- Peak 2 17475.00 50.67 68.30 -17.63 44.84 44.47 15.90 54.54 --- --- Peak

Mode	35	
	Band Edge	
	5.725-5.85_UNII 3_802.11be EHT20_CH149_Full_5745MHz	
ANT	CDD 5+18	
Pol.	Horizontal	Fundamental
Peak	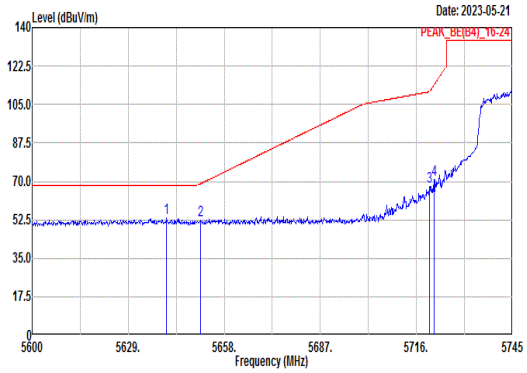 Site : 03CH04-SZ Condition: PEAK_BE(B4)_16-24 3m HF_ANT_3117(119436) HORIZONTAL Mode : 35 Setting : MCS0 Powersetting 18 Plane : Z with Accessories : 861585060047220/861585060047238 1 5640.60 53.50 68.30 -14.80 40.98 36.20 9.84 33.52 200 302 PEAK 2 5650.90 52.32 68.96 -16.64 39.76 36.21 9.86 33.51 200 302 PEAK 3 5719.92 67.79 110.78 -42.99 54.94 36.31 10.01 33.47 200 302 PEAK 4 5721.37 70.79 113.91 -43.12 57.94 36.31 10.01 33.47 200 302 PEAK	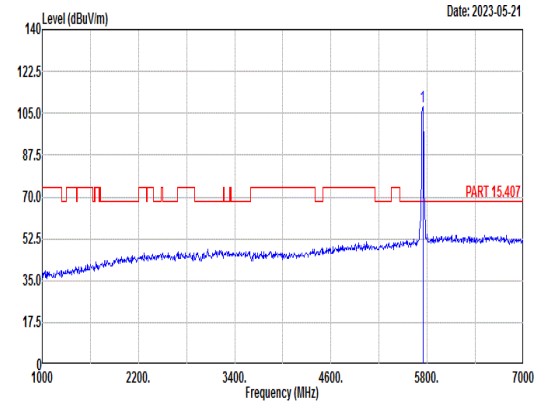 Site : 03CH04-SZ Condition: PART 15.407 3m HF_ANT_3117(119436) HORIZONTAL Mode : 35 Setting : MCS0 Powersetting 18 Plane : Z with Accessories : 861585060047220/861585060047238 1 5745.00 108.02 ------ ------ 95.07 36.34 10.06 33.45 200 302 PEAK
Avg	Blank	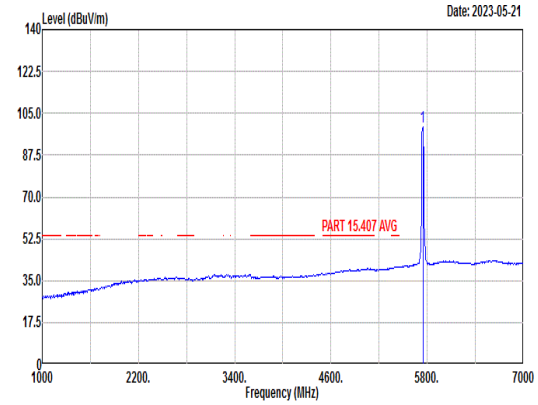 Site : 03CH04-SZ Condition: PART 15.407 AVG 3m HF_ANT_3117(119436) HORIZONTAL Mode : 35 Setting : MCS0 Powersetting 18 Plane : Z with Accessories : 861585060047220/861585060047238 1 5745.00 99.25 ------ ------ 86.30 36.34 10.06 33.45 200 302 AVERAGE

Mode	35	
	Band Edge	
	5.725-5.85_UNII 3_802.11be EHT20_CH149_Full_5745MHz	
ANT	CDD 5+18	
Pol.	Vertical	Fundamental
Peak	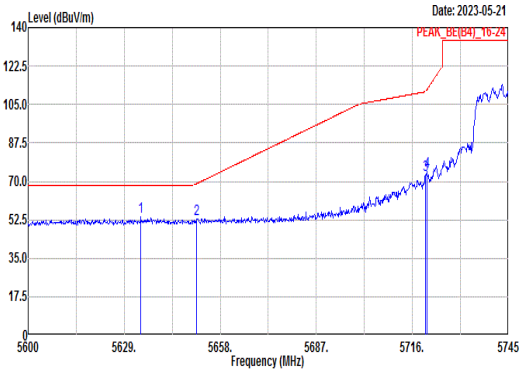 Site : 03CH04-SZ Condition: PEAK_BE(B4)_16-24 3m HF_ANT_3117(119436) VERTICAL Mode : 35 Setting : MCS0 Powersetting 18 Plane : Z with Accessories : 861585060047220/861585060047238 Freq Level Limit Line Margin (dB) Read Level Ant Factor Cable Loss Preamp Factor APos TPos Remark MHz dBuV/m dBuV/m dBuV dB/m dB dB cm deg 1 5634.08 53.62 68.30 -14.68 41.12 36.19 9.83 33.52 200 73 PEAK 2 5650.90 52.96 68.96 -16.00 40.40 36.21 9.86 33.51 200 73 PEAK 3 5719.92 72.79 110.78 -37.99 59.94 36.31 10.01 33.47 200 73 PEAK 4 5720.35 74.75 111.60 -36.85 61.90 36.31 10.01 33.47 200 73 PEAK	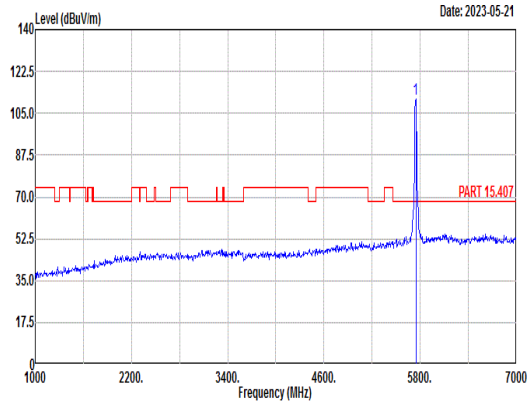 Site : 03CH04-SZ Condition: PART 15.407 3m HF_ANT_3117(119436) VERTICAL Mode : 35 Setting : MCS0 Powersetting 18 Plane : Z with Accessories : 861585060047220/861585060047238 Freq Level Limit Line Margin (dB) Read Level Ant Factor Cable Loss Preamp Factor APos TPos Remark MHz dBuV/m dBuV/m dBuV dB/m dB dB cm deg 1 5745.00 110.72 ------ ------ 97.77 36.34 10.06 33.45 200 73 PEAK
Avg	Blank	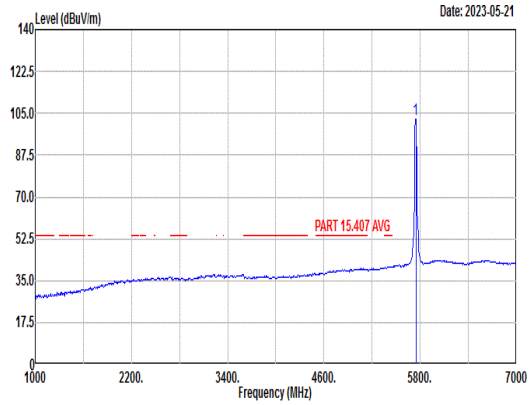 Site : 03CH04-SZ Condition: PART 15.407 AVG 3m HF_ANT_3117(119436) VERTICAL Mode : 35 Setting : MCS0 Powersetting 18 Plane : Z with Accessories : 861585060047220/861585060047238 Freq Level Limit Line Margin (dB) Read Level Ant Factor Cable Loss Preamp Factor APos TPos Remark MHz dBuV/m dBuV/m dBuV dB/m dB dB cm deg 1 5745.00 102.40 ------ ------ 89.45 36.34 10.06 33.45 200 73 AVERAGE

Mode	35	
	Harmonic	
	5.725-5.85_UNII 3_802.11be EHT20_CH149_Full_5745MHz	
ANT	CDD 5+18	
Pol.	Horizontal	Vertical
Peak Avg	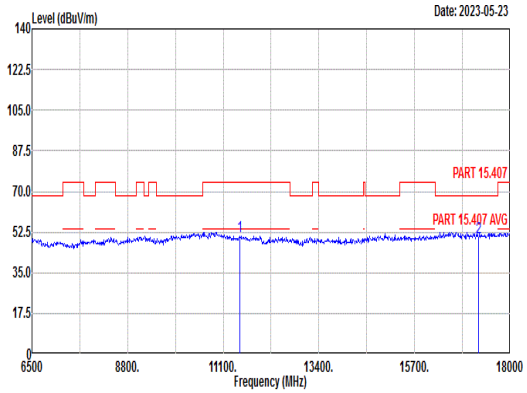 Site : 03CH04-SZ Condition: PART 15.407 3m HF_ANT_3117(119436) HORIZONTAL Mode : 35 Setting : MCS0 Power setting 18 Plane : Z with Accessories : 861585060047220/861585060047238 Freq Level Limit Line Margin Read Level Ant Factor Cable Loss Preamp Factor APos TPos Remark MHz dBuV/m dBuV/m dB dBuV dB/m dB dB cm deg 1 11490.00 50.82 74.00 -23.18 49.12 37.69 12.87 48.86 --- --- Peak 2 17235.00 49.93 68.30 -18.37 44.28 43.89 15.72 53.96 --- --- Peak	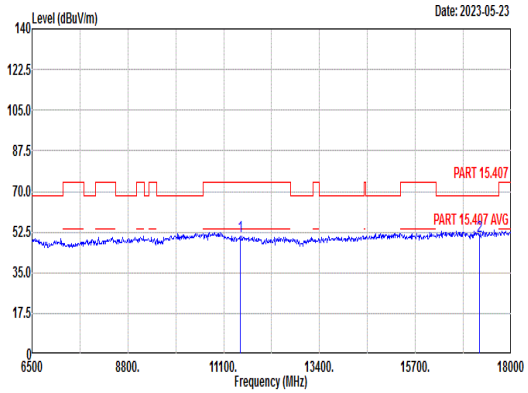 Site : 03CH04-SZ Condition: PART 15.407 3m HF_ANT_3117(119436) VERTICAL Mode : 35 Setting : MCS0 Power setting 18 Plane : Z with Accessories : 861585060047220/861585060047238 Freq Level Limit Line Margin Read Level Ant Factor Cable Loss Preamp Factor APos TPos Remark MHz dBuV/m dBuV/m dB dBuV dB/m dB dB cm deg 1 11490.00 50.58 74.00 -23.42 48.88 37.69 12.87 48.86 --- --- Peak 2 17235.00 50.79 68.30 -17.51 45.14 43.89 15.72 53.96 --- --- Peak

Mode	36	
	Harmonic	
	5.725-5.85_UNII 3_802.11be EHT20_CH157_Full_5785MHz	
ANT	CDD 5+18	
Pol.	Horizontal	Vertical
Peak Avg	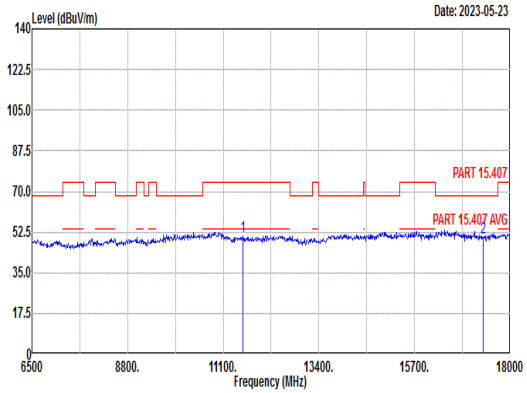 Site : 03CH04-SZ Condition: PART 15.407 3m HF_ANT_3117(119436) HORIZONTAL Mode : 36 Setting : MCS0 Power setting 18 Plane : Z with Accessories : 861585060047220/861585060047238 Freq Level Limit Line Margin Read Level Ant Factor Cable Loss Preamp Factor APos TPos Remark MHz dBuV/m dBuV/m dB dBuV dB/m dB dB cm deg 1 11570.00 50.95 74.00 -23.05 49.08 37.80 12.93 48.86 --- --- Peak 2 17355.00 50.22 68.30 -18.08 45.13 43.53 15.81 54.25 --- --- Peak	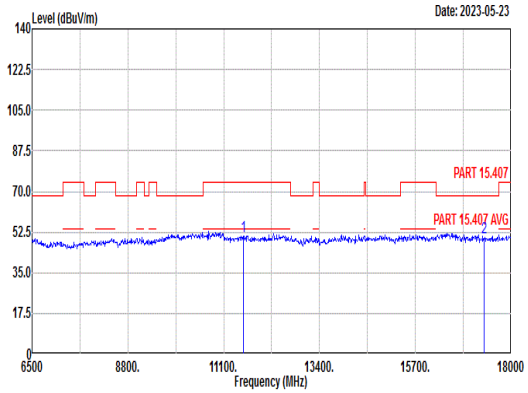 Site : 03CH04-SZ Condition: PART 15.407 3m HF_ANT_3117(119436) VERTICAL Mode : 36 Setting : MCS0 Power setting 18 Plane : Z with Accessories : 861585060047220/861585060047238 Freq Level Limit Line Margin Read Level Ant Factor Cable Loss Preamp Factor APos TPos Remark MHz dBuV/m dBuV/m dB dBuV dB/m dB dB cm deg 1 11570.00 50.86 74.00 -23.14 48.99 37.80 12.93 48.86 --- --- Peak 2 17355.00 50.03 68.30 -18.27 44.94 43.53 15.81 54.25 --- --- Peak

Mode	37	
	Band Edge	
	5.725-5.85_UNII 3_802.11be EHT20_CH165_Full_5825MHz	
ANT	CDD 5+18	
Pol.	Horizontal	Fundamental
Peak	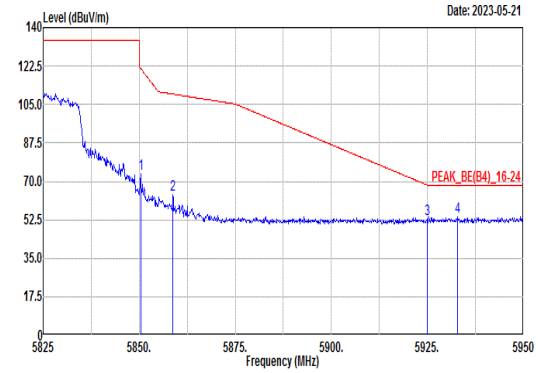 Site : 03CH04-SZ Condition: PEAK_BE(B4)_16-24 3m HF_ANT_3117(119436) HORIZONTAL Mode : 37 Setting : MCS0 Powersetting 18 Plane : Z with Accessories : 861585060047220/861585060047238 1 5850.38 73.51 121.34 -47.83 60.13 36.49 10.28 33.39 100 238 PEAK 2 5858.75 63.82 109.75 -45.93 50.40 36.50 10.30 33.38 100 238 PEAK 3 5924.88 52.89 68.39 -15.50 39.21 36.59 10.44 33.35 100 238 PEAK 4 5932.88 53.70 68.30 -14.60 39.97 36.61 10.46 33.34 100 238 PEAK	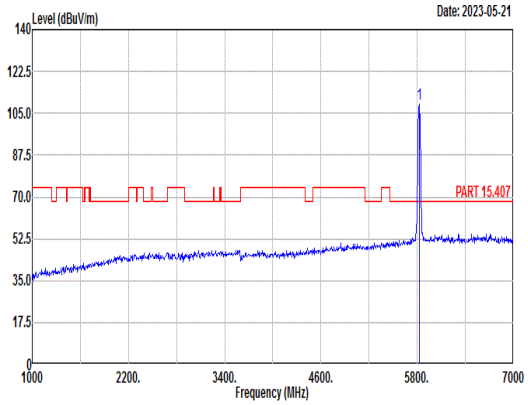 Site : 03CH04-SZ Condition: PART 15.407 3m HF_ANT_3117(119436) HORIZONTAL Mode : 37 Setting : MCS0 Powersetting 18 Plane : Z with Accessories : 861585060047220/861585060047238 1 5825.00 108.87 ------ ------ 95.60 36.45 10.23 33.41 100 238 PEAK
Avg	Blank	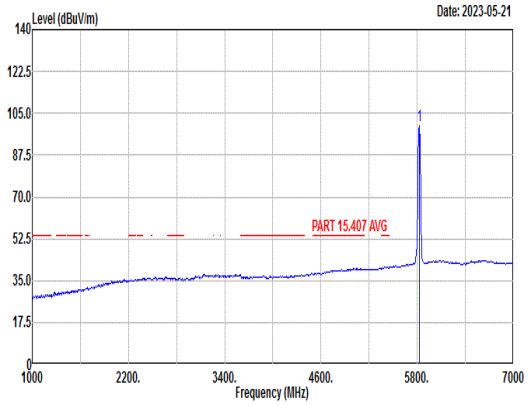 Site : 03CH04-SZ Condition: PART 15.407 AVG 3m HF_ANT_3117(119436) HORIZONTAL Mode : 37 Setting : MCS0 Powersetting 18 Plane : Z with Accessories : 861585060047220/861585060047238 1 5825.00 99.67 ------ ------ 86.40 36.45 10.23 33.41 100 238 AVERAGE

Mode	37	
	Band Edge	
	5.725-5.85_UNII 3_802.11be EHT20_CH165_Full_5825MHz	
ANT	CDD 5+18	
Pol.	Vertical	Fundamental
Peak	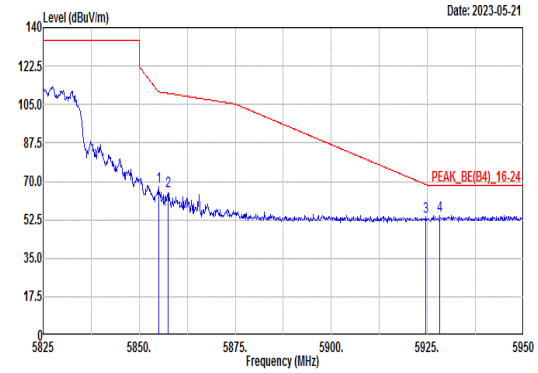 Site : 03CH04-SZ Condition: PEAK_BE(B4)_16-24 3m HF_ANT_3117(119436) VERTICAL Mode : 37 Setting : MCS0 Powersetting 18 Plane : Z with Accessories : 861585060047220/861585060047238 Freq Level Limit Line Margin (dB) Read Level Ant Factor Cable Loss Preamp Factor APos TPos Remark MHz dBuV/m dBuV/m dBuV dB/m dB dB cm deg 1 5855.00 67.75 110.80 -43.05 54.35 36.50 10.29 33.39 369 92 PEAK 2 5857.50 65.75 110.10 -44.35 52.34 36.50 10.30 33.39 369 92 PEAK 3 5924.63 53.90 68.58 -14.68 40.22 36.59 10.44 33.35 369 92 PEAK 4 5928.25 54.53 68.30 -13.77 40.82 36.60 10.45 33.34 369 92 PEAK	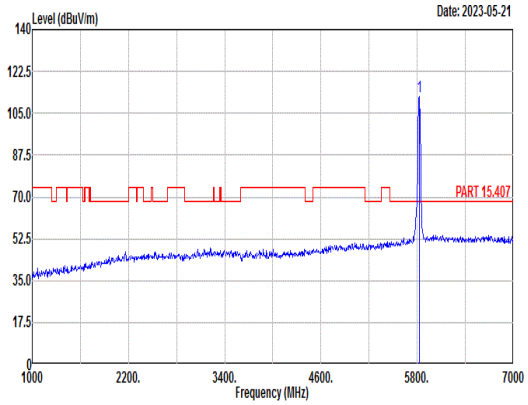 Site : 03CH04-SZ Condition: PART 15.407 3m HF_ANT_3117(119436) VERTICAL Mode : 37 Setting : MCS0 Powersetting 18 Plane : Z with Accessories : 861585060047220/861585060047238 Freq Level Limit Line Margin (dB) Read Level Ant Factor Cable Loss Preamp Factor APos TPos Remark MHz dBuV/m dBuV/m dBuV dB/m dB dB cm deg 1 5825.00 111.85 ------ ------ 98.58 36.45 10.23 33.41 369 92 PEAK
Avg	Blank	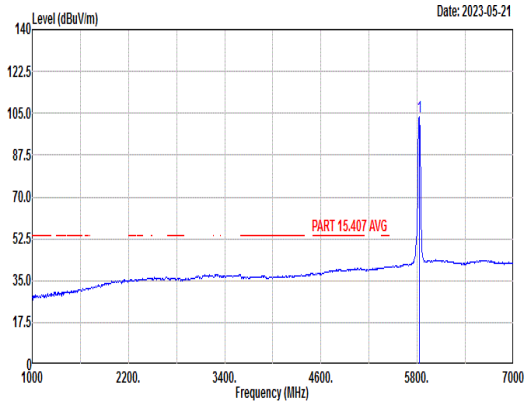 Site : 03CH04-SZ Condition: PART 15.407 AVG 3m HF_ANT_3117(119436) VERTICAL Mode : 37 Setting : MCS0 Powersetting 18 Plane : Z with Accessories : 861585060047220/861585060047238 Freq Level Limit Line Margin (dB) Read Level Ant Factor Cable Loss Preamp Factor APos TPos Remark MHz dBuV/m dBuV/m dBuV dB/m dB dB cm deg 1 5825.00 103.59 ------ ------ 90.32 36.45 10.23 33.41 369 92 AVERAGE

Mode	37	
	Harmonic	
	5.725-5.85_UNII 3_802.11be EHT20_CH165_Full_5825MHz	
ANT	CDD 5+18	
Pol.	Horizontal	Vertical
Peak Avg	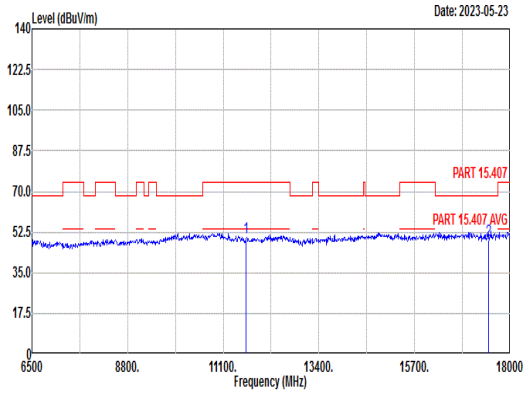 Site : 03CH04-SZ Condition: PART 15.407 3m HF_ANT_3117(119436) HORIZONTAL Mode : 37 Setting : MCS0 Power setting 18 Plane : Z with Accessories : 861585060047220/861585060047238 Freq Level Limit Line Margin Read Level Ant Factor Cable Loss Preamp Factor APos TPos Remark MHz dBuV/m dBuV/m dB dBuV dB/m dB dB cm deg 1 11650.00 50.02 74.00 -23.98 47.91 37.93 12.99 48.81 --- --- Peak 2 17475.00 49.10 68.30 -19.20 44.57 43.17 15.90 54.54 --- --- Peak	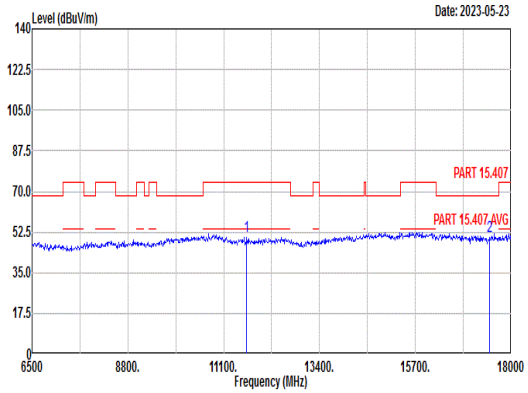 Site : 03CH04-SZ Condition: PART 15.407 3m HF_ANT_3117(119436) VERTICAL Mode : 37 Setting : MCS0 Power setting 18 Plane : Z with Accessories : 861585060047220/861585060047238 Freq Level Limit Line Margin Read Level Ant Factor Cable Loss Preamp Factor APos TPos Remark MHz dBuV/m dBuV/m dB dBuV dB/m dB dB cm deg 1 11650.00 50.64 74.00 -23.36 48.53 37.93 12.99 48.81 --- --- Peak 2 17475.00 50.64 68.30 -17.66 46.11 43.17 15.90 54.54 --- --- Peak

Mode	38	
	Band Edge - L	
	5.725-5.85_UNII 3_802.11be EHT40_CH151_Full_5755MHz	
ANT	CDD 5+18	
Pol.	Horizontal	Fundamental
Peak	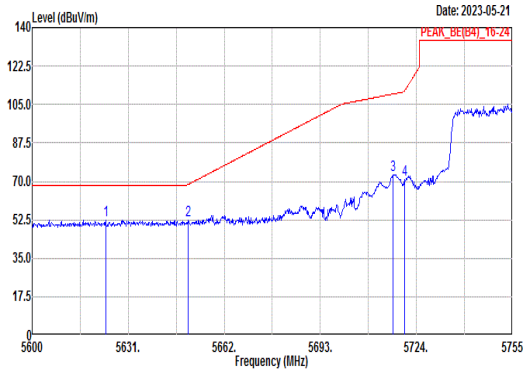 Site : 03CH04-SZ Condition: PEAK_BE(B4)_16-24 3m HF_ANT_3117(119436) HORIZONTAL Mode : 38 Setting : MCS0 Powersetting 17 Plane : Z with Accessories : 861585060047220/861585060047238 1 5623.72 52.39 68.30 -15.91 39.94 36.17 9.81 33.53 345 41 PEAK 2 5650.38 52.19 68.58 -16.39 39.63 36.21 9.86 33.51 345 41 PEAK 3 5716.56 73.13 109.84 -36.71 60.30 36.30 10.00 33.47 345 41 PEAK 4 5720.13 70.76 111.09 -40.33 57.91 36.31 10.01 33.47 345 41 PEAK	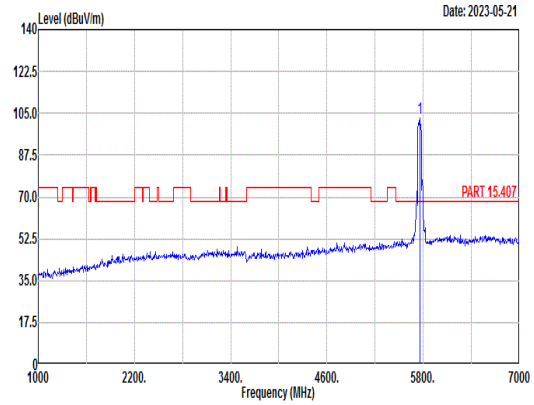 Site : 03CH04-SZ Condition: PART 15.407 3m HF_ANT_3117(119436) HORIZONTAL Mode : 38 Setting : MCS0 Powersetting 17 Plane : Z with Accessories : 861585060047220/861585060047238 1 5755.00 102.94 ------ ------ 89.94 36.36 10.09 33.45 345 41 PEAK
Avg	Blank	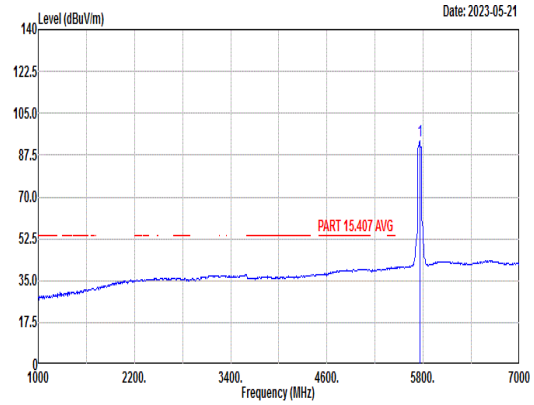 Site : 03CH04-SZ Condition: PART 15.407 AVG 3m HF_ANT_3117(119436) HORIZONTAL Mode : 38 Setting : MCS0 Powersetting 17 Plane : Z with Accessories : 861585060047220/861585060047238 1 5755.00 93.31 ------ ------ 80.31 36.36 10.09 33.45 345 41 AVERAGE

Mode	38	
	Band Edge - R	
	5.725-5.85_UNII 3_802.11be EHT40_CH151_Full_5755MHz	
ANT	CDD 5+18	
Pol.	Horizontal	Fundamental
Peak	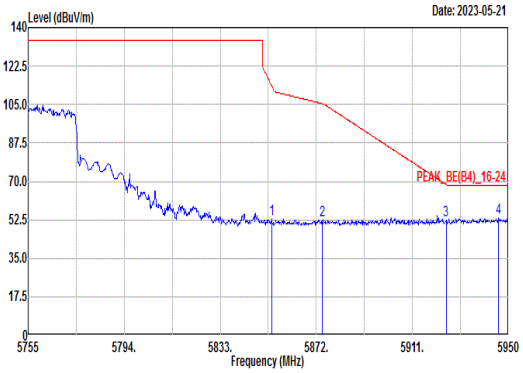 Site : 03CH04-SZ Condition: PEAK_BE(B4)_16-24 3m HF_ANT_3117(119436) HORIZONTAL Mode : 38 Setting : MCS0 Powersetting 17 Plane : Z with Accessories : 861585060047220/861585060047238 Freq Level Limit Line Margin (dB) Read Level Ant Factor Cable Loss Preamp Factor APos TPos Remark MHz dBuV/m dBuV/m dBuV dB/m dB dB cm deg 1 5853.87 52.67 113.39 -60.72 39.27 36.50 10.29 33.39 345 41 PEAK 2 5874.34 52.30 105.38 -53.08 38.83 36.52 10.33 33.38 345 41 PEAK 3 5924.65 52.39 68.56 -16.17 38.71 36.59 10.44 33.35 345 41 PEAK 4 5945.91 53.40 68.30 -14.90 39.63 36.62 10.48 33.33 345 41 PEAK	Blank

Mode	38	
	Band Edge - L	
	5.725-5.85_UNII 3_802.11be EHT40_CH151_Full_5755MHz	
ANT	CDD 5+18	
Pol.	Vertical	Fundamental
Peak	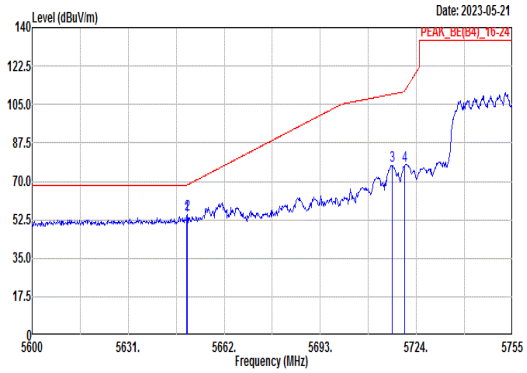 Site : 03CH04-SZ Condition: PEAK_BE(B4)_16-24 3m HF_ANT_3117(119436) VERTICAL Mode : 38 Setting : MCS0 Powersetting 17 Plane : Z with Accessories : 861585060047220/861585060047238 Freq Level Limit Line Margin (dB) Read Level Ant Factor Cable Loss Preamp Factor APos TPos Remark MHz dBuV/m dBuV/m dBuV dB/m dB dB cm deg 1 5649.91 54.44 68.30 -13.86 41.88 36.21 9.86 33.51 201 75 PEAK 2 5650.07 54.74 68.35 -13.61 42.18 36.21 9.86 33.51 201 75 PEAK 3 5716.25 77.39 109.75 -32.36 64.56 36.30 10.00 33.47 201 75 PEAK 4 5720.13 76.92 111.09 -34.17 64.07 36.31 10.01 33.47 201 75 PEAK	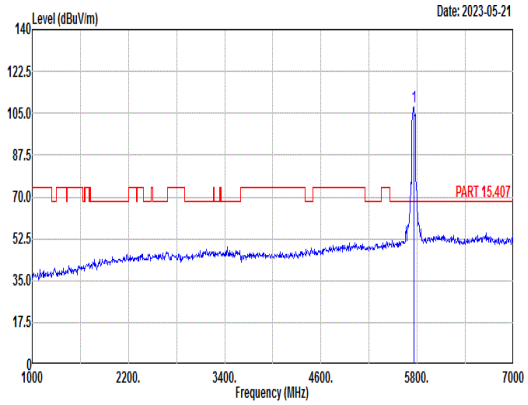 Site : 03CH04-SZ Condition: PART 15.407 3m HF_ANT_3117(119436) VERTICAL Mode : 38 Setting : MCS0 Powersetting 17 Plane : Z with Accessories : 861585060047220/861585060047238 Freq Level Limit Line Margin (dB) Read Level Ant Factor Cable Loss Preamp Factor APos TPos Remark MHz dBuV/m dBuV/m dBuV dB/m dB dB cm deg 1 5755.00 108.03 ------ ------ 95.03 36.36 10.09 33.45 201 75 PEAK
Avg	Blank	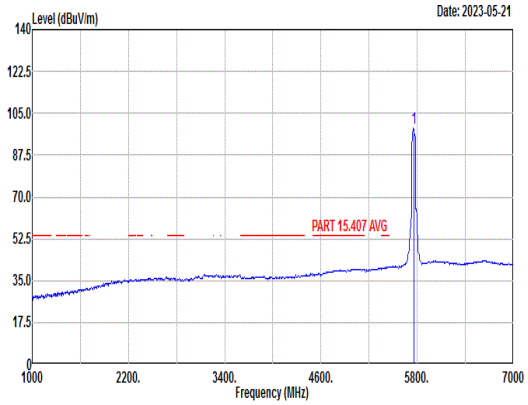 Site : 03CH04-SZ Condition: PART 15.407 AVG 3m HF_ANT_3117(119436) VERTICAL Mode : 38 Setting : MCS0 Powersetting 17 Plane : Z with Accessories : 861585060047220/861585060047238 Freq Level Limit Line Margin (dB) Read Level Ant Factor Cable Loss Preamp Factor APos TPos Remark MHz dBuV/m dBuV/m dBuV dB/m dB dB cm deg 1 5755.00 98.58 ------ ------ 85.60 36.35 10.08 33.45 201 75 AVERAGE

Mode	38	
	Band Edge - R	
	5.725-5.85_UNII 3_802.11be EHT40_CH151_Full_5755MHz	
ANT	CDD 5+18	
Pol.	Vertical	Fundamental
Peak	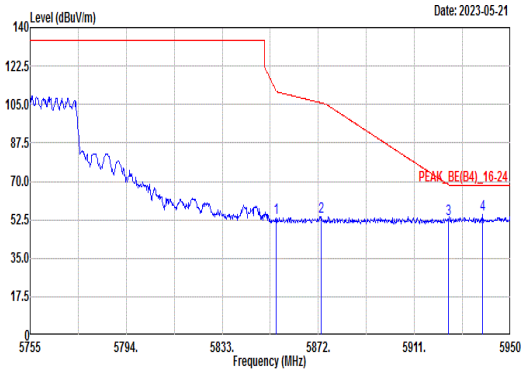 Site : 03CH04-SZ Condition: PEAK_BE(B4)_16-24 3m HF_ANT_3117(119436) VERTICAL Mode : 38 Setting : MCS0 Powersetting 17 Plane : Z with Accessories : 861585060047220/861585060047238 Freq Level Limit Line Margin (dB) Read Level Ant Factor Cable Loss Preamp Factor APos TPos Remark MHz dBuV/m dBuV/m dBuV dB/m dB dB cm deg 1 5854.84 53.21 111.17 -57.96 39.81 36.50 10.29 33.39 201 75 PEAK 2 5873.17 54.09 105.71 -51.62 40.62 36.52 10.33 33.38 201 75 PEAK 3 5924.85 52.92 68.41 -15.49 39.24 36.59 10.44 33.35 201 75 PEAK 4 5938.69 55.14 68.30 -13.16 41.40 36.61 10.47 33.34 201 75 PEAK	Blank

Mode	38	
	Harmonic	
	5.725-5.85_UNII 3_802.11be EHT40_CH151_Full_5755MHz	
ANT	CDD 5+18	
Pol.	Horizontal	Vertical
Peak Avg	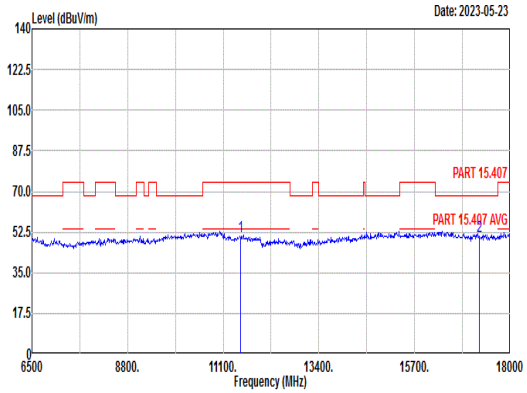 Site : 03CH04-SZ Condition: PART 15.407 3m HF_ANT_3117(119436) HORIZONTAL Mode : 38 Setting : MCS0 Power setting 17 Plane : Z with Accessories : 861585060047220/861585060047238 Freq Level Limit Line Margin Read Level Ant Factor Cable Loss Preamp Factor APos TPos Remark MHz dBuV/m dBuV/m dB dBuV dB/m dB dB cm deg 1 11510.00 50.76 74.00 -23.24 49.05 37.71 12.89 48.89 --- --- Peak 2 17265.00 50.77 68.30 -17.53 45.27 43.80 15.74 54.04 --- --- Peak	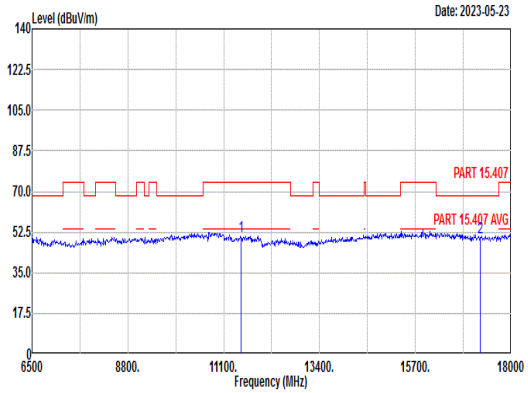 Site : 03CH04-SZ Condition: PART 15.407 3m HF_ANT_3117(119436) VERTICAL Mode : 38 Setting : MCS0 Power setting 17 Plane : Z with Accessories : 861585060047220/861585060047238 Freq Level Limit Line Margin Read Level Ant Factor Cable Loss Preamp Factor APos TPos Remark MHz dBuV/m dBuV/m dB dBuV dB/m dB dB cm deg 1 11510.00 50.95 74.00 -23.05 49.24 37.71 12.89 48.89 --- --- Peak 2 17265.00 50.06 68.30 -18.24 44.56 43.80 15.74 54.04 --- --- Peak

Mode	39	
	Band Edge - L	
	5.725-5.85_UNII 3_802.11be EHT40_CH159_Full_5795MHz	
ANT	CDD 5+18	
Pol.	Horizontal	Fundamental
Peak	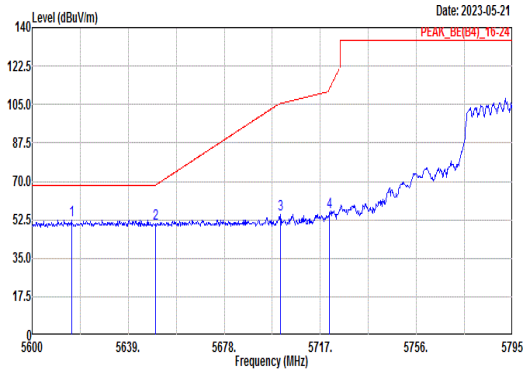 Site : 03CH04-SZ Condition: PEAK_BE(B4)_16-24 3m HF_ANT_3117(119436) HORIZONTAL Mode : 39 Setting : MCS0 Powersetting 17 Plane : Z with Accessories : 861585060047220/861585060047238 1 5615.99 52.52 68.30 -15.78 40.10 36.16 9.79 33.53 200 252 PEAK 2 5650.12 50.90 68.39 -17.49 38.34 36.21 9.86 33.51 200 252 PEAK 3 5700.82 55.01 105.43 -50.42 42.24 36.28 9.97 33.48 200 252 PEAK 4 5720.71 55.77 112.41 -56.64 42.92 36.31 10.01 33.47 200 252 PEAK	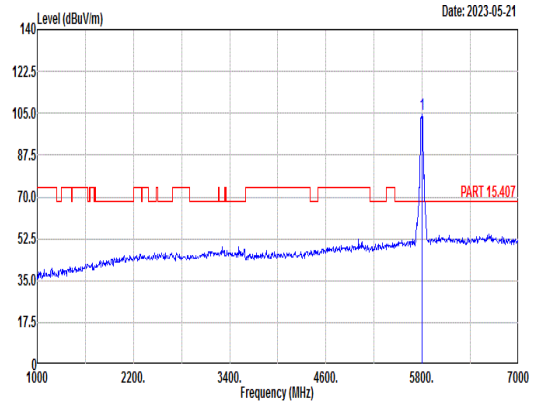 Site : 03CH04-SZ Condition: PART 15.407 3m HF_ANT_3117(119436) HORIZONTAL Mode : 39 Setting : MCS0 Powersetting 17 Plane : Z with Accessories : 861585060047220/861585060047238 1 5795.00 104.47 ------ ------ 91.32 36.41 10.16 33.42 200 252 PEAK
Avg	Blank	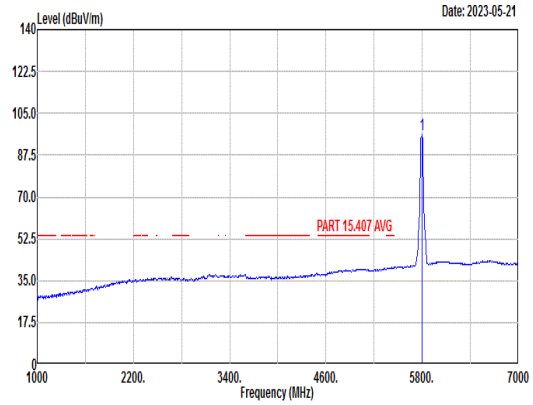 Site : 03CH04-SZ Condition: PART 15.407 AVG 3m HF_ANT_3117(119436) HORIZONTAL Mode : 39 Setting : MCS0 Powersetting 17 Plane : Z with Accessories : 861585060047220/861585060047238 1 5795.00 96.12 ------ ------ 82.94 36.42 10.18 33.42 200 252 AVERAGE

Mode	39	
	Band Edge - R	
	5.725-5.85_UNII 3_802.11be EHT40_CH159_Full_5795MHz	
ANT	CDD 5+18	
Pol.	Horizontal	Fundamental
Peak	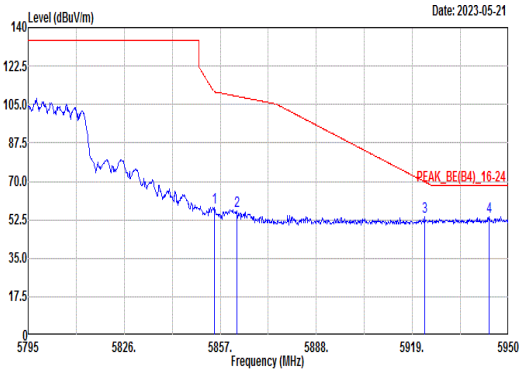 Site : 03CH04-SZ Condition: PEAK_BE(B4)_16-24 3m HF_ANT_3117(119436) HORIZONTAL Mode : 39 Setting : MCS0 Powersetting 17 Plane : Z with Accessories : 861585060047220/861585060047238 Freq Level Limit Line Margin (dB) Read Level Ant Factor Cable Loss Preamp Factor APos TPos Remark MHz dBuV/m dBuV/m dBuV dB/m dB dB cm deg 1 5854.99 58.23 110.83 -52.60 44.83 36.50 10.29 33.39 200 252 PEAK 2 5862.27 56.76 108.76 -52.00 43.32 36.51 10.31 33.38 200 252 PEAK 3 5923.03 54.13 69.75 -15.62 40.46 36.59 10.43 33.35 200 252 PEAK 4 5943.80 54.08 68.30 -14.22 40.31 36.62 10.48 33.33 200 252 PEAK	Blank

Mode	39	
	Band Edge - L	
	5.725-5.85_UNII 3_802.11be EHT40_CH159_Full_5795MHz	
ANT	CDD 5+18	
Pol.	Vertical	Fundamental
Peak	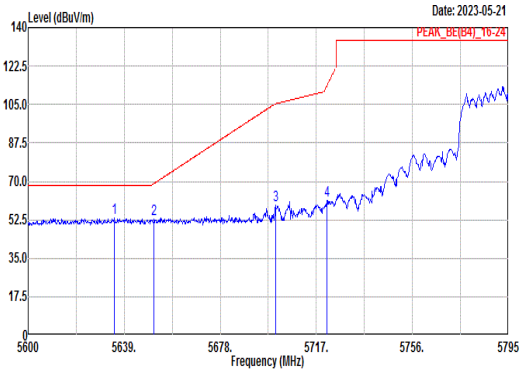 Site : 03CH04-SZ Condition: PEAK_BE(B4)_16-24 3m HF_ANT_3117(119436) VERTICAL Mode : 39 Setting : MCS0 Powersetting 17 Plane : Z with Accessories : 861585060047220/861585060047238 Freq Level Limit Line Margin (dB) Read Level Ant Factor Cable Loss Preamp Factor APos TPos Remark 1 5634.91 53.10 68.30 -15.20 40.60 36.19 9.83 33.52 200 77 PEAK 2 5651.09 52.91 69.11 -16.20 40.35 36.21 9.86 33.51 200 77 PEAK 3 5700.43 59.28 105.32 -46.04 46.51 36.28 9.97 33.48 200 77 PEAK 4 5721.29 61.03 113.74 -52.71 48.18 36.31 10.01 33.47 200 77 PEAK	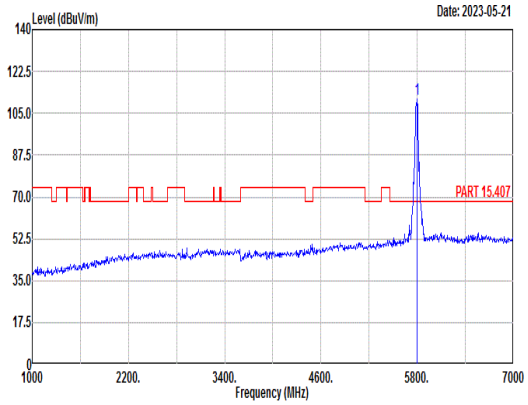 Site : 03CH04-SZ Condition: PART 15.407 3m HF_ANT_3117(119436) VERTICAL Mode : 39 Setting : MCS0 Powersetting 17 Plane : Z with Accessories : 861585060047220/861585060047238 Freq Level Limit Line Margin (dB) Read Level Ant Factor Cable Loss Preamp Factor APos TPos Remark 1 5795.00 110.91 ------ ------ 97.73 36.42 10.18 33.42 200 77 PEAK
Avg	Blank	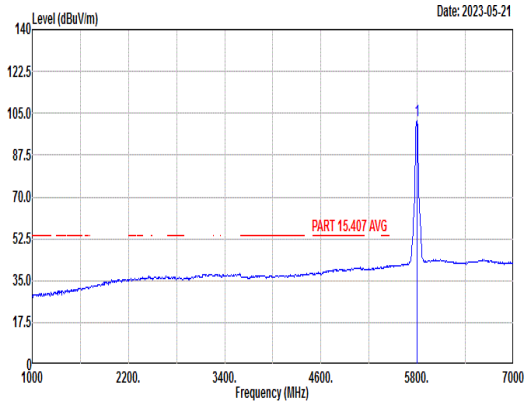 Site : 03CH04-SZ Condition: PART 15.407 AVG 3m HF_ANT_3117(119436) VERTICAL Mode : 39 Setting : MCS0 Powersetting 17 Plane : Z with Accessories : 861585060047220/861585060047238 Freq Level Limit Line Margin (dB) Read Level Ant Factor Cable Loss Preamp Factor APos TPos Remark 1 5795.00 101.76 ------ ------ 88.61 36.41 10.16 33.42 200 77 AVERAGE

Mode	39	
	Band Edge - R	
	5.725-5.85_UNII 3_802.11be EHT40_CH159_Full_5795MHz	
ANT	CDD 5+18	
Pol.	Vertical	Fundamental
Peak	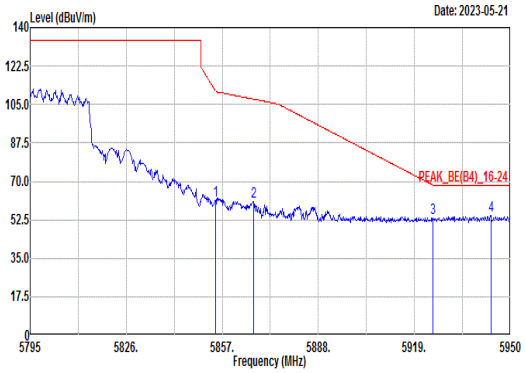 Site : 03CH04-SZ Condition: PEAK_BE(B4)_16-24 3m HF_ANT_3117(119436) VERTICAL Mode : 39 Setting : MCS0 Powersetting 17 Plane : Z with Accessories : 861585060047220/861585060047238 Freq Level Limit Line Margin (dB) Read Level Ant Factor Cable Loss Preamp Factor APos TPos Remark MHz dBuV/m dBuV/m dBuV dB/m dB dB cm deg 1 5854.83 61.28 111.19 -49.91 47.88 36.50 10.29 33.39 200 77 PEAK 2 5867.23 60.52 107.37 -46.85 47.07 36.51 10.32 33.38 200 77 PEAK 3 5924.89 53.49 68.38 -14.89 39.81 36.59 10.44 33.35 200 77 PEAK 4 5943.65 54.57 68.30 -13.73 40.80 36.62 10.48 33.33 200 77 PEAK	Blank

Mode	39	
	Harmonic	
	5.725-5.85_UNII 3_802.11be EHT40_CH159_Full_5795MHz	
ANT	CDD 5+18	
Pol.	Horizontal	Vertical
Peak Avg	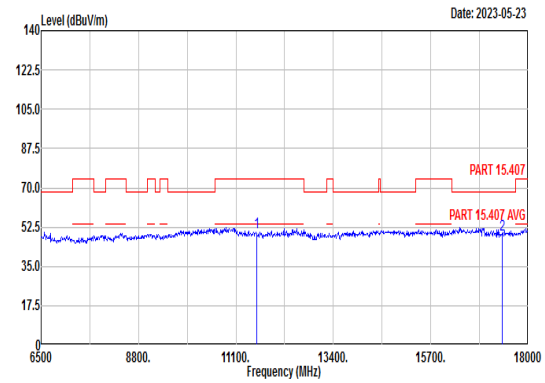 Site : 03CH04-SZ Condition: PART 15.407 3m HF_ANT_3117(119436) HORIZONTAL Mode : 39 Setting : MCS0 Power setting 17 Plane : Z with Accessories : 861585060047220/861585060047238 Freq Level Limit Line Margin Read Level Ant Factor Cable Loss Preamp Factor APos TPos Remark MHz dBuV/m dBuV/m dB dBuV dB/m dB dB cm deg 1 11590.00 50.39 74.00 -23.61 48.45 37.84 12.95 48.85 --- --- Peak 2 17385.00 49.22 68.30 -19.08 44.27 43.44 15.83 54.32 --- --- Peak	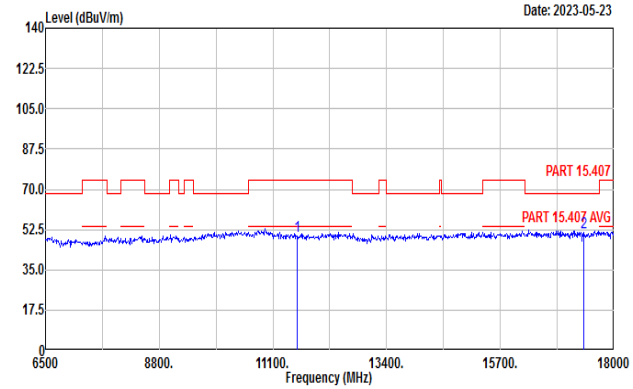 Site : 03CH04-SZ Condition: PART 15.407 3m HF_ANT_3117(119436) VERTICAL Mode : 39 Setting : MCS0 Power setting 17 Plane : Z with Accessories : 861585060047220/861585060047238 Freq Level Limit Line Margin Read Level Ant Factor Cable Loss Preamp Factor APos TPos Remark MHz dBuV/m dBuV/m dB dBuV dB/m dB dB cm deg 1 11590.00 49.60 74.00 -24.40 47.66 37.84 12.95 48.85 --- --- Peak 2 17385.00 50.98 68.30 -17.32 46.03 43.44 15.83 54.32 --- --- Peak

Mode	40	
	Band Edge - L	
	5.725-5.85_UNII 3_802.11be EHT80_CH155_Full_5775MHz	
ANT	CDD 5+18	
Pol.	Horizontal	Fundamental
Peak	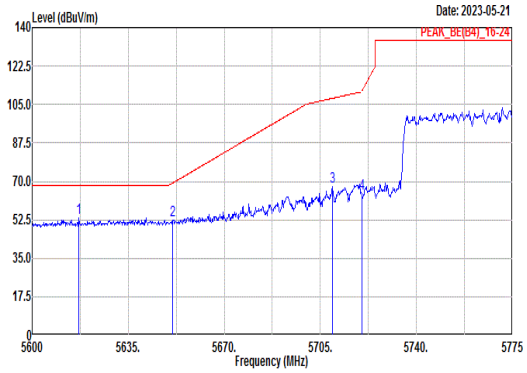 Site : 03CH04-SZ Condition: PEAK_BE(B4)_16-24 3m HF_ANT_3117(119436) HORIZONTAL Mode : 40 Setting : MCS0 Powersetting 16 Plane : Z with Accessories : 861585060047220/861585060047238 1 5616.98 53.22 68.30 -15.08 40.80 36.16 9.79 33.53 100 42 PEAK 2 5651.28 52.36 69.24 -16.88 39.80 36.21 9.86 33.51 100 42 PEAK 3 5709.38 67.52 107.83 -40.31 54.71 36.29 9.99 33.47 100 42 PEAK 4 5720.05 64.57 110.91 -46.34 51.72 36.31 10.01 33.47 100 42 PEAK	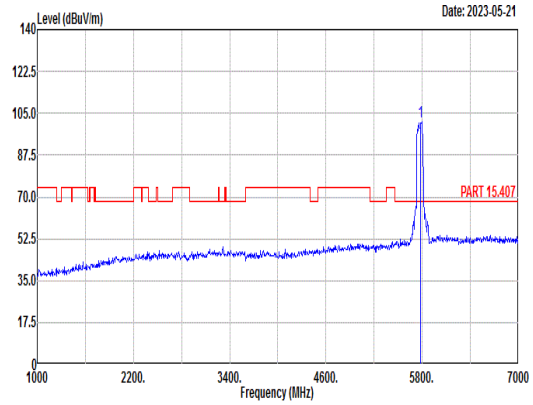 Site : 03CH04-SZ Condition: PART 15.407 3m HF_ANT_3117(119436) HORIZONTAL Mode : 40 Setting : MCS0 Powersetting 16 Plane : Z with Accessories : 861585060047220/861585060047238 1 5775.00 101.26 ------ ------ 88.11 36.41 10.16 33.42 100 42 PEAK
Avg	Blank	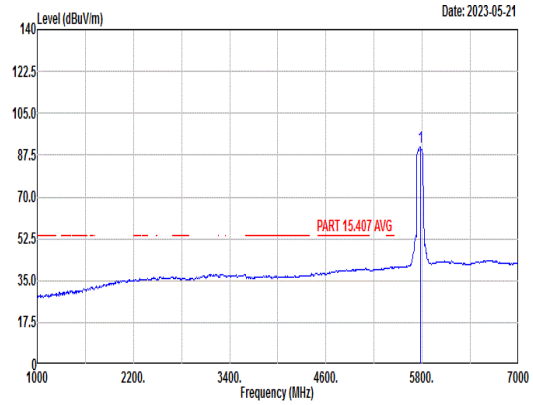 Site : 03CH04-SZ Condition: PART 15.407 AVG 3m HF_ANT_3117(119436) HORIZONTAL Mode : 40 Setting : MCS0 Powersetting 16 Plane : Z with Accessories : 861585060047220/861585060047238 1 5775.00 91.11 ------ ------ 78.02 36.39 10.13 33.43 100 42 AVERAGE

Mode	40	
	Band Edge - R	
	5.725-5.85_UNII 3_802.11be EHT80_CH155_Full_5775MHz	
ANT	CDD 5+18	
Pol.	Horizontal	Fundamental
Peak	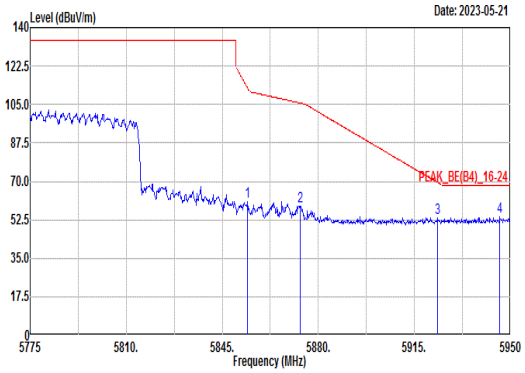 Site : 03CH04-SZ Condition: PEAK_BE(B4)_16-24 3m HF_ANT_3117(119436) HORIZONTAL Mode : 40 Setting : MCS0 Powersetting 16 Plane : Z with Accessories : 861585060047220/861585060047238 Freq Level Limit Line Margin (dB) Read Level Ant Factor Cable Loss Preamp Factor APos TPos Remark MHz dBuV/m dBuV/m dBuV dB/m dB dB cm deg 1 5854.28 60.99 112.45 -51.46 47.59 36.50 10.29 33.39 100 42 PEAK 2 5873.35 58.79 105.66 -46.87 45.32 36.52 10.33 33.38 100 42 PEAK 3 5923.40 53.47 69.48 -16.01 39.79 36.59 10.44 33.35 100 42 PEAK 4 5946.15 53.86 68.30 -14.44 40.09 36.62 10.48 33.33 100 42 PEAK	Blank

Mode	40	
	Band Edge - L	
	5.725-5.85_UNII 3_802.11be EHT80_CH155_Full_5775MHz	
ANT	CDD 5+18	
Pol.	Vertical	Fundamental
Peak	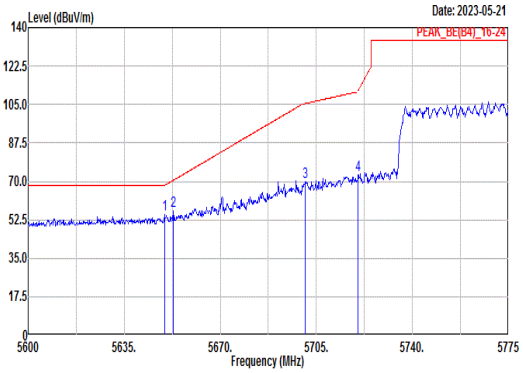 Site : 03CH04-SZ Condition: PEAK_BE(B4)_16-24 3m HF_ANT_3117(119436) VERTICAL Mode : 40 Setting : MCS0 Powersetting 16 Plane : Z with Accessories : 861585060047220/861585060047238 1 5649.70 55.17 68.30 -13.13 42.61 36.21 9.86 33.51 188 340 PEAK 2 5652.85 56.51 70.41 -13.90 43.94 36.21 9.87 33.51 188 340 PEAK 3 5700.98 69.72 105.47 -35.75 56.95 36.28 9.97 33.48 188 340 PEAK 4 5720.23 72.71 111.31 -38.60 59.86 36.31 10.01 33.47 188 340 PEAK	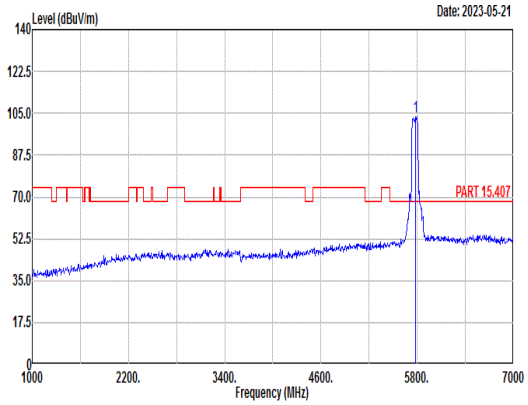 Site : 03CH04-SZ Condition: PART 15.407 3m HF_ANT_3117(119436) VERTICAL Mode : 40 Setting : MCS0 Powersetting 16 Plane : Z with Accessories : 861585060047220/861585060047238 1 5775.00 103.76 ------ ------ 90.67 36.39 10.13 33.43 188 340 PEAK
Avg	Blank	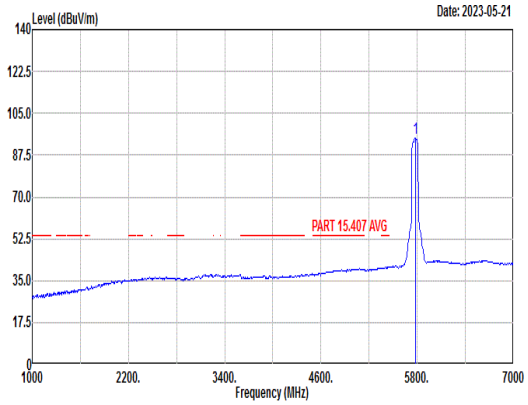 Site : 03CH04-SZ Condition: PART 15.407 AVG 3m HF_ANT_3117(119436) VERTICAL Mode : 40 Setting : MCS0 Powersetting 16 Plane : Z with Accessories : 861585060047220/861585060047238 1 5775.00 94.65 ------ ------ 81.55 36.39 10.14 33.43 188 340 AVERAGE

Mode	40	
	Band Edge - R	
	5.725-5.85_UNII 3_802.11be EHT80_CH155_Full_5775MHz	
ANT	CDD 5+18	
Pol.	Vertical	Fundamental
Peak	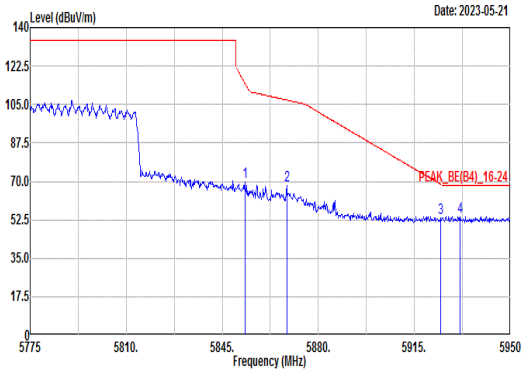 Site : 03CH04-SZ Condition: PEAK_BE(B4)_16-24 3m HF_ANT_3117(119436) VERTICAL Mode : 40 Setting : MCS0 Powersetting 16 Plane : Z with Accessories : 861585060047220/861585060047238 Freq Level Limit Line Margin (dB) Read Level Ant Factor Cable Loss Preamp Factor APos TPos Remark MHz dBuV/m dBuV/m dBuV dB/m dB dB cm deg 1 5853.23 69.54 114.85 -45.31 56.15 36.49 10.29 33.39 188 340 PEAK 2 5868.45 68.07 107.03 -38.96 54.61 36.52 10.32 33.38 188 340 PEAK 3 5924.63 53.21 68.58 -15.37 39.53 36.59 10.44 33.35 188 340 PEAK 4 5931.63 54.01 68.30 -14.29 40.30 36.60 10.45 33.34 188 340 PEAK	Blank

Mode	40	
	Harmonic	
	5.725-5.85_UNII 3_802.11be EHT80_CH155_Full_5775MHz	
ANT	CDD 5+18	
Pol.	Horizontal	Vertical
Peak Avg	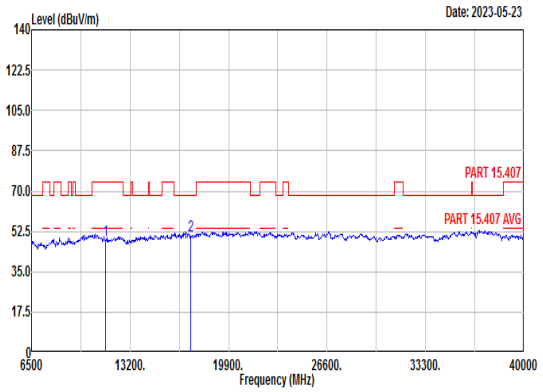 Site : 03CH04-SZ Condition: PART 15.407 3m HF_ANT_3117(119436) HORIZONTAL Mode : 40 Setting : MCS0 Power setting 16 Plane : Z with Accessories : 861585060047220/861585060047238 1 11550.00 48.81 74.00 -25.19 46.99 37.77 12.92 48.87 --- --- Peak 2 17325.00 50.97 68.30 -17.33 45.74 43.62 15.79 54.18 --- --- Peak	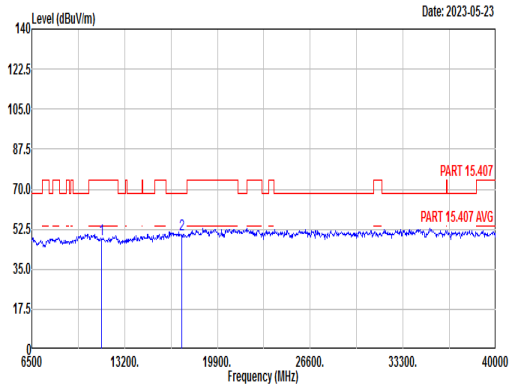 Site : 03CH04-SZ Condition: PART 15.407 3m HF_ANT_3117(119436) VERTICAL Mode : 40 Setting : MCS0 Power setting 16 Plane : Z with Accessories : 861585060047220/861585060047238 1 11550.00 47.93 74.00 -26.07 46.11 37.77 12.92 48.87 --- --- Peak 2 17325.00 50.39 68.30 -17.91 45.16 43.62 15.79 54.18 --- --- Peak

UNII-2C - Straddle Channel

WIFI 802.11a (Band Edge @ 3m)

WIFI	UNII-2C Straddle Channel Band Edge @ 3m	
ANT	802.11a CH144 5720MHz - L	
5+18	Horizontal	Vertical
Peak	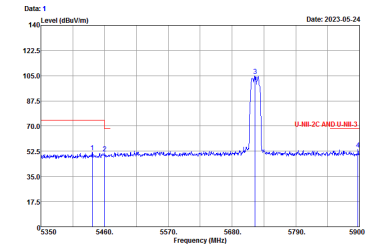	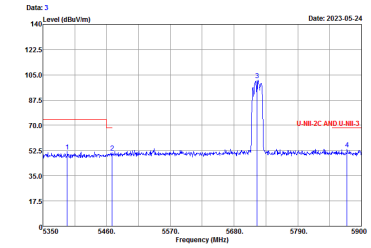
Avg.	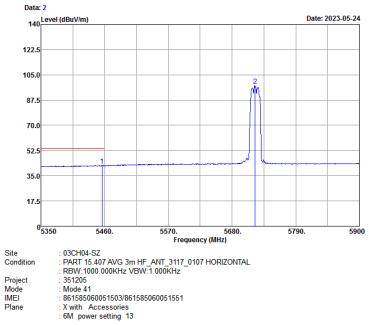	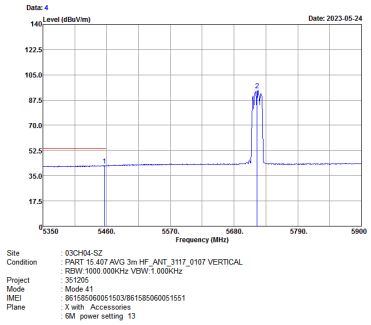

UNII-2C – Straddle Channel

WIFI 802.11BE EHT20 (Band Edge @ 3m)

WIFI	UNII-2C Straddle Channel Band Edge @ 3m	
ANT	802.11BE EHT20 CH144 5720MHz - L	
5+18	Horizontal	Vertical
Peak	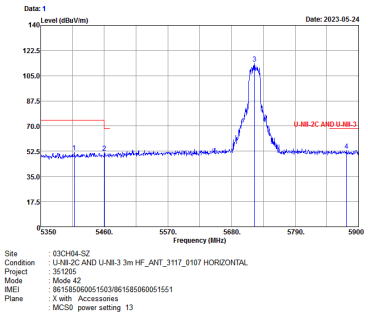	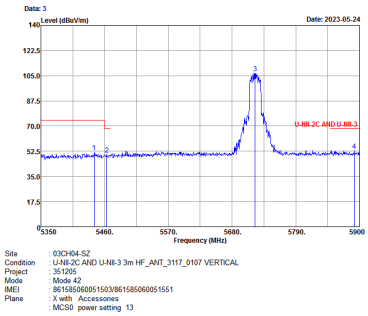
Avg.	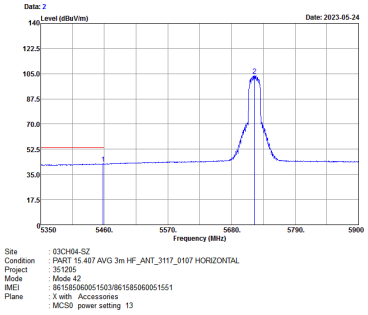	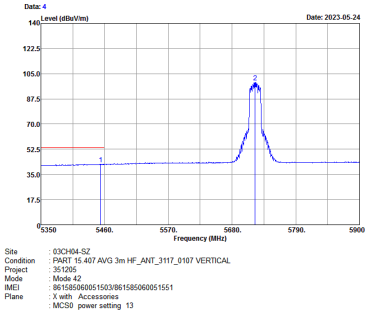

UNII-2C – Straddle Channel

WIFI 802.11BE EHT 40 (Band Edge @ 3m)

WIFI	UNII-2C Straddle Channel Band Edge @ 3m	
ANT	802.11BE EHT 40 CH142 5710MHz - L	
5+18	Horizontal	Vertical
Peak	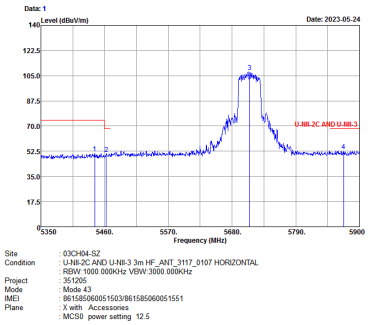	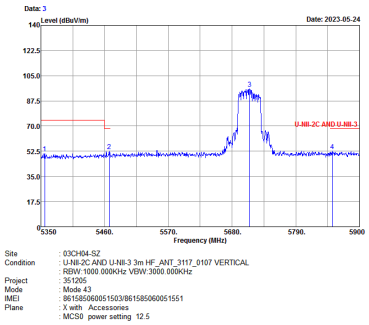
Avg.	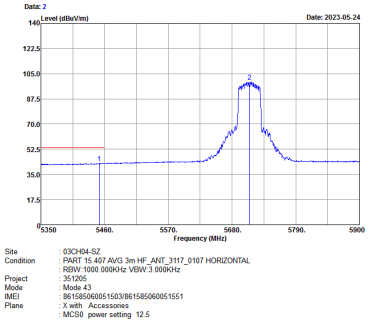	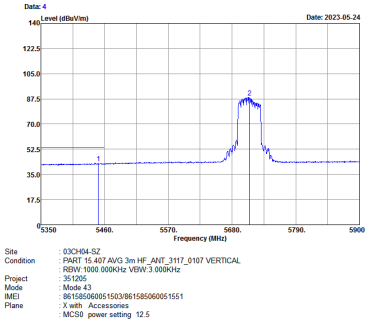

UNII-2C – Straddle Channel

WIFI 802.11BE EHT 80 (Band Edge @ 3m)

WIFI	UNII-2C Straddle Channel Band Edge @ 3m	
ANT	802.11BE EHT80 CH138 5690MHz - L	
5+18	Horizontal	Vertical
Peak	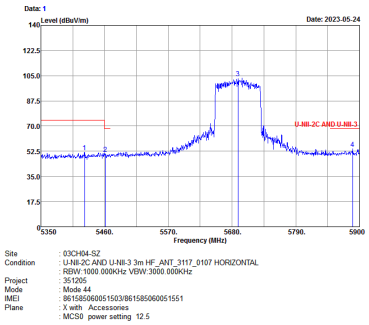	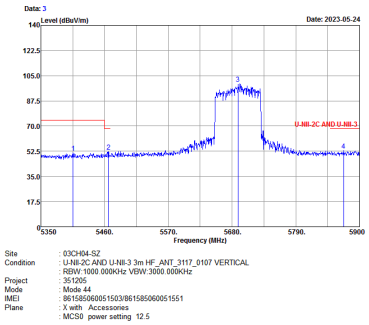
Avg.	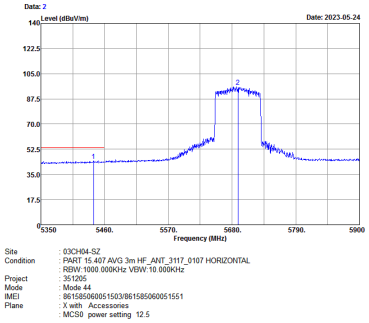	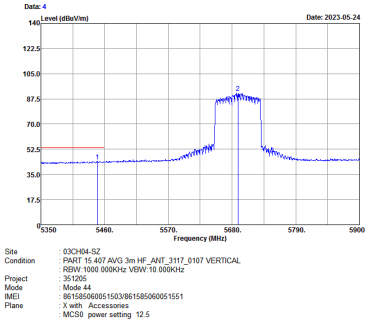

UNII-2C - Straddle Channel

WIFI 802.11a (Harmonic @ 3m)

WIFI	UNII-2C Straddle Channel Harmonic @ 3m	
ANT	802.11a CH144 5720MHz	
5+18	Horizontal	Vertical
Peak Avg.	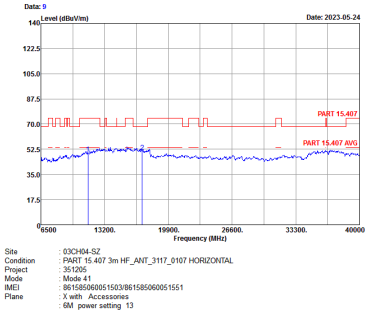	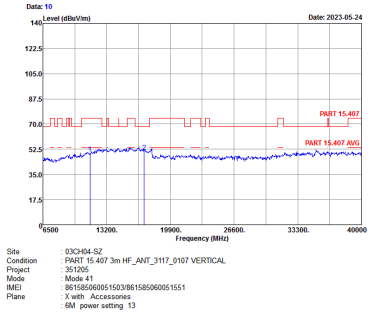

UNII-2C – Straddle Channel

IFI 802.11BE EHT20 (Harmonic @ 3m)

WIFI	UNII-2C Straddle Channel Harmonic @ 3m	
ANT	802.11BE EHT20 CH144 5720MHz	
5+18	Horizontal	Vertical
Peak Avg.	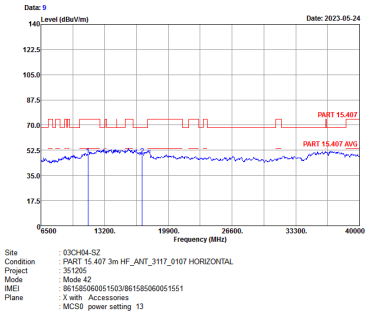	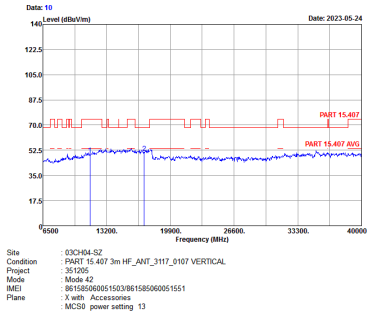

UNII-2C – Straddle Channel

WIFI 802.11BE EHT 40 (Harmonic @ 3m)

WIFI	UNII-2C Straddle Channel Harmonic @ 3m	
ANT	802.11BE EHT 40 CH142 5710MHz	
5+18	Horizontal	Vertical
Peak Avg.	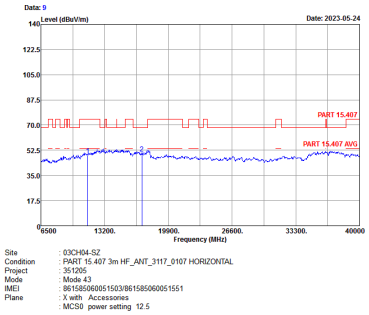	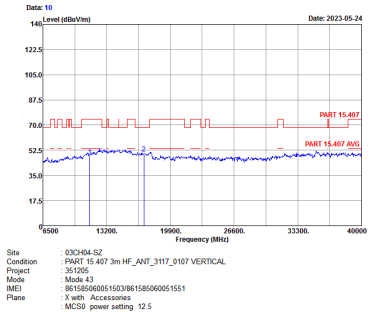

UNII-2C – Straddle Channel

WIFI 802.11BE EHT 80 (Harmonic @ 3m)

WIFI	UNII-2C Straddle Channel Harmonic @ 3m	
ANT	802.11BE EHT80 CH138 5690MHz	
5+18	Horizontal	Vertical
Peak Avg.	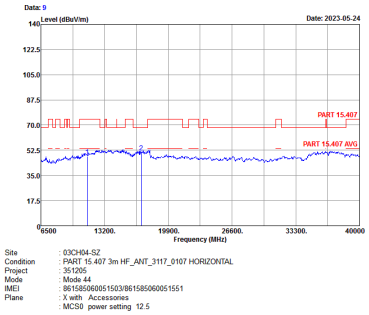	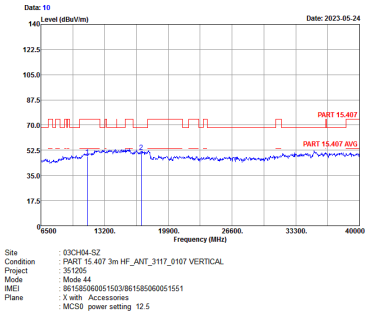

Mode	45	
	Band Edge	
	5.15-5.25_UNII 1_802.11be EHT20_CH36_Single RU 106/53_5180MHz	
ANT	CDD 5+18	
Pol.	Horizontal	Fundamental
Peak	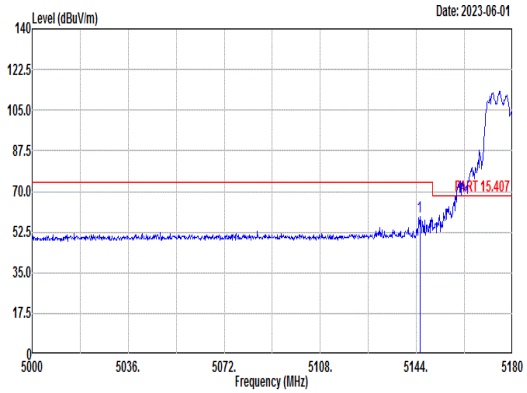 Site : 03CH04-SZ Condition: PART 15.407 3m HF_ANT_3117(119436) HORIZONTAL : RBW:1000.000kHz VBW:3000.000kHz Mode : 45 Setting : MCS0 Powersetting 15.5 Plane : X with Accessories : 861585060047220/861585060047238 Freq Level Limit Line Margin Read Level Ant Factor Cable Loss Preamp Factor APos TPos Remark MHz dBuV/m dBuV/m dBuV dB/m dB dB cm deg 1 5145.26 59.02 74.00 -14.98 47.31 36.14 8.53 32.96 100 297 PEAK	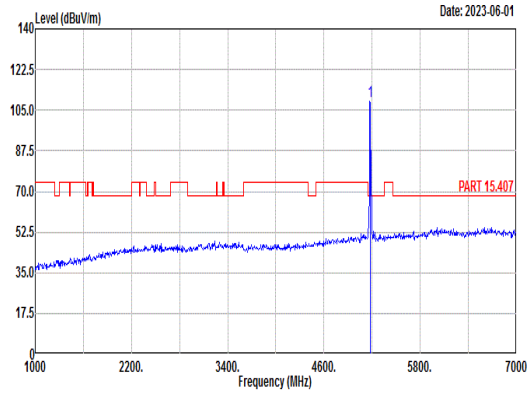 Site : 03CH04-SZ Condition: PART 15.407 3m HF_ANT_3117(119436) HORIZONTAL : RBW:1000.000kHz VBW:3000.000kHz Mode : 45 Setting : MCS0 Powersetting 15.5 Plane : X with Accessories : 861585060047220/861585060047238 Freq Level Limit Line Margin (dB) Read Level Ant Factor Cable Loss Preamp Factor APos TPos Remark MHz dBuV/m dBuV/m dBuV dB/m dB dB cm deg 1 5180.00 108.67 ------ ------ 96.98 36.13 8.57 33.01 100 297 PEAK
Avg	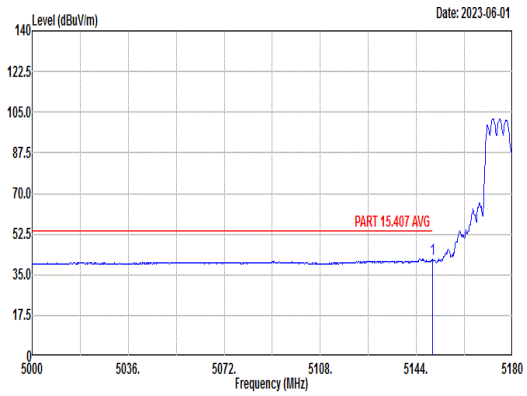 Site : 03CH04-SZ Condition: PART 15.407 AVG 3m HF_ANT_3117(119436) HORIZONTAL : RBW:1000.000kHz VBW:1.000kHz Mode : 45 Setting : MCS0 Powersetting 15.5 Plane : X with Accessories : 861585060047220/861585060047238 Freq Level Limit Line Margin Read Level Ant Factor Cable Loss Preamp Factor APos TPos Remark MHz dBuV/m dBuV/m dBuV dB/m dB dB cm deg 1 5149.94 41.86 54.00 -12.14 30.15 36.14 8.54 32.97 100 297 AVERAGE	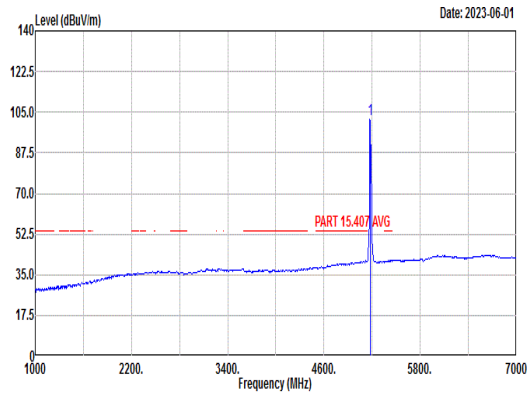 Site : 03CH04-SZ Condition: PART 15.407 AVG 3m HF_ANT_3117(119436) HORIZONTAL : RBW:1000.000kHz VBW:1.000kHz Mode : 45 Setting : MCS0 Powersetting 15.5 Plane : X with Accessories : 861585060047220/861585060047238 Freq Level Limit Line Margin (dB) Read Level Ant Factor Cable Loss Preamp Factor APos TPos Remark MHz dBuV/m dBuV/m dBuV dB/m dB dB cm deg 1 5180.00 101.70 ------ ------ 90.01 36.13 8.57 33.01 100 297 AVERAGE

Mode	45	
	Band Edge	
	5.15-5.25_UNII 1_802.11be EHT20_CH36_Single RU 106/53_5180MHz	
ANT	CDD 5+18	
Pol.	Vertical	Fundamental
Peak	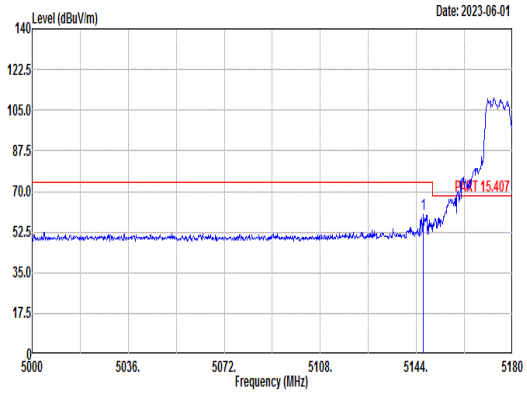 Site : 03CH04-SZ Condition: PART 15.407 3m HF_ANT_3117(119436) VERTICAL : RBW:1000.000kHz VBW:3000.000kHz Mode : 45 Setting : MCS0 Powersetting 15.5 Plane : X with Accessories : 861585060047220/861585060047238 Freq Level Limit Line Margin Read Level Ant Factor Cable Loss Preamp Factor APos TPos Remark MHz dBuV/m dBuV/m dBuV dB/m dB dB cm deg 1 5146.70 60.13 74.00 -13.87 48.42 36.14 8.53 32.96 400 203 PEAK	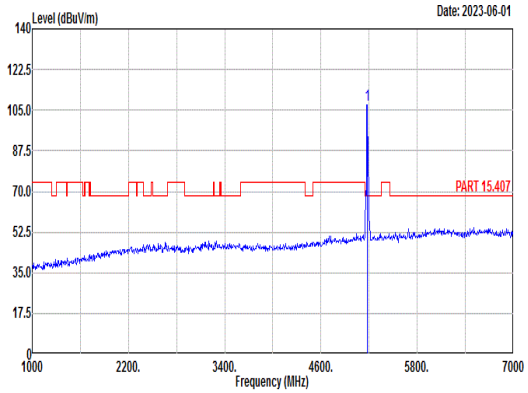 Site : 03CH04-SZ Condition: PART 15.407 3m HF_ANT_3117(119436) VERTICAL : RBW:1000.000kHz VBW:3000.000kHz Mode : 45 Setting : MCS0 Powersetting 15.5 Plane : X with Accessories : 861585060047220/861585060047238 Freq Level Limit Line Margin (dB) Read Level Ant Factor Cable Loss Preamp Factor APos TPos Remark MHz dBuV/m dBuV/m dBuV dB/m dB dB cm deg 1 5180.00 107.40 ------ ------ 95.71 36.13 8.57 33.01 400 203 PEAK
Avg	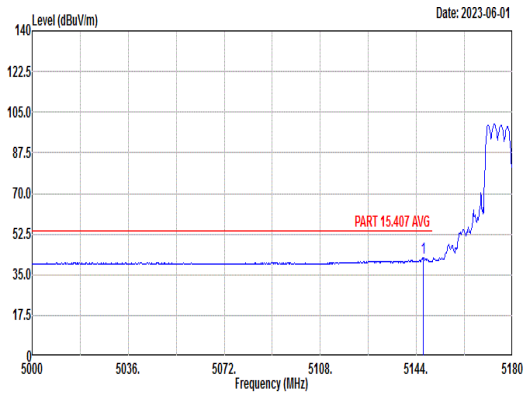 Site : 03CH04-SZ Condition: PART 15.407 AVG 3m HF_ANT_3117(119436) VERTICAL : RBW:1000.000kHz VBW:1.000kHz Mode : 45 Setting : MCS0 Powersetting 15.5 Plane : X with Accessories : 861585060047220/861585060047238 Freq Level Limit Line Margin Read Level Ant Factor Cable Loss Preamp Factor APos TPos Remark MHz dBuV/m dBuV/m dBuV dB/m dB dB cm deg 1 5146.52 42.30 54.00 -11.70 30.59 36.14 8.53 32.96 400 203 AVERAGE	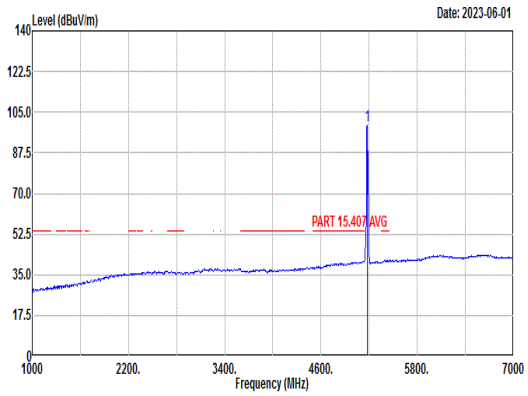 Site : 03CH04-SZ Condition: PART 15.407 AVG 3m HF_ANT_3117(119436) VERTICAL : RBW:1000.000kHz VBW:1.000kHz Mode : 45 Setting : MCS0 Powersetting 15.5 Plane : X with Accessories : 861585060047220/861585060047238 Freq Level Limit Line Margin (dB) Read Level Ant Factor Cable Loss Preamp Factor APos TPos Remark MHz dBuV/m dBuV/m dBuV dB/m dB dB cm deg 1 5180.00 99.19 ------ ------ 87.50 36.13 8.58 33.02 400 203 AVERAGE

Mode	46	
	Band Edge	
	5.15-5.25_UNII 2A_802.11be EHT20_CH64_Single RU 52/40_5320MHz	
ANT	CDD 5+18	
Pol.	Horizontal	Fundamental
Peak	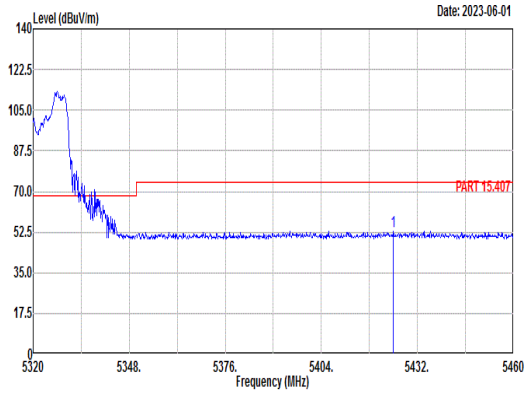 Site : 03CH04-SZ Condition: PART 15.407 3m HF_ANT_3117(119436) HORIZONTAL : RBW:1000.000kHz VBW:3000.000kHz Mode : 46 Setting : MCS0 Powersetting 11.5 Plane : X with Accessories : 861585060047220/861585060047238 Freq Level Limit Line Margin Read Level Ant Factor Cable Loss Preamp Factor APos TPos Remark MHz dBuV/m dBuV/m dBuV dB/m dB dB cm deg 1 5425.00 53.06 74.00 -20.94 40.83 36.03 9.67 33.47 100 40 PEAK	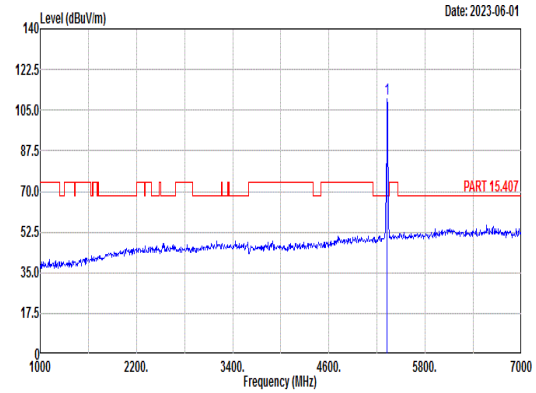 Site : 03CH04-SZ Condition: PART 15.407 3m HF_ANT_3117(119436) HORIZONTAL : RBW:1000.000kHz VBW:3000.000kHz Mode : 46 Setting : MCS0 Powersetting 11.5 Plane : X with Accessories : 861585060047220/861585060047238 Freq Level Limit Line Margin (dB) Read Level Ant Factor Cable Loss Preamp Factor APos TPos Remark MHz dBuV/m dBuV/m dBuV dB/m dB dB cm deg 1 5320.00 109.67 ------ ------ 97.65 36.07 9.24 33.29 100 40 PEAK
Avg	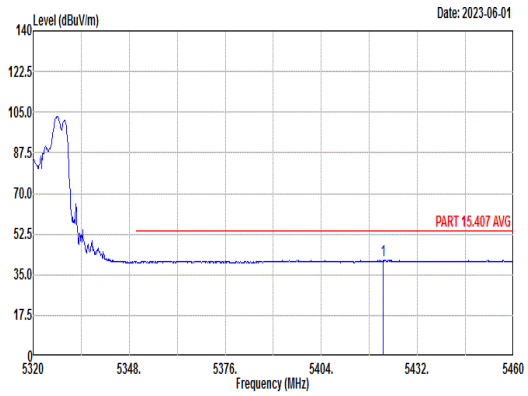 Site : 03CH04-SZ Condition: PART 15.407 AVG 3m HF_ANT_3117(119436) HORIZONTAL : RBW:1000.000kHz VBW:1.000kHz Mode : 46 Setting : MCS0 Powersetting 11.5 Plane : X with Accessories : 861585060047220/861585060047238 Freq Level Limit Line Margin Read Level Ant Factor Cable Loss Preamp Factor APos TPos Remark MHz dBuV/m dBuV/m dBuV dB/m dB dB cm deg 1 5422.06 41.20 54.00 -12.80 28.96 36.03 9.67 33.46 100 40 AVERAGE	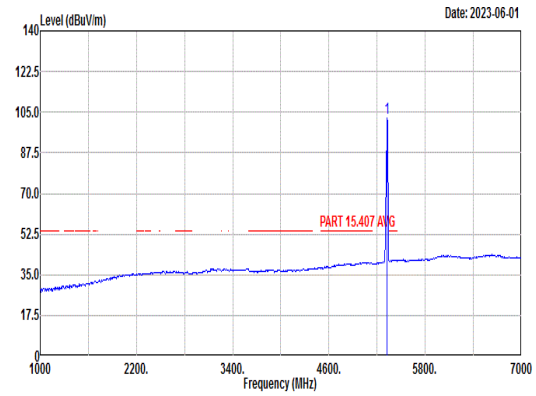 Site : 03CH04-SZ Condition: PART 15.407 AVG 3m HF_ANT_3117(119436) HORIZONTAL : RBW:1000.000kHz VBW:1.000kHz Mode : 46 Setting : MCS0 Powersetting 11.5 Plane : X with Accessories : 861585060047220/861585060047238 Freq Level Limit Line Margin (dB) Read Level Ant Factor Cable Loss Preamp Factor APos TPos Remark MHz dBuV/m dBuV/m dBuV dB/m dB dB cm deg 1 5320.00 102.73 ------ ------ 90.71 36.07 9.24 33.29 100 40 AVERAGE

Mode	46	
	Band Edge	
	5.15-5.25_UNII 2A_802.11be EHT20_CH64_Single RU 52/40_5320MHz	
ANT	CDD 5+18	
Pol.	Vertical	Fundamental
Peak	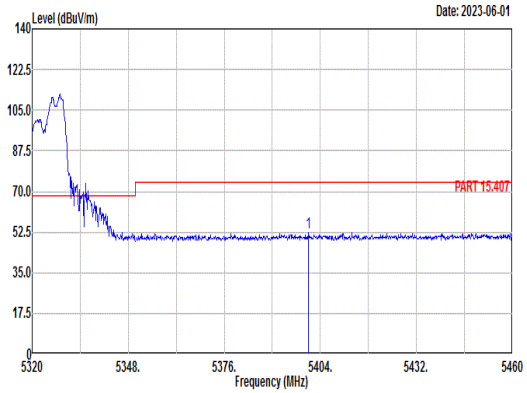 Site : 03CH04-SZ Condition: PART 15.407 3m HF_ANT_3117(119436) VERTICAL : RBW:1000.000kHz VBW:3000.000kHz Mode : 46 Setting : MCS0 Powersetting 11.5 Plane : X with Accessories : 861585060047220/861585060047238 Freq Level Limit Line Margin Read Level Ant Factor Cable Loss Preamp Factor APos TPos Remark MHz dBuV/m dBuV/m dBuV dB/m dB dB cm deg 1 5400.50 52.42 74.00 -21.58 40.17 36.04 9.63 33.42 390 208 PEAK	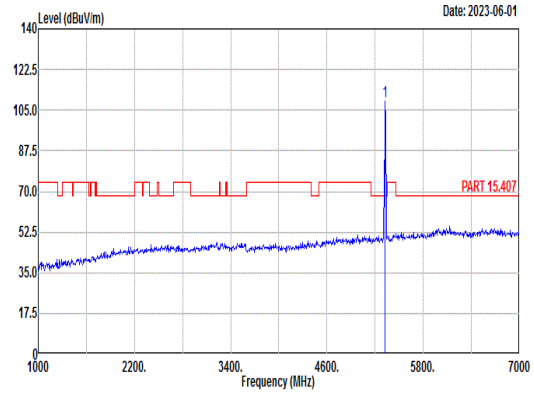 Site : 03CH04-SZ Condition: PART 15.407 3m HF_ANT_3117(119436) VERTICAL : RBW:1000.000kHz VBW:3000.000kHz Mode : 46 Setting : MCS0 Powersetting 11.5 Plane : X with Accessories : 861585060047220/861585060047238 Freq Level Limit Line Margin (dB) Read Level Ant Factor Cable Loss Preamp Factor APos TPos Remark MHz dBuV/m dBuV/m dBuV dB/m dB dB cm deg 1 5320.00 108.91 ------ ------ 96.89 36.07 9.24 33.29 390 208 PEAK
Avg	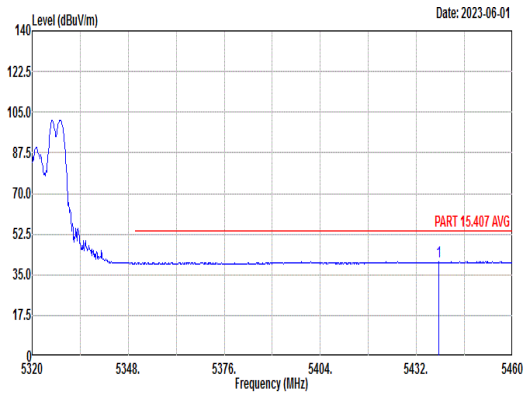 Site : 03CH04-SZ Condition: PART 15.407 AVG 3m HF_ANT_3117(119436) VERTICAL : RBW:1000.000kHz VBW:1.000kHz Mode : 46 Setting : MCS0 Powersetting 11.5 Plane : X with Accessories : 861585060047220/861585060047238 Freq Level Limit Line Margin Read Level Ant Factor Cable Loss Preamp Factor APos TPos Remark MHz dBuV/m dBuV/m dBuV dB/m dB dB cm deg 1 5438.58 40.63 54.00 -13.37 28.42 36.02 9.68 33.49 390 208 AVERAGE	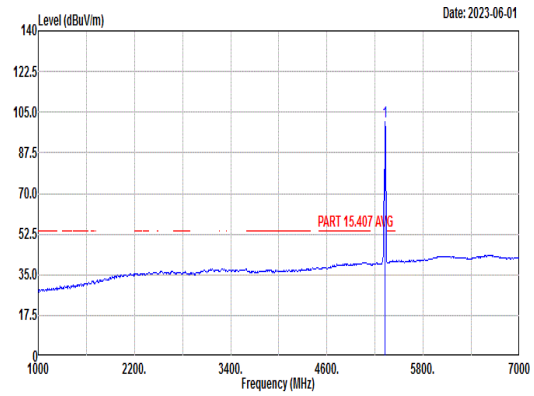 Site : 03CH04-SZ Condition: PART 15.407 AVG 3m HF_ANT_3117(119436) VERTICAL : RBW:1000.000kHz VBW:1.000kHz Mode : 46 Setting : MCS0 Powersetting 11.5 Plane : X with Accessories : 861585060047220/861585060047238 Freq Level Limit Line Margin (dB) Read Level Ant Factor Cable Loss Preamp Factor APos TPos Remark MHz dBuV/m dBuV/m dBuV dB/m dB dB cm deg 1 5320.00 101.05 ------ ------ 89.03 36.07 9.24 33.29 390 208 AVERAGE

Mode	47	
	Band Edge	
	5.25-5.35_UNII 2C_802.11be EHT20_CH100_Single RU 52/37_5500MHz	
ANT	CDD 5+18	
Pol.	Horizontal	Fundamental
Peak	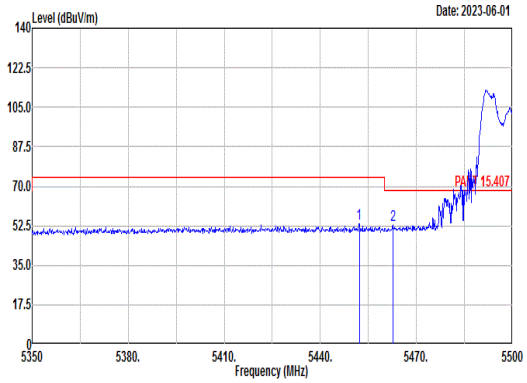 Site : 03CH04-SZ Condition: PART 15.407 3m HF_ANT_3117(119436) HORIZONTAL : RBW:1000.000kHz VBW:3000.000kHz Mode : 47 Setting : MCS0 Powersetting 11 Plane : X with Accessories : 861585060047220/861585060047238 Freq Level Limit Line Margin Read Level Ant Factor Cable Loss Preamp Factor APos TPos Remark MHz dBuV/m dBuV/m dBuV dB/m dB dB cm deg 1 5452.15 53.40 74.00 -20.60 41.21 36.02 9.68 33.51 100 40 PEAK 2 5462.65 52.68 68.30 -15.62 40.51 36.01 9.69 33.53 100 40 PEAK	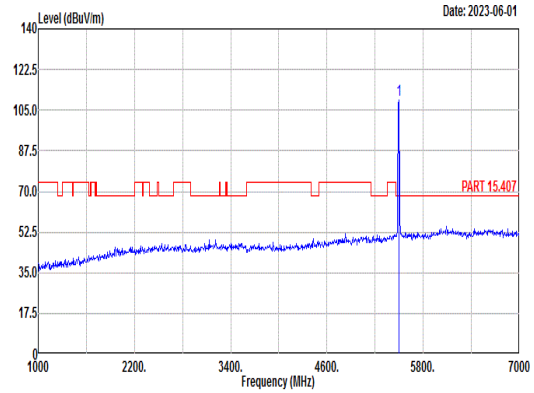 Site : 03CH04-SZ Condition: PART 15.407 3m HF_ANT_3117(119436) HORIZONTAL : RBW:1000.000kHz VBW:3000.000kHz Mode : 47 Setting : MCS0 Powersetting 11 Plane : X with Accessories : 861585060047220/861585060047238 Freq Level Limit Line Margin (dB) Read Level Ant Factor Cable Loss Preamp Factor APos TPos Remark MHz dBuV/m dBuV/m dBuV dB/m dB dB cm deg 1 5500.00 109.36 ------ ------ 97.25 36.00 9.70 33.59 100 40 PEAK
Avg	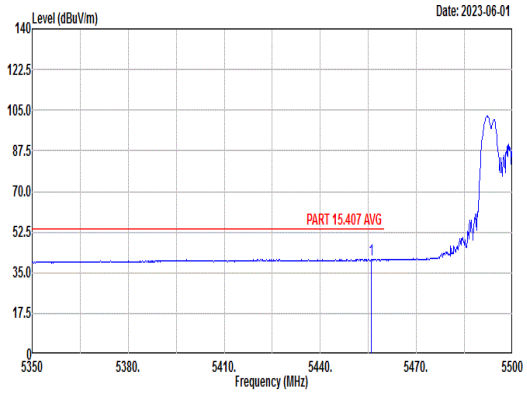 Site : 03CH04-SZ Condition: PART 15.407 AVG 3m HF_ANT_3117(119436) HORIZONTAL : RBW:1000.000kHz VBW:1.000kHz Mode : 47 Setting : MCS0 Powersetting 11 Plane : X with Accessories : 861585060047220/861585060047238 Freq Level Limit Line Margin Read Level Ant Factor Cable Loss Preamp Factor APos TPos Remark MHz dBuV/m dBuV/m dBuV dB/m dB dB cm deg 1 5455.90 40.70 54.00 -13.30 28.51 36.02 9.69 33.52 100 40 AVERAGE	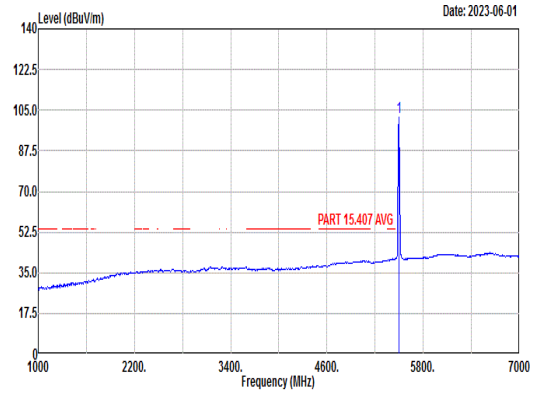 Site : 03CH04-SZ Condition: PART 15.407 AVG 3m HF_ANT_3117(119436) HORIZONTAL : RBW:1000.000kHz VBW:1.000kHz Mode : 47 Setting : MCS0 Powersetting 11 Plane : X with Accessories : 861585060047220/861585060047238 Freq Level Limit Line Margin (dB) Read Level Ant Factor Cable Loss Preamp Factor APos TPos Remark MHz dBuV/m dBuV/m dBuV dB/m dB dB cm deg 1 5500.00 102.14 ------ ------ 90.03 36.00 9.70 33.59 100 40 AVERAGE

Mode	47	
	Band Edge	
	5.25-5.35_UNII 2C_802.11be EHT20_CH100_Single RU 52/37_5500MHz	
ANT	CDD 5+18	
Pol.	Vertical	Fundamental
Peak	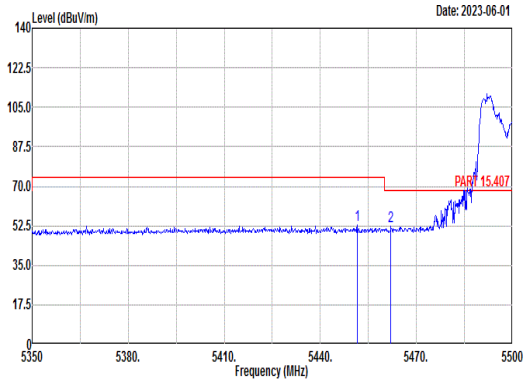 Site : 03CH04-SZ Condition: PART 15.407 3m HF_ANT_3117(119436) VERTICAL : RBW:1000.000kHz VBW:3000.000kHz Mode : 47 Setting : MCS0 Powersetting 11 Plane : X with Accessories : 861585060047220/861585060047238 Freq Level Limit Line Margin Read Level Ant Factor Cable Loss Preamp Factor APos TPos Remark MHz dBuV/m dBuV/m dBuV dB/m dB dB cm deg 1 5451.55 52.79 74.00 -21.21 40.60 36.02 9.68 33.51 301 215 PEAK 2 5462.05 52.07 68.30 -16.23 39.89 36.02 9.69 33.53 301 215 PEAK	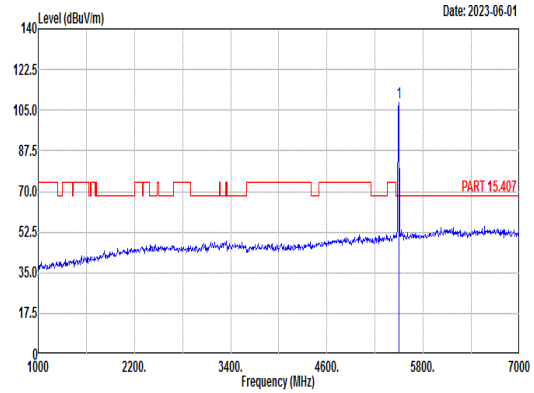 Site : 03CH04-SZ Condition: PART 15.407 3m HF_ANT_3117(119436) VERTICAL : RBW:1000.000kHz VBW:3000.000kHz Mode : 47 Setting : MCS0 Powersetting 11 Plane : X with Accessories : 861585060047220/861585060047238 Freq Level Limit Line Margin (dB) Read Level Ant Factor Cable Loss Preamp Factor APos TPos Remark MHz dBuV/m dBuV/m dBuV dB/m dB dB cm deg 1 5500.00 108.41 ------ ------ 96.30 36.00 9.70 33.59 301 215 PEAK
Avg	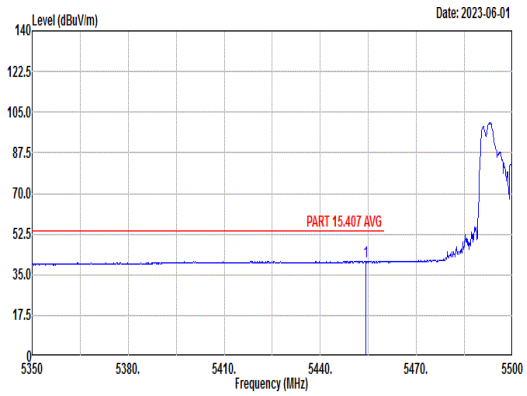 Site : 03CH04-SZ Condition: PART 15.407 AVG 3m HF_ANT_3117(119436) VERTICAL : RBW:1000.000kHz VBW:1.000kHz Mode : 47 Setting : MCS0 Powersetting 11 Plane : X with Accessories : 861585060047220/861585060047238 Freq Level Limit Line Margin Read Level Ant Factor Cable Loss Preamp Factor APos TPos Remark MHz dBuV/m dBuV/m dBuV dB/m dB dB cm deg 1 5454.10 40.73 54.00 -13.27 28.55 36.02 9.68 33.52 301 215 AVERAGE	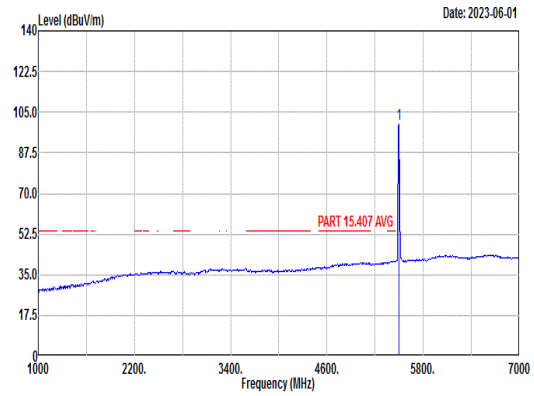 Site : 03CH04-SZ Condition: PART 15.407 AVG 3m HF_ANT_3117(119436) VERTICAL : RBW:1000.000kHz VBW:1.000kHz Mode : 47 Setting : MCS0 Powersetting 11 Plane : X with Accessories : 861585060047220/861585060047238 Freq Level Limit Line Margin (dB) Read Level Ant Factor Cable Loss Preamp Factor APos TPos Remark MHz dBuV/m dBuV/m dBuV dB/m dB dB cm deg 1 5500.00 100.02 ------ ------ 87.91 36.00 9.70 33.59 301 215 AVERAGE

Mode	48	
	Band Edge	
	5.25-5.35_UNII 2C_802.11be EHT20_CH140_Single RU 106/54_5700MHz	
ANT	CDD 5+18	
Pol.	Horizontal	Fundamental
Peak	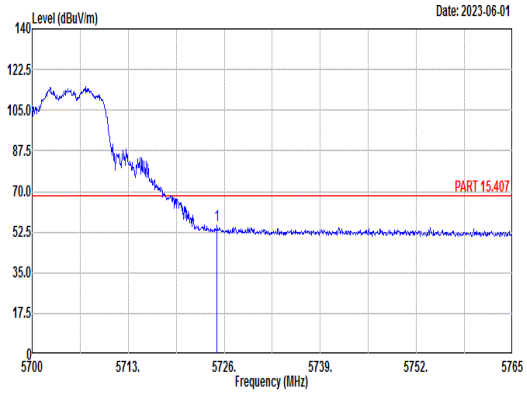 Site : 03CH04-SZ Condition: PART 15.407 3m HF_ANT_3117(119436) HORIZONTAL : RBW:1000.000kHz VBW:3000.000kHz Mode : 48 Setting : MCS0 Powersetting 14 Plane : X with Accessories : 861585060047220/861585060047238 1 5725.03 55.71 68.30 -12.59 42.83 36.32 10.02 33.46 100 289 PEAK	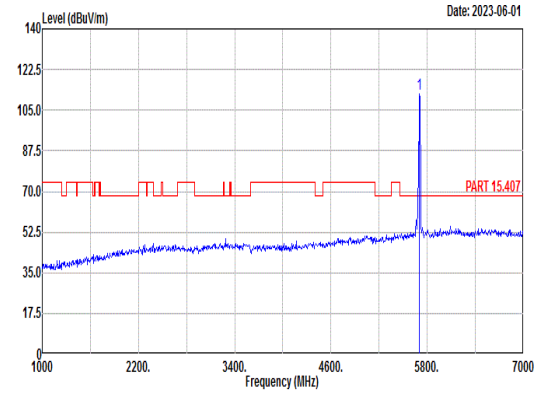 Site : 03CH04-SZ Condition: PART 15.407 3m HF_ANT_3117(119436) HORIZONTAL : RBW:1000.000kHz VBW:3000.000kHz Mode : 48 Setting : MCS0 Powersetting 14 Plane : X with Accessories : 861585060047220/861585060047238 1 5700.00 112.16 ------ ------ 99.38 36.29 9.97 33.48 100 289 PEAK
Avg	Blank	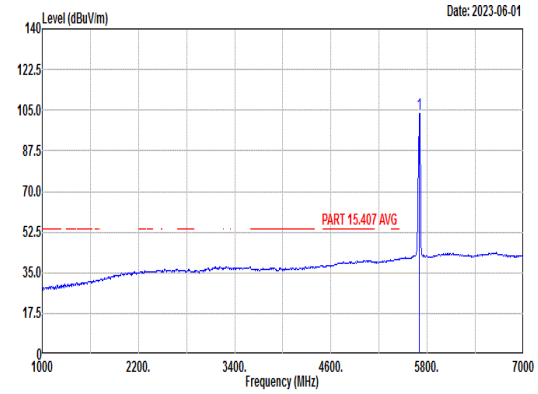 Site : 03CH04-SZ Condition: PART 15.407 AVG 3m HF_ANT_3117(119436) HORIZONTAL : RBW:1000.000kHz VBW:1.000kHz Mode : 48 Setting : MCS0 Powersetting 14 Plane : X with Accessories : 861585060047220/861585060047238 1 5700.00 103.63 ------ ------ 90.82 36.29 9.99 33.47 100 289 AVERAGE

Mode	48	
	Band Edge	
	5.25-5.35_UNII 2C_802.11be EHT20_CH140_Single RU 106/54_5700MHz	
ANT	CDD 5+18	
Pol.	Vertical	Fundamental
Peak	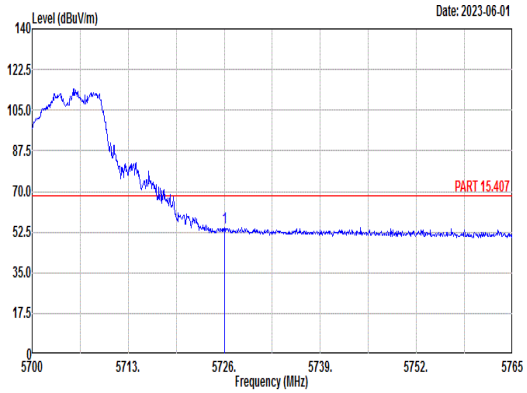 Site : 03CH04-SZ Condition: PART 15.407 3m HF_ANT_3117(119436) VERTICAL : RBW:1000.000kHz VBW:3000.000kHz Mode : 48 Setting : MCS0 Powersetting 14 Plane : X with Accessories : 861585060047220/861585060047238 Freq Level Limit Line Margin Read Level Ant Factor Cable Loss Preamp Factor APos TPos Remark MHz dBuV/m dBuV/m dBuV dB/m dB dB cm deg 1 5726.00 54.43 68.30 -13.87 41.55 36.32 10.02 33.46 369 195 PEAK	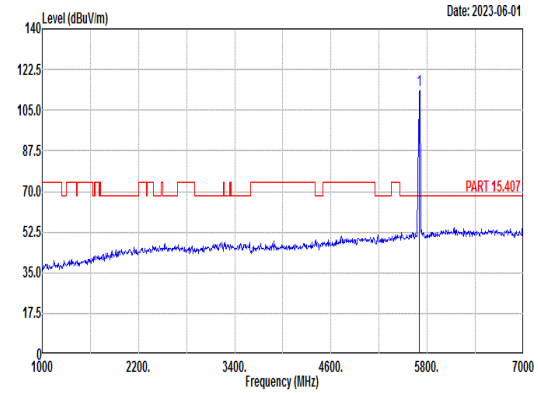 Site : 03CH04-SZ Condition: PART 15.407 3m HF_ANT_3117(119436) VERTICAL : RBW:1000.000kHz VBW:3000.000kHz Mode : 48 Setting : MCS0 Powersetting 14 Plane : X with Accessories : 861585060047220/861585060047238 Freq Level Limit Line Margin (dB) Read Level Ant Factor Cable Loss Preamp Factor APos TPos Remark MHz dBuV/m dBuV/m dBuV dB/m dB dB cm deg 1 5700.00 113.55 ------ ------ 100.74 36.29 9.99 33.47 369 195 PEAK
Avg	Blank	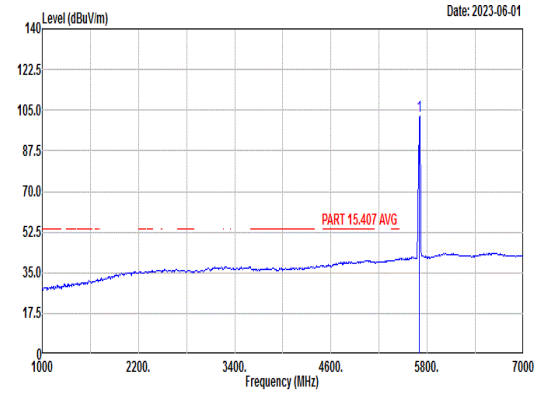 Site : 03CH04-SZ Condition: PART 15.407 AVG 3m HF_ANT_3117(119436) VERTICAL : RBW:1000.000kHz VBW:1.000kHz Mode : 48 Setting : MCS0 Powersetting 14 Plane : X with Accessories : 861585060047220/861585060047238 Freq Level Limit Line Margin (dB) Read Level Ant Factor Cable Loss Preamp Factor APos TPos Remark MHz dBuV/m dBuV/m dBuV dB/m dB dB cm deg 1 5700.00 102.36 ------ ------ 89.55 36.29 9.99 33.47 369 195 AVERAGE

Mode	49	
	Band Edge	
	5.725-5.85_UNII 3_802.11be EHT20_CH149_Single RU 106/53_5745MHz	
ANT	CDD 5+18	
Pol.	Horizontal	Fundamental
Peak	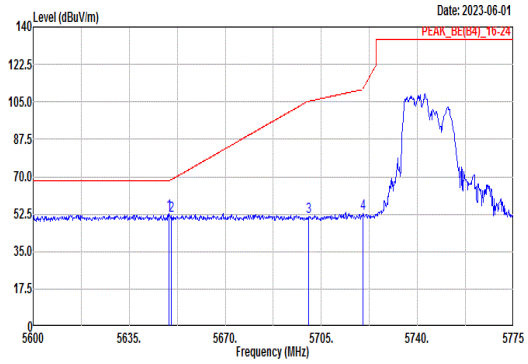 Site : 03CH04-SZ Condition: PEAK_BE(B4)_16-24 3m HF_ANT_3117(119436) HORIZONTAL : RBW:1000.000kHz VBW:3000.000kHz Mode : 49 Setting : MCS0 Powersetting 9 Plane : X with Accessories : 861585060047220/861585060047238 Freq Level Limit Line Margin Read Level Ant Factor Cable Loss Preamp Factor APos TPos Remark MHz dBuV/m dBuV/m dBuV dB/m dB dB cm deg 1 5649.35 52.68 68.30 -15.62 40.12 36.21 9.86 33.51 100 77 PEAK 2 5650.40 52.00 68.60 -16.60 39.44 36.21 9.86 33.51 100 77 PEAK 3 5700.45 51.32 105.33 -54.01 38.55 36.28 9.97 33.48 100 77 PEAK 4 5720.23 52.58 111.31 -58.73 39.73 36.31 10.01 33.47 100 77 PEAK	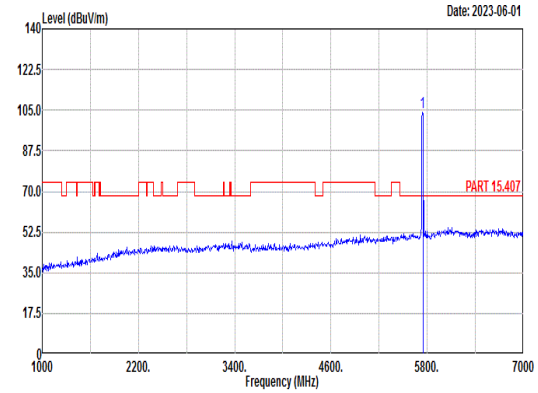 Site : 03CH04-SZ Condition: PART 15.407 3m HF_ANT_3117(119436) HORIZONTAL : RBW:1000.000kHz VBW:3000.000kHz Mode : 49 Setting : MCS0 Powersetting 9 Plane : X with Accessories : 861585060047220/861585060047238 Freq Level Limit Line Margin (dB) Read Level Ant Factor Cable Loss Preamp Factor APos TPos Remark MHz dBuV/m dBuV/m dBuV dB/m dB dB cm deg 1 5745.00 104.18 ------ ------ 91.25 36.34 10.05 33.46 100 77 PEAK
Avg	Blank	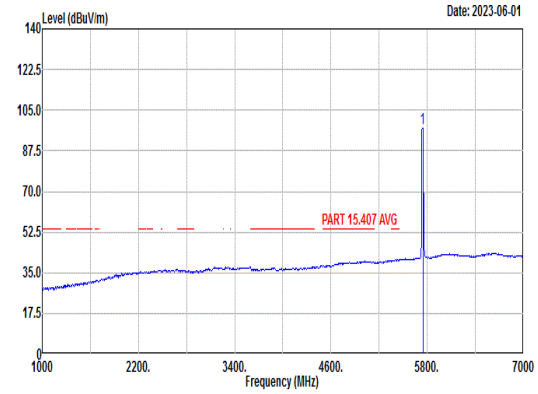 Site : 03CH04-SZ Condition: PART 15.407 AVG 3m HF_ANT_3117(119436) HORIZONTAL : RBW:1000.000kHz VBW:1.000kHz Mode : 49 Setting : MCS0 Powersetting 9 Plane : X with Accessories : 861585060047220/861585060047238 Freq Level Limit Line Margin (dB) Read Level Ant Factor Cable Loss Preamp Factor APos TPos Remark MHz dBuV/m dBuV/m dBuV dB/m dB dB cm deg 1 5745.00 97.23 ------ ------ 84.30 36.34 10.05 33.46 100 77 AVERAGE

Mode	49	
	Band Edge	
	5.725-5.85_UNII 3_802.11be EHT20_CH149_Single RU 106/53_5745MHz	
ANT	CDD 5+18	
Pol.	Vertical	Fundamental
Peak	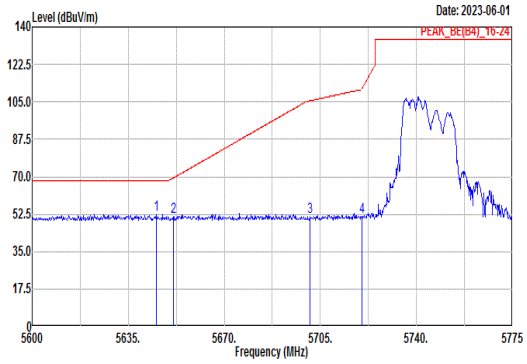 Site : 03CH04-SZ Condition: PEAK_BE(B4)_16-24 3m HF_ANT_3117(119436) VERTICAL : RBW:1000.000kHz VBW:3000.000kHz Mode : 49 Setting : MCS0 Powersetting 9 Plane : X with Accessories : 861585060047220/861585060047238 Freq Level Limit Line Margin Read Level Ant Factor Cable Loss Preamp Factor APos TPos Remark MHz dBuV/m dBuV/m dBuV dB/m dB dB cm deg 1 5645.15 52.56 68.30 -15.74 40.02 36.20 9.85 33.51 387 187 PEAK 2 5651.45 51.29 69.37 -18.08 38.73 36.21 9.86 33.51 387 187 PEAK 3 5701.33 51.41 105.57 -54.16 38.64 36.28 9.97 33.48 387 187 PEAK 4 5720.23 51.26 111.31 -60.05 38.41 36.31 10.01 33.47 387 187 PEAK	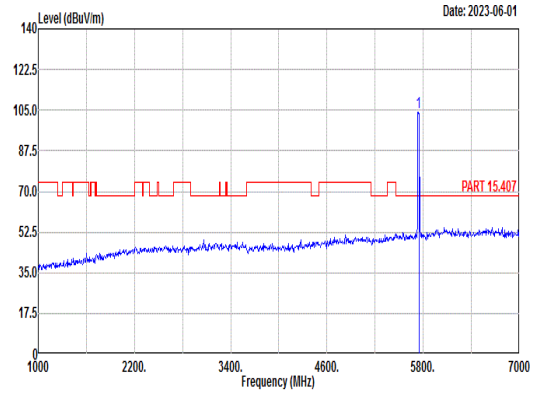 Site : 03CH04-SZ Condition: PART 15.407 3m HF_ANT_3117(119436) VERTICAL : RBW:1000.000kHz VBW:3000.000kHz Mode : 49 Setting : MCS0 Powersetting 9 Plane : X with Accessories : 861585060047220/861585060047238 Freq Level Limit Line Margin (dB) Read Level Ant Factor Cable Loss Preamp Factor APos TPos Remark MHz dBuV/m dBuV/m dBuV dB/m dB dB cm deg 1 5745.00 103.97 ------ ------ 91.06 36.33 10.04 33.46 387 187 PEAK
Avg	Blank	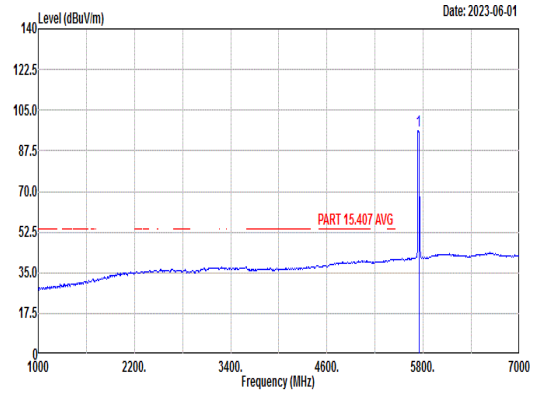 Site : 03CH04-SZ Condition: PART 15.407 AVG 3m HF_ANT_3117(119436) VERTICAL : RBW:1000.000kHz VBW:1.000kHz Mode : 49 Setting : MCS0 Powersetting 9 Plane : X with Accessories : 861585060047220/861585060047238 Freq Level Limit Line Margin (dB) Read Level Ant Factor Cable Loss Preamp Factor APos TPos Remark MHz dBuV/m dBuV/m dBuV dB/m dB dB cm deg 1 5745.00 96.31 ------ ------ 83.38 36.34 10.05 33.46 387 187 AVERAGE

Mode	50	
	Band Edge	
	5.725-5.85_UNII 3_802.11be EHT20_CH165_Single RU 52/40_5825MHz	
ANT	CDD 5+18	
Pol.	Horizontal	Fundamental
Peak	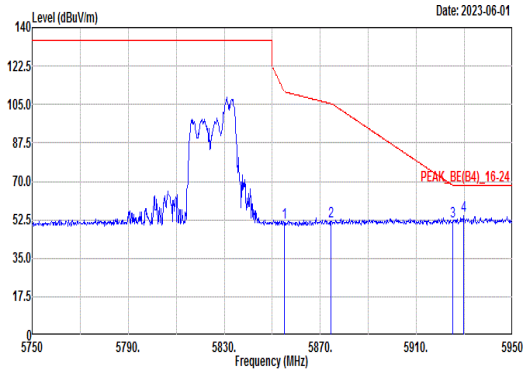 Site : 03CH04-SZ Condition: PEAK_BE(B4)_16-24 3m HF_ANT_3117(119436) HORIZONTAL Mode : 50 Setting : MCS0 Powersetting 6 Plane : X with Accessories : 861585060047220/861585060047238 Freq Level Limit Line Margin (dB) Read Level Ant Factor Cable Loss Preamp Factor APos TPos Remark MHz dBuV/m dBuV/m dBuV dB/m dB dB cm deg 1 5855.00 51.34 110.80 -59.46 37.94 36.50 10.29 33.39 300 91 PEAK 2 5874.40 51.98 105.37 -53.39 38.51 36.52 10.33 33.38 300 91 PEAK 3 5925.00 51.92 68.30 -16.38 38.23 36.60 10.44 33.35 300 91 PEAK 4 5929.60 54.22 68.30 -14.08 40.51 36.60 10.45 33.34 300 91 PEAK	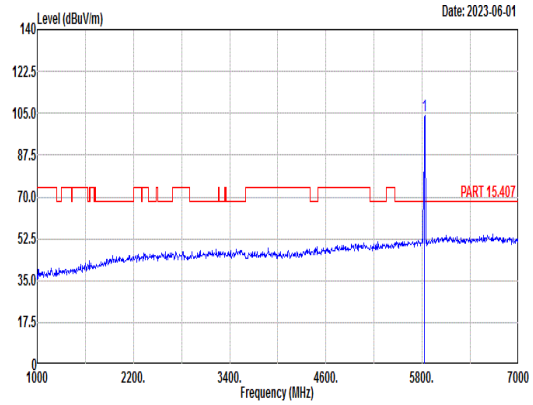 Site : 03CH04-SZ Condition: PART 15.407 3m HF_ANT_3117(119436) HORIZONTAL Mode : 50 Setting : MCS0 Powersetting 6 Plane : X with Accessories : 861585060047220/861585060047238 Freq Level Limit Line Margin (dB) Read Level Ant Factor Cable Loss Preamp Factor APos TPos Remark MHz dBuV/m dBuV/m dBuV dB/m dB dB cm deg 1 5825.00 104.26 ------ ------ 90.94 36.47 10.25 33.40 300 91 PEAK
Avg	Blank	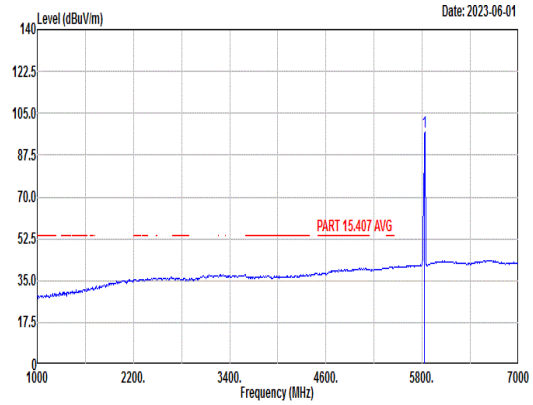 Site : 03CH04-SZ Condition: PART 15.407 AVG 3m HF_ANT_3117(119436) HORIZONTAL Mode : 50 Setting : MCS0 Powersetting 6 Plane : X with Accessories : 861585060047220/861585060047238 Freq Level Limit Line Margin (dB) Read Level Ant Factor Cable Loss Preamp Factor APos TPos Remark MHz dBuV/m dBuV/m dBuV dB/m dB dB cm deg 1 5825.00 97.31 ------ ------ 83.99 36.47 10.25 33.40 300 91 AVERAGE

Mode	50	
	Band Edge	
	5.725-5.85_UNII 3_802.11be EHT20_CH165_Single RU 52/40_5825MHz	
ANT	CDD 5+18	
Pol.	Vertical	Fundamental
Peak	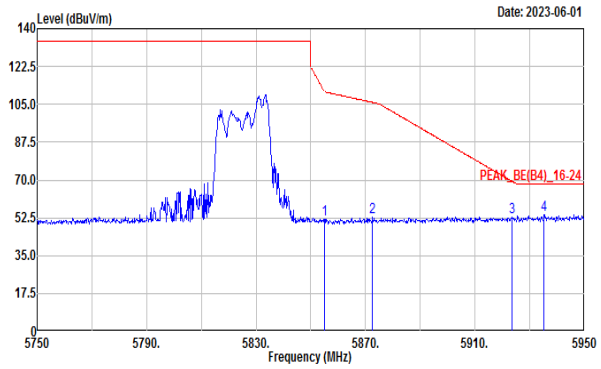 Site : 03CH04-SZ Condition: PEAK_BE(B4)_16-24 3m HF_ANT_3117(119436) VERTICAL Mode : 50 Setting : MCS0 Powersetting 6 Plane : X with Accessories : 861585060047220/861585060047238 1 5855.00 51.59 110.80 -59.21 38.19 36.50 10.29 33.39 400 197 PEAK 2 5872.60 52.81 105.87 -53.06 39.34 36.52 10.33 33.38 400 197 PEAK 3 5923.40 52.90 69.48 -16.58 39.22 36.59 10.44 33.35 400 197 PEAK 4 5935.20 53.69 68.30 -14.61 39.96 36.61 10.46 33.34 400 197 PEAK	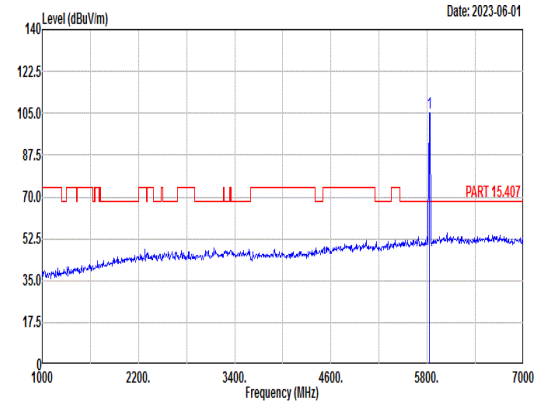 Site : 03CH04-SZ Condition: PART 15.407 3m HF_ANT_3117(119436) VERTICAL Mode : 50 Setting : MCS0 Powersetting 6 Plane : X with Accessories : 861585060047220/861585060047238 1 5825.00 105.26 ------ ------ 91.94 36.47 10.25 33.40 400 197 PEAK
Avg	Blank	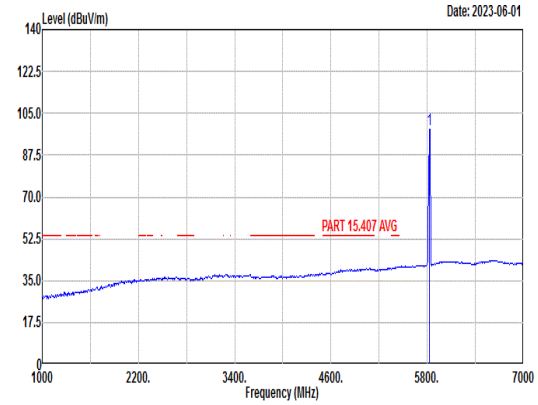 Site : 03CH04-SZ Condition: PART 15.407 AVG 3m HF_ANT_3117(119436) VERTICAL Mode : 50 Setting : MCS0 Powersetting 6 Plane : X with Accessories : 861585060047220/861585060047238 1 5825.00 98.33 ------ ------ 85.03 36.46 10.24 33.40 400 197 AVERAGE

Mode	51	
	Band Edge	
	5.15-5.25_UNII 1_802.11be EHT20_CH36_Small RU 52/26 ❶_5180MHz	
ANT	CDD 5+18	
Pol.	Horizontal	Fundamental
Peak	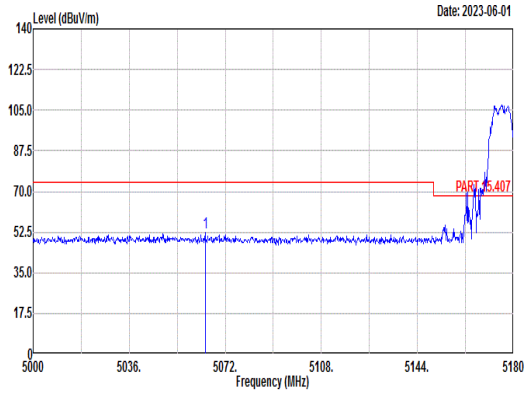 Site : 03CH04-SZ Condition: PART 15.407 3m ANT3117_0057 HORIZONTAL : RBW:1000.000kHz VBW:3000.000kHz Mode : 51 Setting : MCS0 power setting 13.5 Plane : Z with Accessories : 8615855060047220/8615855060047238 Freq Level Limit Line Margin (dB) Read Level Ant Factor Cable Loss Preamp Factor APos TPos Remark MHz dBuV/m dBuV/m dBuV dB/m dB dB cm deg 1 5064.44 52.07 74.00 -21.93 42.35 34.57 7.86 32.71 100 74 PEAK	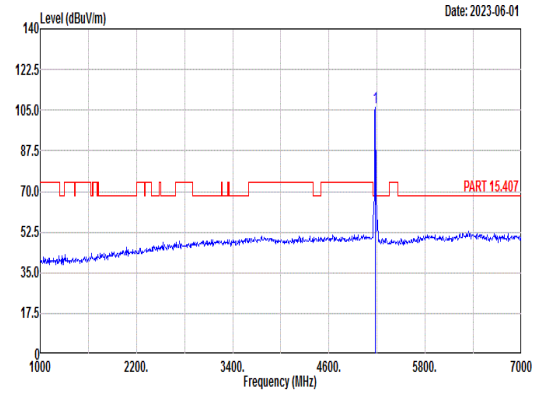 Site : 03CH04-SZ Condition: PART 15.407 3m ANT3117_0057 HORIZONTAL : RBW:1000.000kHz VBW:3000.000kHz Mode : 51 Setting : MCS0 power setting 13.5 Plane : Z with Accessories : 8615855060047220/8615855060047238 Freq Level Limit Line Margin (dB) Read Level Ant Factor Cable Loss Preamp Factor APos TPos Remark MHz dBuV/m dBuV/m dBuV dB/m dB dB cm deg 1 5180.00 106.32 ------ ------ 96.74 34.53 7.94 32.89 100 74 PEAK
Avg	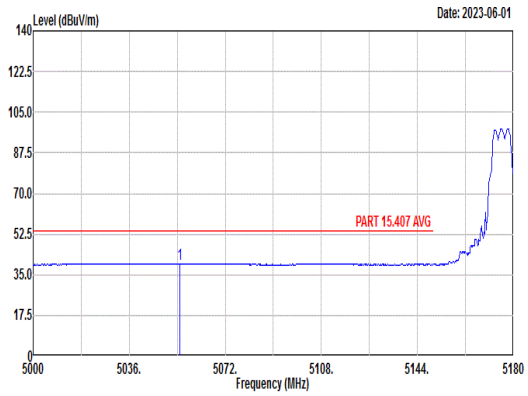 Site : 03CH04-SZ Condition: PART 15.407 AVG 3m ANT3117_0057 HORIZONTAL : RBW:1000.000kHz VBW:0.300kHz Mode : 51 Setting : MCS0 power setting 13.5 Plane : Z with Accessories : 8615855060047220/8615855060047238 Freq Level Limit Line Margin (dB) Read Level Ant Factor Cable Loss Preamp Factor APos TPos Remark MHz dBuV/m dBuV/m dBuV dB/m dB dB cm deg 1 5054.90 39.77 54.00 -14.23 30.02 34.58 7.86 32.69 100 74 AVERAGE	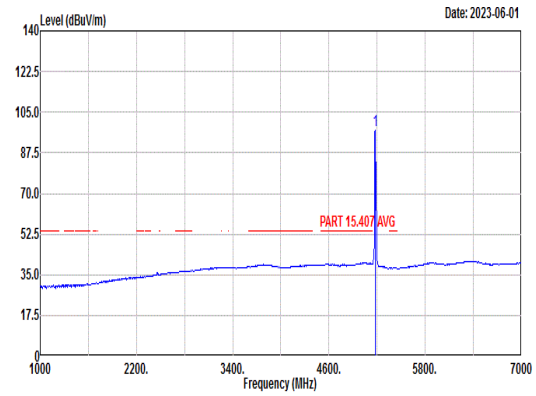 Site : 03CH04-SZ Condition: PART 15.407 AVG 3m ANT3117_0057 HORIZONTAL : RBW:1000.000kHz VBW:0.300kHz Mode : 51 Setting : MCS0 power setting 13.5 Plane : Z with Accessories : 8615855060047220/8615855060047238 Freq Level Limit Line Margin (dB) Read Level Ant Factor Cable Loss Preamp Factor APos TPos Remark MHz dBuV/m dBuV/m dBuV dB/m dB dB cm deg 1 5180.00 97.08 ------ ------ 87.50 34.53 7.94 32.89 100 74 AVERAGE

Mode	51	
	Band Edge	
	5.15-5.25_UNII 1_802.11be EHT20_CH36_Small RU 52/26 ❶_5180MHz	
ANT	CDD 5+18	
Pol.	Vertical	Fundamental
Peak	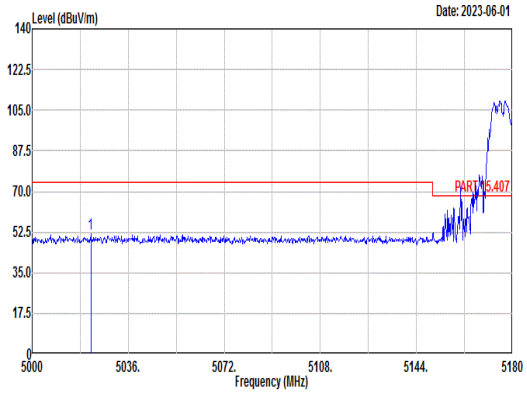 Site : 03CH04-SZ Condition: PART 15.407 3m ANT3117_0057 VERTICAL : RBW:1000.000kHz VBW:3000.000kHz Mode : 51 Setting : MCS0 power setting 13.5 Plane : Z with Accessories : 8615855060047220/8615855060047238 Freq Level Limit Line Margin (dB) Read Level Ant Factor Cable Loss Preamp Factor APos TPos Remark MHz dBuV/m dBuV/m dBuV dB/m dB dB cm deg 1 5021.96 51.96 74.00 -22.04 42.18 34.59 7.83 32.64 100 72 PEAK	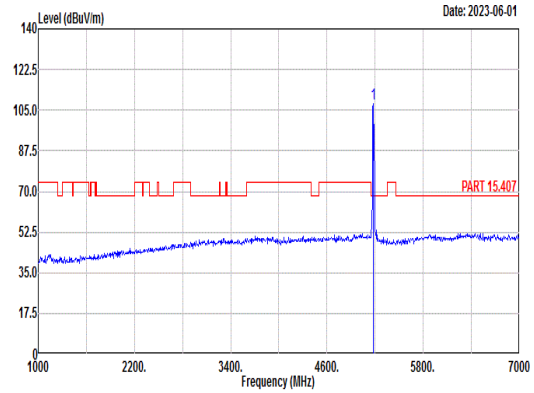 Site : 03CH04-SZ Condition: PART 15.407 3m ANT3117_0057 VERTICAL : RBW:1000.000kHz VBW:3000.000kHz Mode : 51 Setting : MCS0 power setting 13.5 Plane : Z with Accessories : 8615855060047220/8615855060047238 Freq Level Limit Line Margin (dB) Read Level Ant Factor Cable Loss Preamp Factor APos TPos Remark MHz dBuV/m dBuV/m dBuV dB/m dB dB cm deg 1 5180.00 107.69 ------ ------ 98.11 34.53 7.94 32.89 100 72 PEAK
Avg	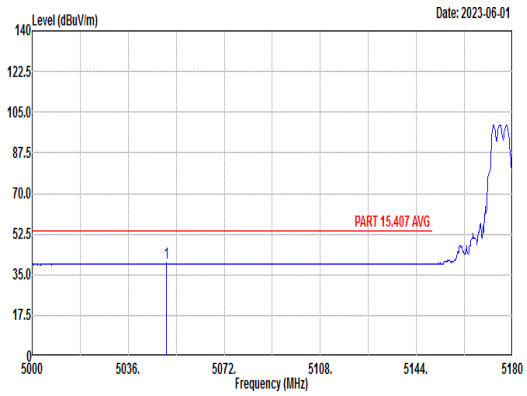 Site : 03CH04-SZ Condition: PART 15.407 AVG 3m ANT3117_0057 VERTICAL : RBW:1000.000kHz VBW:8.300kHz Mode : 51 Setting : MCS0 power setting 13.5 Plane : Z with Accessories : 8615855060047220/8615855060047238 Freq Level Limit Line Margin (dB) Read Level Ant Factor Cable Loss Preamp Factor APos TPos Remark MHz dBuV/m dBuV/m dBuV dB/m dB dB cm deg 1 5050.40 39.94 54.00 -14.06 30.19 34.58 7.85 32.68 100 72 AVERAGE	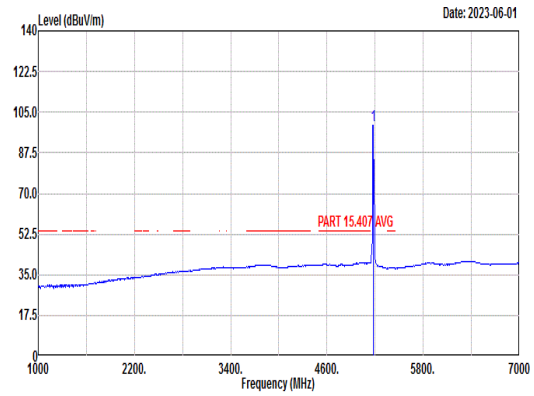 Site : 03CH04-SZ Condition: PART 15.407 AVG 3m ANT3117_0057 VERTICAL : RBW:1000.000kHz VBW:8.300kHz Mode : 51 Setting : MCS0 power setting 13.5 Plane : Z with Accessories : 8615855060047220/8615855060047238 Freq Level Limit Line Margin (dB) Read Level Ant Factor Cable Loss Preamp Factor APos TPos Remark MHz dBuV/m dBuV/m dBuV dB/m dB dB cm deg 1 5180.00 99.37 ------ ------ 89.79 34.53 7.94 32.89 100 72 AVERAGE

Mode	52	
	Band Edge	
	5.25-5.35_UNII 2A_802.11be EHT20_CH64_Small RU 52/26 ❸_5320MHz	
ANT	CDD 5+18	
Pol.	Horizontal	Fundamental
Peak	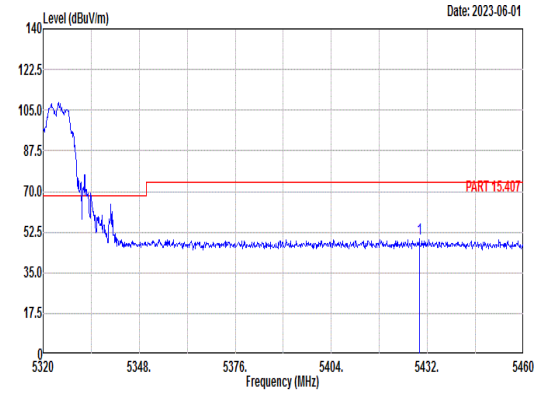 Site : 03CH04-SZ Condition: PART 15.407 3m ANT3117_0057 HORIZONTAL : RBW:1000.000kHz VBW:3000.000kHz Mode : 52 Setting : MCS0 power setting 13 Plane : Z with Accessories : 8615855060047220/8615855060047238 Freq Level Limit Line Margin (dB) Read Level Ant Factor Cable Loss Preamp Factor APos TPos Remark MHz dBuV/m dBuV/m dBuV dB/m dB dB cm deg 1 5429.62 49.56 74.00 -24.44 39.98 34.43 8.45 33.30 296 77 PEAK	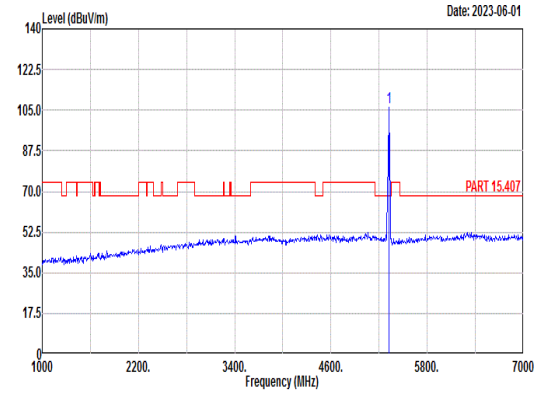 Site : 03CH04-SZ Condition: PART 15.407 3m ANT3117_0057 HORIZONTAL : RBW:1000.000kHz VBW:3000.000kHz Mode : 52 Setting : MCS0 power setting 13 Plane : Z with Accessories : 8615855060047220/8615855060047238 Freq Level Limit Line Margin (dB) Read Level Ant Factor Cable Loss Preamp Factor APos TPos Remark MHz dBuV/m dBuV/m dBuV dB/m dB dB cm deg 1 5320.00 106.26 ------ ------ 96.66 34.47 8.25 33.12 296 77 PEAK
Avg	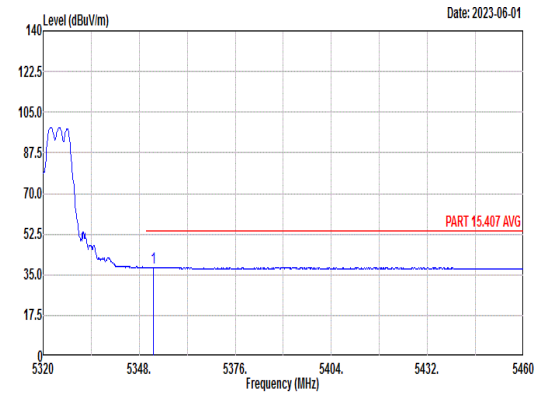 Site : 03CH04-SZ Condition: PART 15.407 AVG 3m ANT3117_0057 HORIZONTAL : RBW:1000.000kHz VBW:0.300kHz Mode : 52 Setting : MCS0 power setting 13 Plane : Z with Accessories : 8615855060047220/8615855060047238 Freq Level Limit Line Margin (dB) Read Level Ant Factor Cable Loss Preamp Factor APos TPos Remark MHz dBuV/m dBuV/m dBuV dB/m dB dB cm deg 1 5352.20 38.21 54.00 -15.79 28.59 34.46 8.33 33.17 296 77 AVERAGE	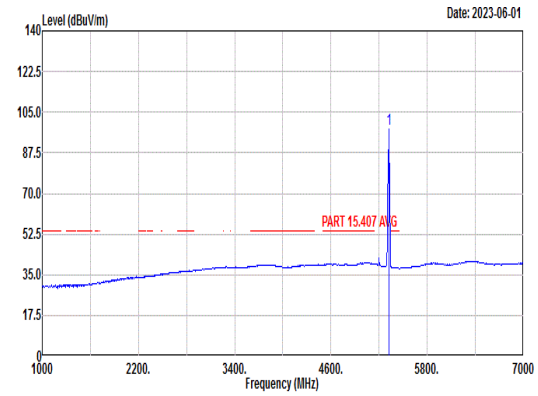 Site : 03CH04-SZ Condition: PART 15.407 AVG 3m ANT3117_0057 HORIZONTAL : RBW:1000.000kHz VBW:0.300kHz Mode : 52 Setting : MCS0 power setting 13 Plane : Z with Accessories : 8615855060047220/8615855060047238 Freq Level Limit Line Margin (dB) Read Level Ant Factor Cable Loss Preamp Factor APos TPos Remark MHz dBuV/m dBuV/m dBuV dB/m dB dB cm deg 1 5320.00 98.00 ------ ------ 88.40 34.47 8.25 33.12 296 77 AVERAGE

Mode	52	
	Band Edge	
	5.25-5.35_UNII 2A_802.11be EHT20_CH64_Small RU 52/26 ❸_5320MHz	
ANT	CDD 5+18	
Pol.	Vertical	Fundamental
Peak	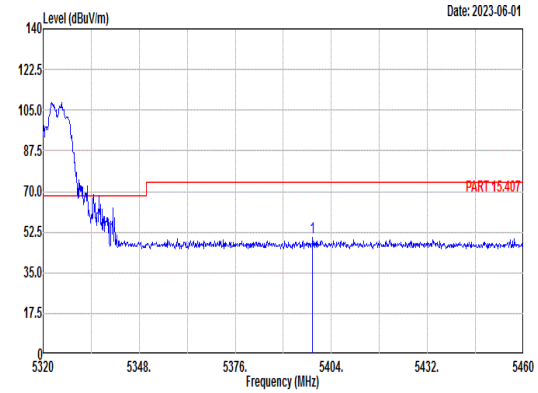 Site : 03CH04-SZ Condition: PART 15.407 3m ANT3117_0057 VERTICAL : RBW:1000.000kHz VBW:3000.000kHz Mode : 52 Setting : MCS0 power setting 13 Plane : Z with Accessories : 8615855060047220/8615855060047238 Freq Level Limit Line Margin (dB) Read Level Ant Factor Cable Loss Preamp Factor APos TPos Remark MHz dBuV/m dBuV/m dBuV dB/m dB dB cm deg 1 5398.54 49.94 74.00 -24.06 40.29 34.44 8.46 33.25 100 272 PEAK	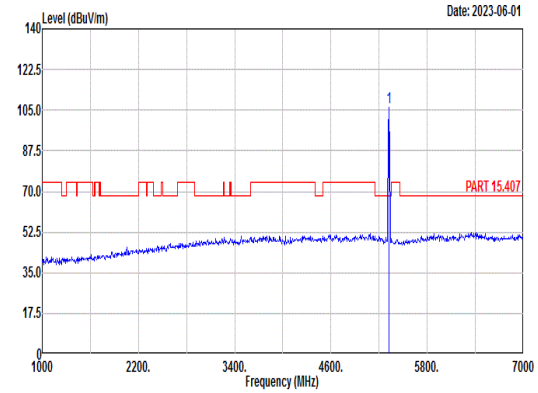 Site : 03CH04-SZ Condition: PART 15.407 3m ANT3117_0057 VERTICAL : RBW:1000.000kHz VBW:3000.000kHz Mode : 52 Setting : MCS0 power setting 13 Plane : Z with Accessories : 8615855060047220/8615855060047238 Freq Level Limit Line Margin (dB) Read Level Ant Factor Cable Loss Preamp Factor APos TPos Remark MHz dBuV/m dBuV/m dBuV dB/m dB dB cm deg 1 5320.00 106.17 ------ ------ 96.57 34.47 8.26 33.13 100 272 PEAK
Avg	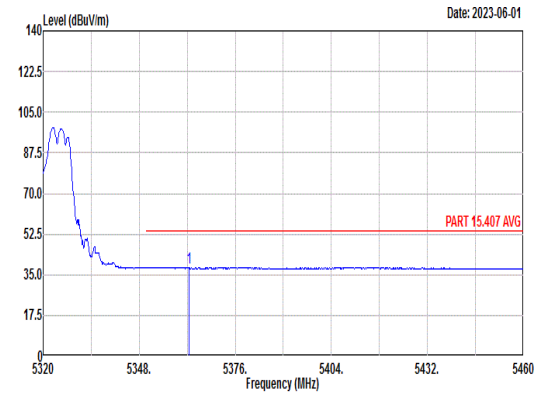 Site : 03CH04-SZ Condition: PART 15.407 AVG 3m ANT3117_0057 VERTICAL : RBW:1000.000kHz VBW:0.300kHz Mode : 52 Setting : MCS0 power setting 13 Plane : Z with Accessories : 8615855060047220/8615855060047238 Freq Level Limit Line Margin (dB) Read Level Ant Factor Cable Loss Preamp Factor APos TPos Remark MHz dBuV/m dBuV/m dBuV dB/m dB dB cm deg 1 5362.56 38.08 54.00 -15.92 28.46 34.45 8.36 33.19 100 272 AVERAGE	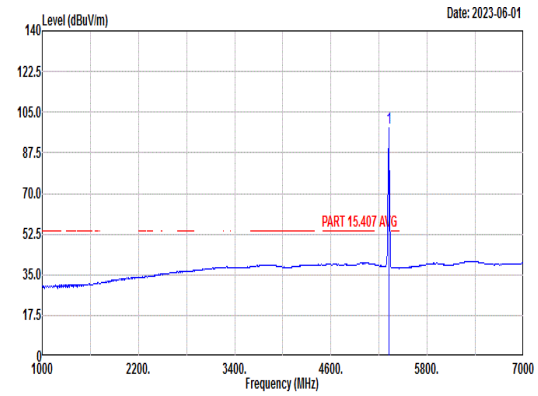 Site : 03CH04-SZ Condition: PART 15.407 AVG 3m ANT3117_0057 VERTICAL : RBW:1000.000kHz VBW:0.300kHz Mode : 52 Setting : MCS0 power setting 13 Plane : Z with Accessories : 8615855060047220/8615855060047238 Freq Level Limit Line Margin (dB) Read Level Ant Factor Cable Loss Preamp Factor APos TPos Remark MHz dBuV/m dBuV/m dBuV dB/m dB dB cm deg 1 5320.00 98.11 ------ ------ 88.51 34.47 8.25 33.12 100 272 AVERAGE

Mode	53	
	Band Edge	
	5.47-5.725_UNII 2C_802.11be EHT20_CH100_Small RU 52/26 ❶_5500MHz	
ANT	CDD 5+18	
Pol.	Horizontal	Fundamental
Peak	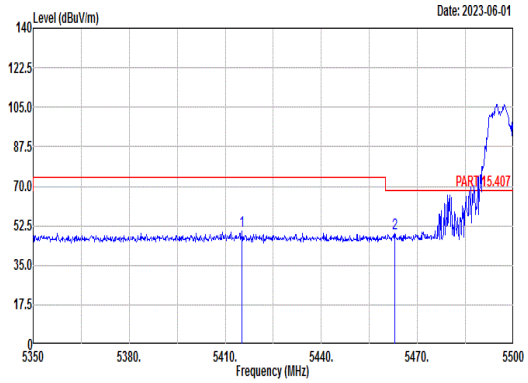 Site : 03CH04-SZ Condition: PART 15.407 3m ANT3117_0057 HORIZONTAL : RBW:1000.000kHz VBW:3000.000kHz Mode : 53 Setting : MCS0 power setting 9.5 Plane : Z with Accessories : 8615855060047220/8615855060047238 Freq Level Limit Line Margin Read Level Ant Factor Cable Loss Preamp Factor APos TPos Remark MHz dBuV/m dBuV/m dB dBuV dB/m dB dB cm deg 1 5415.25 50.06 74.00 -23.94 40.44 34.43 8.47 33.28 309 69 PEAK 2 5462.95 48.88 68.30 -19.42 39.41 34.41 8.41 33.35 309 69 PEAK	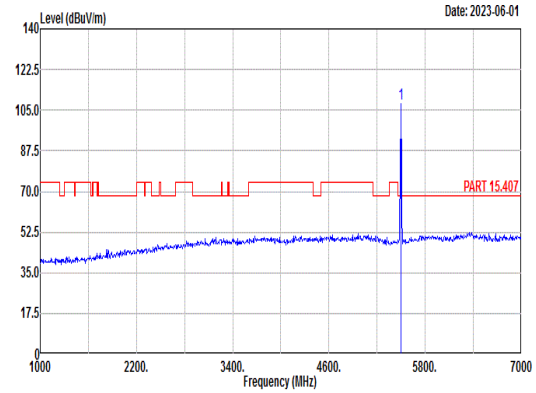 Site : 03CH04-SZ Condition: PART 15.407 3m ANT3117_0057 HORIZONTAL : RBW:1000.000kHz VBW:3000.000kHz Mode : 53 Setting : MCS0 power setting 9.5 Plane : Z with Accessories : 8615855060047220/8615855060047238 Freq Level Limit Line Margin Read Level Ant Factor Cable Loss Preamp Factor APos TPos Remark MHz dBuV/m dBuV/m dB dBuV dB/m dB dB cm deg 1 5500.00 107.64 ------ ------ 98.28 34.40 8.36 33.40 309 69 PEAK
Avg	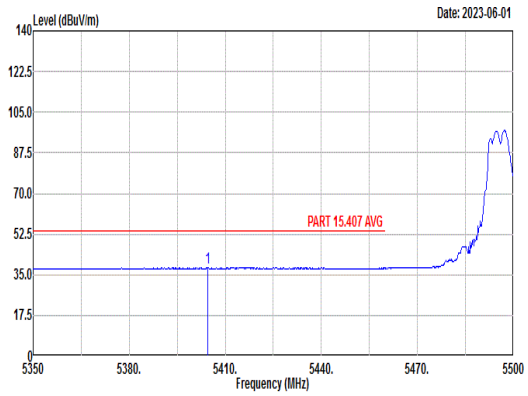 Site : 03CH04-SZ Condition: PART 15.407 AVG 3m ANT3117_0057 HORIZONTAL : RBW:1000.000kHz VBW:0.300kHz Mode : 53 Setting : MCS0 power setting 9.5 Plane : Z with Accessories : 8615855060047220/8615855060047238 Freq Level Limit Line Margin Read Level Ant Factor Cable Loss Preamp Factor APos TPos Remark MHz dBuV/m dBuV/m dB dBuV dB/m dB dB cm deg 1 5404.45 38.00 54.00 -16.00 28.35 34.44 8.47 33.26 309 69 AVERAGE	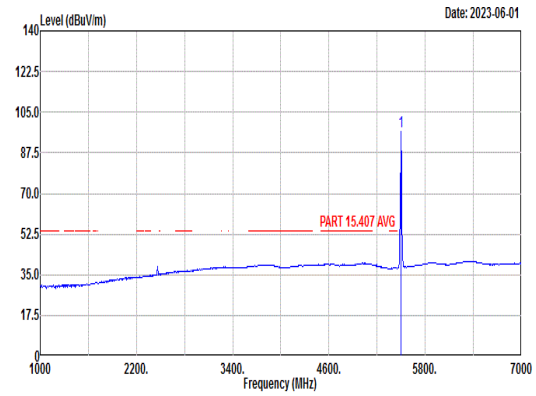 Site : 03CH04-SZ Condition: PART 15.407 AVG 3m ANT3117_0057 HORIZONTAL : RBW:1000.000kHz VBW:0.300kHz Mode : 53 Setting : MCS0 power setting 9.5 Plane : Z with Accessories : 8615855060047220/8615855060047238 Freq Level Limit Line Margin Read Level Ant Factor Cable Loss Preamp Factor APos TPos Remark MHz dBuV/m dBuV/m dB dBuV dB/m dB dB cm deg 1 5500.00 96.75 ------ ------ 87.39 34.40 8.36 33.40 309 69 AVERAGE

Mode	53	
	Band Edge	
	5.47-5.725_UNII 2C_802.11be EHT20_CH100_Small RU 52/26 ❶_5500MHz	
ANT	CDD 5+18	
Pol.	Vertical	Fundamental
Peak	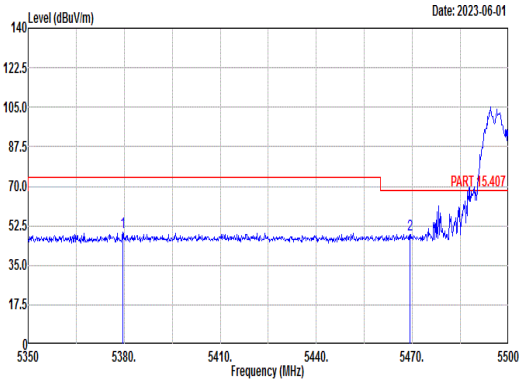 Site : 03CH04-SZ Condition: PART 15.407 3m ANT3117_0057 VERTICAL : RBW:1000.000kHz VBW:3000.000kHz Mode : 53 Setting : MCS0 power setting 9.5 Plane : Z with Accessories : 8615855060047220/8615855060047238 Freq Level Limit Line Margin Read Level Ant Factor Cable Loss Preamp Factor APos TPos Remark MHz dBuV/m dBuV/m dB dBuV dB/m dB dB cm deg 1 5379.55 49.77 74.00 -24.23 40.13 34.45 8.41 33.22 300 336 PEAK 2 5469.25 48.77 68.30 -19.53 39.32 34.41 8.40 33.36 300 336 PEAK	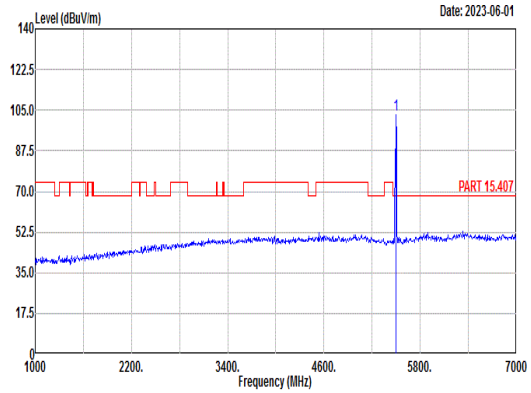 Site : 03CH04-SZ Condition: PART 15.407 3m ANT3117_0057 VERTICAL : RBW:1000.000kHz VBW:3000.000kHz Mode : 53 Setting : MCS0 power setting 9.5 Plane : Z with Accessories : 8615855060047220/8615855060047238 Freq Level Limit Line Margin Read Level Ant Factor Cable Loss Preamp Factor APos TPos Remark MHz dBuV/m dBuV/m dB dBuV dB/m dB dB cm deg 1 5500.00 102.76 ------ ------ 93.40 34.40 8.36 33.40 300 336 PEAK
Avg	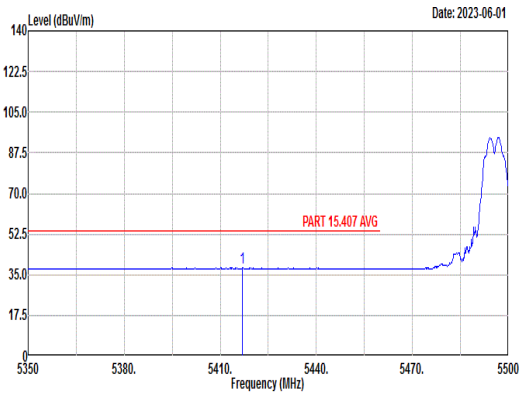 Site : 03CH04-SZ Condition: PART 15.407 AVG 3m ANT3117_0057 VERTICAL : RBW:1000.000kHz VBW:0.300kHz Mode : 53 Setting : MCS0 power setting 9.5 Plane : Z with Accessories : 8615855060047220/8615855060047238 Freq Level Limit Line Margin Read Level Ant Factor Cable Loss Preamp Factor APos TPos Remark MHz dBuV/m dBuV/m dB dBuV dB/m dB dB cm deg 1 5416.90 37.88 54.00 -16.12 28.26 34.43 8.47 33.28 300 336 AVERAGE	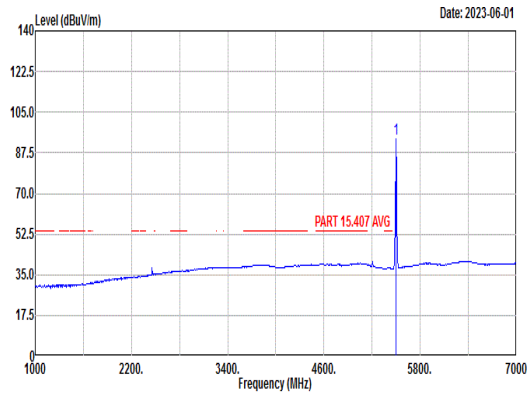 Site : 03CH04-SZ Condition: PART 15.407 AVG 3m ANT3117_0057 VERTICAL : RBW:1000.000kHz VBW:0.300kHz Mode : 53 Setting : MCS0 power setting 9.5 Plane : Z with Accessories : 8615855060047220/8615855060047238 Freq Level Limit Line Margin Read Level Ant Factor Cable Loss Preamp Factor APos TPos Remark MHz dBuV/m dBuV/m dB dBuV dB/m dB dB cm deg 1 5500.00 93.77 ------ ------ 84.41 34.40 8.36 33.40 300 336 AVERAGE

Mode	54	
	Band Edge	
	5.47-5.725_UNII 2C_802.11be EHT20_CH140_Small RU 106/26 ❷_5700MHz	
ANT	CDD 5+18	
Pol.	Horizontal	Fundamental
Peak	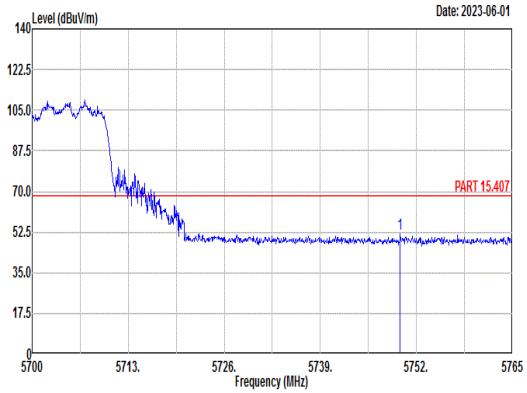 Site : 03CH04-SZ Condition: PART 15.407 3m ANT3117_0057 HORIZONTAL : RBW:1000.000kHz VBW:3000.000kHz Mode : 54 Setting : MCS0 power setting 11.5 Plane : Z with Accessories : 8615855060047220/8615855060047238 Freq Level Limit Line Margin Read Level Ant Factor Cable Loss Preamp Factor APos TPos Remark MHz dBuV/m dBuV/m dB dBuV dB/m dB dB cm deg 1 5749.79 51.51 68.30 -16.79 41.14 34.95 8.77 33.35 269 71 PEAK	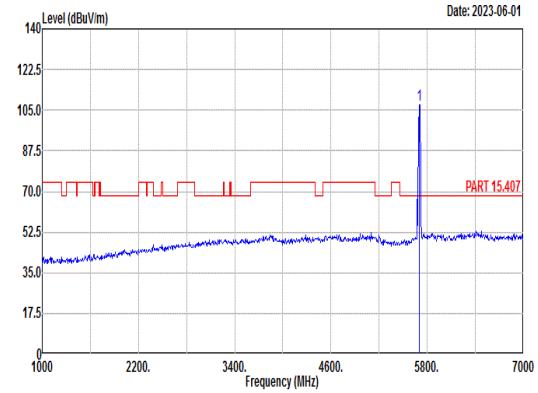 Site : 03CH04-SZ Condition: PART 15.407 3m ANT3117_0057 HORIZONTAL : RBW:1000.000kHz VBW:3000.000kHz Mode : 54 Setting : MCS0 power setting 11.5 Plane : Z with Accessories : 8615855060047220/8615855060047238 Freq Level Limit Line Margin Read Level Ant Factor Cable Loss Preamp Factor APos TPos Remark MHz dBuV/m dBuV/m dB dBuV dB/m dB dB cm deg 1 5700.00 107.11 ------ ------ 97.02 34.85 8.60 33.36 269 71 PEAK
Avg	Blank	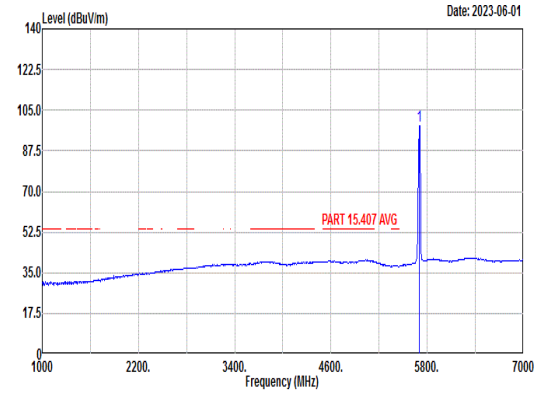 Site : 03CH04-SZ Condition: PART 15.407 AVG 3m ANT3117_0057 HORIZONTAL : RBW:1000.000kHz VBW:1.000kHz Mode : 54 Setting : MCS0 power setting 11.5 Plane : Z with Accessories : 8615855060047220/8615855060047238 Freq Level Limit Line Margin Read Level Ant Factor Cable Loss Preamp Factor APos TPos Remark MHz dBuV/m dBuV/m dB dBuV dB/m dB dB cm deg 1 5700.00 98.20 ------ ------ 88.08 34.86 8.62 33.36 269 71 AVERAGE

Mode	54	
	Band Edge	
	5.47-5.725_UNII 2C_802.11be EHT20_CH140_Small RU 106/26 ❷_5700MHz	
ANT	CDD 5+18	
Pol.	Vertical	Fundamental
Peak	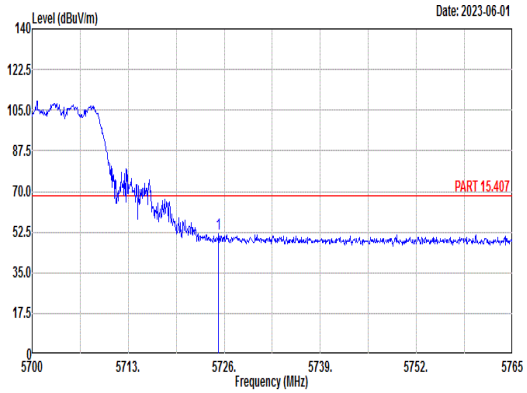 Site : 03CH04-SZ Condition: PART 15.407 3m ANT3117_0057 VERTICAL : RBW:1000.000kHz VBW:3000.000kHz Mode : 54 Setting : MCS0 power setting 11.5 Plane : Z with Accessories : 8615855060047220/8615855060047238 Freq Level Limit Line Margin Read Level Ant Factor Cable Loss Preamp Factor APos TPos Remark MHz dBuV/m dBuV/m dB dBuV dB/m dB dB cm deg 1 5725.22 51.78 68.30 -16.52 41.57 34.90 8.67 33.36 100 269 PEAK	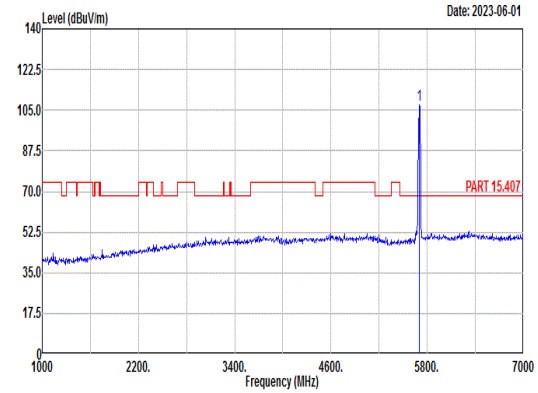 Site : 03CH04-SZ Condition: PART 15.407 3m ANT3117_0057 VERTICAL : RBW:1000.000kHz VBW:3000.000kHz Mode : 54 Setting : MCS0 power setting 11.5 Plane : Z with Accessories : 8615855060047220/8615855060047238 Freq Level Limit Line Margin Read Level Ant Factor Cable Loss Preamp Factor APos TPos Remark MHz dBuV/m dBuV/m dB dBuV dB/m dB dB cm deg 1 5700.00 107.44 ------ ------ 97.35 34.85 8.60 33.36 100 269 PEAK
Avg	Blank	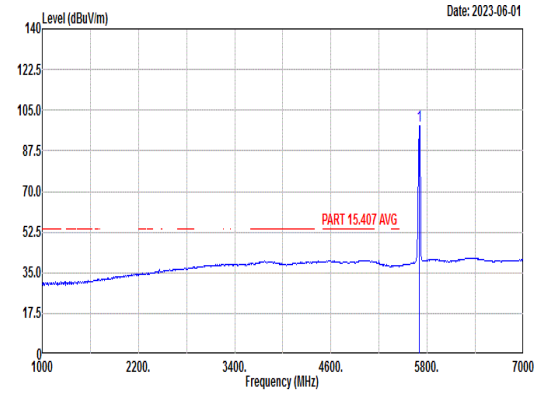 Site : 03CH04-SZ Condition: PART 15.407 AVG 3m ANT3117_0057 VERTICAL : RBW:1000.000kHz VBW:1.000kHz Mode : 54 Setting : MCS0 power setting 11.5 Plane : Z with Accessories : 8615855060047220/8615855060047238 Freq Level Limit Line Margin Read Level Ant Factor Cable Loss Preamp Factor APos TPos Remark MHz dBuV/m dBuV/m dB dBuV dB/m dB dB cm deg 1 5700.00 98.41 ------ ------ 88.32 34.85 8.60 33.36 100 269 AVERAGE

Mode	55	
	Band Edge	
	5.725-5.85_UNII 3_802.11be EHT20_CH149_Small RU 106/26 (i)_5745MHz	
ANT	CDD 5+18	
Pol.	Horizontal	Fundamental
Peak	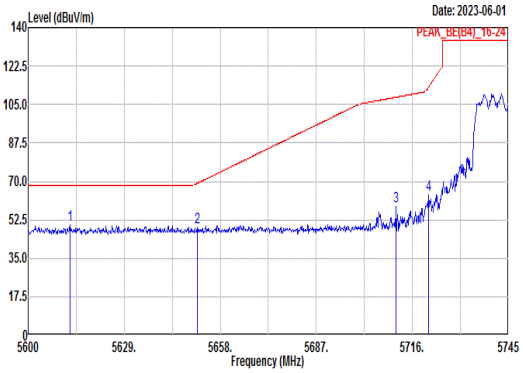 Site : 03CH04-SZ Condition: PEAK_BE(B4)_16-24 3m ANT3117_0057 HORIZONTAL Mode : 55 Setting : MCS0 power setting 9.5 Plane : X with Accessories : 8615855060047220/8615855060047238 1 5612.62 50.35 68.30 -17.95 40.82 34.65 8.26 33.38 100 260 PEAK 2 5651.04 49.36 69.07 -19.71 39.60 34.73 8.40 33.37 100 260 PEAK 3 5711.07 58.74 108.30 -49.56 48.62 34.86 8.62 33.36 100 260 PEAK 4 5720.79 64.04 112.59 -48.55 53.85 34.89 8.66 33.36 100 260 PEAK	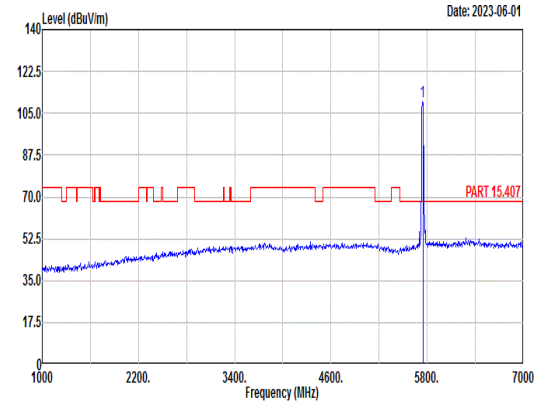 Site : 03CH04-SZ Condition: PART 15.407 3m ANT3117_0057 HORIZONTAL Mode : 55 Setting : MCS0 power setting 9.5 Plane : X with Accessories : 8615855060047220/8615855060047238 1 5745.00 109.66 ------ ------ 99.35 34.93 8.73 33.35 100 260 PEAK
Avg	Blank	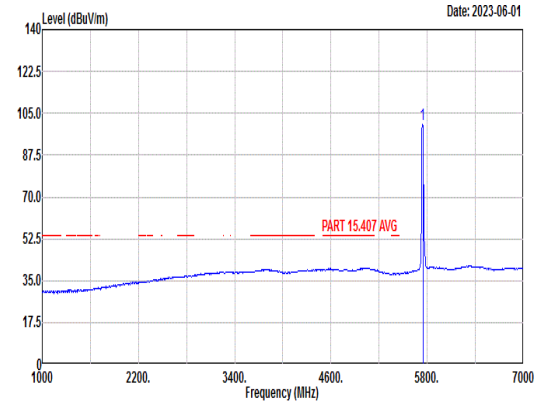 Site : 03CH04-SZ Condition: PART 15.407 AVG 3m ANT3117_0057 HORIZONTAL Mode : 55 Setting : MCS0 power setting 9.5 Plane : X with Accessories : 8615855060047220/8615855060047238 1 5745.00 100.22 ------ ------ 89.91 34.93 8.73 33.35 100 260 AVERAGE

Mode	55	
	Band Edge	
	5.725-5.85_UNII 3_802.11be EHT20_CH149_Small RU 106/26 ❶_5745MHz	
ANT	CDD 5+18	
Pol.	Vertical	Fundamental
Peak	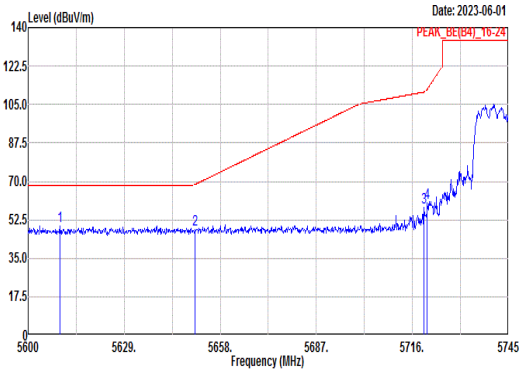 Site : 03CH04-SZ Condition: PEAK_BE(B4)_16-24 3m ANT3117_0057 VERTICAL Mode : 55 Setting : MCS0 power setting 9.5 Plane : X with Accessories : 8615855060047220/8615855060047238 Freq Level Limit Line Margin (dB) Read Level Ant Factor Cable Loss Preamp Factor APos TPos Remark MHz dBuV/m dBuV/m dBuV dB/m dB dB cm deg 1 5609.57 49.67 68.30 -18.63 40.16 34.64 8.25 33.38 317 62 PEAK 2 5650.32 48.14 68.53 -20.39 38.38 34.73 8.40 33.37 317 62 PEAK 3 5719.48 58.00 110.65 -52.65 47.83 34.88 8.65 33.36 317 62 PEAK 4 5720.50 60.39 111.93 -51.54 50.20 34.89 8.66 33.36 317 62 PEAK	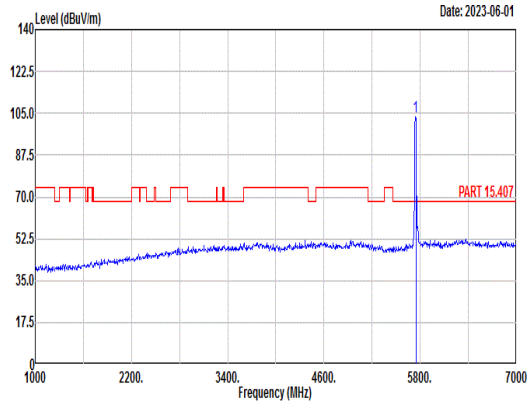 Site : 03CH04-SZ Condition: PART 15.407 3m ANT3117_0057 VERTICAL Mode : 55 Setting : MCS0 power setting 9.5 Plane : X with Accessories : 8615855060047220/8615855060047238 Freq Level Limit Line Margin (dB) Read Level Ant Factor Cable Loss Preamp Factor APos TPos Remark MHz dBuV/m dBuV/m ------ ------ dBuV dB/m dB dB cm deg 1 5745.00 103.33 ------ ------ 93.02 34.93 8.73 33.35 317 62 PEAK
Avg	Blank	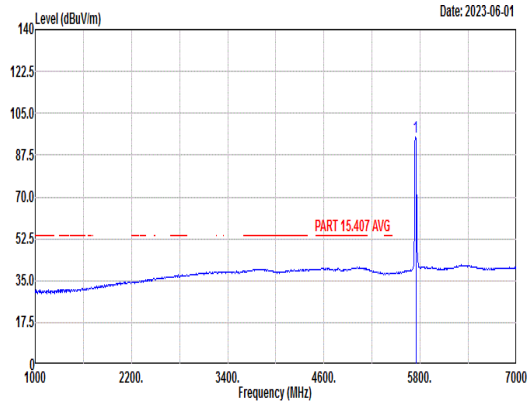 Site : 03CH04-SZ Condition: PART 15.407 AVG 3m ANT3117_0057 VERTICAL Mode : 55 Setting : MCS0 power setting 9.5 Plane : X with Accessories : 8615855060047220/8615855060047238 Freq Level Limit Line Margin (dB) Read Level Ant Factor Cable Loss Preamp Factor APos TPos Remark MHz dBuV/m dBuV/m ------ ------ dBuV dB/m dB dB cm deg 1 5745.00 95.15 ------ ------ 84.84 34.93 8.73 33.35 317 62 AVERAGE

Mode	56	
	Band Edge	
	5.725-5.85_UNII 3_802.11be EHT20_CH165_Small RU 106/26 ❷_5825MHz	
ANT	CDD 5+18	
Pol.	Horizontal	Fundamental
Peak	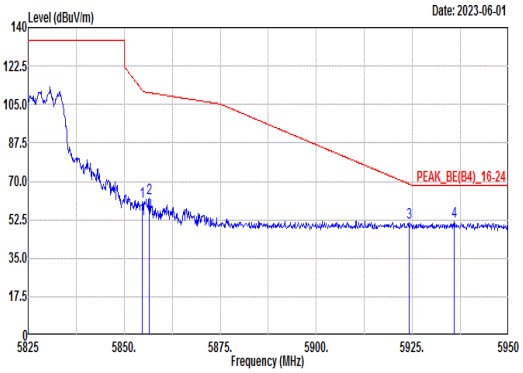 Site : 03CH04-SZ Condition: PEAK_BE(B4)_16-24 3m ANT3117_0057 HORIZONTAL Mode : 56 Setting : MCS0 power setting 9.5 Plane : X with Accessories : 8615855060047220/8615855060047238 Freq Level Limit Line Margin (dB) Read Level Ant Factor Cable Loss Preamp Factor APos TPos Remark MHz dBuV/m dBuV/m dBuV dB/m dB dB cm deg 1 5854.75 61.02 111.37 -50.35 50.30 35.18 8.87 33.33 100 261 PEAK 2 5856.50 62.20 110.38 -48.18 51.48 35.18 8.87 33.33 100 261 PEAK 3 5924.13 51.19 68.84 -17.65 40.39 35.33 8.79 33.32 100 261 PEAK 4 5935.88 51.57 68.30 -16.73 40.74 35.36 8.78 33.31 100 261 PEAK	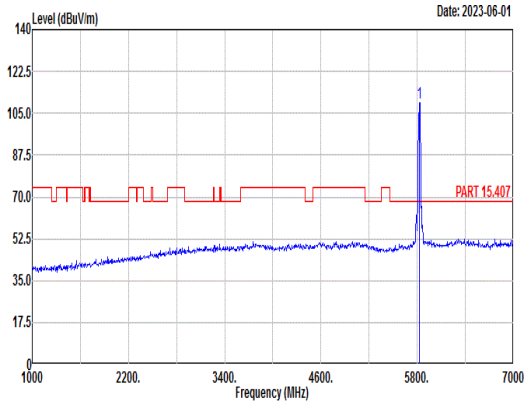 Site : 03CH04-SZ Condition: PART 15.407 3m ANT3117_0057 HORIZONTAL Mode : 56 Setting : MCS0 power setting 9.5 Plane : X with Accessories : 8615855060047220/8615855060047238 Freq Level Limit Line Margin (dB) Read Level Ant Factor Cable Loss Preamp Factor APos TPos Remark MHz dBuV/m dBuV/m dBuV dB/m dB dB cm deg 1 5825.00 109.23 ------ ------ 98.53 35.14 8.89 33.33 100 261 PEAK
Avg	Blank	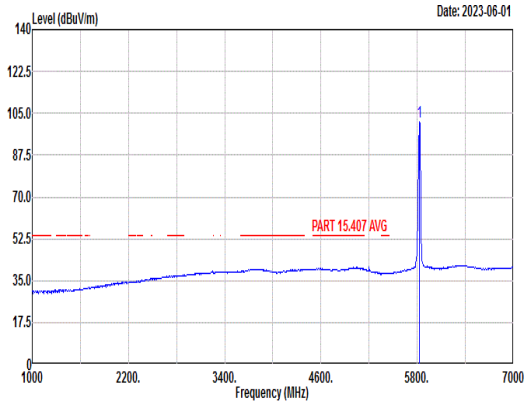 Site : 03CH04-SZ Condition: PART 15.407 AVG 3m ANT3117_0057 HORIZONTAL Mode : 56 Setting : MCS0 power setting 9.5 Plane : X with Accessories : 8615855060047220/8615855060047238 Freq Level Limit Line Margin (dB) Read Level Ant Factor Cable Loss Preamp Factor APos TPos Remark MHz dBuV/m dBuV/m dBuV dB/m dB dB cm deg 1 5825.00 101.20 ------ ------ 90.50 35.13 8.90 33.33 100 261 AVERAGE

Mode	56	
	Band Edge	
	5.725-5.85_UNII 3_802.11be EHT20_CH165_Small RU 106/26 ❷_5825MHz	
ANT	CDD 5+18	
Pol.	Vertical	Fundamental
Peak	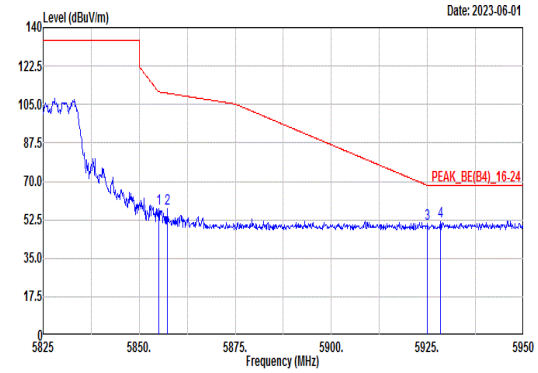 Site : 03CH04-SZ Condition: PEAK_BE(B4)_16-24 3m ANT3117_0057 VERTICAL Mode : 56 Setting : MCS0 power setting 9.5 Plane : X with Accessories : 8615855060047220/8615855060047238 Freq Level Limit Line Margin (dB) Read Level Ant Factor Cable Loss Preamp Factor APos TPos Remark MHz dBuV/m dBuV/m dBuV dB/m dB dB cm deg 1 5855.00 57.64 110.80 -53.16 46.92 35.18 8.87 33.33 300 50 PEAK 2 5857.25 57.69 110.17 -52.48 46.96 35.19 8.87 33.33 300 50 PEAK 3 5925.00 50.65 68.20 -17.55 39.85 35.33 8.79 33.32 300 50 PEAK 4 5928.38 52.02 68.30 -16.28 41.21 35.34 8.79 33.32 300 50 PEAK	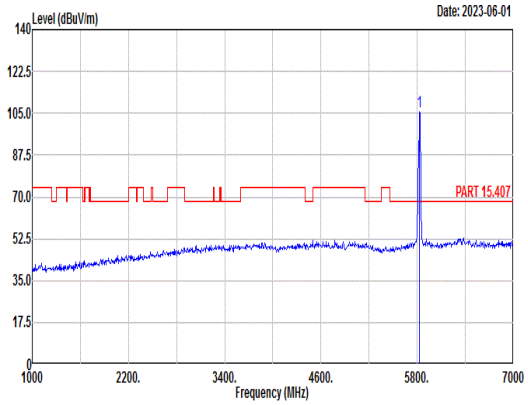 Site : 03CH04-SZ Condition: PART 15.407 3m ANT3117_0057 VERTICAL Mode : 56 Setting : MCS0 power setting 9.5 Plane : X with Accessories : 8615855060047220/8615855060047238 Freq Level Limit Line Margin (dB) Read Level Ant Factor Cable Loss Preamp Factor APos TPos Remark MHz dBuV/m dBuV/m dBuV dB/m dB dB cm deg 1 5825.00 105.78 ------ ------ 95.08 35.13 8.90 33.33 300 50 PEAK
Avg	Blank	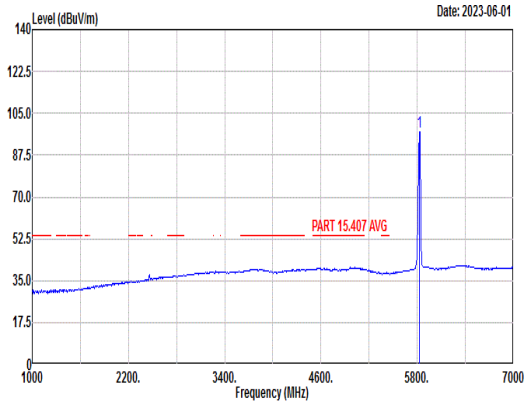 Site : 03CH04-SZ Condition: PART 15.407 AVG 3m ANT3117_0057 VERTICAL Mode : 56 Setting : MCS0 power setting 9.5 Plane : X with Accessories : 8615855060047220/8615855060047238 Freq Level Limit Line Margin (dB) Read Level Ant Factor Cable Loss Preamp Factor APos TPos Remark MHz dBuV/m dBuV/m dBuV dB/m dB dB cm deg 1 5825.00 97.28 ------ ------ 86.58 35.13 8.90 33.33 300 50 AVERAGE

Mode	57	
	Band Edge - L	
	5.15-5.25_UNII 1_802.11be EHT80_CH42_ Puncturing 20M ④_5210MHz	
ANT	CDD 5+18	
Pol.	Horizontal	Fundamental
Peak	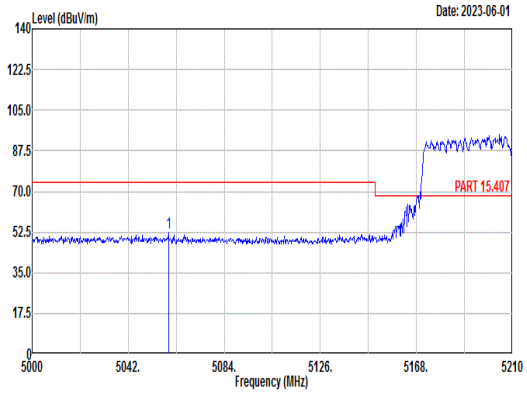 Site : 03CH04-SZ Condition: PART 15.407 3m ANT3117_0057 HORIZONTAL : RBW:1000.000kHz VBW:3000.000kHz Mode : 57 Setting : MCS0 power setting 11.5 Plane : Z with Accessories : 8615855060047220/8615855060047238 Freq Level Limit Line Margin (dB) Read Level Ant Factor Cable Loss Preamp Factor APos TPos Remark MHz dBuV/m dBuV/m dBuV dB/m dB dB cm deg 1 5059.64 52.28 74.00 -21.72 42.54 34.58 7.86 32.70 300 86 PEAK	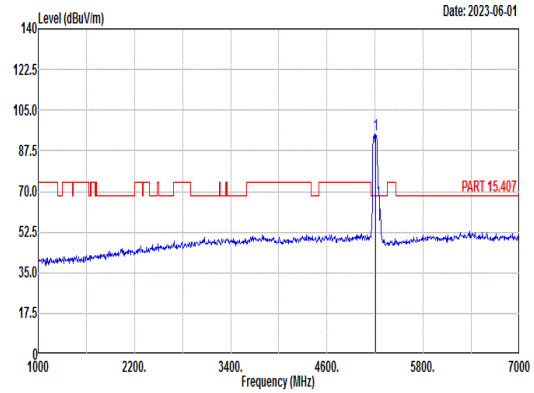 Site : 03CH04-SZ Condition: PART 15.407 3m ANT3117_0057 HORIZONTAL : RBW:1000.000kHz VBW:3000.000kHz Mode : 57 Setting : MCS0 power setting 11.5 Plane : Z with Accessories : 8615855060047220/8615855060047238 Freq Level Limit Line Margin (dB) Read Level Ant Factor Cable Loss Preamp Factor APos TPos Remark MHz dBuV/m dBuV/m dBuV dB/m dB dB cm deg 1 5210.00 94.35 ------ ------ 84.80 34.52 7.94 32.91 300 86 PEAK
Avg	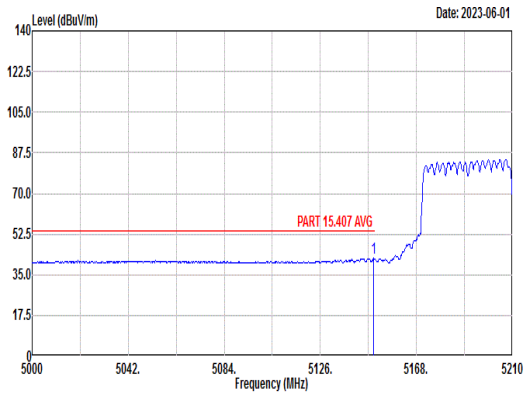 Site : 03CH04-SZ Condition: PART 15.407 AVG 3m ANT3117_0057 HORIZONTAL : RBW:1000.000kHz VBW:3.000kHz Mode : 57 Setting : MCS0 power setting 11.5 Plane : Z with Accessories : 8615855060047220/8615855060047238 Freq Level Limit Line Margin (dB) Read Level Ant Factor Cable Loss Preamp Factor APos TPos Remark MHz dBuV/m dBuV/m dBuV dB/m dB dB cm deg 1 5149.31 42.09 54.00 -11.91 32.48 34.54 7.92 32.85 300 86 AVERAGE	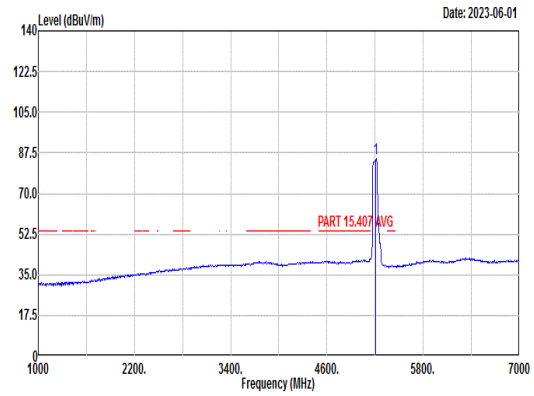 Site : 03CH04-SZ Condition: PART 15.407 AVG 3m ANT3117_0057 HORIZONTAL : RBW:1000.000kHz VBW:3.000kHz Mode : 57 Setting : MCS0 power setting 11.5 Plane : Z with Accessories : 8615855060047220/8615855060047238 Freq Level Limit Line Margin (dB) Read Level Ant Factor Cable Loss Preamp Factor APos TPos Remark MHz dBuV/m dBuV/m dBuV dB/m dB dB cm deg 1 5210.00 84.86 ------ ------ 75.33 34.52 7.96 32.95 300 86 AVERAGE

Mode	57	
	Band Edge - R	
	5.15-5.25_UNII 1_802.11be EHT80_CH42_ Puncturing 20M ❹_5210MHz	
ANT	CDD 5+18	
Pol.	Horizontal	Fundamental
Peak	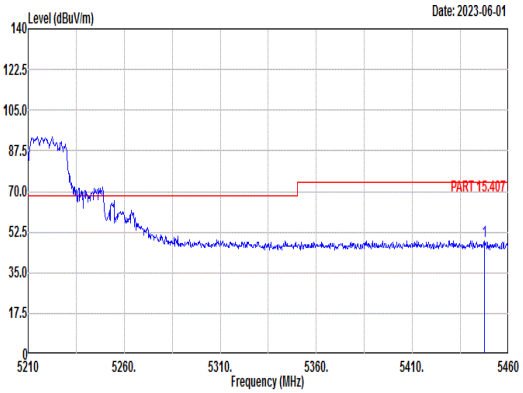 Site : 03CH04-SZ Condition: PART 15.407 3m ANT3117_0057 HORIZONTAL : RBW:1000.000kHz VBW:3000.000kHz Mode : 57 Setting : MCS0 power setting 11.5 Plane : Z with Accessories : 8615855060047220/8615855060047238 Freq Level Limit Line Margin (dB) Read Level Ant Factor Cable Loss Preamp Factor APos TPos Remark MHz dBuV/m dBuV/m dBuV dB/m dB dB cm deg 1 5447.50 48.77 74.00 -25.23 39.25 34.42 8.43 33.33 300 86 PEAK	Blank
Avg	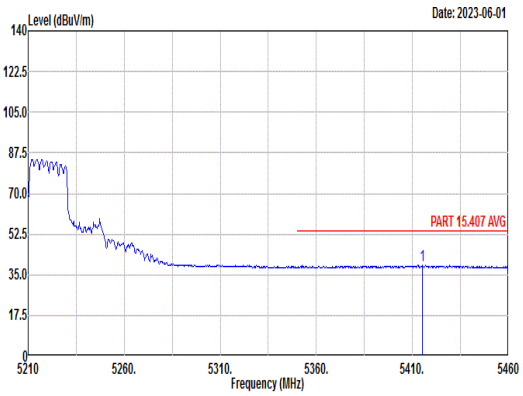 Site : 03CH04-SZ Condition: PART 15.407 AVG 3m ANT3117_0057 HORIZONTAL : RBW:1000.000kHz VBW:3.000kHz Mode : 57 Setting : MCS0 power setting 11.5 Plane : Z with Accessories : 8615855060047220/8615855060047238 Freq Level Limit Line Margin (dB) Read Level Ant Factor Cable Loss Preamp Factor APos TPos Remark MHz dBuV/m dBuV/m dBuV dB/m dB dB cm deg 1 5415.25 38.94 54.00 -15.06 29.32 34.43 8.47 33.28 300 86 AVERAGE	Blank

Mode	57	
	Band Edge - L	
	5.15-5.25_UNII 1_802.11be EHT80_CH42_ Puncturing 20M ④_5210MHz	
ANT	CDD 5+18	
Pol.	Vertical	Fundamental
Peak	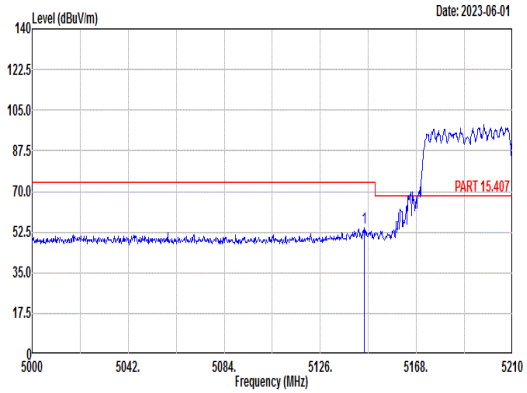 Site : 03CH04-SZ Condition: PART 15.407 3m ANT3117_0057 VERTICAL : RBW:1000.000kHz VBW:3000.000kHz Mode : 57 Setting : MCS0 power setting 11.5 Plane : Z with Accessories : 8615855060047220/8615855060047238 Freq Level Limit Line Margin (dB) Read Level Ant Factor Cable Loss Preamp Factor APos TPos Remark MHz dBuV/m dBuV/m dBuV dB/m dB dB cm deg 1 5145.11 54.30 74.00 -19.70 44.68 34.54 7.92 32.84 100 85 PEAK	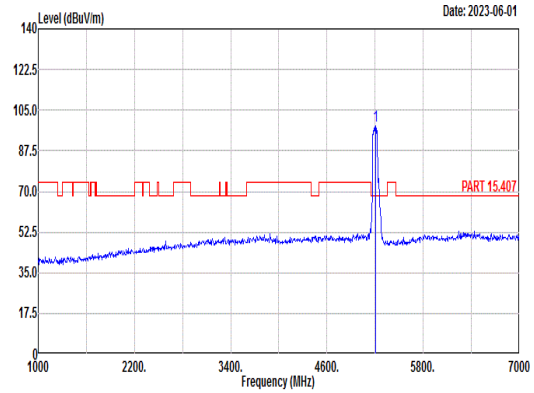 Site : 03CH04-SZ Condition: PART 15.407 3m ANT3117_0057 VERTICAL : RBW:1000.000kHz VBW:3000.000kHz Mode : 57 Setting : MCS0 power setting 11.5 Plane : Z with Accessories : 8615855060047220/8615855060047238 Freq Level Limit Line Margin (dB) Read Level Ant Factor Cable Loss Preamp Factor APos TPos Remark MHz dBuV/m dBuV/m dBuV dB/m dB dB cm deg 1 5210.00 98.04 ------ ------ 88.50 34.52 7.96 32.94 100 85 PEAK
Avg	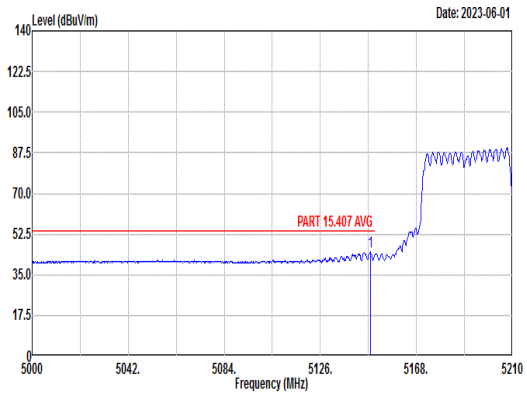 Site : 03CH04-SZ Condition: PART 15.407 AVG 3m ANT3117_0057 VERTICAL : RBW:1000.000kHz VBW:3.000kHz Mode : 57 Setting : MCS0 power setting 11.5 Plane : Z with Accessories : 8615855060047220/8615855060047238 Freq Level Limit Line Margin (dB) Read Level Ant Factor Cable Loss Preamp Factor APos TPos Remark MHz dBuV/m dBuV/m dBuV dB/m dB dB cm deg 1 5147.84 45.10 54.00 -8.90 35.48 34.54 7.92 32.84 100 85 AVERAGE	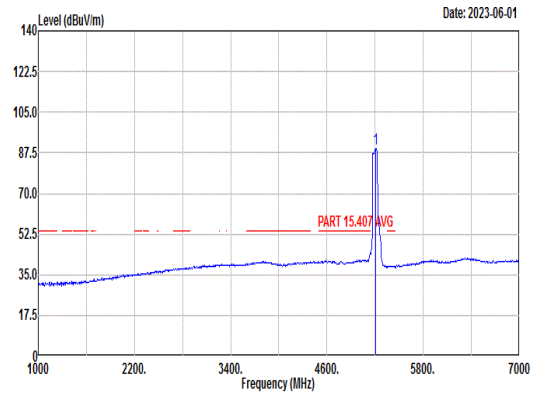 Site : 03CH04-SZ Condition: PART 15.407 AVG 3m ANT3117_0057 VERTICAL : RBW:1000.000kHz VBW:3.000kHz Mode : 57 Setting : MCS0 power setting 11.5 Plane : Z with Accessories : 8615855060047220/8615855060047238 Freq Level Limit Line Margin (dB) Read Level Ant Factor Cable Loss Preamp Factor APos TPos Remark MHz dBuV/m dBuV/m dBuV dB/m dB dB cm deg 1 5210.00 89.30 ------ ------ 79.77 34.52 7.96 32.95 100 85 AVERAGE

Mode	57	
	Band Edge - R	
	5.15-5.25_UNII 1_802.11be EHT80_CH42_ Puncturing 20M ❹_5210MHz	
ANT	CDD 5+18	
Pol.	Vertical	Fundamental
Peak	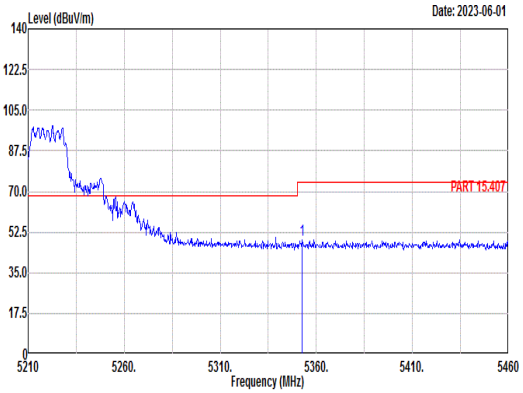 Site : 03CH04-SZ Condition: PART 15.407 3m ANT3117_0057 VERTICAL : RBW:1000.000kHz VBW:3000.000kHz Mode : 57 Setting : MCS0 power setting 11.5 Plane : Z with Accessories : 8615855060047220/8615855060047238 Freq Level Limit Line Margin (dB) Read Level Ant Factor Cable Loss Preamp Factor APos TPos Remark MHz dBuV/m dBuV/m dBuV dB/m dB dB cm deg 1 5352.50 49.39 74.00 -24.61 39.77 34.46 8.33 33.17 100 85 PEAK	Blank
Avg	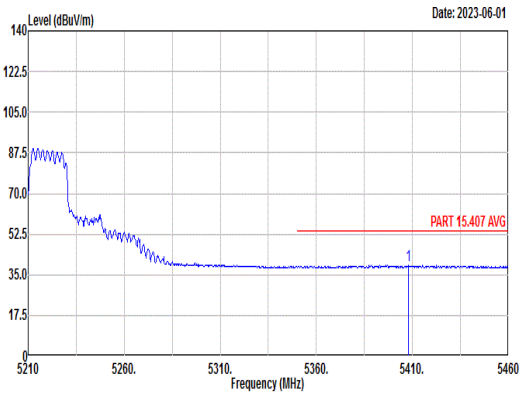 Site : 03CH04-SZ Condition: PART 15.407 AVG 3m ANT3117_0057 VERTICAL : RBW:1000.000kHz VBW:3.000kHz Mode : 57 Setting : MCS0 power setting 11.5 Plane : Z with Accessories : 8615855060047220/8615855060047238 Freq Level Limit Line Margin (dB) Read Level Ant Factor Cable Loss Preamp Factor APos TPos Remark MHz dBuV/m dBuV/m dBuV dB/m dB dB cm deg 1 5408.00 39.33 54.00 -14.67 29.67 34.44 8.48 33.26 100 85 AVERAGE	Blank

Mode	58	
	Band Edge - L	
	5.25-5.35_UNII 2A_802.11be EHT80_CH58_ Puncturing 20M ❶_5290MHz	
ANT	CDD 5+18	
Pol.	Horizontal	Fundamental
Peak	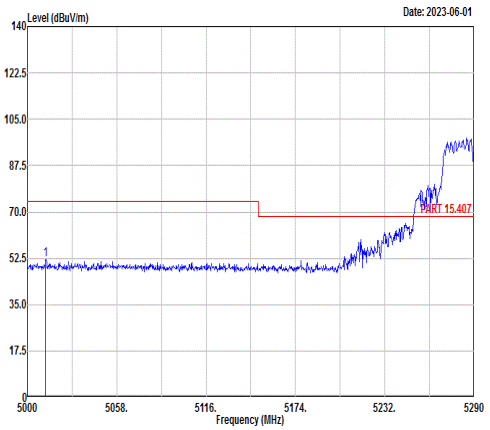 Site : 03CH03-SZ Condition: PART 15.407 3m ANT3117_0057 HORIZONTAL : RBW:1000.000kHz VBW:3000.000kHz Mode : 58 Setting : MCS0 power setting 12.5 Plane : Z with Accessories : 8615855060047220/8615855060047238 Freq Level Limit Line Margin Read Level Ant Factor Cable Loss Preamp Factor APos TPos Remark MHz dBuV/m dBuV/m dBuV dB/m dB dB cm deg 1 5011.89 51.97 74.00 -22.03 42.16 34.60 7.83 32.62 100 72 PEAK	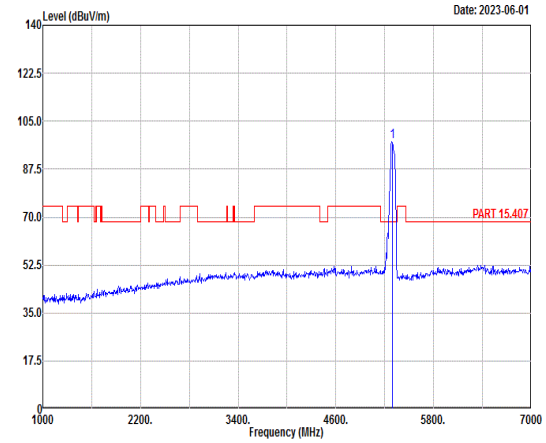 Site : 03CH03-SZ Condition: PART 15.407 3m ANT3117_0057 HORIZONTAL : RBW:1000.000kHz VBW:3000.000kHz Mode : 58 Setting : MCS0 power setting 12.5 Plane : Z with Accessories : 8615855060047220/8615855060047238 Freq Level Limit Line Margin (dB) Read Level Ant Factor Cable Loss Preamp Factor APos TPos Remark MHz dBuV/m dBuV/m dBuV dB/m dB dB cm deg 1 5290.00 97.64 ------ ------ 88.06 34.49 8.15 33.06 100 72 PEAK
Avg	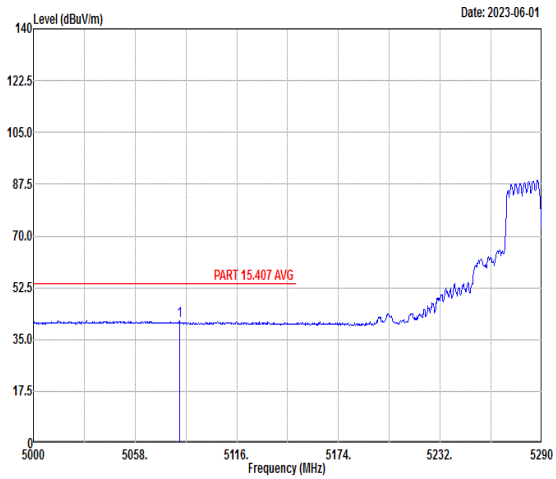 Site : 03CH03-SZ Condition: PART 15.407 AVG 3m ANT3117_0057 HORIZONTAL : RBW:1000.000kHz VBW:3.000kHz Mode : 58 Setting : MCS0 power setting 12.5 Plane : Z with Accessories : 8615855060047220/8615855060047238 Freq Level Limit Line Margin Read Level Ant Factor Cable Loss Preamp Factor APos TPos Remark MHz dBuV/m dBuV/m dBuV dB/m dB dB cm deg 1 5083.23 41.49 54.00 -12.51 31.79 34.57 7.87 32.74 100 72 AVERAGE	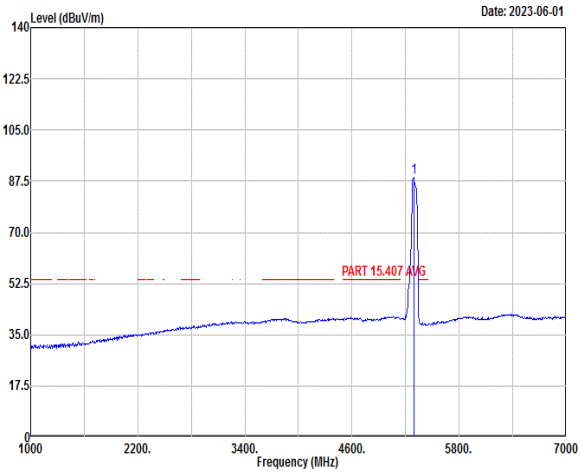 Site : 03CH03-SZ Condition: PART 15.407 AVG 3m ANT3117_0057 HORIZONTAL : RBW:1000.000kHz VBW:3.000kHz Mode : 58 Setting : MCS0 power setting 12.5 Plane : Z with Accessories : 8615855060047220/8615855060047238 Freq Level Limit Line Margin (dB) Read Level Ant Factor Cable Loss Preamp Factor APos TPos Remark MHz dBuV/m dBuV/m dBuV dB/m dB dB cm deg 1 5290.00 88.73 ------ ------ 79.15 34.48 8.17 33.07 100 72 AVERAGE

Mode	58	
	Band Edge - R	
	5.25-5.35_UNII 2A_802.11be EHT80_CH58_Puncturing 20M ❶_5290MHz	
ANT	CDD 5+18	
Pol.	Horizontal	Fundamental
Peak	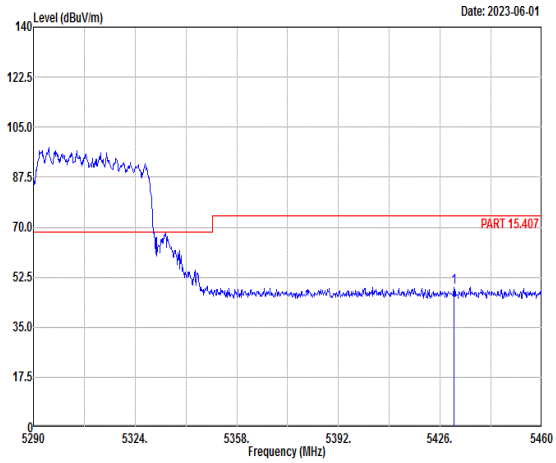 Site : 03CH03-SZ Condition: PART 15.407 3m ANT3117_0057 HORIZONTAL : RBW:1000.000kHz VBW:3000.000kHz Mode : 58 Setting : MCS0 power setting 12.5 Plane : Z with Accessories : 8615855060047220/8615855060047238 Freq Level Limit Line Margin Read Level Ant Factor Cable Loss Preamp Factor APos TPos Remark MHz dBuV/m dBuV/m dBuV dB/m dB dB cm deg 1 5430.59 48.90 74.00 -25.10 39.32 34.43 8.45 33.30 100 72 PEAK	Blank
Avg	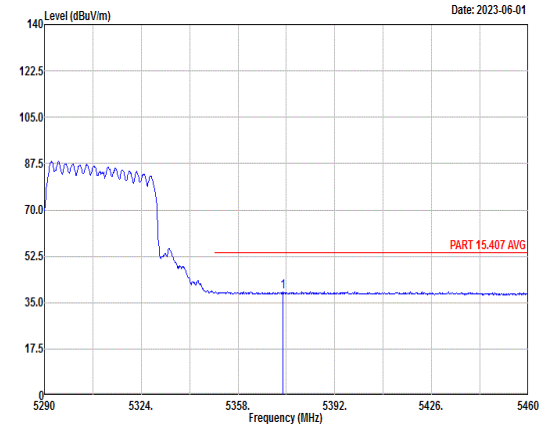 Site : 03CH03-SZ Condition: PART 15.407 AVG 3m ANT3117_0057 HORIZONTAL : RBW:1000.000kHz VBW:3.000kHz Mode : 58 Setting : MCS0 power setting 12.5 Plane : Z with Accessories : 8615855060047220/8615855060047238 Freq Level Limit Line Margin Read Level Ant Factor Cable Loss Preamp Factor APos TPos Remark MHz dBuV/m dBuV/m dBuV dB/m dB dB cm deg 1 5373.64 39.20 54.00 -14.80 29.57 34.45 8.39 33.21 100 72 AVERAGE	Blank

Mode	58	
	Band Edge - L	
	5.25-5.35_UNII 2A_802.11be EHT80_CH58_ Puncturing 20M ❶_5290MHz	
ANT	CDD 5+18	
Pol.	Vertical	Fundamental
Peak	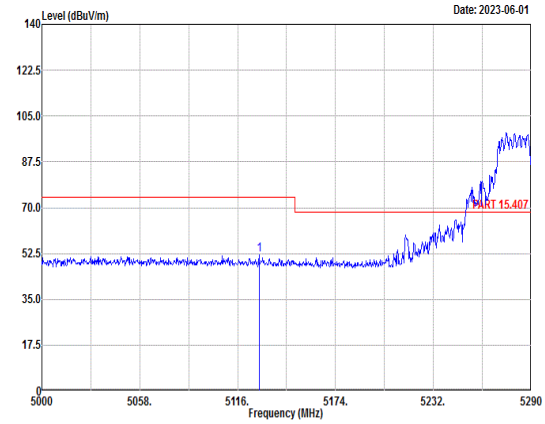 Site : 03CH03-SZ Condition: PART 15.407 3m ANT3117_0057 VERTICAL : RBW:1000.000kHz VBW:3000.000kHz Mode : 58 Setting : MCS0 power setting 12.5 Plane : Z with Accessories : 8615855060047220/8615855060047238 Freq Level Limit Line Margin Read Level Ant Factor Cable Loss Preamp Factor APos TPos Remark MHz dBuV/m dBuV/m dBuV dB/m dB dB cm deg 1 5128.76 52.16 74.00 -21.84 42.52 34.55 7.90 32.81 100 256 PEAK	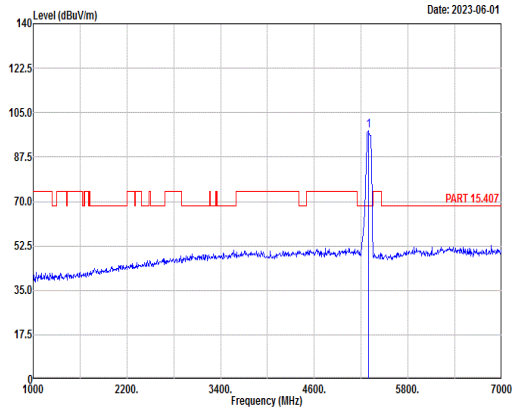 Site : 03CH03-SZ Condition: PART 15.407 3m ANT3117_0057 VERTICAL : RBW:1000.000kHz VBW:3000.000kHz Mode : 58 Setting : MCS0 power setting 12.5 Plane : Z with Accessories : 8615855060047220/8615855060047238 Freq Level Limit Line Margin (dB) Read Level Ant Factor Cable Loss Preamp Factor APos TPos Remark MHz dBuV/m dBuV/m dBuV dB/m dB dB cm deg 1 5290.00 97.88 ------ ------ 88.30 34.48 8.17 33.07 100 256 PEAK
Avg	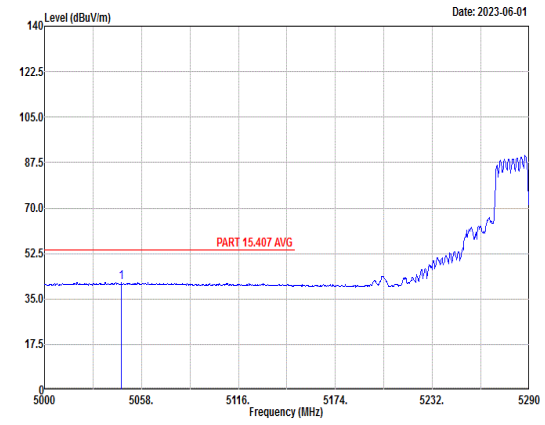 Site : 03CH03-SZ Condition: PART 15.407 AVG 3m ANT3117_0057 VERTICAL : RBW:1000.000kHz VBW:3.000kHz Mode : 58 Setting : MCS0 power setting 12.5 Plane : Z with Accessories : 8615855060047220/8615855060047238 Freq Level Limit Line Margin Read Level Ant Factor Cable Loss Preamp Factor APos TPos Remark MHz dBuV/m dBuV/m dBuV dB/m dB dB cm deg 1 5046.11 41.31 54.00 -12.69 31.56 34.58 7.85 32.68 100 256 AVERAGE	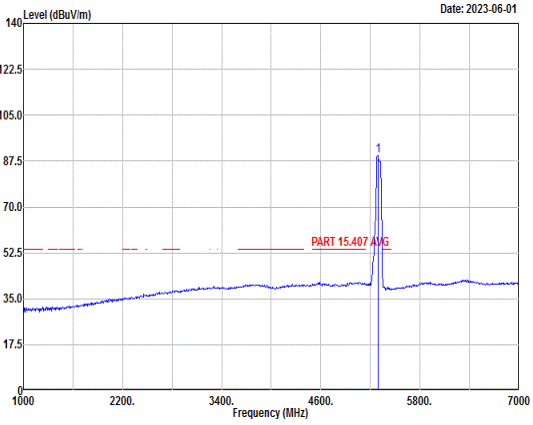 Site : 03CH03-SZ Condition: PART 15.407 AVG 3m ANT3117_0057 VERTICAL : RBW:1000.000kHz VBW:3.000kHz Mode : 58 Setting : MCS0 power setting 12.5 Plane : Z with Accessories : 8615855060047220/8615855060047238 Freq Level Limit Line Margin (dB) Read Level Ant Factor Cable Loss Preamp Factor APos TPos Remark MHz dBuV/m dBuV/m dBuV dB/m dB dB cm deg 1 5290.00 89.68 ------ ------ 80.10 34.48 8.17 33.07 100 256 AVERAGE

Mode	58	
	Band Edge - R	
	5.25-5.35_UNII 2A_802.11be EHT80_CH58_Puncturing 20M ❶_5290MHz	
ANT	CDD 5+18	
Pol.	Vertical	Fundamental
Peak	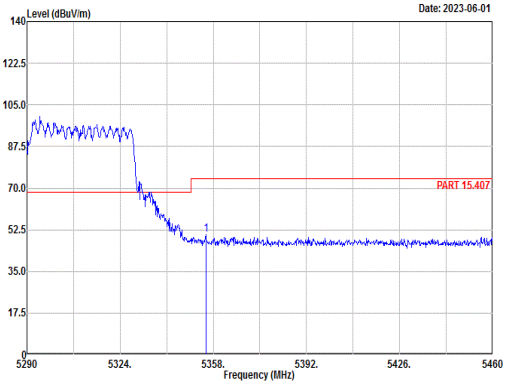 Site : 03CH03-SZ Condition: PART 15.407 3m ANT3117_0057 VERTICAL : RBW:1000.000kHz VBW:3000.000kHz Mode : 58 Setting : MCS0 power setting 12.5 Plane : Z with Accessories : 8615855060047220/8615855060047238 Freq Level Limit Line Margin Read Level Ant Factor Cable Loss Preamp Factor APos TPos Remark MHz dBuV/m dBuV/m dBuV dB/m dB dB cm deg 1 5355.28 50.41 74.00 -23.59 40.79 34.46 8.34 33.18 100 256 PEAK	Blank
Avg	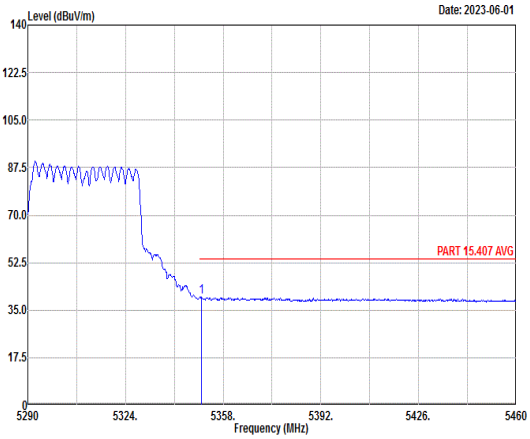 Site : 03CH03-SZ Condition: PART 15.407 AVG 3m ANT3117_0057 VERTICAL : RBW:1000.000kHz VBW:3.000kHz Mode : 58 Setting : MCS0 power setting 12.5 Plane : Z with Accessories : 8615855060047220/8615855060047238 Freq Level Limit Line Margin Read Level Ant Factor Cable Loss Preamp Factor APos TPos Remark MHz dBuV/m dBuV/m dBuV dB/m dB dB cm deg 1 5350.52 39.73 54.00 -14.27 30.11 34.46 8.33 33.17 100 256 AVERAGE	Blank

Mode	59
	Band Edge - L
	5.47-5.725_UNII 2C_802.11be EHT80_CH106_ Puncturing 20M ❹_5530MHz
ANT	CDD 5+18

Pol.	Horizontal	Fundamental
Peak	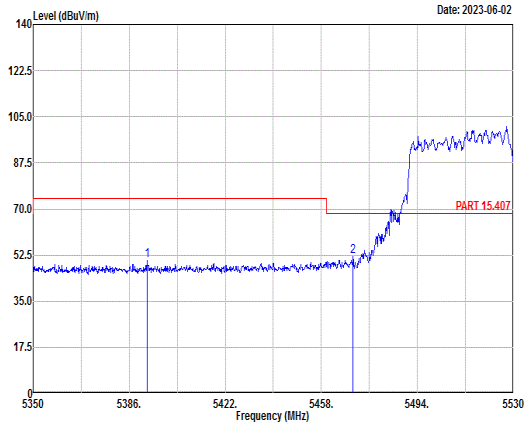 Site : 03CH03-SZ Condition: PART 15.407 3m ANT3117_0057 HORIZONTAL : RBW:1000.000kHz VBW:3000.000kHz Mode : 59 Setting : MCS0 power setting 15 Plane : Z with Accessories : 8615855060047220/8615855060047238 1 5392.66 50.42 74.00 -23.58 40.78 34.44 8.44 33.24 306 65 PEAK 2 5469.88 52.14 68.30 -16.16 42.69 34.41 8.40 33.36 306 65 PEAK	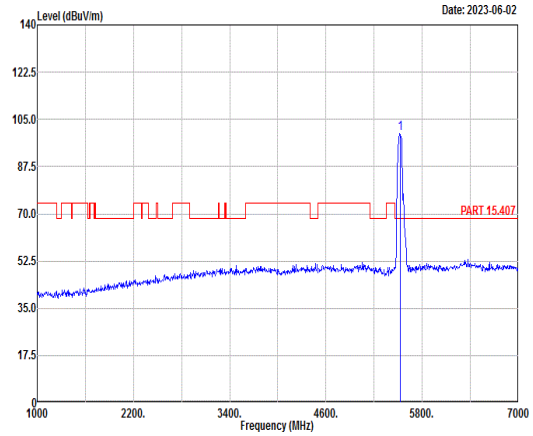 Site : 03CH03-SZ Condition: PART 15.407 3m ANT3117_0057 HORIZONTAL : RBW:1000.000kHz VBW:3000.000kHz Mode : 59 Setting : MCS0 power setting 15 Plane : Z with Accessories : 8615855060047220/8615855060047238 1 5530.00 99.89 ------ ------ 90.52 34.44 8.33 33.40 306 65 PEAK
Avg	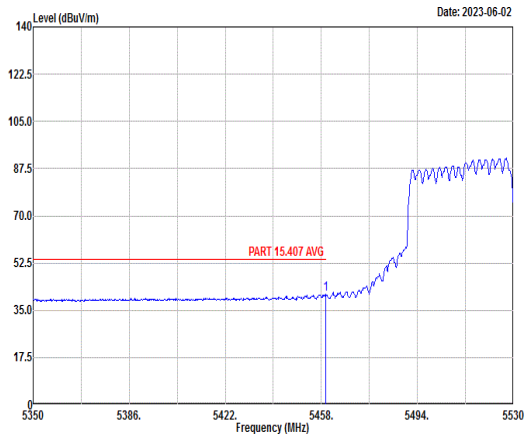 Site : 03CH03-SZ Condition: PART 15.407 AVG 3m ANT3117_0057 HORIZONTAL : RBW:1000.000kHz VBW:3.000kHz Mode : 59 Setting : MCS0 power setting 15 Plane : Z with Accessories : 8615855060047220/8615855060047238 1 5459.62 40.81 54.00 -13.19 31.33 34.42 8.41 33.35 306 65 AVERAGE	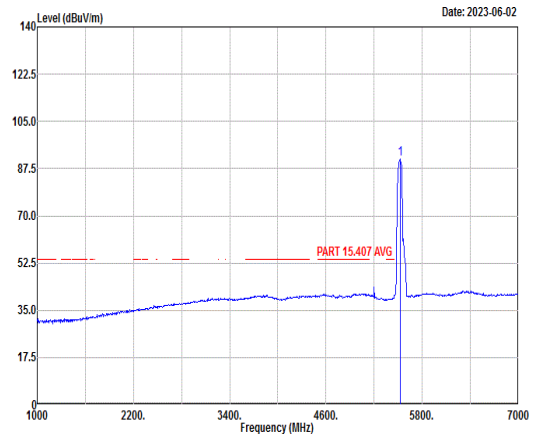 Site : 03CH03-SZ Condition: PART 15.407 AVG 3m ANT3117_0057 HORIZONTAL : RBW:1000.000kHz VBW:3.000kHz Mode : 59 Setting : MCS0 power setting 15 Plane : Z with Accessories : 8615855060047220/8615855060047238 1 5530.00 91.20 ------ ------ 81.82 34.45 8.32 33.39 306 65 AVERAGE

Mode	59	
	Band Edge - R	
	5.47-5.725_UNII 2C_802.11be EHT80_CH106_Puncturing 20M ④_5530MHz	
ANT	CDD 5+18	
Pol.	Horizontal	Fundamental
Peak	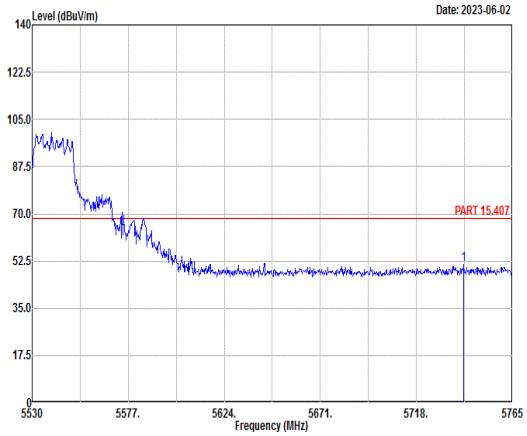 Site : 03CH03-SZ Condition: PART 15.407 3m ANT3117_0057 HORIZONTAL : RBW:1000.000kHz VBW:3000.000kHz Mode : 59 Setting : MCS0 power setting 15 Plane : Z with Accessories : 8615855060047220/8615855060047238 Freq Level Limit Line Margin Read Level Ant Factor Cable Loss Preamp Factor APos TPos Remark MHz dBuV/m dBuV/m dBuV dB/m dB dB cm deg 1 5741.27 51.30 68.30 -17.00 40.99 34.93 8.73 33.35 306 65 PEAK	Blank

Mode	59
	Band Edge - L
	5.47-5.725_UNII 2C_802.11be EHT80_CH106_ Puncturing 20M ❹_5530MHz
ANT	CDD 5+18

Pol. — Vertical

Peak

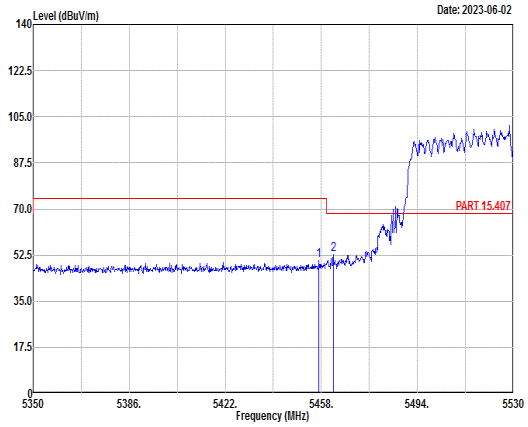

Site : 03CH03-SZ
Condition: PART 15.407 3m ANT3117_0057 VERTICAL
: RBW:1000.000kHz VBW:3000.000kHz
Mode : 59
Setting : MCS0 power setting 15
Plane : Z with Accessories
: 8615855060047220/8615855060047238

	Freq	Level	Limit Line	Margin	Read Level	Ant Factor	Cable Loss	Preamp Factor	APos	TPos	Remark
	MHz	dBuV/m	dBuV/m		dBuV	dB/m	dB	dB	cm	deg	
1	5457.10	50.39	74.00	-23.61	40.90	34.42	8.41	33.34	100	279	PEAK
2	5462.50	52.80	68.30	-15.50	43.32	34.42	8.41	33.35	100	279	PEAK

Fundamental

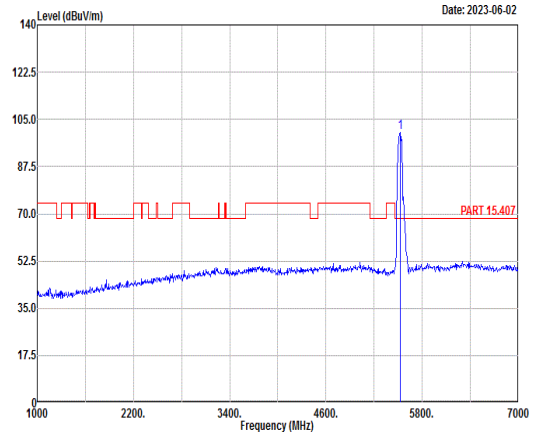

Site : 03CH03-SZ
Condition: PART 15.407 3m ANT3117_0057 VERTICAL
: RBW:1000.000kHz VBW:3000.000kHz
Mode : 59
Setting : MCS0 power setting 15
Plane : Z with Accessories
: 8615855060047220/8615855060047238

	Freq	Level	Limit Line	Margin (dB)	Read Level	Ant Factor	Cable Loss	Preamp Factor	APos	TPos	Remark
	MHz	dBuV/m	dBuV/m		dBuV	dB/m	dB	dB	cm	deg	
1	5530.00	100.27	------	------	90.87	34.47	8.32	33.39	100	279	PEAK

Avg

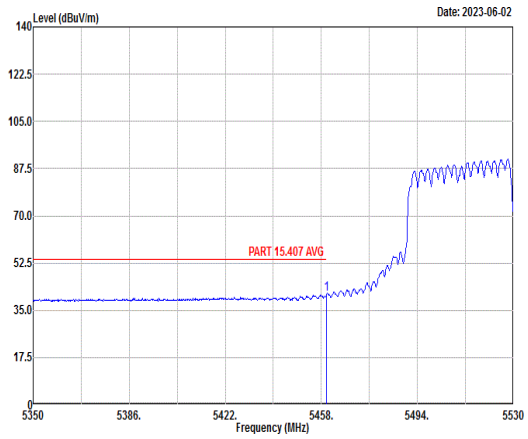

Site : 03CH03-SZ
Condition: PART 15.407 AVG 3m ANT3117_0057 VERTICAL
: RBW:1000.000kHz VBW:3.000kHz
Mode : 59
Setting : MCS0 power setting 15
Plane : Z with Accessories
: 8615855060047220/8615855060047238

	Freq	Level	Limit Line	Margin	Read Level	Ant Factor	Cable Loss	Preamp Factor	APos	TPos	Remark
	MHz	dBuV/m	dBuV/m		dBuV	dB/m	dB	dB	cm	deg	
1	5459.98	40.86	54.00	-13.14	31.38	34.42	8.41	33.35	100	279	AVERAGE

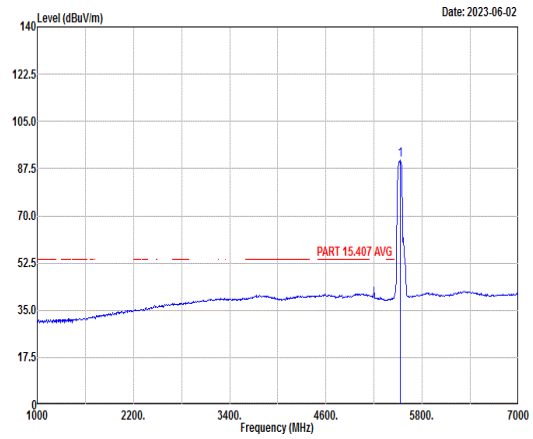

Site : 03CH03-SZ
Condition: PART 15.407 AVG 3m ANT3117_0057 VERTICAL
: RBW:1000.000kHz VBW:3.000kHz
Mode : 59
Setting : MCS0 power setting 15
Plane : Z with Accessories
: 8615855060047220/8615855060047238

	Freq	Level	Limit Line	Margin (dB)	Read Level	Ant Factor	Cable Loss	Preamp Factor	APos	TPos	Remark
	MHz	dBuV/m	dBuV/m		dBuV	dB/m	dB	dB	cm	deg	
1	5530.00	90.77	------	------	81.37	34.47	8.32	33.39	100	279	AVERAGE

Mode	59	
	Band Edge - R	
	5.47-5.725_UNII 2C_802.11be EHT80_CH106_ Puncturing 20M ❹_5530MHz	
ANT	CDD 5+18	
Pol.	Vertical	Fundamental
Peak	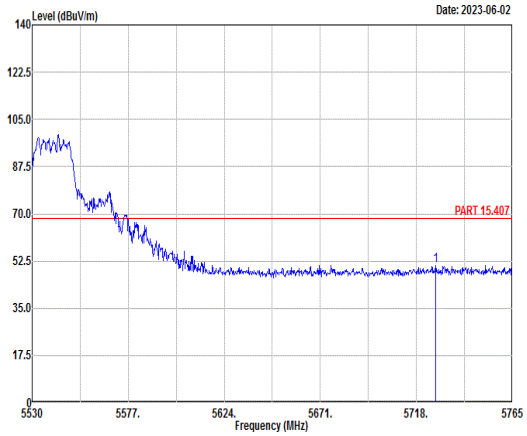 Site : 03CH03-SZ Condition: PART 15.407 3m ANT3117_0057 VERTICAL : RBW:1000.000kHz VBW:3000.000kHz Mode : 59 Setting : MCS0 power setting 15 Plane : Z with Accessories : 8615855060047220/8615855060047238 Freq Level Limit Line Margin Read Level Ant Factor Cable Loss Preamp Factor APos TPos Remark MHz dBuV/m dBuV/m dBuV dB/m dB dB cm deg 1 5727.40 50.78 68.30 -17.52 40.55 34.90 8.68 33.35 100 279 PEAK	Blank

Mode	60	
	Band Edge - L	
	5.15-5.35_UNII 1-2A_802.11be EHT160_CH50_ Puncturing 20M ⑥_5250MHz	
ANT	CDD 5+18	
Pol.	Horizontal	Fundamental
Peak	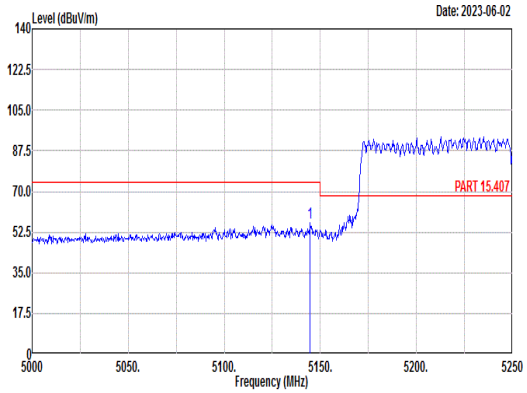 Site : 03CH04-SZ Condition: PART 15.407 3m ANT3117_0057 HORIZONTAL : RBW:1000.000kHz VBW:3000.000kHz Mode : 60 Setting : MCS0 power setting 10.5 Plane : Z with Accessories : 8615855060047220/8615855060047238 Freq Level Limit Line Margin (dB) Read Level Ant Factor Cable Loss Preamp Factor APos TPos Remark MHz dBuV/m dBuV/m dBuV dB/m dB dB cm deg 1 5144.75 56.58 74.00 -17.42 46.96 34.54 7.92 32.84 358 61 PEAK	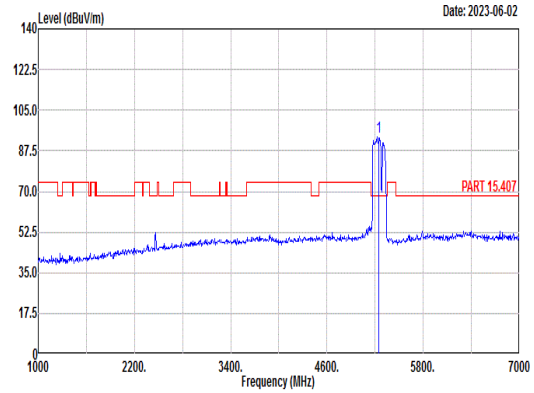 Site : 03CH04-SZ Condition: PART 15.407 3m ANT3117_0057 HORIZONTAL : RBW:1000.000kHz VBW:3000.000kHz Mode : 60 Setting : MCS0 power setting 10.5 Plane : Z with Accessories : 8615855060047220/8615855060047238 Freq Level Limit Line Margin (dB) Read Level Ant Factor Cable Loss Preamp Factor APos TPos Remark MHz dBuV/m dBuV/m dBuV dB/m dB dB cm deg 1 5250.00 93.48 ------ ------ 83.95 34.51 7.99 32.97 358 61 PEAK
Avg	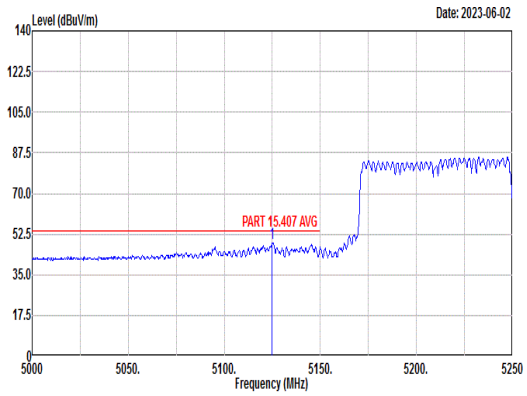 Site : 03CH04-SZ Condition: PART 15.407 AVG 3m ANT3117_0057 HORIZONTAL : RBW:1000.000kHz VBW:10.000kHz Mode : 60 Setting : MCS0 power setting 10.5 Plane : Z with Accessories : 8615855060047220/8615855060047238 Freq Level Limit Line Margin (dB) Read Level Ant Factor Cable Loss Preamp Factor APos TPos Remark MHz dBuV/m dBuV/m dBuV dB/m dB dB cm deg 1 5125.00 48.70 54.00 -5.30 39.06 34.55 7.90 32.81 358 61 AVERAGE	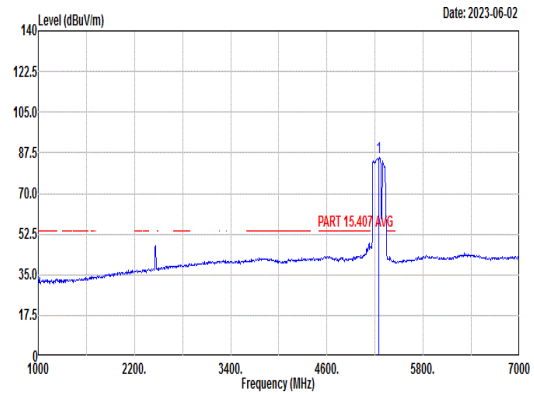 Site : 03CH04-SZ Condition: PART 15.407 AVG 3m ANT3117_0057 HORIZONTAL : RBW:1000.000kHz VBW:10.000kHz Mode : 60 Setting : MCS0 power setting 10.5 Plane : Z with Accessories : 8615855060047220/8615855060047238 Freq Level Limit Line Margin (dB) Read Level Ant Factor Cable Loss Preamp Factor APos TPos Remark MHz dBuV/m dBuV/m dBuV dB/m dB dB cm deg 1 5250.00 85.56 ------ ------ 76.00 34.50 8.07 33.01 358 61 AVERAGE

Mode	60	
	Band Edge - R	
	5.15-5.35_UNII 1-2A_802.11be EHT160_CH50_ Puncturing 20M ⑥_5250MHz	
ANT	CDD 5+18	
Pol.	Horizontal	Fundamental
Peak	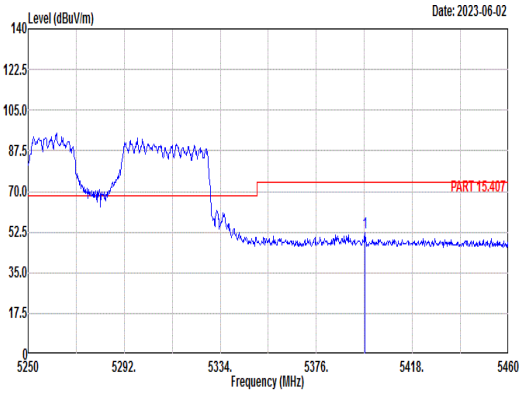 Site : 03CH04-SZ Condition: PART 15.407 3m ANT3117_0057 HORIZONTAL : RBW:1000.000kHz VBW:3000.000kHz Mode : 60 Setting : MCS0 power setting 10.5 Plane : Z with Accessories : 8615855060047220/8615855060047238 Freq Level Limit Line Margin (dB) Read Level Ant Factor Cable Loss Preamp Factor APos TPos Remark MHz dBuV/m dBuV/m dBuV dB/m dB dB cm deg 1 5397.21 52.09 74.00 -21.91 42.45 34.44 8.45 33.25 358 61 PEAK	Blank
Avg	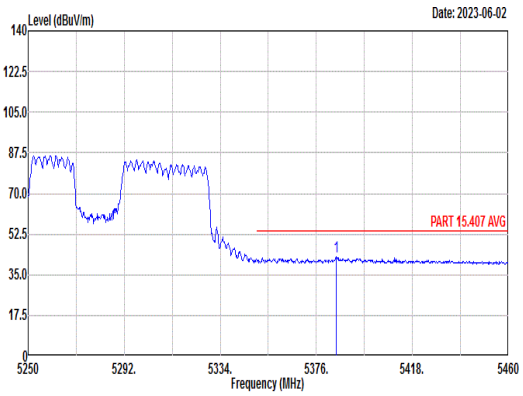 Site : 03CH04-SZ Condition: PART 15.407 AVG 3m ANT3117_0057 HORIZONTAL : RBW:1000.000kHz VBW:10.000kHz Mode : 60 Setting : MCS0 power setting 10.5 Plane : Z with Accessories : 8615855060047220/8615855060047238 Freq Level Limit Line Margin (dB) Read Level Ant Factor Cable Loss Preamp Factor APos TPos Remark MHz dBuV/m dBuV/m dBuV dB/m dB dB cm deg 1 5384.82 42.74 54.00 -11.26 33.10 34.45 8.42 33.23 358 61 AVERAGE	Blank

Mode	60	
	Band Edge - L	
	5.15-5.35_UNII 1-2A_802.11be EHT160_CH50_ Puncturing 20M ❻_5250MHz	
ANT	CDD 5+18	
Pol.	Vertical	Fundamental
Peak	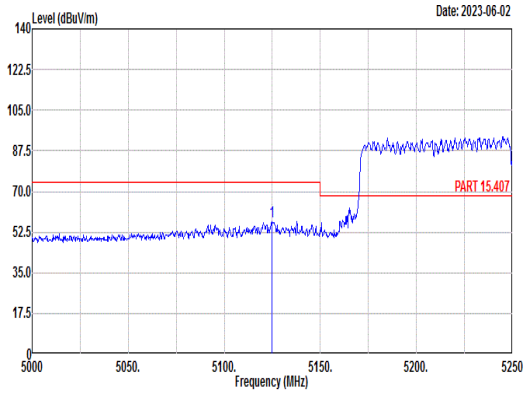 Site : 03CH04-SZ Condition: PART 15.407 3m ANT3117_0057 VERTICAL : RBW:1000.000kHz VBW:3000.000kHz Mode : 60 Setting : MCS0 power setting 10.5 Plane : Z with Accessories : 8615855060047220/8615855060047238 Freq Level Limit Line Margin (dB) Read Level Ant Factor Cable Loss Preamp Factor APos TPos Remark MHz dBuV/m dBuV/m dBuV dB/m dB dB cm deg 1 5124.75 57.03 74.00 -16.97 47.39 34.55 7.90 32.81 100 74 PEAK	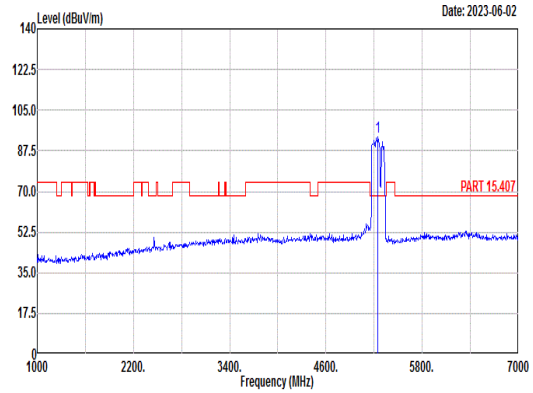 Site : 03CH04-SZ Condition: PART 15.407 3m ANT3117_0057 VERTICAL : RBW:1000.000kHz VBW:3000.000kHz Mode : 60 Setting : MCS0 power setting 10.5 Plane : Z with Accessories : 8615855060047220/8615855060047238 Freq Level Limit Line Margin (dB) Read Level Ant Factor Cable Loss Preamp Factor APos TPos Remark MHz dBuV/m dBuV/m dBuV dB/m dB dB cm deg 1 5250.00 93.53 ------ ------ 83.97 34.50 8.06 33.00 100 74 PEAK
Avg	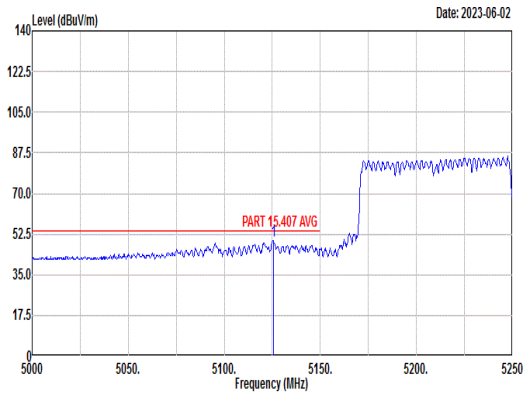 Site : 03CH04-SZ Condition: PART 15.407 AVG 3m ANT3117_0057 VERTICAL : RBW:1000.000kHz VBW:10.000kHz Mode : 60 Setting : MCS0 power setting 10.5 Plane : Z with Accessories : 8615855060047220/8615855060047238 Freq Level Limit Line Margin (dB) Read Level Ant Factor Cable Loss Preamp Factor APos TPos Remark MHz dBuV/m dBuV/m dBuV dB/m dB dB cm deg 1 5125.50 49.64 54.00 -4.36 40.00 34.55 7.90 32.81 100 74 AVERAGE	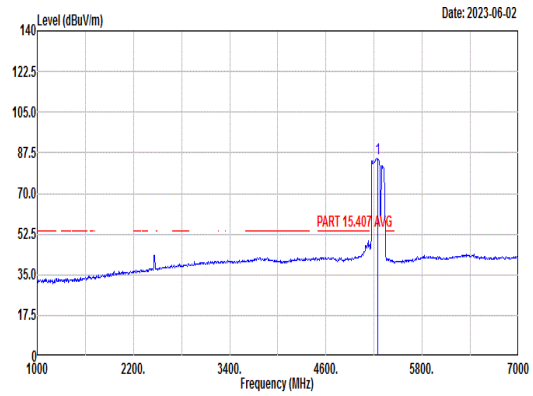 Site : 03CH04-SZ Condition: PART 15.407 AVG 3m ANT3117_0057 VERTICAL : RBW:1000.000kHz VBW:10.000kHz Mode : 60 Setting : MCS0 power setting 10.5 Plane : Z with Accessories : 8615855060047220/8615855060047238 Freq Level Limit Line Margin (dB) Read Level Ant Factor Cable Loss Preamp Factor APos TPos Remark MHz dBuV/m dBuV/m dBuV dB/m dB dB cm deg 1 5250.00 85.24 ------ ------ 75.70 34.50 8.04 33.00 100 74 AVERAGE

Mode	60	
	Band Edge - R	
	5.15-5.35_UNII 1-2A_802.11be EHT160_CH50_ Puncturing 20M ⑥_5250MHz	
ANT	CDD 5+18	
Pol.	Vertical	Fundamental
Peak	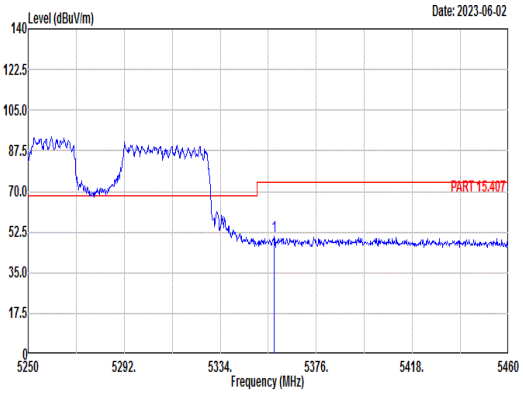 Site : 03CH04-SZ Condition: PART 15.407 3m ANT3117_0057 VERTICAL : RBW:1000.000kHz VBW:3000.000kHz Mode : 60 Setting : MCS0 power setting 10.5 Plane : Z with Accessories : 8615855060047220/8615855060047238 Freq Level Limit Line Margin (dB) Read Level Ant Factor Cable Loss Preamp Factor APos TPos Remark MHz dBuV/m dBuV/m dBuV dB/m dB dB cm deg 1 5357.52 50.47 74.00 -23.53 40.84 34.46 8.35 33.18 100 74 PEAK	Blank
Avg	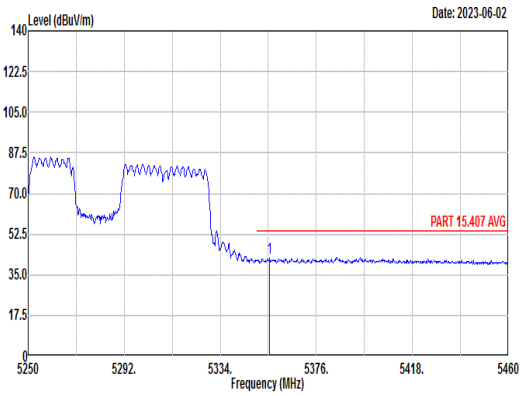 Site : 03CH04-SZ Condition: PART 15.407 AVG 3m ANT3117_0057 VERTICAL : RBW:1000.000kHz VBW:10.000kHz Mode : 60 Setting : MCS0 power setting 10.5 Plane : Z with Accessories : 8615855060047220/8615855060047238 Freq Level Limit Line Margin (dB) Read Level Ant Factor Cable Loss Preamp Factor APos TPos Remark MHz dBuV/m dBuV/m dBuV dB/m dB dB cm deg 1 5355.63 42.51 54.00 -11.49 32.89 34.46 8.34 33.18 100 74 AVERAGE	Blank