Test Laboratory: Sporton International Inc. SAR/HAC Testing Lab Date: 2023/6/17

**01_LTE Band 12_10M_QPSK_1RB_0Offset_Right Cheek_0mm_Ch23095**

Communication System: UID 0, LTE-FDD (0); Frequency: 707.5 MHz;Duty Cycle: 1:1
Medium: HSL_750 Medium parameters used: f = 707.5 MHz; $\sigma$ = 0.862 S/m; $\varepsilon_r$ = 42.558; $\rho$ = 1000 kg/m$^3$
Ambient Temperature：23.1 ℃; Liquid Temperature：22.7 ℃

DASY5 Configuration:
- Probe: ES3DV3 - SN3293; ConvF(6.62, 6.62, 6.62); Calibrated: 2022/11/22
- Sensor-Surface: 3mm (Mechanical Surface Detection)
- Electronics: DAE4 Sn1303; Calibrated: 2022/11/24
- Phantom: Twin-SAM V5.0 (30deg probe tilt); Type: QD 000 P40 CD; Serial: TP-1842
- Measurement SW: DASY52, Version 52.10 (4); SEMCAD X Version 14.6.14 (7501)

**Area Scan (81x101x1):** Interpolated grid: dx=1.500 mm, dy=1.500 mm
Maximum value of SAR (interpolated) = 0.782 W/kg

**Zoom Scan (6x7x7)/Cube 0:** Measurement grid: dx=8mm, dy=8mm, dz=5mm
Reference Value = 22.67 V/m; Power Drift = -0.05 dB
Peak SAR (extrapolated) = 1.14 W/kg
**SAR(1 g) = 0.534 W/kg; SAR(10 g) = 0.311 W/kg**
Maximum value of SAR (measured) = 0.696 W/kg

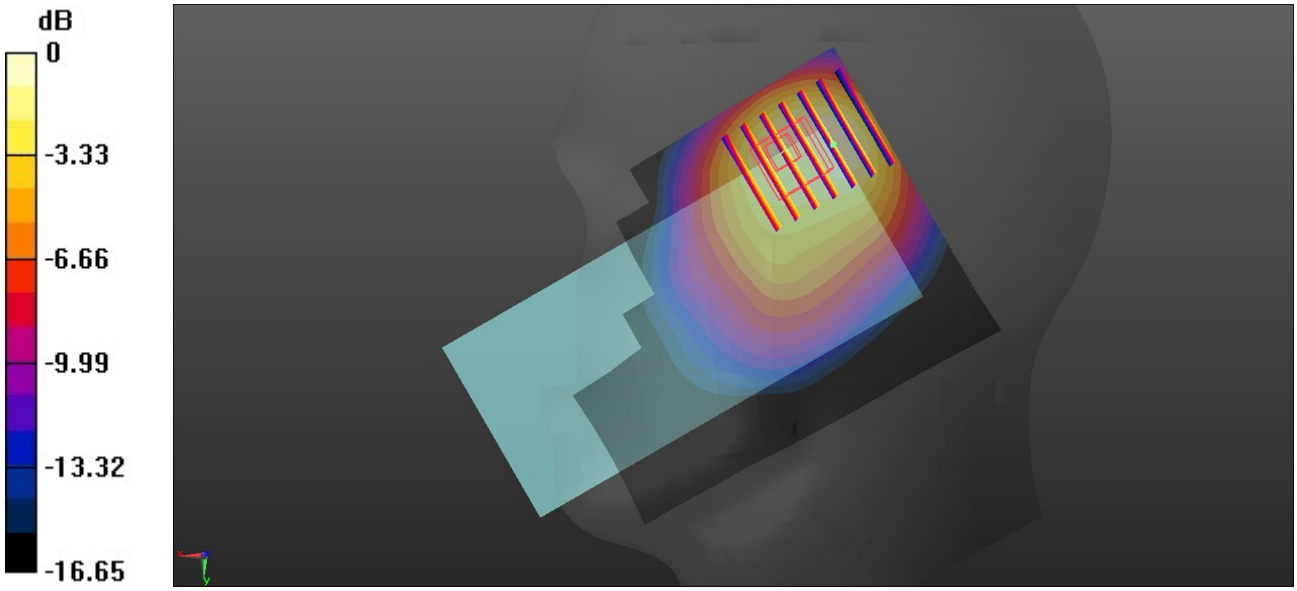


0 dB = 0.696 W/kg = -1.57 dBW/kg

Test Laboratory: Sporton International Inc. SAR/HAC Testing Lab Date: 2023/6/17

**02_LTE Band 13_10M_QPSK_1RB_0Offset_Right Cheek_0mm_Ch23230**

Communication System: UID 0, LTE-FDD (0); Frequency: 782 MHz;Duty Cycle: 1:1
Medium: HSL_750 Medium parameters used: f = 782 MHz; σ = 0.895 S/m; $\varepsilon_r$ = 42.441; ρ = 1000 kg/m$^3$
Ambient Temperature：23.1 ℃; Liquid Temperature：22.7 ℃

DASY5 Configuration:
- Probe: ES3DV3 - SN3293; ConvF(6.62, 6.62, 6.62); Calibrated: 2022/11/22
- Sensor-Surface: 3mm (Mechanical Surface Detection)
- Electronics: DAE4 Sn1303; Calibrated: 2022/11/24
- Phantom: Twin-SAM V5.0 (30deg probe tilt); Type: QD 000 P40 CD; Serial: TP-1842
- Measurement SW: DASY52, Version 52.10 (4); SEMCAD X Version 14.6.14 (7501)

**Area Scan (71x101x1):** Interpolated grid: dx=1.500 mm, dy=1.500 mm
Maximum value of SAR (interpolated) = 0.875 W/kg

**Zoom Scan (6x7x7)/Cube 0:** Measurement grid: dx=8mm, dy=8mm, dz=5mm
Reference Value = 18.27 V/m; Power Drift = -0.03 dB
Peak SAR (extrapolated) = 1.10 W/kg
**SAR(1 g) = 0.607 W/kg; SAR(10 g) = 0.384 W/kg**
Maximum value of SAR (measured) = 0.729 W/kg

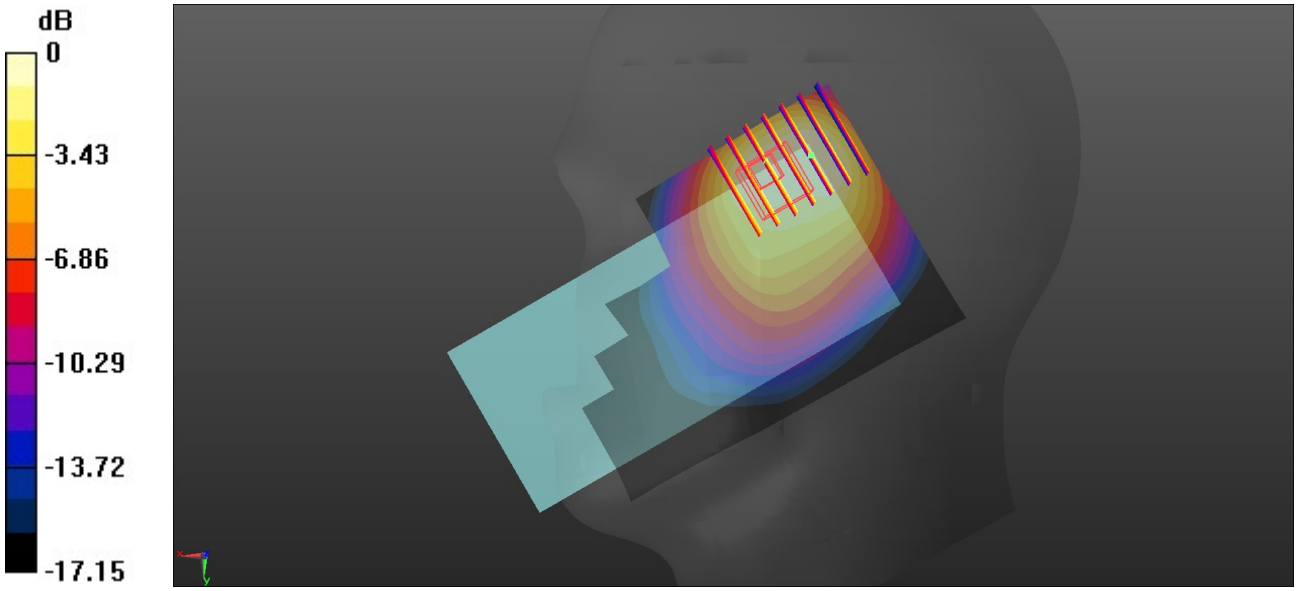


0 dB = 0.729 W/kg = -1.37 dBW/kg

**03_GSM850_GPRS (4 Tx slots)_Right Cheek_0mm_Ch251**

Communication System: UID 0, GSM850 (0); Frequency: 848.8 MHz;Duty Cycle: 1:2.08
Medium: HSL_835 Medium parameters used: f = 849 MHz; σ = 0.925 S/m; $\varepsilon_r$ = 42.563; ρ = 1000 kg/m$^3$
Ambient Temperature：23.3 ℃; Liquid Temperature：22.8 ℃

DASY5 Configuration:
- Probe: ES3DV3 - SN3293; ConvF(6.39, 6.39, 6.39); Calibrated: 2022/11/22
- Sensor-Surface: 3mm (Mechanical Surface Detection)
- Electronics: DAE4 Sn1303; Calibrated: 2022/11/24
- Phantom: Twin-SAM V5.0 (30deg probe tilt); Type: QD 000 P40 CD; Serial: TP-1842
- Measurement SW: DASY52, Version 52.10 (4); SEMCAD X Version 14.6.14 (7501)

**Area Scan (71x101x1):** Interpolated grid: dx=1.500 mm, dy=1.500 mm
Maximum value of SAR (interpolated) = 1.07 W/kg

**Zoom Scan (6x6x7)/Cube 0:** Measurement grid: dx=8mm, dy=8mm, dz=5mm
Reference Value = 18.72 V/m; Power Drift = -0.03 dB
Peak SAR (extrapolated) = 1.20 W/kg
**SAR(1 g) = 0.601 W/kg; SAR(10 g) = 0.382 W/kg**
Maximum value of SAR (measured) = 0.968 W/kg

**Zoom Scan (6x6x7)/Cube 1:** Measurement grid: dx=8mm, dy=8mm, dz=5mm
Reference Value = 18.72 V/m; Power Drift = -0.03 dB
Peak SAR (extrapolated) = 1.14 W/kg
**SAR(1 g) = 0.559 W/kg; SAR(10 g) = 0.344 W/kg**
Maximum value of SAR (measured) = 0.877 W/kg

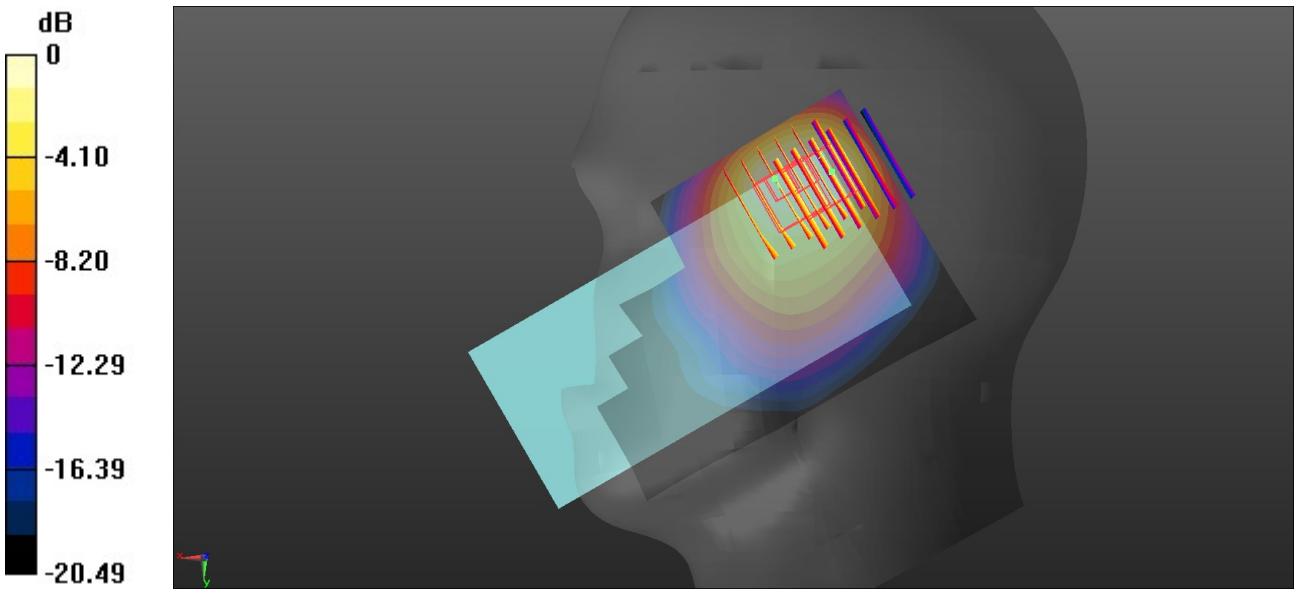


0 dB = 0.877 W/kg = -0.57 dBW/kg

Test Laboratory: Sporton International Inc. SAR/HAC Testing Lab Date: 2023/6/17

**04_WCDMA V_RMC 12.2Kbps_Right Cheek_0mm_Ch4233**

Communication System: UID 0, WCDMA (0); Frequency: 846.6 MHz;Duty Cycle: 1:1
Medium: HSL_835 Medium parameters used: f = 847 MHz; σ = 0.923 S/m; $\varepsilon_r$ = 42.587; ρ = 1000 kg/m$^3$
Ambient Temperature：23.3 °C; Liquid Temperature：22.8 °C

DASY5 Configuration:
- Probe: ES3DV3 - SN3293; ConvF(6.39, 6.39, 6.39); Calibrated: 2022/11/22
- Sensor-Surface: 3mm (Mechanical Surface Detection)
- Electronics: DAE4 Sn1303; Calibrated: 2022/11/24
- Phantom: Twin-SAM V5.0 (30deg probe tilt); Type: QD 000 P40 CD; Serial: TP-1842
- Measurement SW: DASY52, Version 52.10 (4); SEMCAD X Version 14.6.14 (7501)

**Area Scan (81x101x1):** Interpolated grid: dx=1.500 mm, dy=1.500 mm
Maximum value of SAR (interpolated) = 0.865 W/kg

**Zoom Scan (6x8x7)/Cube 0:** Measurement grid: dx=8mm, dy=8mm, dz=5mm
Reference Value = 18.31 V/m; Power Drift = 0.03 dB
Peak SAR (extrapolated) = 1.16 W/kg
**SAR(1 g) = 0.603 W/kg; SAR(10 g) = 0.393 W/kg**
Maximum value of SAR (measured) = 0.927 W/kg

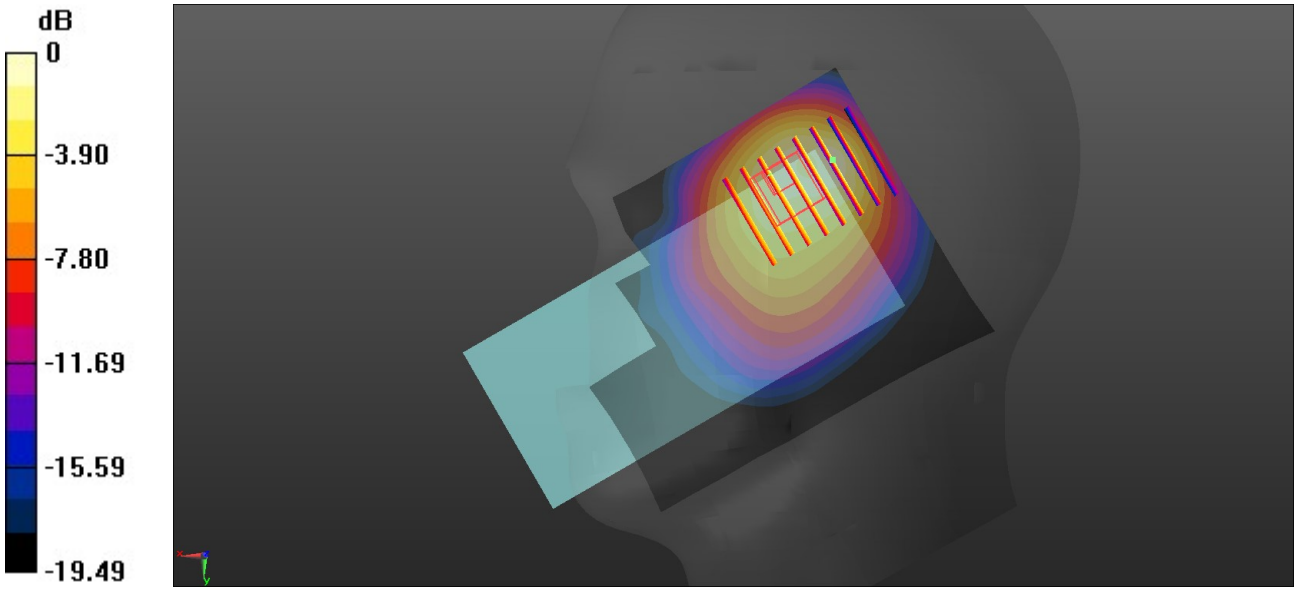


0 dB = 0.927 W/kg = -0.33 dBW/kg

Test Laboratory: Sporton International Inc. SAR/HAC Testing Lab Date: 2023/6/17

**05_LTE Band 26_15M_QPSK_1RB_0Offset_Right Cheek_0mm_Ch26865**

Communication System: UID 0, LTE-FDD (0); Frequency: 831.5 MHz;Duty Cycle: 1:1
Medium: HSL_835 Medium parameters used: f = 831.5 MHz; $\sigma$ = 0.909 S/m; $\varepsilon_r$ = 41.958; $\rho$ = 1000 kg/m$^3$
Ambient Temperature：23.3 ℃; Liquid Temperature：22.8 ℃

DASY5 Configuration:
- Probe: ES3DV3 - SN3293; ConvF(6.39, 6.39, 6.39); Calibrated: 2022/11/22
- Sensor-Surface: 3mm (Mechanical Surface Detection)
- Electronics: DAE4 Sn1303; Calibrated: 2022/11/24
- Phantom: Twin-SAM V5.0 (30deg probe tilt); Type: QD 000 P40 CD; Serial: TP-1842
- Measurement SW: DASY52, Version 52.10 (4); SEMCAD X Version 14.6.14 (7501)

**Area Scan (71x101x1):** Interpolated grid: dx=1.500 mm, dy=1.500 mm
Maximum value of SAR (interpolated) = 0.944 W/kg

**Zoom Scan (5x7x7)/Cube 0:** Measurement grid: dx=8mm, dy=8mm, dz=5mm
Reference Value = 17.00 V/m; Power Drift = -0.01 dB
Peak SAR (extrapolated) = 1.35 W/kg
**SAR(1 g) = 0.664 W/kg; SAR(10 g) = 0.421 W/kg**
Maximum value of SAR (measured) = 0.814 W/kg

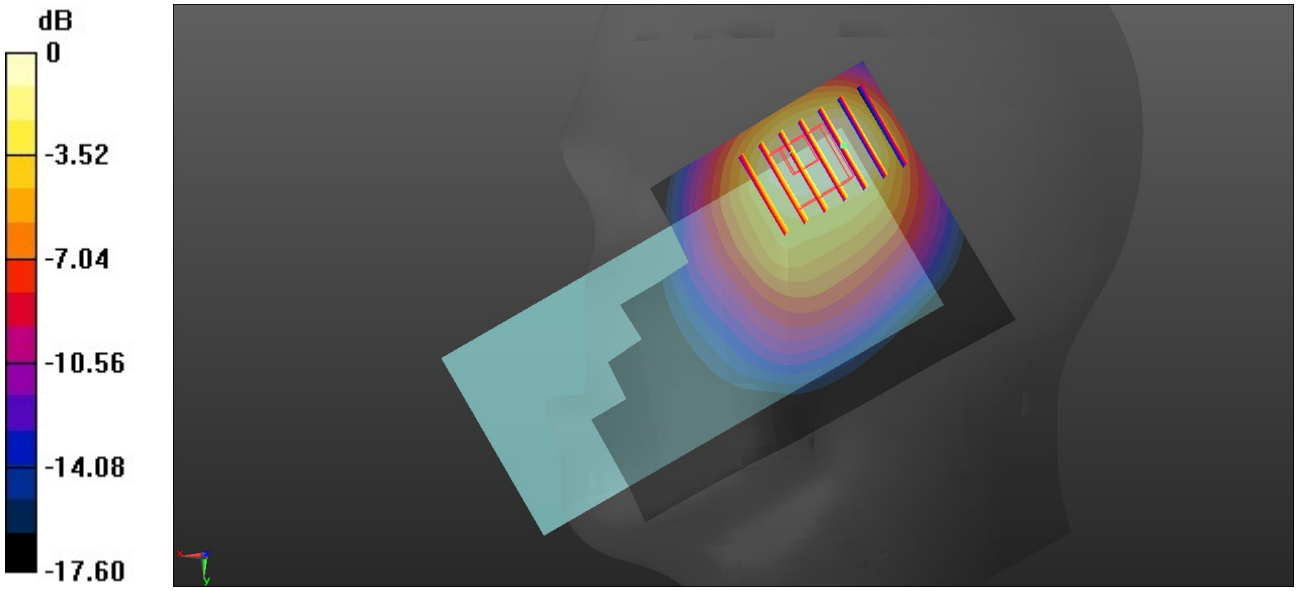


0 dB = 0.814 W/kg = -0.89 dBW/kg

Test Laboratory: Sporton International Inc. SAR/HAC Testing Lab Date: 2023/6/17

**06_WCDMA IV_RMC 12.2Kbps_Right Cheek_0mm_Ch1413**

Communication System: UID 0, WCDMA (0); Frequency: 1732.6 MHz;Duty Cycle: 1:1
Medium: HSL_1750 Medium parameters used: f = 1732.6 MHz; $\sigma$ = 1.3 S/m; $\varepsilon_r$ = 40.288; $\rho$ = 1000 kg/m$^3$
Ambient Temperature：23.4 ℃; Liquid Temperature：22.6 ℃

DASY5 Configuration:
- Probe: ES3DV3 - SN3293; ConvF(5.42, 5.42, 5.42); Calibrated: 2022/11/22
- Sensor-Surface: 3mm (Mechanical Surface Detection)
- Electronics: DAE4 Sn1303; Calibrated: 2022/11/24
- Phantom: Twin-SAM V5.0 (30deg probe tilt); Type: QD 000 P40 CD; Serial: TP-1842
- Measurement SW: DASY52, Version 52.10 (4); SEMCAD X Version 14.6.14 (7501)

**Area Scan (81x101x1):** Interpolated grid: dx=1.500 mm, dy=1.500 mm
Maximum value of SAR (interpolated) = 0.910 W/kg

**Zoom Scan (5x5x7)/Cube 0:** Measurement grid: dx=8mm, dy=8mm, dz=5mm
Reference Value = 14.09 V/m; Power Drift = 0.06 dB
Peak SAR (extrapolated) = 1.19 W/kg
**SAR(1 g) = 0.688 W/kg; SAR(10 g) = 0.369 W/kg**
Maximum value of SAR (measured) = 0.833 W/kg

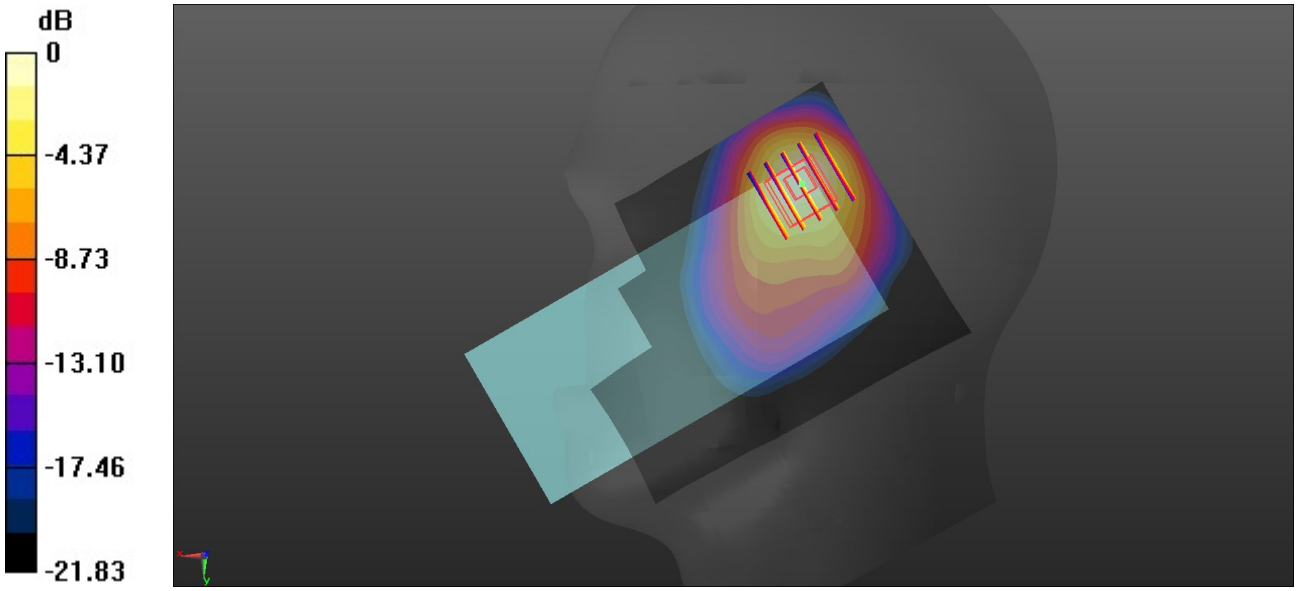


0 dB = 0.833 W/kg = -0.79 dBW/kg

Test Laboratory: Sporton International Inc. SAR/HAC Testing Lab Date: 2023/6/17

**07_LTE Band 4_20M_QPSK_1RB_0Offset_Right Cheek_0mm_Ch20175**

Communication System: UID 0, LTE-FDD (0); Frequency: 1732.5 MHz;Duty Cycle: 1:1
Medium: HSL_1750 Medium parameters used: f = 1732.5 MHz; $\sigma$ = 1.3 S/m; $\varepsilon_r$ = 40.288; $\rho$ = 1000 kg/m$^3$
Ambient Temperature：23.4 ℃; Liquid Temperature：22.6 ℃

DASY5 Configuration:
- Probe: ES3DV3 - SN3293; ConvF(5.42, 5.42, 5.42); Calibrated: 2022/11/22
- Sensor-Surface: 3mm (Mechanical Surface Detection)
- Electronics: DAE4 Sn1303; Calibrated: 2022/11/24
- Phantom: Twin-SAM V5.0 (30deg probe tilt); Type: QD 000 P40 CD; Serial: TP-1842
- Measurement SW: DASY52, Version 52.10 (4); SEMCAD X Version 14.6.14 (7501)

**Area Scan (71x101x1):** Interpolated grid: dx=1.500 mm, dy=1.500 mm
Maximum value of SAR (interpolated) = 0.204 W/kg

**Zoom Scan (5x5x7)/Cube 0:** Measurement grid: dx=8mm, dy=8mm, dz=5mm
Reference Value = 4.558 V/m; Power Drift = 0.06 dB
Peak SAR (extrapolated) = 0.260 W/kg
**SAR(1 g) = 0.178 W/kg; SAR(10 g) = 0.113 W/kg**
Maximum value of SAR (measured) = 0.199 W/kg

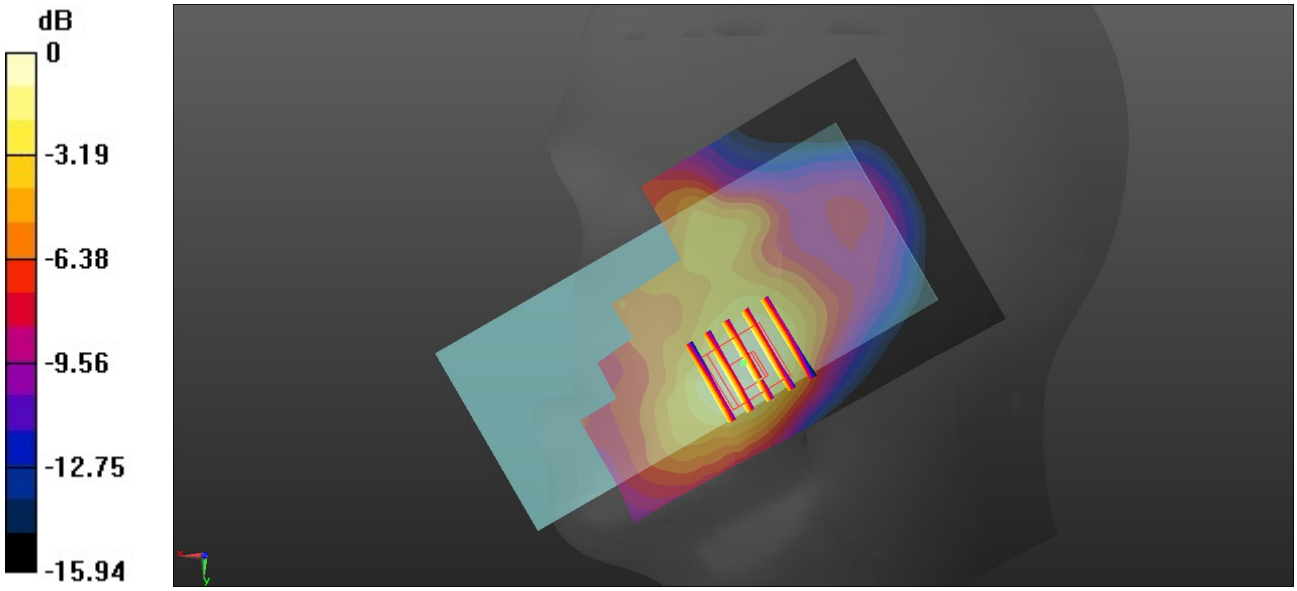


0 dB = 0.199 W/kg = -7.01 dBW/kg

Test Laboratory: Sporton International Inc. SAR/HAC Testing Lab Date: 2023/6/18

**08_GSM1900_GPRS (4 Tx slots)_Right Cheek_0mm_Ch512**

Communication System: UID 0, PCS (0); Frequency: 1850.2 MHz;Duty Cycle: 1:2.08
Medium: HSL_1900 Medium parameters used: f = 1850.2 MHz; $\sigma$ = 1.371 S/m; $\varepsilon_r$ = 40.072; $\rho$ = 1000 kg/m$^3$
Ambient Temperature：23.3 ℃; Liquid Temperature：22.7 ℃

DASY5 Configuration:
- Probe: ES3DV3 - SN3293; ConvF(5.18, 5.18, 5.18); Calibrated: 2022/11/22
- Sensor-Surface: 3mm (Mechanical Surface Detection)
- Electronics: DAE4 Sn1303; Calibrated: 2022/11/24
- Phantom: Twin-SAM V5.0 (30deg probe tilt); Type: QD 000 P40 CD; Serial: TP-1842
- Measurement SW: DASY52, Version 52.10 (4); SEMCAD X Version 14.6.14 (7501)

**Area Scan (71x101x1):** Interpolated grid: dx=1.500 mm, dy=1.500 mm
Maximum value of SAR (interpolated) = 0.786 W/kg

**Zoom Scan (5x5x7)/Cube 0:** Measurement grid: dx=8mm, dy=8mm, dz=5mm
Reference Value = 12.29 V/m; Power Drift = -0.01 dB
Peak SAR (extrapolated) = 1.04 W/kg
**SAR(1 g) = 0.576 W/kg; SAR(10 g) = 0.304 W/kg**
Maximum value of SAR (measured) = 0.723 W/kg

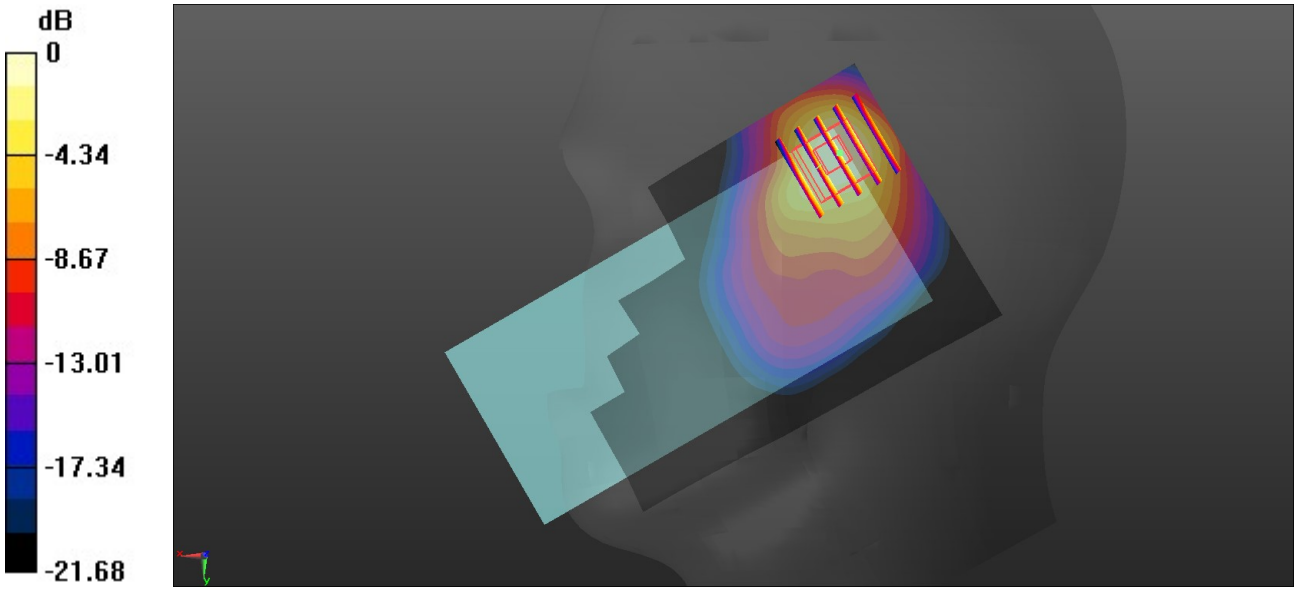


0 dB = 0.723 W/kg = -1.41 dBW/kg

Test Laboratory: Sporton International Inc. SAR/HAC Testing Lab Date: 2023/6/18

**09_WCDMA II_RMC 12.2Kbps_Right Cheek_0mm_Ch9400**

Communication System: UID 0, WCDMA (0); Frequency: 1880 MHz;Duty Cycle: 1:1
Medium: HSL_1900 Medium parameters used: f = 1880 MHz; $\sigma$ = 1.406 S/m; $\varepsilon_r$ = 40.154; $\rho$ = 1000 kg/m$^3$
Ambient Temperature：23.3 ℃; Liquid Temperature：22.7 ℃

DASY5 Configuration:
- Probe: ES3DV3 - SN3293; ConvF(5.18, 5.18, 5.18); Calibrated: 2022/11/22
- Sensor-Surface: 3mm (Mechanical Surface Detection)
- Electronics: DAE4 Sn1303; Calibrated: 2022/11/24
- Phantom: Twin-SAM V5.0 (30deg probe tilt); Type: QD 000 P40 CD; Serial: TP-1842
- Measurement SW: DASY52, Version 52.10 (4); SEMCAD X Version 14.6.14 (7501)

**Area Scan (71x101x1):** Interpolated grid: dx=1.500 mm, dy=1.500 mm
Maximum value of SAR (interpolated) = 0.855 W/kg

**Zoom Scan (5x5x7)/Cube 0:** Measurement grid: dx=8mm, dy=8mm, dz=5mm
Reference Value = 12.99 V/m; Power Drift = 0.04 dB
Peak SAR (extrapolated) = 1.16 W/kg
**SAR(1 g) = 0.625 W/kg; SAR(10 g) = 0.331 W/kg**
Maximum value of SAR (measured) = 0.772 W/kg

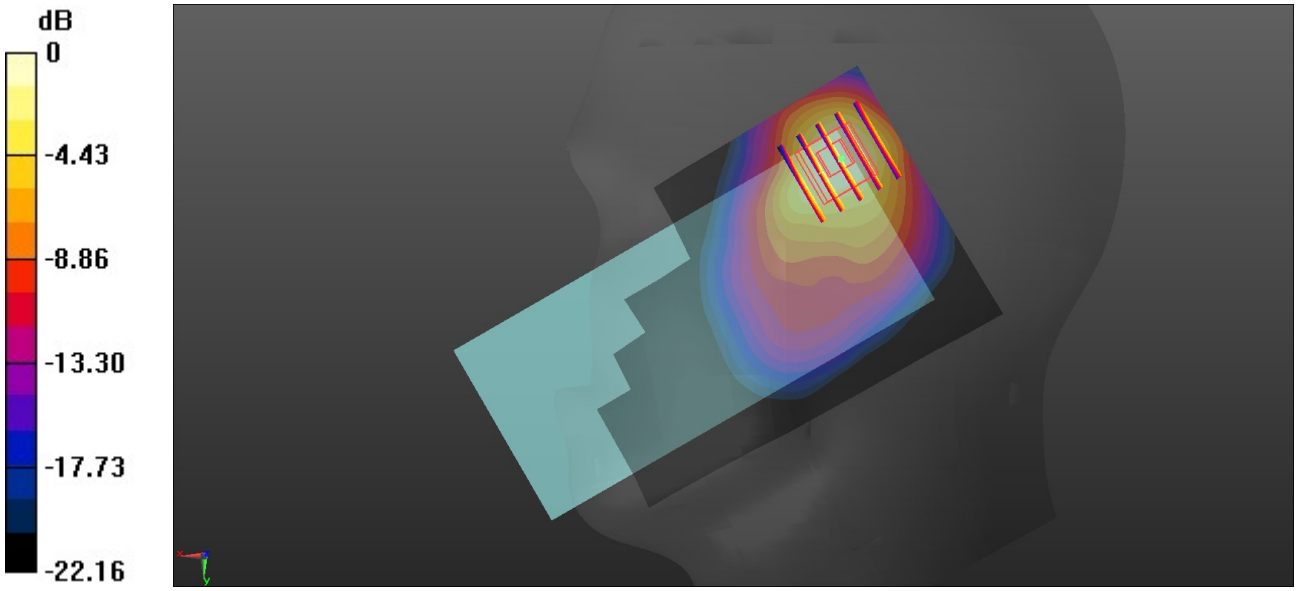


0 dB = 0.772 W/kg = -1.12 dBW/kg

Test Laboratory: Sporton International Inc. SAR/HAC Testing Lab Date: 2023/6/18

**10_LTE Band 2_20M_QPSK_1RB_0Offset_Left Cheek_0mm_Ch18900**

Communication System: UID 0, LTE-FDD (0); Frequency: 1880 MHz;Duty Cycle: 1:1
Medium: HSL_1900 Medium parameters used: f = 1880 MHz; $\sigma$ = 1.406 S/m; $\varepsilon_r$ = 40.154; $\rho$ = 1000 kg/m$^3$
Ambient Temperature：23.3 ℃; Liquid Temperature：22.7 ℃

DASY5 Configuration:
- Probe: ES3DV3 - SN3293; ConvF(5.18, 5.18, 5.18); Calibrated: 2022/11/22
- Sensor-Surface: 3mm (Mechanical Surface Detection)
- Electronics: DAE4 Sn1303; Calibrated: 2022/11/24
- Phantom: Twin-SAM V5.0 (30deg probe tilt); Type: QD 000 P40 CD; Serial: TP-1842
- Measurement SW: DASY52, Version 52.10 (4); SEMCAD X Version 14.6.14 (7501)

**Area Scan (71x101x1):** Interpolated grid: dx=1.500 mm, dy=1.500 mm
Maximum value of SAR (interpolated) = 0.862 W/kg

**Zoom Scan (5x5x7)/Cube 0:** Measurement grid: dx=8mm, dy=8mm, dz=5mm
Reference Value = 4.462 V/m; Power Drift = 0.08 dB
Peak SAR (extrapolated) = 1.30 W/kg
**SAR(1 g) = 0.630 W/kg; SAR(10 g) = 0.297 W/kg**
Maximum value of SAR (measured) = 0.847 W/kg

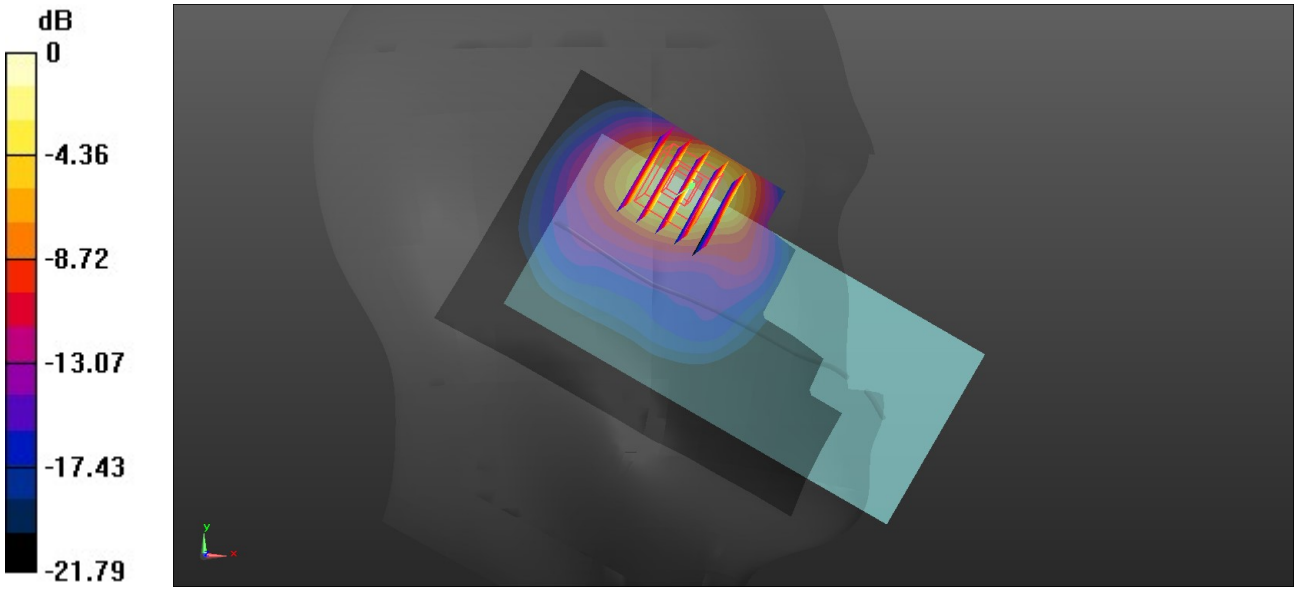


0 dB = 0.847 W/kg = -0.72 dBW/kg

**11_LTE Band 7_20M_QPSK_50RB_0Offset_Right Cheek_0mm_Ch21350**

Communication System: UID 0, LTE-FDD (0); Frequency: 2560 MHz;Duty Cycle: 1:1
Medium: HSL_2600 Medium parameters used: f = 2560 MHz; $\sigma$ = 1.989 S/m; $\varepsilon_r$ = 40.214; $\rho$ = 1000 kg/m$^3$
Ambient Temperature：23.4 ℃; Liquid Temperature：22.6 ℃

DASY5 Configuration:
- Probe: ES3DV3 - SN3293; ConvF(4.27, 4.27, 4.27); Calibrated: 2022/11/22
- Sensor-Surface: 3mm (Mechanical Surface Detection)
- Electronics: DAE4 Sn1303; Calibrated: 2022/11/24
- Phantom: Twin-SAM V5.0 (30deg probe tilt); Type: QD 000 P40 CD; Serial: TP-1842
- Measurement SW: DASY52, Version 52.10 (4); SEMCAD X Version 14.6.14 (7501)

**Area Scan (91x131x1):** Interpolated grid: dx=1.200 mm, dy=1.200 mm
Maximum value of SAR (interpolated) = 1.35 W/kg

**Zoom Scan (7x7x7)/Cube 0:** Measurement grid: dx=5mm, dy=5mm, dz=5mm
Reference Value = 5.606 V/m; Power Drift = 0.06 dB
Peak SAR (extrapolated) = 1.76 W/kg
**SAR(1 g) = 0.862 W/kg; SAR(10 g) = 0.382 W/kg**
Maximum value of SAR (measured) = 1.44 W/kg

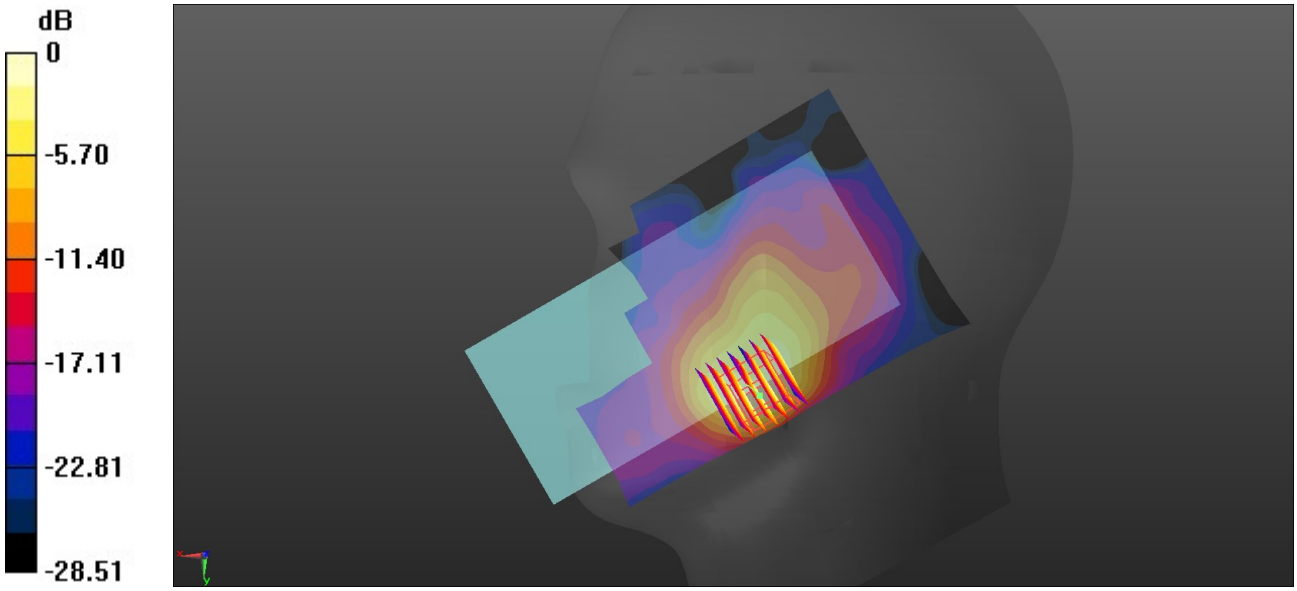


0 dB = 1.44 W/kg = 1.58 dBW/kg

**12_LTE Band 41_20M_QPSK_1RB_0Offset_Right Tilted_0mm_Ch41490**

Communication System: UID 0, LTE-TDD (0); Frequency: 2680 MHz;Duty Cycle: 1:1.59
Medium: HSL_2600 Medium parameters used: f = 2680 MHz; $\sigma$ = 2.104 S/m; $\varepsilon_r$ = 40.063; $\rho$ = 1000 kg/m$^3$
Ambient Temperature：23.4 ℃; Liquid Temperature：22.6 ℃

DASY5 Configuration:
- Probe: ES3DV3 - SN3293; ConvF(4.27, 4.27, 4.27); Calibrated: 2022/11/22
- Sensor-Surface: 3mm (Mechanical Surface Detection)
- Electronics: DAE4 Sn1303; Calibrated: 2022/11/24
- Phantom: Twin-SAM V5.0 (30deg probe tilt); Type: QD 000 P40 CD; Serial: TP-1842
- Measurement SW: DASY52, Version 52.10 (4); SEMCAD X Version 14.6.14 (7501)

**Area Scan (91x131x1):** Interpolated grid: dx=1.200 mm, dy=1.200 mm
Maximum value of SAR (interpolated) = 1.45 W/kg

**Zoom Scan (7x7x7)/Cube 0:** Measurement grid: dx=5mm, dy=5mm, dz=5mm
Reference Value = 17.00 V/m; Power Drift = -0.02 dB
Peak SAR (extrapolated) = 1.92 W/kg
**SAR(1 g) = 0.923 W/kg; SAR(10 g) = 0.424 W/kg**
Maximum value of SAR (measured) = 1.25 W/kg

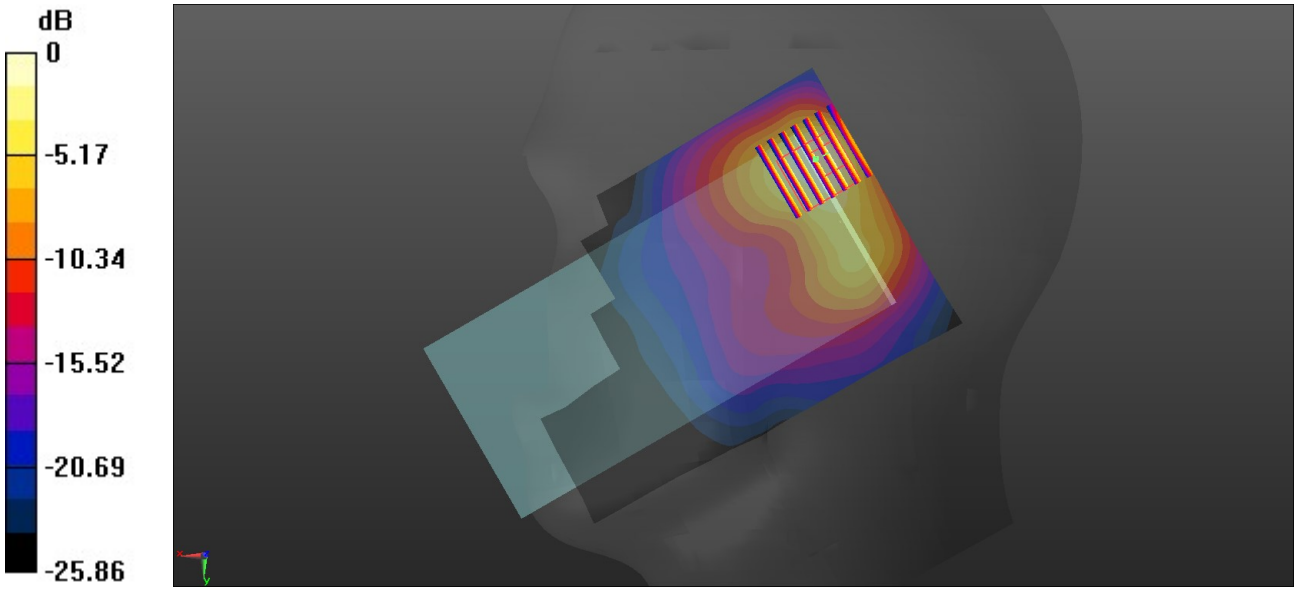


0 dB = 1.25 W/kg = 0.97 dBW/kg

Test Laboratory: Sporton International Inc. SAR/HAC Testing Lab Date: 2023/6/18

**13_FR1 n41_100M_QPSK_135RB_69Offset_Right Cheek_0mm_Ch518598**

Communication System: UID 0, 5G NR (0); Frequency: 2592.99 MHz;Duty Cycle: 1:1
Medium: HSL_2600 Medium parameters used: f = 2592.99 MHz; $\sigma$ = 2.031 S/m; $\varepsilon_r$ = 40.321; $\rho$ = 1000 kg/m$^3$
Ambient Temperature：23.4 ℃; Liquid Temperature：22.6 ℃

DASY5 Configuration:
- Probe: ES3DV3 - SN3293; ConvF(4.27, 4.27, 4.27); Calibrated: 2022/11/22
- Sensor-Surface: 3mm (Mechanical Surface Detection)
- Electronics: DAE4 Sn1303; Calibrated: 2022/11/24
- Phantom: Twin-SAM V5.0 (30deg probe tilt); Type: QD 000 P40 CD; Serial: TP-1842
- Measurement SW: DASY52, Version 52.10 (4); SEMCAD X Version 14.6.14 (7501)

**Area Scan (91x141x1):** Interpolated grid: dx=1.200 mm, dy=1.200 mm
Maximum value of SAR (interpolated) = 1.81 W/kg

**Zoom Scan (7x7x7)/Cube 0:** Measurement grid: dx=5mm, dy=5mm, dz=5mm
Reference Value = 4.406 V/m; Power Drift = -0.03 dB
Peak SAR (extrapolated) = 2.33 W/kg
**SAR(1 g) = 0.966 W/kg; SAR(10 g) = 0.384 W/kg**
Maximum value of SAR (measured) = 1.79 W/kg




0 dB = 1.79 W/kg = 2.53 dBW/kg

Test Laboratory: Sporton International Inc. SAR/HAC Testing Lab Date: 2023/6/18

**14_LTE Band 42_20M_QPSK_1RB_0Offset_Right Tilted_0mm_Ch42190**

Communication System: UID 0, LTE-TDD (0); Frequency: 3460 MHz;Duty Cycle: 1:1.59
Medium: HSL_3500 Medium parameters used: f = 3460 MHz; $\sigma$ = 2.771 S/m; $\varepsilon_r$ = 38.795; $\rho$ = 1000 kg/m$^3$
Ambient Temperature：23.2 ℃; Liquid Temperature：22.6 ℃

DASY5 Configuration:
- Probe: EX3DV4 - SN3857; ConvF(6.7, 6.7, 6.7); Calibrated: 2022/12/14
- Sensor-Surface: 1.4mm (Mechanical Surface Detection)
- Electronics: DAE4 Sn1303; Calibrated: 2022/11/24
- Phantom: Twin-SAM V5.0 (30deg probe tilt); Type: QD 000 P40 CD; Serial: TP-1842
- Measurement SW: DASY52, Version 52.10 (4); SEMCAD X Version 14.6.14 (7501)

**Area Scan (101x161x1):** Interpolated grid: dx=1.000 mm, dy=1.000 mm
Maximum value of SAR (interpolated) = 1.67 W/kg

**Zoom Scan (8x8x7)/Cube 0:** Measurement grid: dx=4mm, dy=4mm, dz=1.4mm
Reference Value = 9.493 V/m; Power Drift = 0.01 dB
Peak SAR (extrapolated) = 2.87 W/kg
**SAR(1 g) = 0.721 W/kg; SAR(10 g) = 0.235 W/kg**
Maximum value of SAR (measured) = 1.78 W/kg

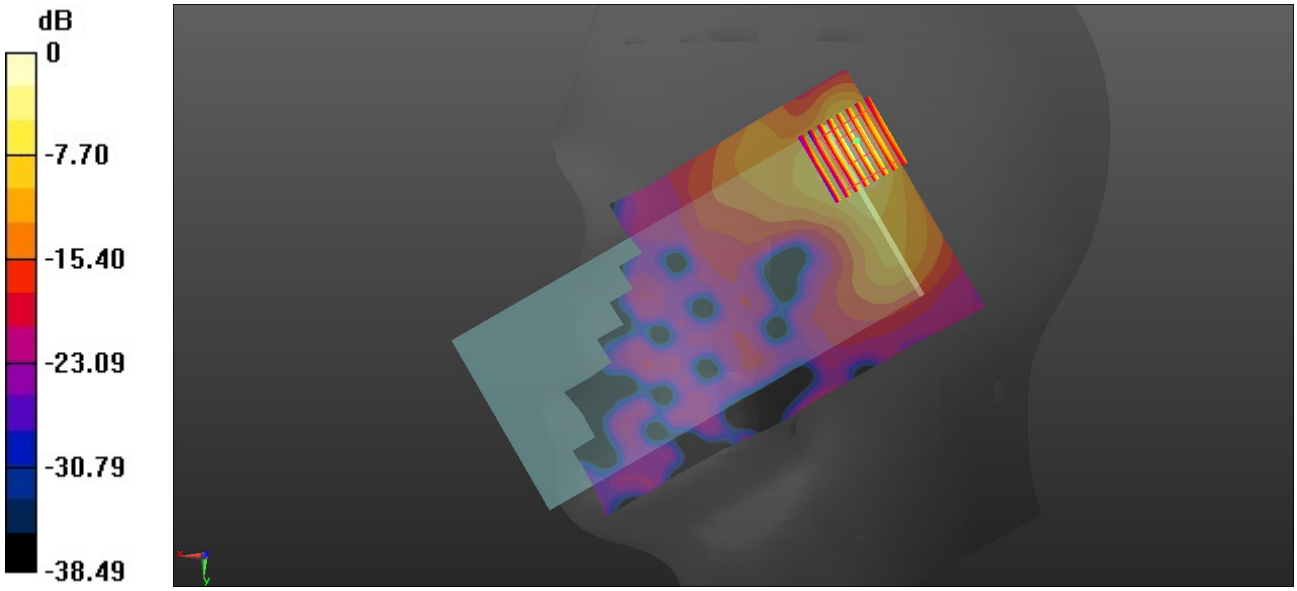


0 dB = 1.78 W/kg = 2.50 dBW/kg

Test Laboratory: Sporton International Inc. SAR/HAC Testing Lab Date: 2023/6/18

**15_FR1 n77_100M_QPSK_135RB_69Offset_Left Cheek_0mm_Ch633334**

Communication System: UID 0, 5G NR (0); Frequency: 3500.01 MHz;Duty Cycle: 1:1
Medium: HSL_3500 Medium parameters used: f = 3500.01 MHz; $\sigma$ = 2.81 S/m; $\varepsilon_r$ = 38.714; $\rho$ = 1000 kg/m$^3$
Ambient Temperature：23.2 ℃; Liquid Temperature：22.6 ℃

DASY5 Configuration:
- Probe: EX3DV4 - SN3857; ConvF(6.7, 6.7, 6.7); Calibrated: 2022/12/14
- Sensor-Surface: 1.4mm (Mechanical Surface Detection)
- Electronics: DAE4 Sn1303; Calibrated: 2022/11/24
- Phantom: Twin-SAM V5.0 (30deg probe tilt); Type: QD 000 P40 CD; Serial: TP-1842
- Measurement SW: DASY52, Version 52.10 (4); SEMCAD X Version 14.6.14 (7501)

**Area Scan (121x161x1):** Interpolated grid: dx=1.000 mm, dy=1.000 mm
Maximum value of SAR (interpolated) = 1.79 W/kg

**Zoom Scan (9x10x7)/Cube 0:** Measurement grid: dx=4mm, dy=4mm, dz=1.4mm
Reference Value = 6.267 V/m; Power Drift = -0.07 dB
Peak SAR (extrapolated) = 2.33 W/kg
**SAR(1 g) = 0.797 W/kg; SAR(10 g) = 0.281 W/kg**
Maximum value of SAR (measured) = 1.26 W/kg

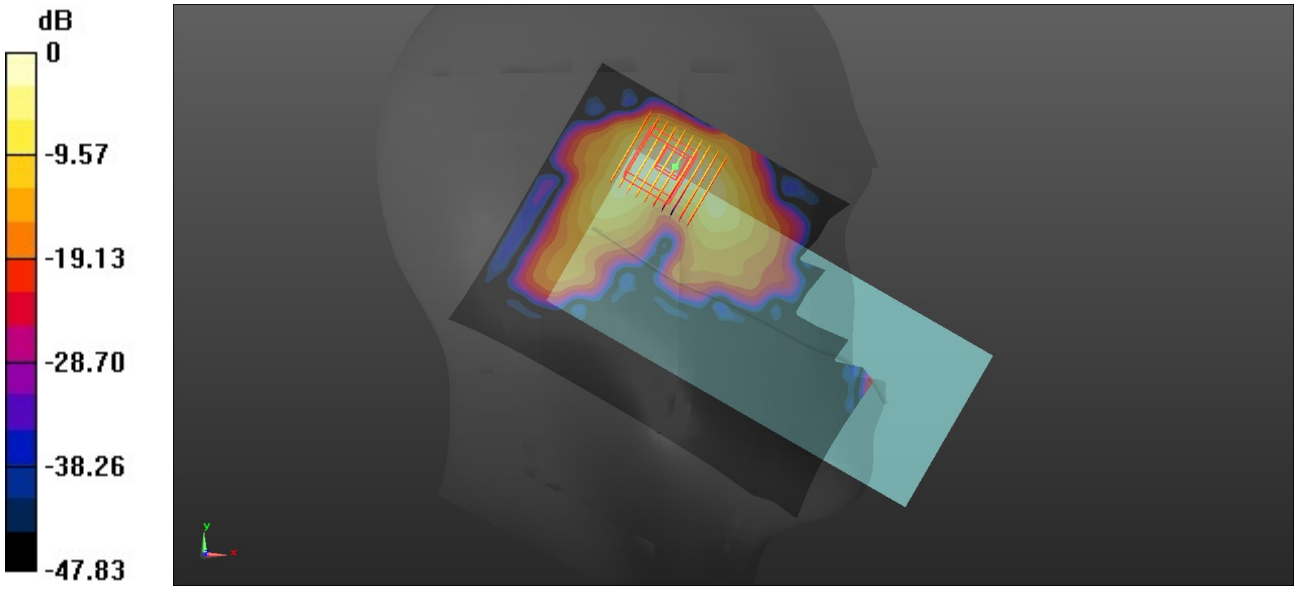


0 dB = 1.26 W/kg = 1.00 dBW/kg

Test Laboratory: Sporton International Inc. SAR/HAC Testing Lab Date: 2023/6/18

**16_FR1 n78_100M_QPSK_135RB_69Offset_Left Cheek_0mm_Ch633334**

Communication System: UID 0, 5G NR (0); Frequency: 3500.01 MHz;Duty Cycle: 1:1
Medium: HSL_3500 Medium parameters used: f = 3500.01 MHz; $\sigma$ = 2.81 S/m; $\varepsilon_r$ = 38.714; $\rho$ = 1000 kg/m$^3$
Ambient Temperature：23.2 ℃; Liquid Temperature：22.6 ℃

DASY5 Configuration:
- Probe: EX3DV4 - SN3857; ConvF(6.7, 6.7, 6.7); Calibrated: 2022/12/14
- Sensor-Surface: 1.4mm (Mechanical Surface Detection)
- Electronics: DAE4 Sn1303; Calibrated: 2022/11/24
- Phantom: Twin-SAM V5.0 (30deg probe tilt); Type: QD 000 P40 CD; Serial: TP-1842
- Measurement SW: DASY52, Version 52.10 (4); SEMCAD X Version 14.6.14 (7501)

**Area Scan (101x161x1):** Interpolated grid: dx=1.000 mm, dy=1.000 mm
Maximum value of SAR (interpolated) = 1.84 W/kg

**Zoom Scan (8x9x7)/Cube 0:** Measurement grid: dx=4mm, dy=4mm, dz=1.4mm
Reference Value = 6.044 V/m; Power Drift = -0.04 dB
Peak SAR (extrapolated) = 2.52 W/kg
**SAR(1 g) = 0.842 W/kg; SAR(10 g) = 0.293 W/kg**
Maximum value of SAR (measured) = 1.33 W/kg

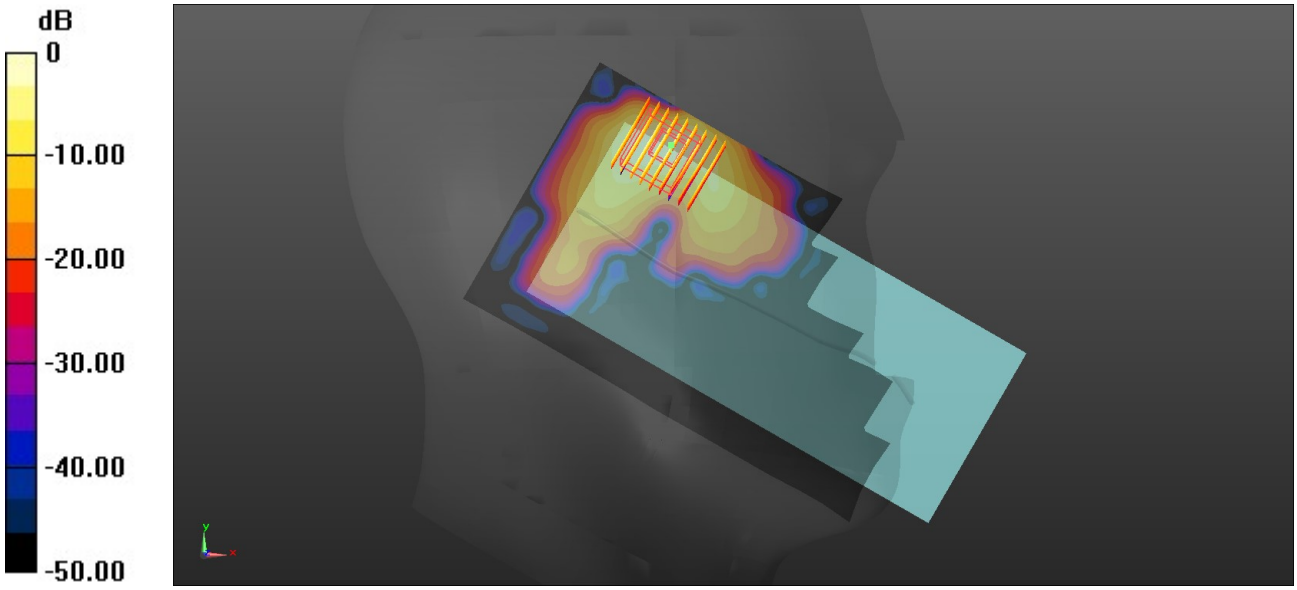


0 dB = 1.33 W/kg = 1.24 dBW/kg

**17_WLAN2.4GHz_802.11b 1Mbps_Left Cheek_0mm_Ch1**

Communication System: UID 0, WLAN2.4GHz (0); Frequency: 2412 MHz;Duty Cycle: 1:1.016
Medium: HSL_2450 Medium parameters used: f = 2412 MHz; $\sigma$ = 1.721 S/m; $\varepsilon_r$ = 39.477; $\rho$ = 1000 kg/m$^3$
Ambient Temperature：23.3 ℃; Liquid Temperature：22.6 ℃

DASY5 Configuration:
- Probe: ES3DV3 - SN3293; ConvF(4.51, 4.51, 4.51); Calibrated: 2022/11/22
- Sensor-Surface: 3mm (Mechanical Surface Detection)
- Electronics: DAE4 Sn1303; Calibrated: 2022/11/24
- Phantom: Twin-SAM V5.0 (30deg probe tilt); Type: QD 000 P40 CD; Serial: TP-1842
- Measurement SW: DASY52, Version 52.10 (4); SEMCAD X Version 14.6.14 (7501)

**Area Scan (91x141x1):** Interpolated grid: dx=1.200 mm, dy=1.200 mm
Maximum value of SAR (interpolated) = 0.969 W/kg

**Zoom Scan (8x8x7)/Cube 0:** Measurement grid: dx=5mm, dy=5mm, dz=5mm
Reference Value = 7.907 V/m; Power Drift = -0.02 dB
Peak SAR (extrapolated) = 1.88 W/kg
**SAR(1 g) = 0.707 W/kg; SAR(10 g) = 0.295 W/kg**
Maximum value of SAR (measured) = 0.995 W/kg

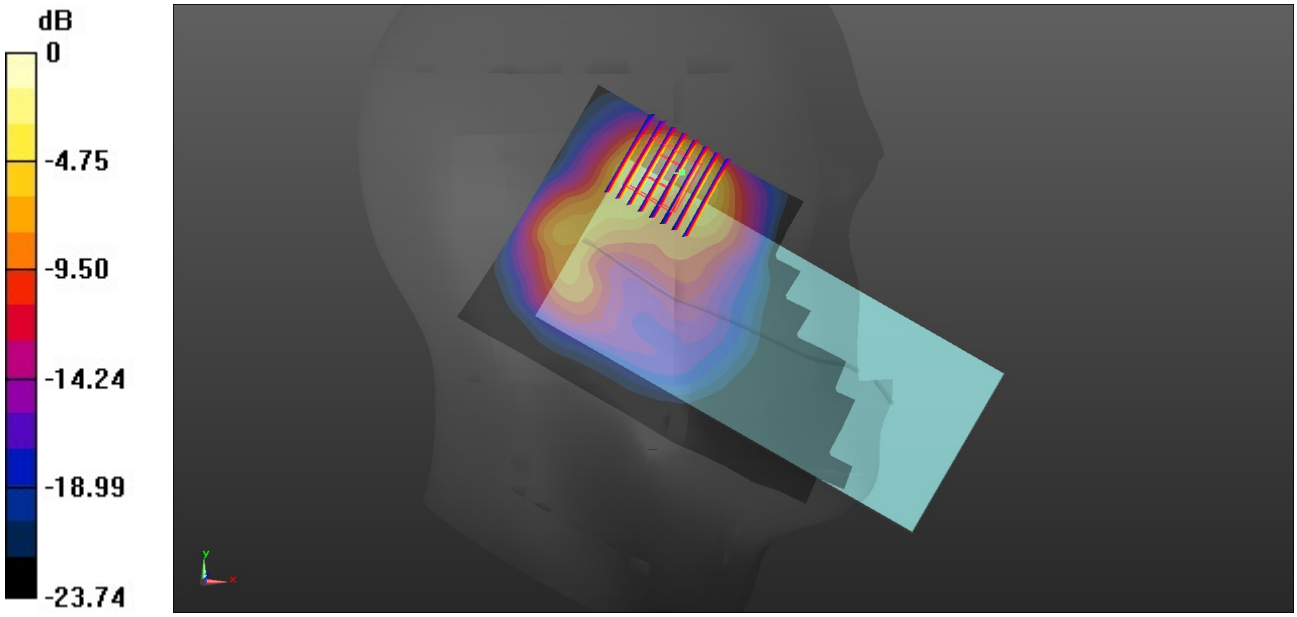


0 dB = 0.995 W/kg = -0.02 dBW/kg

**18_Bluetooth_1Mbps_Left Cheek_0mm_Ch39**

Communication System: UID 0, Bluetooth (0); Frequency: 2441 MHz;Duty Cycle: 1:1.302
Medium: HSL_2450 Medium parameters used: f = 2441 MHz; $\sigma$ = 1.734 S/m; $\varepsilon_r$ = 39.318; $\rho$ = 1000 kg/m$^3$
Ambient Temperature：23.3 ℃; Liquid Temperature：22.6 ℃

DASY5 Configuration:
- Probe: ES3DV3 - SN3293; ConvF(4.51, 4.51, 4.51); Calibrated: 2022/11/22
- Sensor-Surface: 3mm (Mechanical Surface Detection)
- Electronics: DAE4 Sn1303; Calibrated: 2022/11/24
- Phantom: Twin-SAM V5.0 (30deg probe tilt); Type: QD 000 P40 CD; Serial: TP-1842
- Measurement SW: DASY52, Version 52.10 (4); SEMCAD X Version 14.6.14 (7501)

**Area Scan (91x141x1):** Interpolated grid: dx=1.200 mm, dy=1.200 mm
Maximum value of SAR (interpolated) = 0.623 W/kg

**Zoom Scan (8x8x7)/Cube 0:** Measurement grid: dx=5mm, dy=5mm, dz=5mm
Reference Value = 4.711 V/m; Power Drift = -0.04 dB
Peak SAR (extrapolated) = 1.18 W/kg
**SAR(1 g) = 0.437 W/kg; SAR(10 g) = 0.185 W/kg**
Maximum value of SAR (measured) = 0.657 W/kg




0 dB = 0.657 W/kg = -1.82 dBW/kg

**19_WLAN5GHz_802.11n-HT40 MCS0_Left Cheek_0mm_Ch54**

Communication System: UID 0, WLAN5GHz (0); Frequency: 5270 MHz;Duty Cycle: 1:1.094
Medium: HSL_5000 Medium parameters used: f = 5270 MHz; $\sigma$ = 4.61 S/m; $\varepsilon_r$ = 36.284; $\rho$ = 1000 kg/m$^3$
Ambient Temperature：23.3 ℃; Liquid Temperature：22.7 ℃

DASY5 Configuration:
- Probe: EX3DV4 - SN3857; ConvF(5.21, 5.21, 5.21); Calibrated: 2022/12/14
- Sensor-Surface: 1.4mm (Mechanical Surface Detection)
- Electronics: DAE4 Sn1303; Calibrated: 2022/11/24
- Phantom: Twin-SAM V5.0 (30deg probe tilt); Type:QD 000 P40 CD; Serial: TP-1842
- Measurement SW: DASY52, Version 52.10 (4); SEMCAD X Version 14.6.14 (7501)

**Area Scan (101x161x1):** Interpolated grid: dx=1.000 mm, dy=1.000 mm
Maximum value of SAR (interpolated) = 0.948 W/kg

**Zoom Scan (9x9x7)/Cube 0:** Measurement grid: dx=4mm, dy=4mm, dz=1.4mm
Reference Value = 9.025 V/m; Power Drift = 0.08 dB
Peak SAR (extrapolated) = 2.28 W/kg
**SAR(1 g) = 0.658 W/kg; SAR(10 g) = 0.248 W/kg**
Maximum value of SAR (measured) = 0.875 W/kg

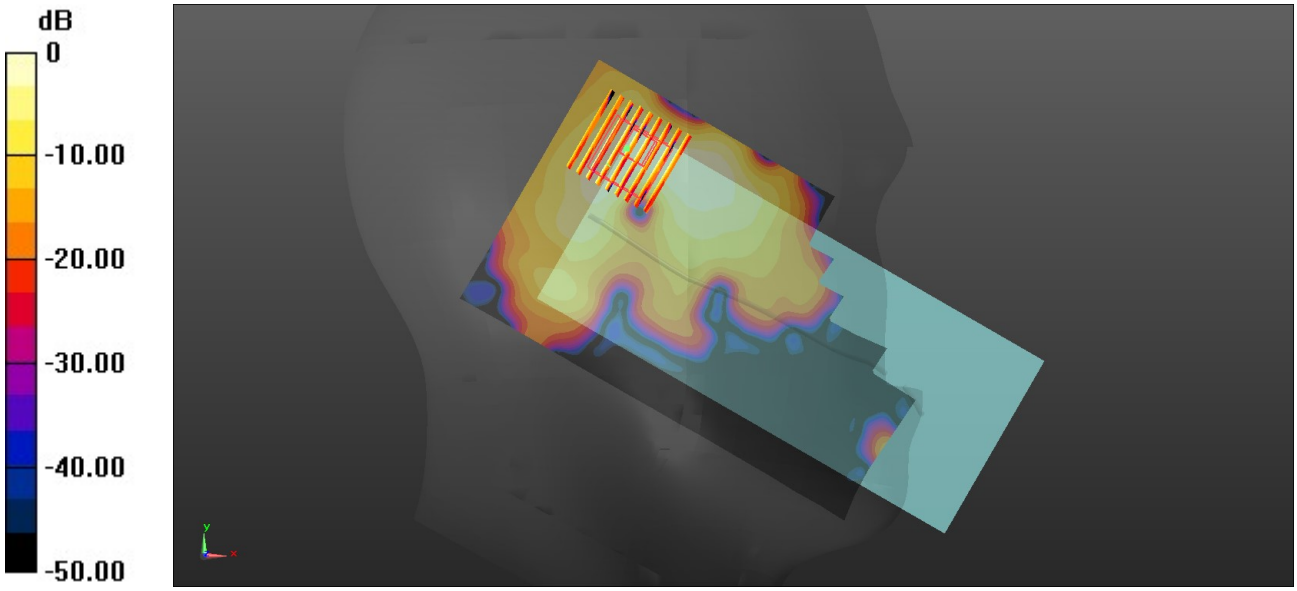


0 dB = 0.875 W/kg = -0.58 dBW/kg

Test Laboratory: Sporton International Inc. SAR/HAC Testing Lab Date: 2023/6/21

**20_WLAN5GHz_802.11n-HT40 MCS0_Left Cheek_0mm_Ch110**

Communication System: UID 0, WLAN5GHz (0); Frequency: 5550 MHz;Duty Cycle: 1:1.094
Medium: HSL_5000 Medium parameters used: f = 5550 MHz; $\sigma$ = 4.907 S/m; $\varepsilon_r$ = 35.849; $\rho$ = 1000 kg/m$^3$
Ambient Temperature：23.1 ℃; Liquid Temperature：22.6 ℃

DASY5 Configuration:
- Probe: EX3DV4 - SN3857; ConvF(4.86, 4.86, 4.86); Calibrated: 2022/12/14
- Sensor-Surface: 1.4mm (Mechanical Surface Detection)
- Electronics: DAE4 Sn1303; Calibrated: 2022/11/24
- Phantom: Twin-SAM V5.0 (30deg probe tilt); Type:QD 000 P40 CD; Serial: TP-1842
- Measurement SW: DASY52, Version 52.10 (4); SEMCAD X Version 14.6.14 (7501)

**Area Scan (101x161x1):** Interpolated grid: dx=1.000 mm, dy=1.000 mm
Maximum value of SAR (interpolated) = 0.578 W/kg

**Zoom Scan (8x8x7)/Cube 0:** Measurement grid: dx=4mm, dy=4mm, dz=1.4mm
Reference Value = 5.336 V/m; Power Drift = 0.09 dB
Peak SAR (extrapolated) = 1.30 W/kg
**SAR(1 g) = 0.363 W/kg; SAR(10 g) = 0.132 W/kg**
Maximum value of SAR (measured) = 0.556 W/kg

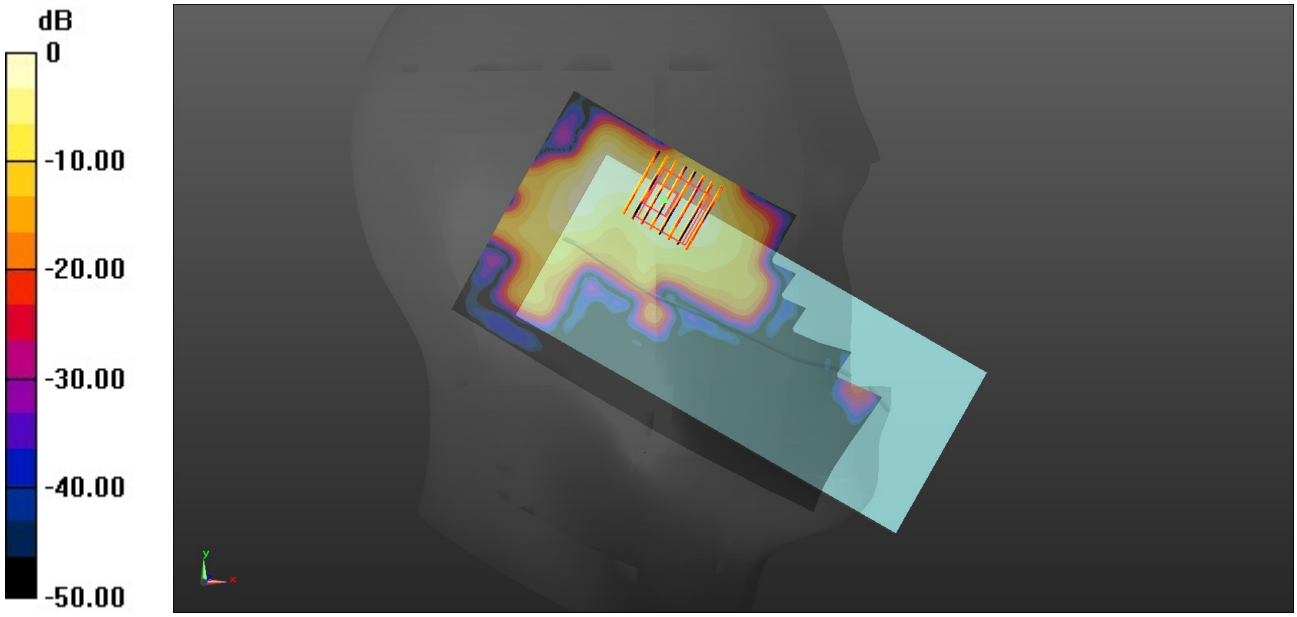


0 dB = 0.556 W/kg = -2.55 dBW/kg

**21_WLAN5GHz_802.11n-HT40 MCS0_Left Cheek_0mm_Ch159**

Communication System: UID 0, WLAN5GHz (0); Frequency: 5795 MHz;Duty Cycle: 1:1.094
Medium: HSL_5000 Medium parameters used: f = 5795 MHz; $\sigma$ = 5.175 S/m; $\varepsilon_r$ = 35.498; $\rho$ = 1000 kg/m$^3$
Ambient Temperature：23.3 ℃; Liquid Temperature：22.9 ℃

DASY5 Configuration:
- Probe: EX3DV4 - SN3857; ConvF(4.93, 4.93, 4.93); Calibrated: 2022/12/14
- Sensor-Surface: 1.4mm (Mechanical Surface Detection)
- Electronics: DAE4 Sn1303; Calibrated: 2022/11/24
- Phantom: Twin-SAM V5.0 (30deg probe tilt); Type:QD 000 P40 CD; Serial: TP-1842
- Measurement SW: DASY52, Version 52.10 (4); SEMCAD X Version 14.6.14 (7501)

**Area Scan (101x161x1):** Interpolated grid: dx=1.000 mm, dy=1.000 mm
Maximum value of SAR (interpolated) = 0.735 W/kg

**Zoom Scan (9x9x7)/Cube 0:** Measurement grid: dx=4mm, dy=4mm, dz=1.4mm
Reference Value = 7.804 V/m; Power Drift = -0.08 dB
Peak SAR (extrapolated) = 2.00 W/kg
**SAR(1 g) = 0.256 W/kg; SAR(10 g) = 0.089 W/kg**
Maximum value of SAR (measured) = 0.644 W/kg

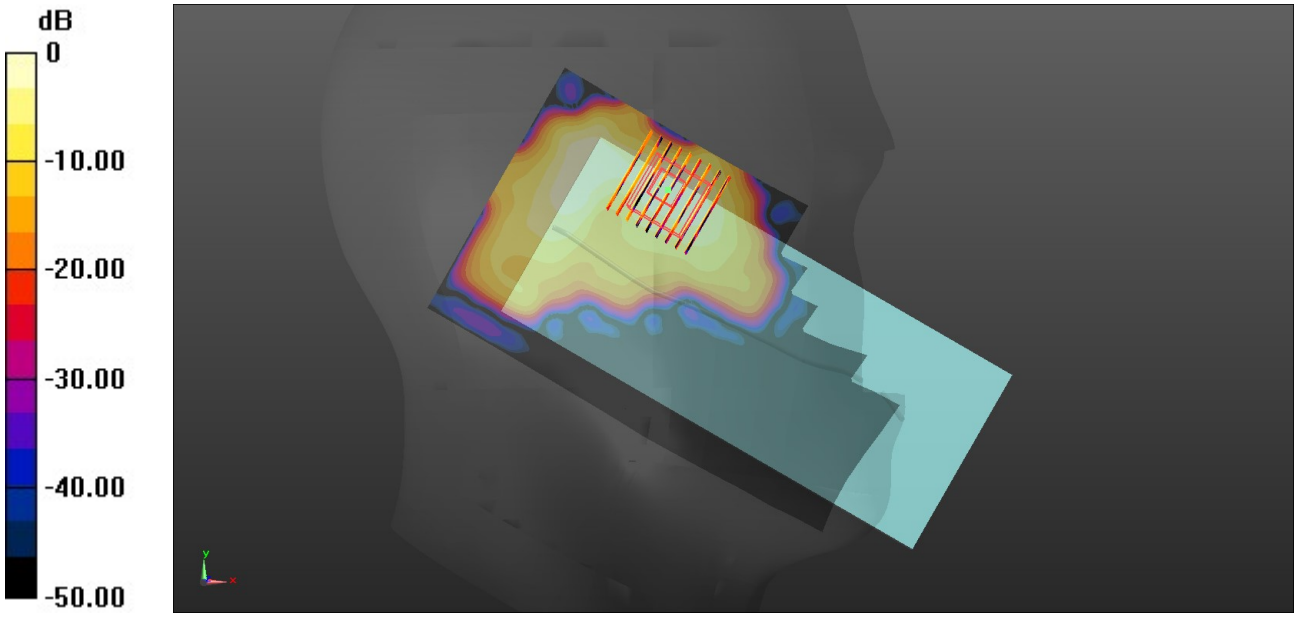


0 dB = 0.644 W/kg = -1.91 dBW/kg

Test Laboratory: Sporton International Inc. SAR/HAC Testing Lab Date: 2023/6/2

**22_LTE Band 12_10M_QPSK_1RB_0Offset_Back 10mm_Ch23095**

Communication System: UID 0, LTE-FDD (0); Frequency: 707.5 MHz;Duty Cycle: 1:1
Medium: HSL_750 Medium parameters used: f = 707.5 MHz; $\sigma$ = 0.889 S/m; $\varepsilon_r$ = 42.16; $\rho$ = 1000 kg/m$^3$
Ambient Temperature：23.3 ℃; Liquid Temperature：22.6 ℃

DASY5 Configuration:
- Probe: ES3DV3 - SN3293; ConvF(6.62, 6.62, 6.62); Calibrated: 2022/11/22
- Sensor-Surface: 3mm (Mechanical Surface Detection)
- Electronics: DAE4 Sn1303; Calibrated: 2022/11/24
- Phantom: Twin-SAM V5.0 (30deg probe tilt); Type: QD 000 P40 CD; Serial: TP-1842
- Measurement SW: DASY52, Version 52.10 (4); SEMCAD X Version 14.6.14 (7501)

**Area Scan (71x131x1):** Interpolated grid: dx=1.500 mm, dy=1.500 mm
Maximum value of SAR (interpolated) = 0.279 W/kg

**Zoom Scan (5x5x7)/Cube 0:** Measurement grid: dx=8mm, dy=8mm, dz=5mm
Reference Value = 12.56 V/m; Power Drift = -0.01 dB
Peak SAR (extrapolated) = 0.401 W/kg
**SAR(1 g) = 0.231 W/kg; SAR(10 g) = 0.142 W/kg**
Maximum value of SAR (measured) = 0.273 W/kg

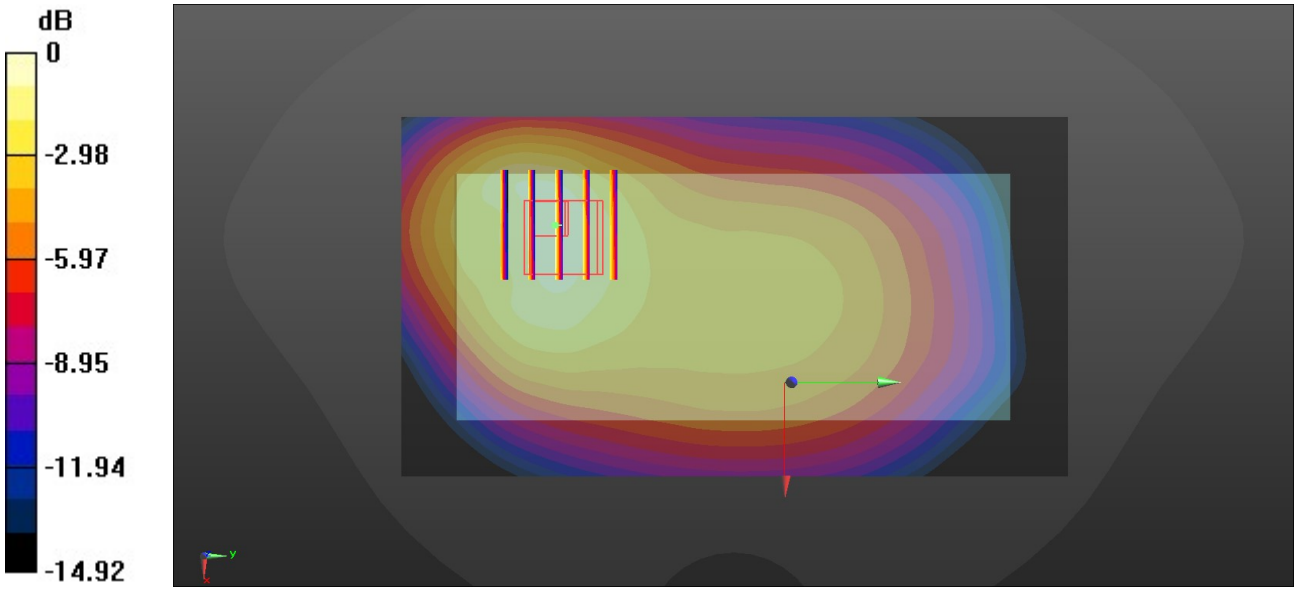


0 dB = 0.273 W/kg = -5.64 dBW/kg

Test Laboratory: Sporton International Inc. SAR/HAC Testing Lab Date: 2023/6/2

**23_LTE Band 13_10M_QPSK_1RB_0Offset_Back 10mm_Ch23230**

Communication System: UID 0, LTE-FDD (0); Frequency: 782 MHz;Duty Cycle: 1:1
Medium: HSL_750 Medium parameters used: f = 782 MHz; σ = 0.895 S/m; $\varepsilon_r$ = 42.435; ρ = 1000 kg/m$^3$
Ambient Temperature：23.3 °C; Liquid Temperature：22.6 °C

DASY5 Configuration:
- Probe: ES3DV3 - SN3293; ConvF(6.62, 6.62, 6.62); Calibrated: 2022/11/22
- Sensor-Surface: 3mm (Mechanical Surface Detection)
- Electronics: DAE4 Sn1303; Calibrated: 2022/11/24
- Phantom: Twin-SAM V5.0 (30deg probe tilt); Type: QD 000 P40 CD; Serial: TP-1842
- Measurement SW: DASY52, Version 52.10 (4); SEMCAD X Version 14.6.14 (7501)

**Area Scan (71x131x1):** Interpolated grid: dx=1.500 mm, dy=1.500 mm
Maximum value of SAR (interpolated) = 0.426 W/kg

**Zoom Scan (6x6x7)/Cube 0:** Measurement grid: dx=8mm, dy=8mm, dz=5mm
Reference Value = 14.32 V/m; Power Drift = 0.07 dB
Peak SAR (extrapolated) = 0.579 W/kg
**SAR(1 g) = 0.343 W/kg; SAR(10 g) = 0.213 W/kg**
Maximum value of SAR (measured) = 0.411 W/kg

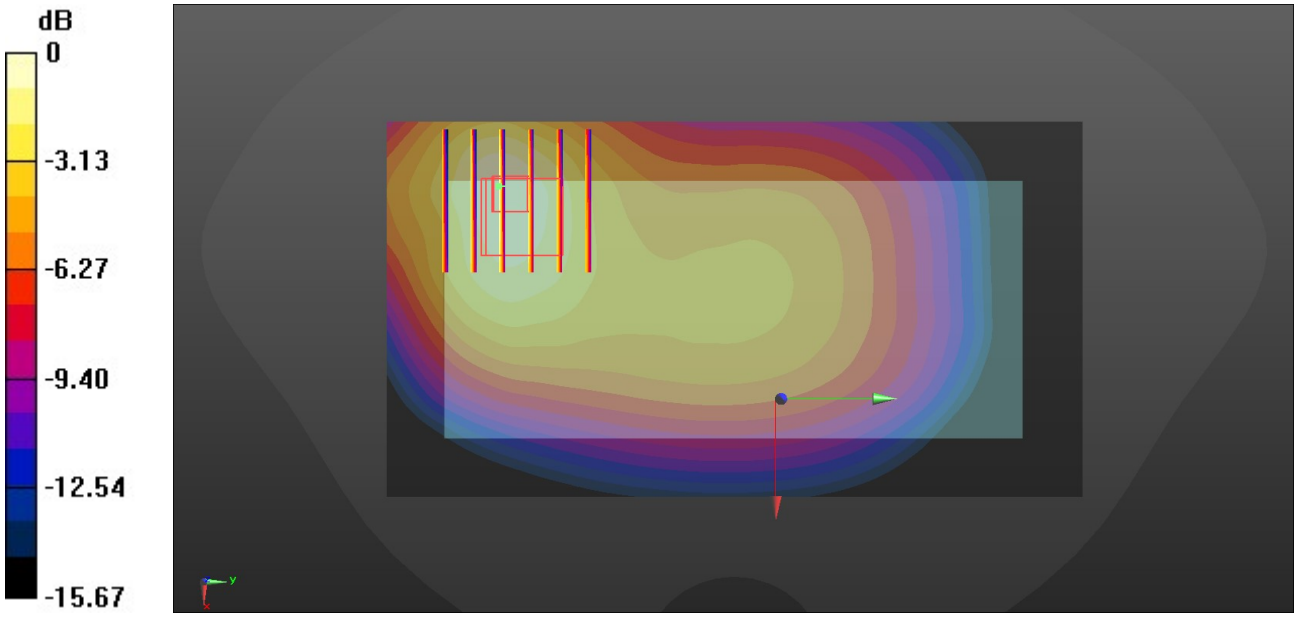


0 dB = 0.411 W/kg = -3.86 dBW/kg

Test Laboratory: Sporton International Inc. SAR/HAC Testing Lab Date: 2023/6/3

**24_GSM850_GPRS (4 Tx slots)_Front _10mm_Ch189**

Communication System: UID 0, GSM850 (0); Frequency: 836.4 MHz;Duty Cycle: 1:2.08
Medium: HSL_835 Medium parameters used: f = 836.4 MHz; $\sigma$ = 0.913 S/m; $\varepsilon_r$ = 41.927; $\rho$ = 1000 kg/m$^3$
Ambient Temperature：23.3 ℃; Liquid Temperature：22.7 ℃

DASY5 Configuration:
- Probe: ES3DV3 - SN3293; ConvF(6.39, 6.39, 6.39); Calibrated: 2022/11/22
- Sensor-Surface: 3mm (Mechanical Surface Detection)
- Electronics: DAE4 Sn1303; Calibrated: 2022/11/24
- Phantom: Twin-SAM V5.0 (30deg probe tilt); Type: QD 000 P40 CD; Serial: TP-1842
- Measurement SW: DASY52, Version 52.10 (4); SEMCAD X Version 14.6.14 (7501)

**Area Scan (71x131x1):** Interpolated grid: dx=1.500 mm, dy=1.500 mm
Maximum value of SAR (interpolated) = 0.472 W/kg

**Zoom Scan (6x6x7)/Cube 0:** Measurement grid: dx=8mm, dy=8mm, dz=5mm
Reference Value = 13.78 V/m; Power Drift = 0.04 dB
Peak SAR (extrapolated) = 0.638 W/kg
**SAR(1 g) = 0.384 W/kg; SAR(10 g) = 0.238 W/kg**
Maximum value of SAR (measured) = 0.458 W/kg

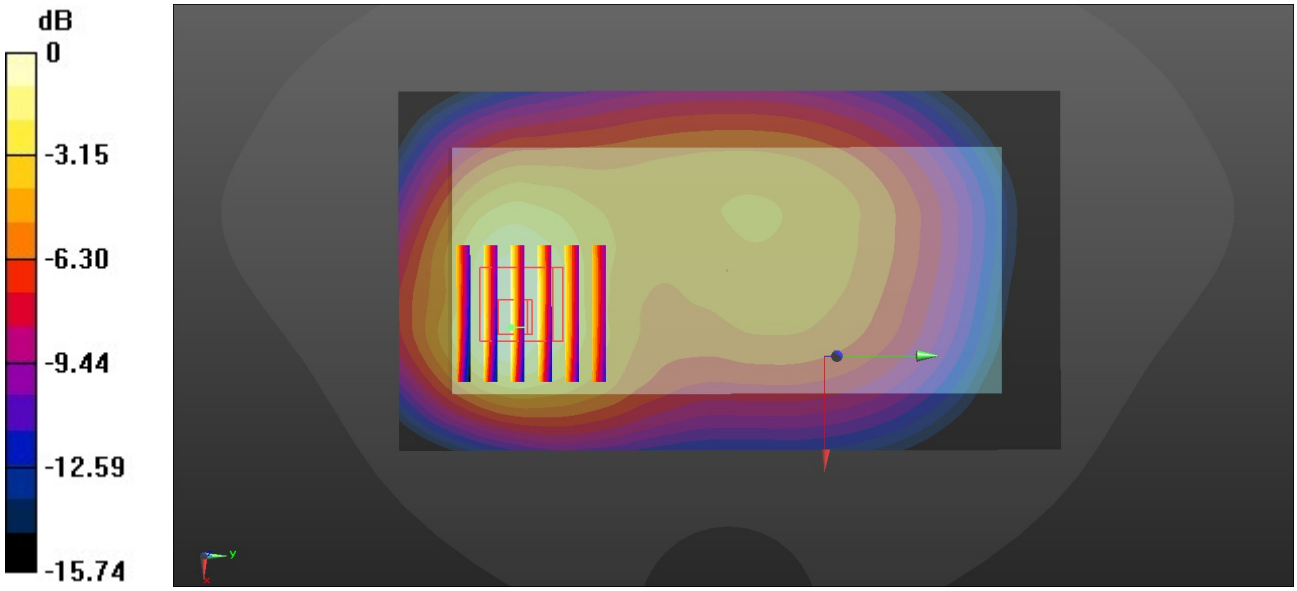


0 dB = 0.458 W/kg = -3.39 dBW/kg

Test Laboratory: Sporton International Inc. SAR/HAC Testing Lab Date: 2023/6/3

**25_WCDMA V_RMC 12.2Kbps_Front _10mm_Ch4182**

Communication System: UID 0, WCDMA (0); Frequency: 836.4 MHz;Duty Cycle: 1:1
Medium: HSL_835 Medium parameters used: f = 836.4 MHz; $\sigma$ = 0.913 S/m; $\varepsilon_r$ = 41.927; $\rho$ = 1000 kg/m$^3$
Ambient Temperature：23.3 ℃; Liquid Temperature：22.7 ℃

DASY5 Configuration:
- Probe: ES3DV3 - SN3293; ConvF(6.39, 6.39, 6.39); Calibrated: 2022/11/22
- Sensor-Surface: 3mm (Mechanical Surface Detection)
- Electronics: DAE4 Sn1303; Calibrated: 2022/11/24
- Phantom: Twin-SAM V5.0 (30deg probe tilt); Type: QD 000 P40 CD; Serial: TP-1842
- Measurement SW: DASY52, Version 52.10 (4); SEMCAD X Version 14.6.14 (7501)

**Area Scan (71x131x1):** Interpolated grid: dx=1.500 mm, dy=1.500 mm
Maximum value of SAR (interpolated) = 0.516 W/kg

**Zoom Scan (6x6x7)/Cube 0:** Measurement grid: dx=8mm, dy=8mm, dz=5mm
Reference Value = 14.39 V/m; Power Drift = 0.06 dB
Peak SAR (extrapolated) = 0.711 W/kg
**SAR(1 g) = 0.423 W/kg; SAR(10 g) = 0.262 W/kg**
Maximum value of SAR (measured) = 0.508 W/kg

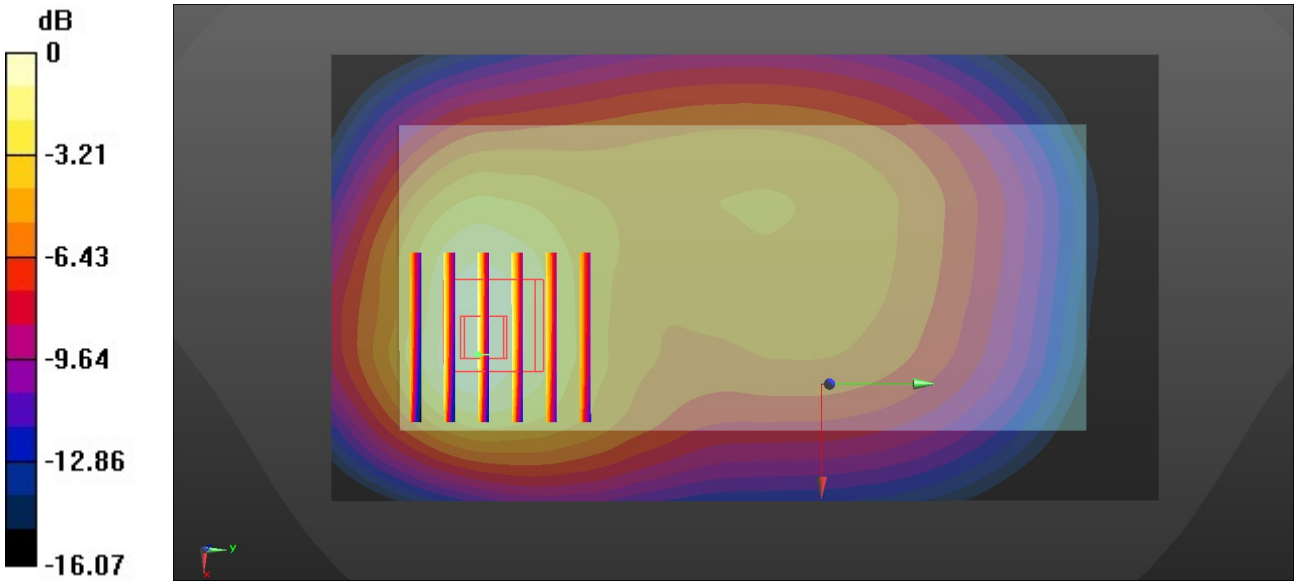


0 dB = 0.508 W/kg = -2.94 dBW/kg