11AX20MIMO_Ant7_2412_26Tone_RU0_30~1000

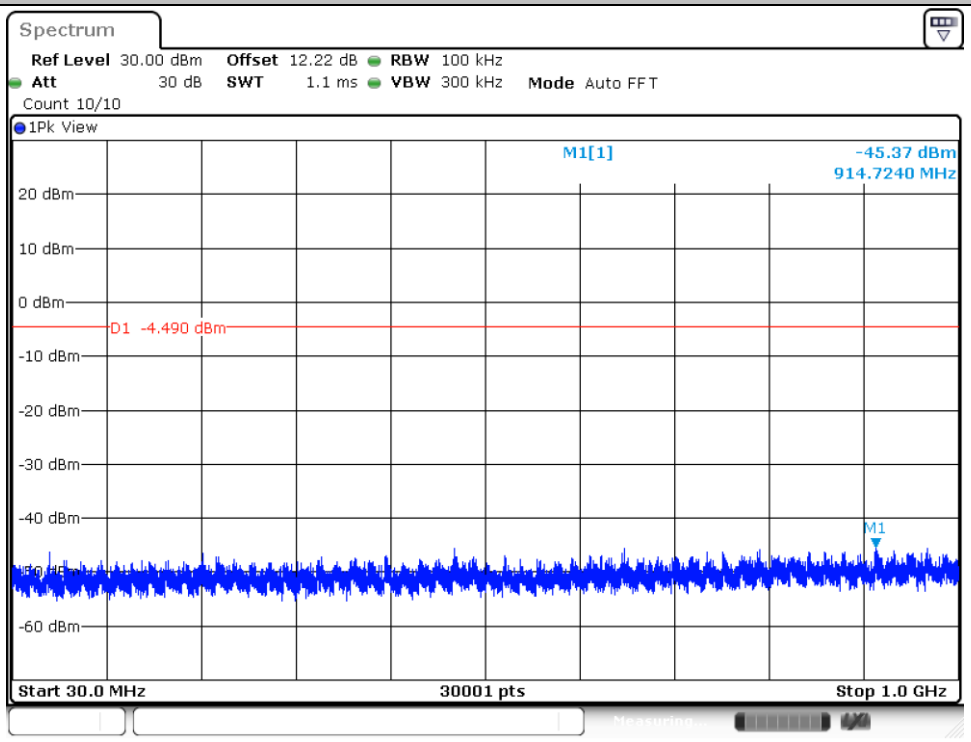

Date: 13.OCT.2024 09:16:06

11AX20MIMO_Ant7_2412_26Tone_RU0_1000~26500

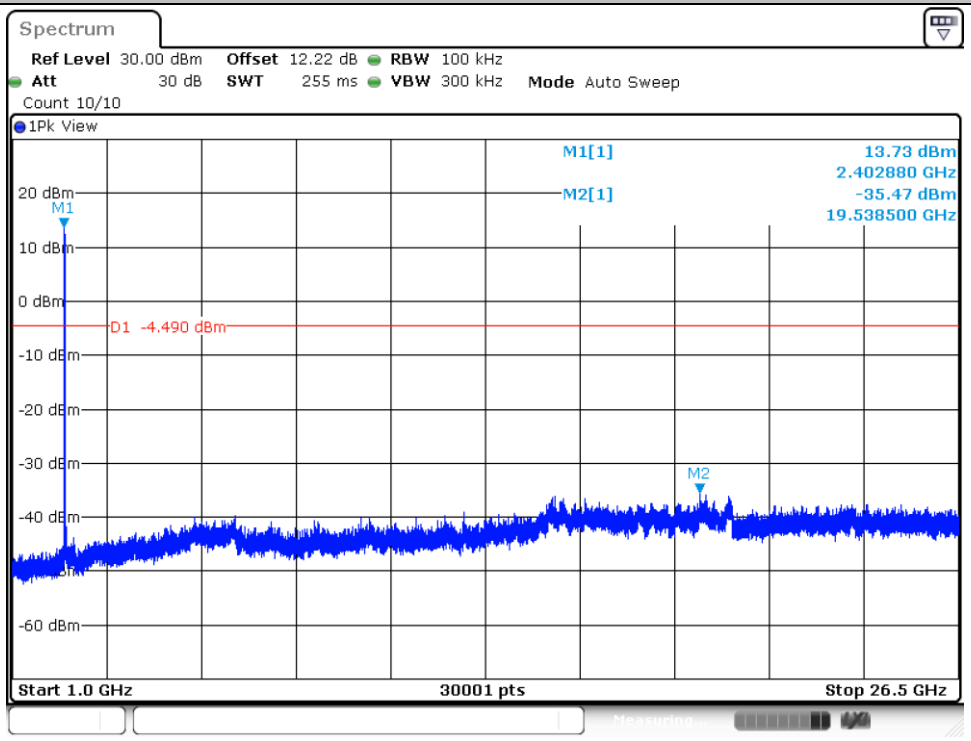

Date: 13.OCT.2024 09:16:28

11AX20MIMO_Ant7_2412_52Tone_RU37_30~1000

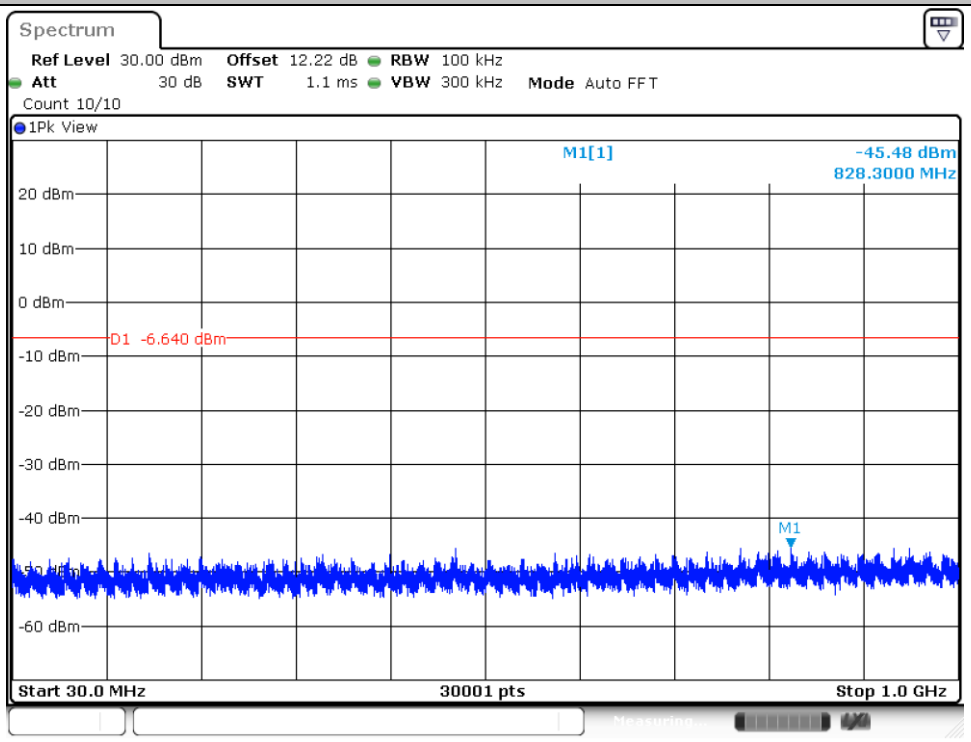

Date: 13.OCT.2024 09:18:43

11AX20MIMO_Ant7_2412_52Tone_RU37_1000~26500

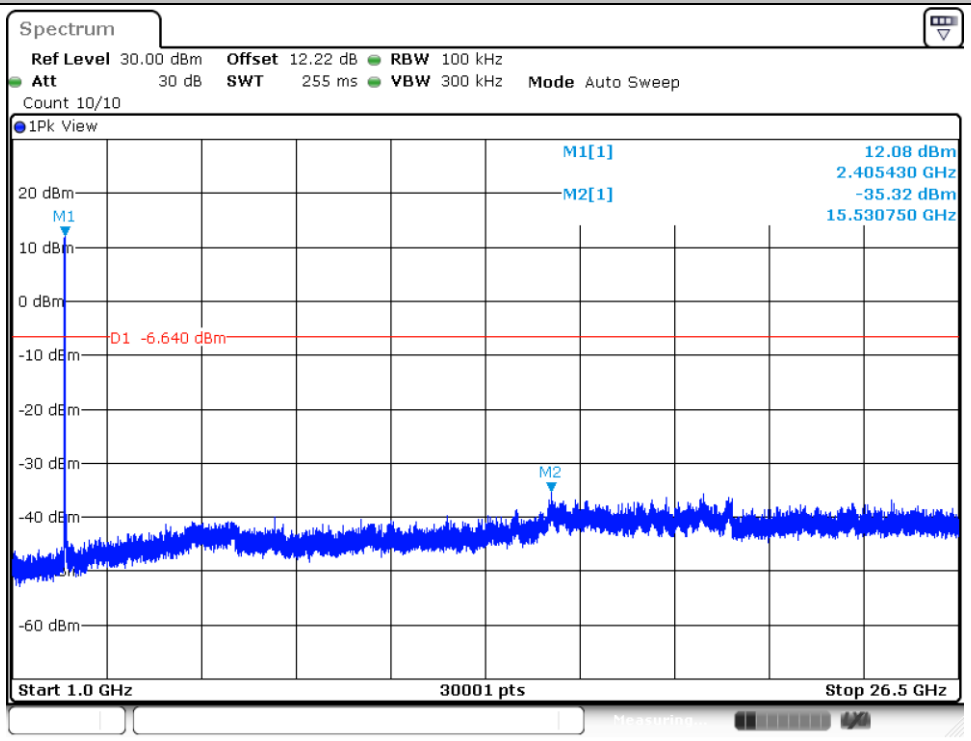

Date: 13.OCT.2024 09:19:05

11AX20MIMO_Ant7_2412_106Tone_RU53_30~1000

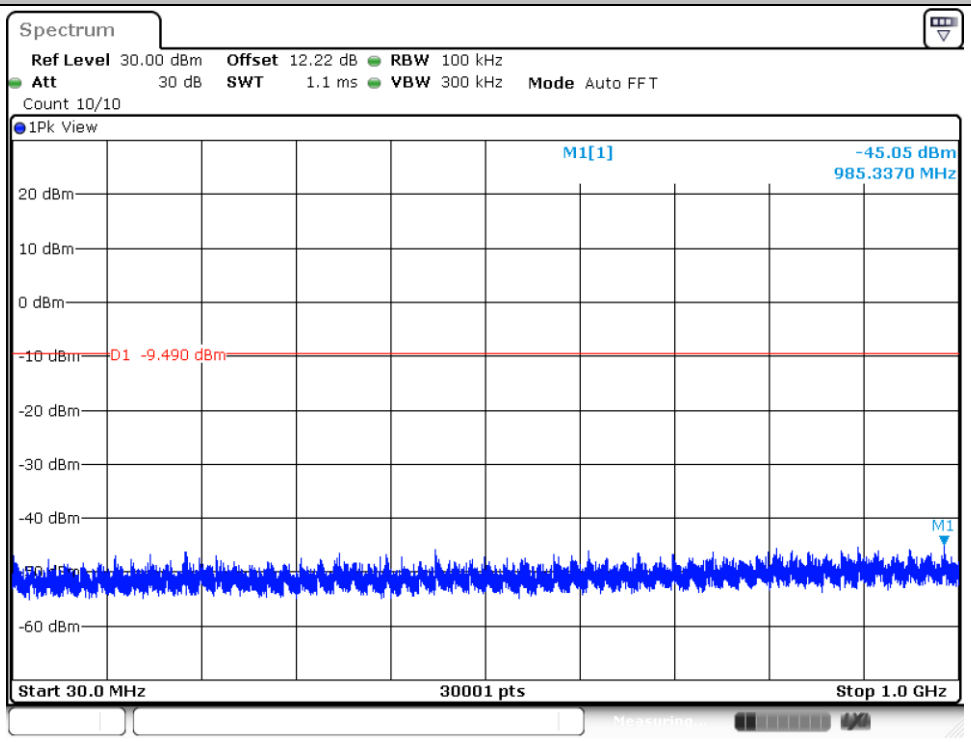

Date: 13.OCT.2024 09:20:58

11AX20MIMO_Ant7_2412_106Tone_RU53_1000~26500

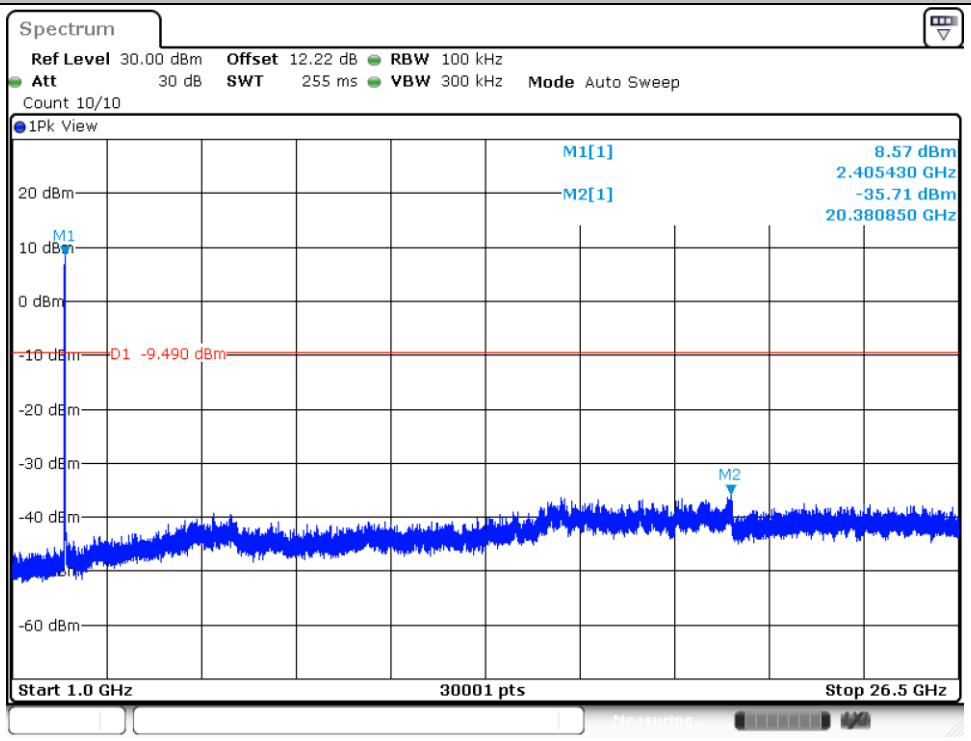

Date: 13.OCT.2024 09:21:20

11AX20MIMO_Ant17_2462_26Tone_RU8_30~1000

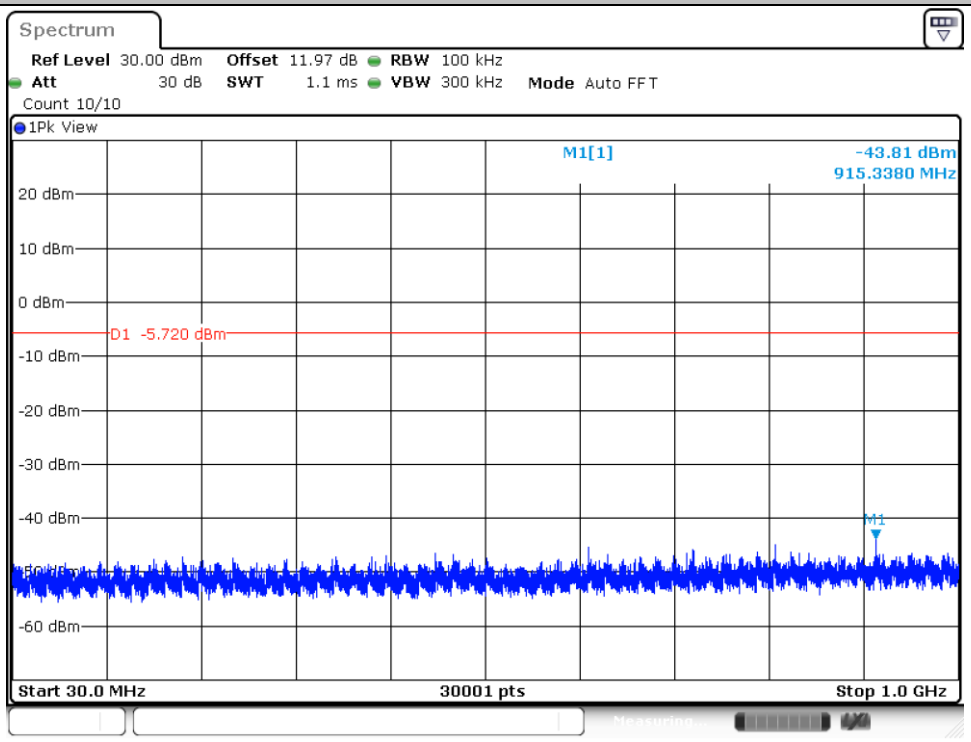

Date: 13.OCT.2024 09:22:29

11AX20MIMO_Ant17_2462_26Tone_RU8_1000~26500

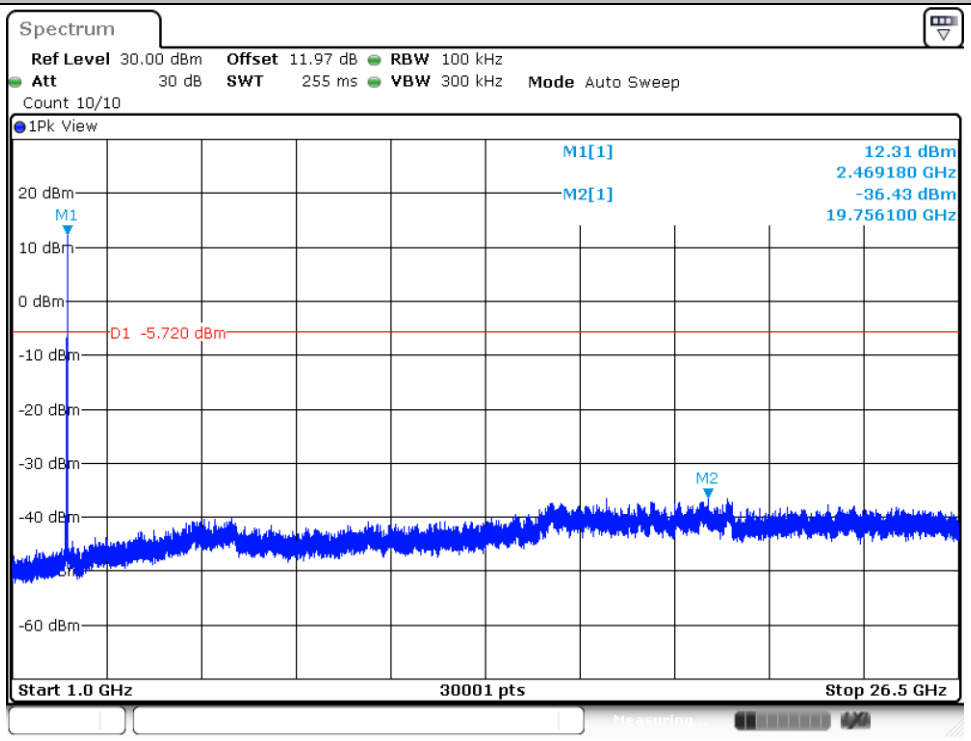

Date: 13.OCT.2024 09:22:51

11AX20MIMO_Ant17_2462_52Tone_RU40_30~1000

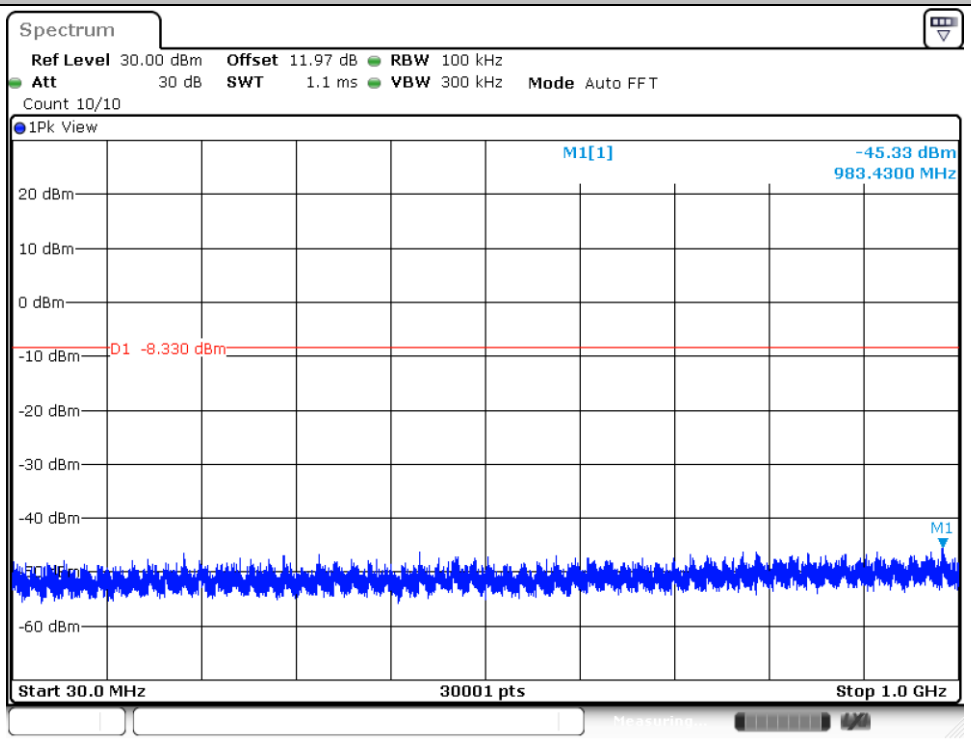

Date: 13.OCT.2024 09:24:51

11AX20MIMO_Ant17_2462_52Tone_RU40_1000~26500

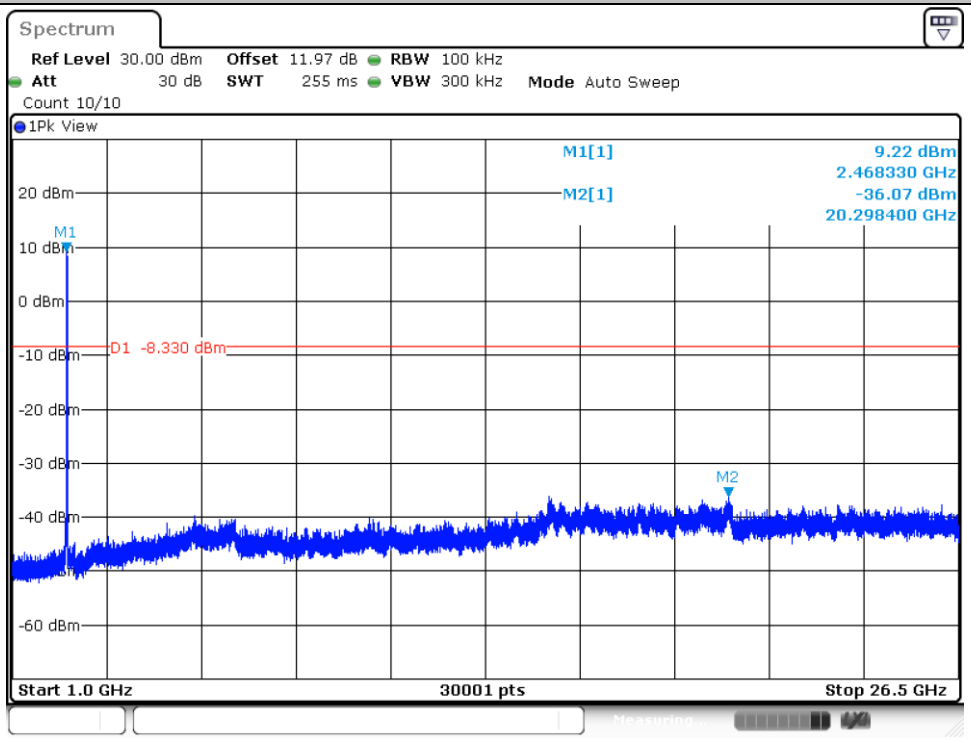

Date: 13.OCT.2024 09:25:13

11AX20MIMO_Ant17_2462_106Tone_RU54_30~1000

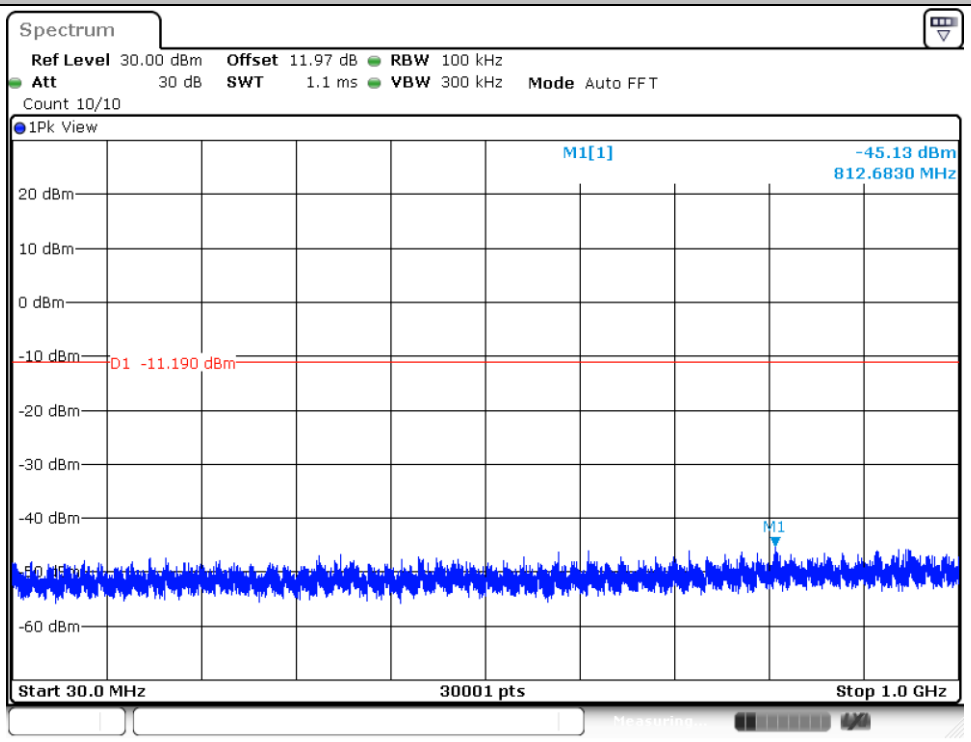

Date: 13.OCT.2024 09:27:43

11AX20MIMO_Ant17_2462_106Tone_RU54_1000~26500

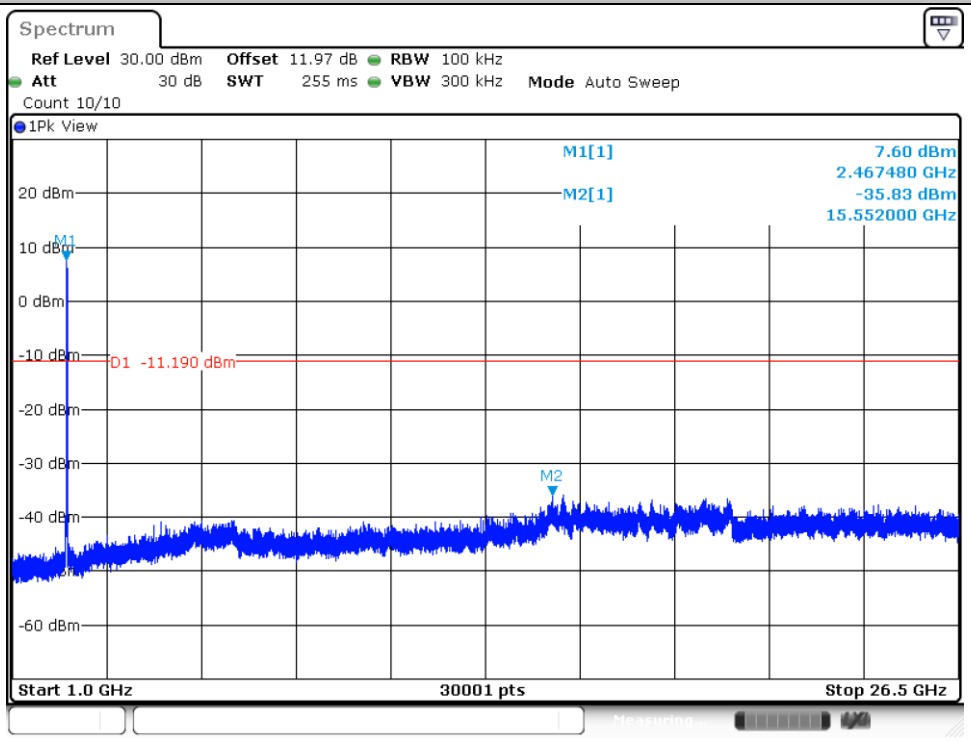

Date: 13.OCT.2024 09:28:05

11AX20MIMO_Ant7_2462_26Tone_RU8_30~1000

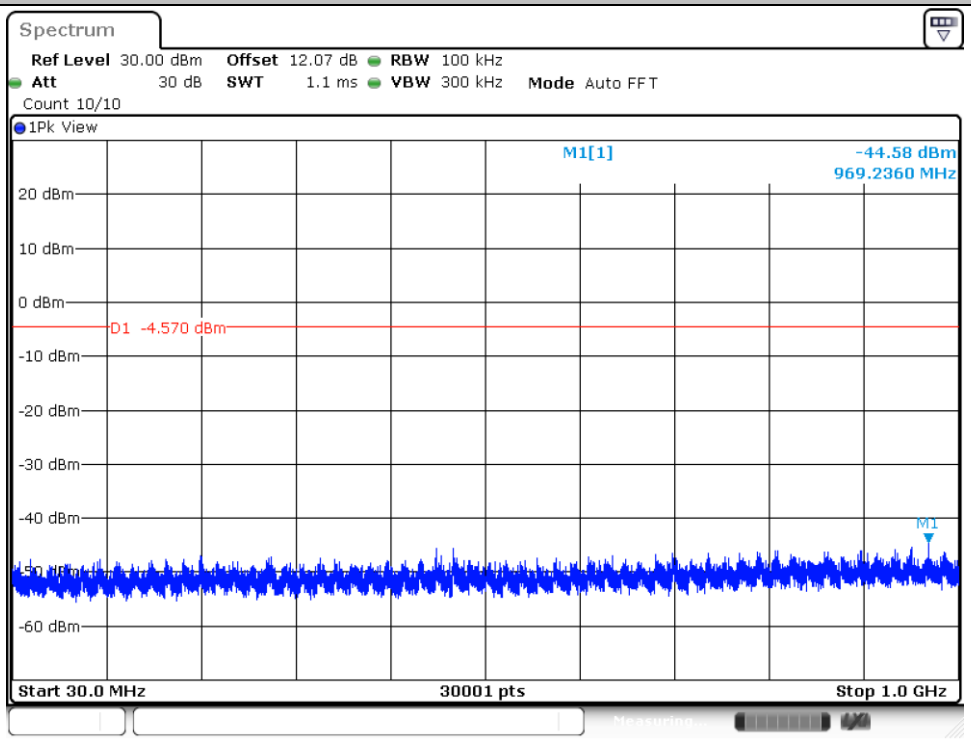

Date: 13.OCT.2024 09:23:25

11AX20MIMO_Ant7_2462_26Tone_RU8_1000~26500

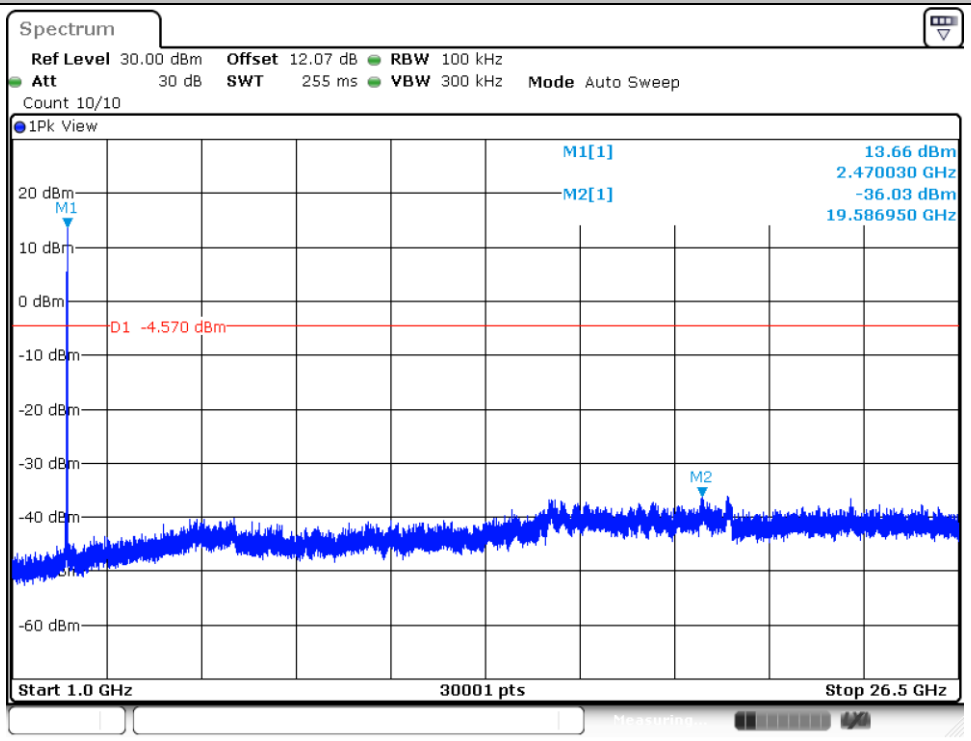

Date: 13.OCT.2024 09:23:47

11AX20MIMO_Ant7_2462_52Tone_RU40_30~1000

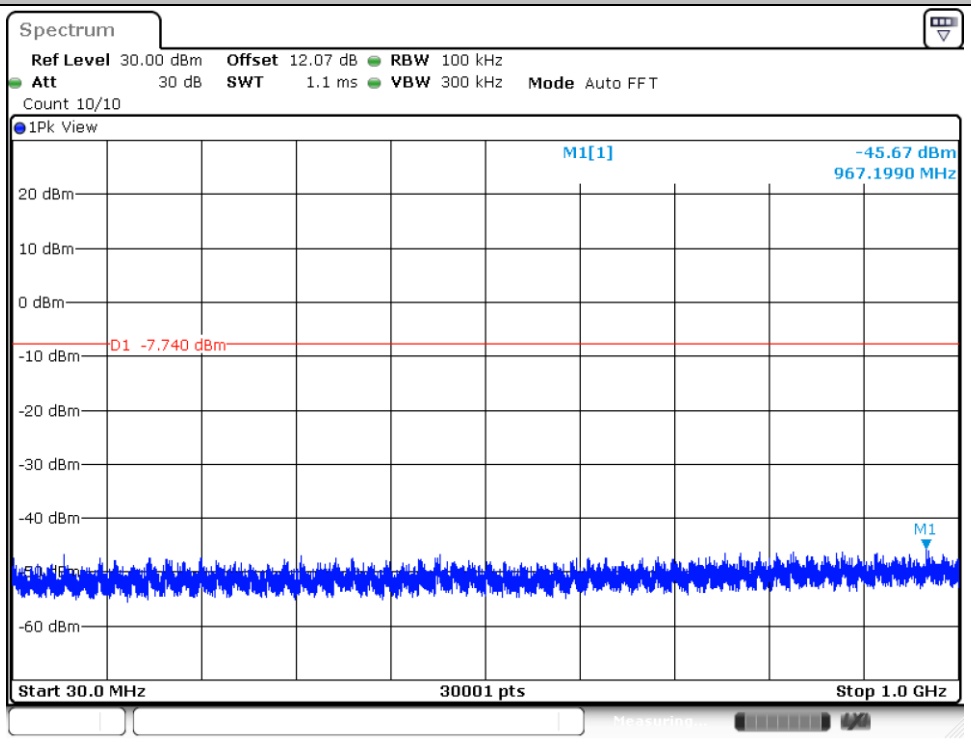

Date: 13.OCT.2024 09:25:47

11AX20MIMO_Ant7_2462_52Tone_RU40_1000~26500

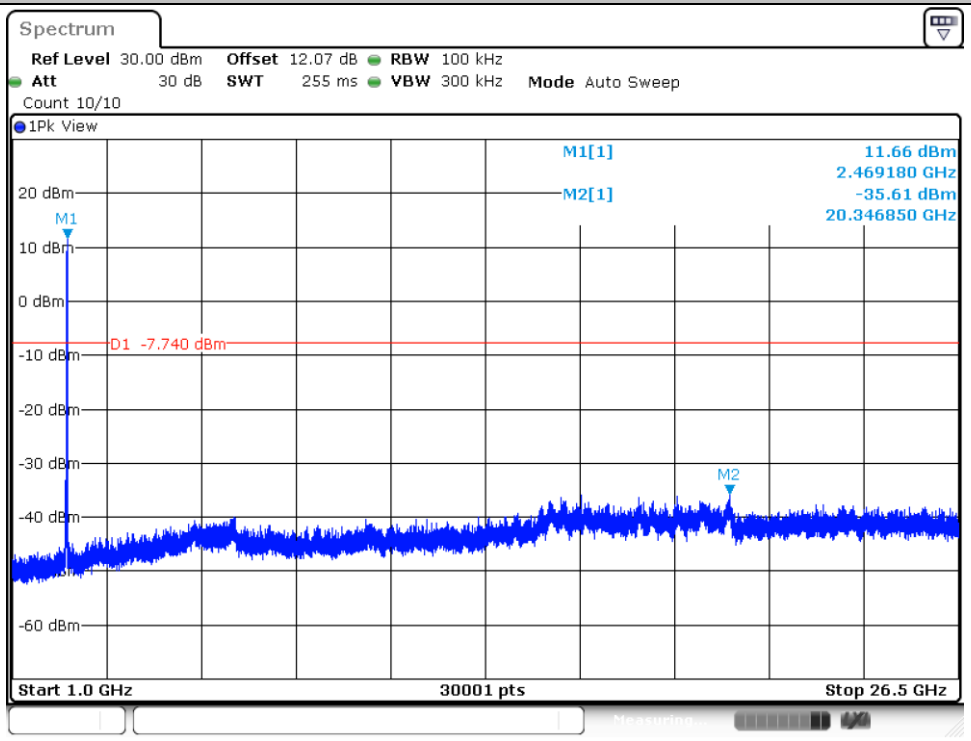

Date: 13.OCT.2024 09:26:09

11AX20MIMO_Ant7_2462_106Tone_RU54_30~1000

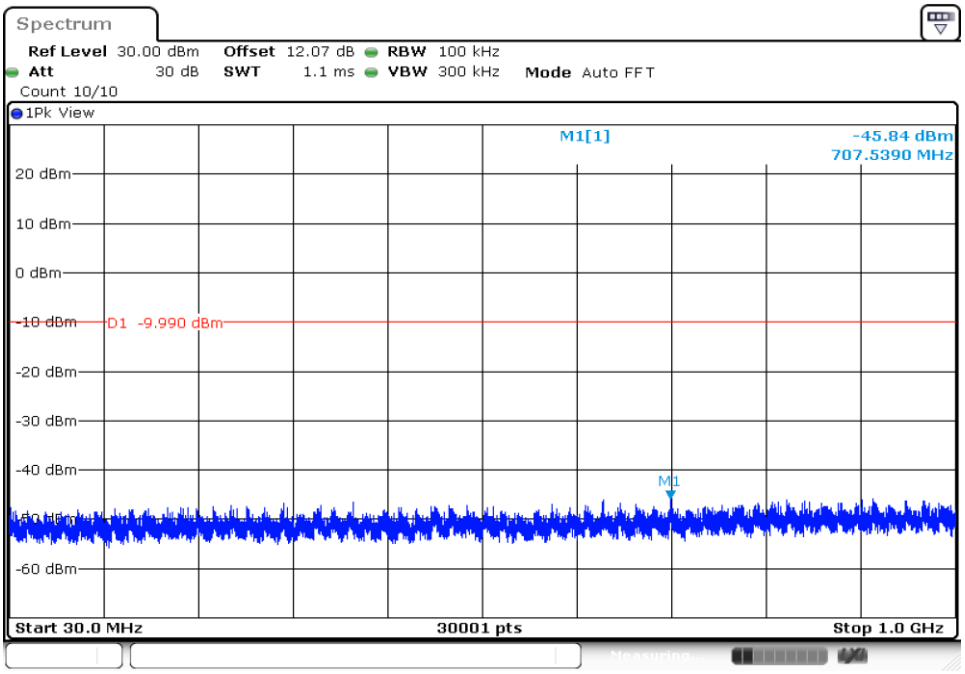

Date: 13.OCT.2024 09:28:39

11AX20MIMO_Ant7_2462_106Tone_RU54_1000~26500

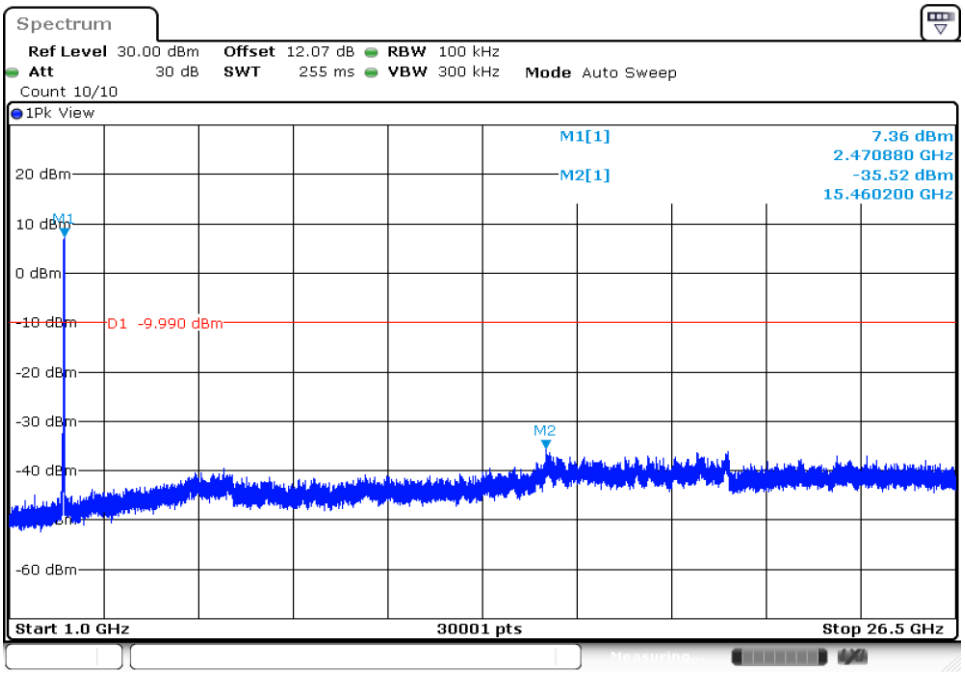

Date: 13.OCT.2024 09:29:01

Appendix B. AC Conducted Emission Test Results

Test Engineer :	Nathon	**Temperature :**	22~24℃
		Relative Humidity :	44~50%
Test Voltage :	120Vac / 60Hz	**Phase :**	Line
Remark :	#13&#14 is NFC fundamental signal which can be ignored.		

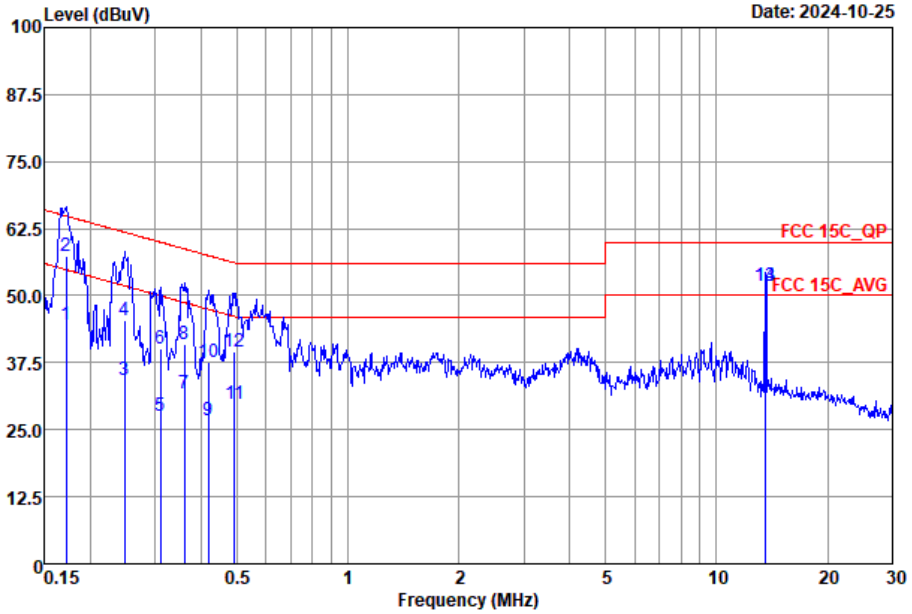

Site : CO02-SZ
Condition : FCC 15C_QP LISN_2024-L LINE

		Freq MHz	Level dBuV	Over Limit dB	Limit Line dBuV	Read Level dBuV	LISN Factor dB	Cable Loss dB	Remark
1		0.17	44.56	-10.30	54.86	24.30	10.10	10.16	Average
2	*	0.17	57.26	-7.60	64.86	37.00	10.10	10.16	QP
3		0.25	34.19	-17.63	51.82	14.00	10.04	10.15	Average
4		0.25	45.39	-16.43	61.82	25.20	10.04	10.15	QP
5		0.31	27.57	-22.40	49.97	7.40	10.02	10.15	Average
6		0.31	40.17	-19.80	59.97	20.00	10.02	10.15	QP
7		0.36	31.67	-17.07	48.74	11.50	10.00	10.17	Average
8		0.36	40.87	-17.87	58.74	20.70	10.00	10.17	QP
9		0.42	26.77	-20.69	47.46	6.60	9.99	10.18	Average
10		0.42	37.57	-19.89	57.46	17.40	9.99	10.18	QP
11		0.49	29.68	-16.46	46.14	9.50	9.98	10.20	Average
12		0.49	39.68	-16.46	56.14	19.50	9.98	10.20	QP
13	*	13.56	51.83			31.80	9.59	10.44	Average
14		13.56	51.93			31.90	9.59	10.44	QP

Test Engineer :	Nathon	**Temperature :**	22~24℃
		Relative Humidity :	44~50%
Test Voltage :	120Vac / 60Hz	**Phase :**	Neutral
Remark :	#13&#14 is NFC fundamental signal which can be ignored.		

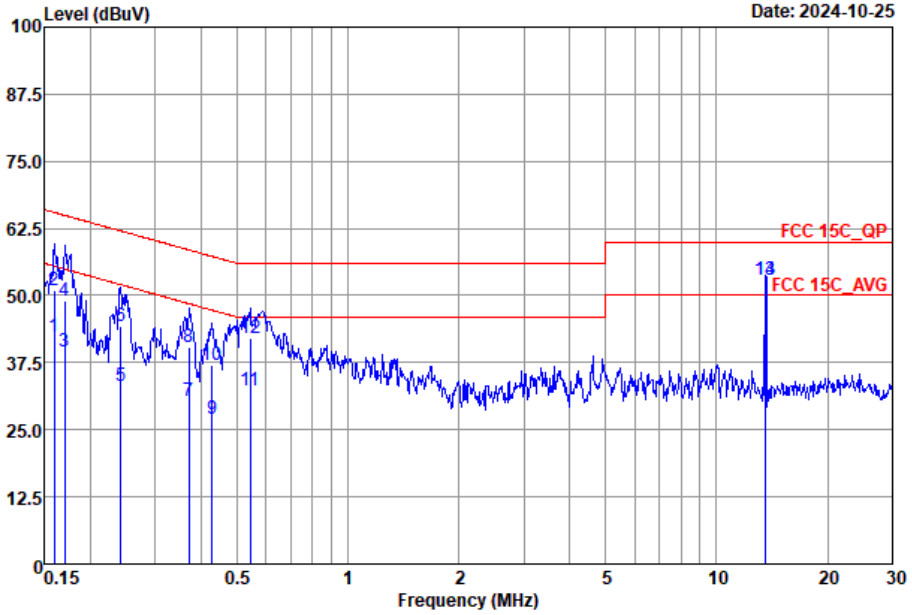

Site : CO02-SZ
Condition : FCC 15C_QP LISN_2024-N NEUTRAL

	Freq	Level	Over Limit	Limit Line	Read Level	LISN Factor	Cable Loss	Remark
	MHz	dBuV	dB	dBuV	dBuV	dB	dB	
1	0.16	42.46	-13.01	55.47	22.20	10.10	10.16	Average
2	0.16	50.86	-14.61	65.47	30.60	10.10	10.16	QP
3	0.17	39.64	-15.30	54.94	19.40	10.08	10.16	Average
4	0.17	48.94	-16.00	64.94	28.70	10.08	10.16	QP
5	0.24	33.27	-18.77	52.04	13.10	10.02	10.15	Average
6	0.24	44.17	-17.87	62.04	24.00	10.02	10.15	QP
7	0.37	30.44	-18.03	48.47	10.30	9.97	10.17	Average
8	0.37	40.34	-18.13	58.47	20.20	9.97	10.17	QP
9	0.43	26.95	-20.34	47.29	6.80	9.96	10.19	Average
10	0.43	36.95	-20.34	57.29	16.80	9.96	10.19	QP
11	0.54	32.27	-13.73	46.00	12.10	9.96	10.21	Average
12	0.54	42.07	-13.93	56.00	21.90	9.96	10.21	QP
13 *	13.56	52.91			32.80	9.67	10.44	Average
14 *	13.56	52.91			32.80	9.67	10.44	QP

Note:

1. Level(dBμV) = Read Level(dBμV) + LISN Factor(dB) + Cable Loss(dB)
2. Over Limit(dB) = Level(dBμV) – Limit Line(dBμV)

Appendix C Radiated Spurious Emission Test Data

Test Engineer :	Reid Huang	Relative Humidity :	48~49%
		Temperature :	24-25℃

Radiated Spurious Emission Test Modes

Mode	Band (MHz)	Antenna	Modulation	Channel	Frequency	Data Rate	RU	Remark
Mode 1	2400-2483.5	CDD 17+7	802.11b	01	2412	1Mbps	-	-
Mode 2	2400-2483.5	CDD 17+7	802.11b	06	2437	1Mbps	-	-
Mode 3	2400-2483.5	CDD 17+7	802.11b	11	2462	1Mbps	-	-
Mode 4	2400-2483.5	CDD 17+7	802.11g	01	2412	6Mbps	-	-
Mode 5	2400-2483.5	CDD 17+7	802.11g	06	2437	6Mbps	-	-
Mode 6	2400-2483.5	CDD 17+7	802.11g	11	2462	6Mbps	-	-
Mode 7	2400-2483.5	CDD 17+7	802.11ax HE20	01	2412	MCS0	Full RU	-
Mode 8	2400-2483.5	CDD 17+7	802.11ax HE20	06	2437	MCS0	Full RU	-
Mode 9	2400-2483.5	CDD 17+7	802.11ax HE20	11	2462	MCS0	Full RU	-
Mode 10	2400-2483.5	CDD 17+7	802.11ax HE40	03	2422	MCS0	Full RU	
Mode 11	2400-2483.5	CDD 17+7	802.11ax HE40	09	2452	MCS0	Full RU	-
Mode 12	2400-2483.5	CDD 17+7	802.11ax HE20	01	2412	MCS0	Partial RU 26/0	-
Mode 13	2400-2483.5	CDD 17+7	802.11ax HE20	01	2412	MCS0	Partial RU 52/37	-
Mode 14	2400-2483.5	CDD 17+7	802.11ax HE20	01	2412	MCS0	Partial RU 106/53	-
Mode 15	2400-2483.5	CDD 17+7	802.11ax HE20	11	2462	MCS0	Partial RU 26/8	-
Mode 16	2400-2483.5	CDD 17+7	802.11ax HE20	11	2462	MCS0	Partial RU 52/40	-
Mode 17	2400-2483.5	CDD 17+7	802.11ax HE20	11	2462	MCS0	Partial RU 106/54	-
Mode 18	2400-2483.5	CDD 17+7	802.11g	06	2437	6Mbps	-	LF
Mode 19	CO-TX	CDD 17+7	802.11g	11	2462	6Mbps	-	-
	CO-TX	6	LTE Band 48	-	-	-	-	-
Mode 20	CO-TX	17	Bluetooth-LE_GSFK	38	2478	2Mbps	-	-
	CO-TX	7	802.11g	11	2462	6Mbps	-	-
	CO-TX	6	LTE Band 48	-	-	-	-	-

Summary of each worse mode

Mode	Modulation	Ch.	Freq. (MHz)	Level (dBuV/m)	Limit (dBuV/m)	Margin (dB)	Pol.	Peak Avg.	Result	Remark
1	802.11b	01	2385.92	43.42	54.00	-10.58	H	AVERAGE	Pass	Band Edge
1	802.11b	01	4824.00	40.06	74.00	-33.94	H	Peak	Pass	Harmonic
2	802.11b	06	2485.89	39.83	54.00	-14.17	V	AVERAGE	Pass	Band Edge
2	802.11b	06	7311.00	42.57	74.00	-31.43	V	Peak	Pass	Harmonic
3	802.11b	11	2483.51	41.54	54.00	-12.46	H	AVERAGE	Pass	Band Edge
3	802.11b	11	7386.00	42.81	74.00	-31.19	V	Peak	Pass	Harmonic
4	802.11g	01	2389.95	49.70	54.00	-4.30	H	AVERAGE	Pass	Band Edge
	802.11g	01	4824.00	40.01	74.00	-33.99	V	Peak	Pass	Harmonic
5	802.11g	06	2389.63	44.66	54.00	-9.34	H	AVERAGE	Pass	Band Edge
5	802.11g	06	7311.00	43.65	74.00	-30.35	H	Peak	Pass	Harmonic
6	802.11g	11	2483.51	50.95	54.00	-3.05	H	AVERAGE	Pass	Band Edge
6	802.11g	11	7386.00	42.68	74.00	-31.32	V	Peak	Pass	Harmonic
7	802.11ax HE20	01	2389.82	48.10	54.00	-5.90	H	AVERAGE	Pass	Band Edge
7	802.11ax HE20	01	4824.00	41.00	74.00	-33.00	V	Peak	Pass	Harmonic
8	802.11ax HE20	06	2483.75	42.87	54.00	-11.13	H	AVERAGE	Pass	Band Edge
8	802.11ax HE20	06	4874.00	42.90	74.00	-31.10	H	Peak	Pass	Harmonic
9	802.11ax HE20	11	2483.51	49.14	54.00	-4.86	H	AVERAGE	Pass	Band Edge
9	802.11ax HE20	11	7386.00	43.01	74.00	-30.99	H	Peak	Pass	Harmonic
10	802.11ax HE40	03	2389.63	49.73	54.00	-4.27	H	AVERAGE	Pass	Band Edge
	802.11ax HE40	03	-	-	-	-	-	-	-	Harmonic
11	802.11ax HE40	09	2483.63	49.30	54.00	-4.70	H	AVERAGE	Pass	Band Edge
11	802.11ax HE40	09	-	-	-	-	-	-	-	Harmonic
12	802.11ax HE20	01	2389.43	49.45	54.00	-4.55	H	AVERAGE	Pass	Band Edge
12	802.11ax HE20	01	-	-	-	-	-	-	-	Harmonic
13	802.11ax HE20	01	2389.04	48.86	54.00	-5.14	H	AVERAGE	Pass	Band Edge
13	802.11ax HE20	01	-	-	-	-	-	-	-	Harmonic
14	802.11ax HE20	01	2389.95	69.86	74.00	-4.14	H	PEAK	Pass	Band Edge
14	802.11ax HE20	01	-	-	-	-	-	-	-	Harmonic
15	802.11ax HE20	11	2486.66	48.42	54.00	-5.58	H	AVERAGE	Pass	Band Edge
	802.11ax HE20	11	-	-	-	-	-	-	-	Harmonic
16	802.11ax HE20	11	2484.42	49.81	54.00	-4.19	V	AVERAGE	Pass	Band Edge
16	802.11ax HE20	11	-	-	-	-	-	-	-	Harmonic
17	802.11ax HE20	11	2483.74	50.33	54.00	-3.67	H	AVERAGE	Pass	Band Edge
17	802.11ax HE20	11	-	-	-	-	-	-	-	Harmonic
18	802.11g	11	844.8	30.81	46	-15.19	V	Peak	Pass	Band Edge
19	CO-TX	-	2483.70	49.22	54.00	-4.78	H	AVERAGE	Pass	Band Edge
19		-	7386.00	42.43	74.00	-31.57	V	Peak	Pass	Harmonic
20	CO-TX	-	2488.24	50.87	54.00	-3.13	H	Average	Pass	Band Edge
		-	7386.00	42.53	74.00	-31.47	H	Peak	Pass	Harmonic

Mode	1	
	Band Edge - L	
	2400-2483.5_802.11b_CH01_2412MHz	
ANT	CDD 17+7	
Pol.	Horizontal	Fundamental
Peak	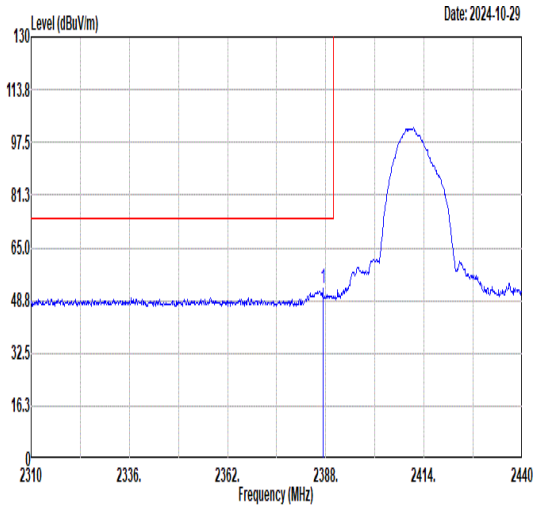 Limit Read Ant Cable Preamp APos TPos Freq Level Line Margin Level Factor Loss Factor Remark MHz dBuV/m dBuV/m dB dBuV dB/m dB dB cm deg 1 2387.22 52.26 74.00 -21.74 50.43 30.61 4.79 33.57 100 116 PEAK	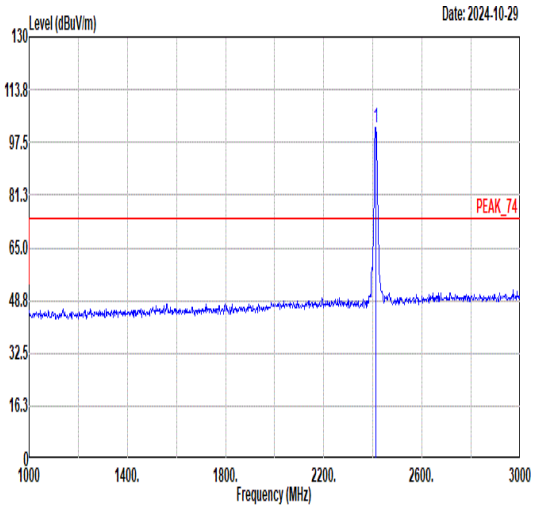 Limit Read Ant Cable Preamp APos TPos Freq Level Line Margin Level Factor Loss Factor Remark MHz dBuV/m dBuV/m dB dBuV dB/m dB dB cm deg 1 2412.00 102.17 ------ ------ 100.26 30.64 4.82 33.55 100 116 PEAK
Avg	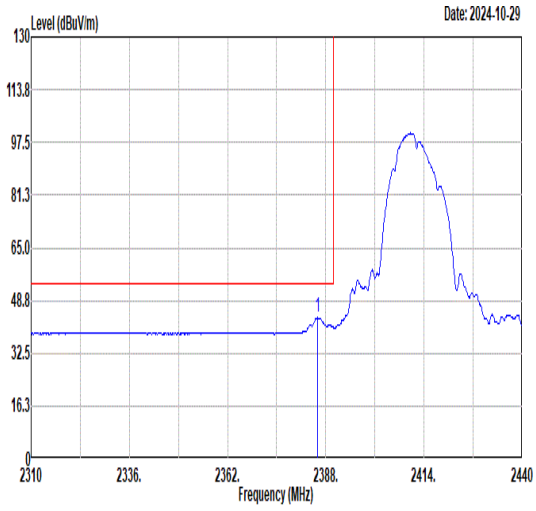 Limit Read Ant Cable Preamp APos TPos Freq Level Line Margin Level Factor Loss Factor Remark MHz dBuV/m dBuV/m dB dBuV dB/m dB dB cm deg 1 2385.92 43.42 54.00 -10.58 41.58 30.62 4.79 33.57 100 116 AVERAGE	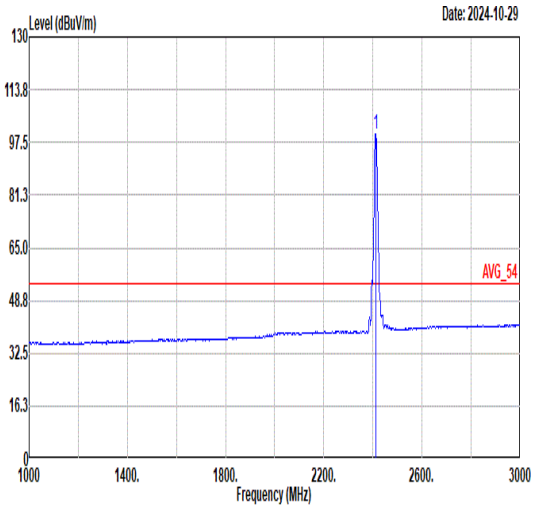 Limit Read Ant Cable Preamp APos TPos Freq Level Line Margin Level Factor Loss Factor Remark MHz dBuV/m dBuV/m dB dBuV dB/m dB dB cm deg 1 2412.00 100.15 ------ ------ 98.26 30.63 4.82 33.56 100 116 AVERAGE

Mode	1	
	Band Edge - L	
	2400-2483.5_802.11b_CH01_2412MHz	
ANT	CDD 17+7	
Pol.	Vertical	Fundamental
Peak	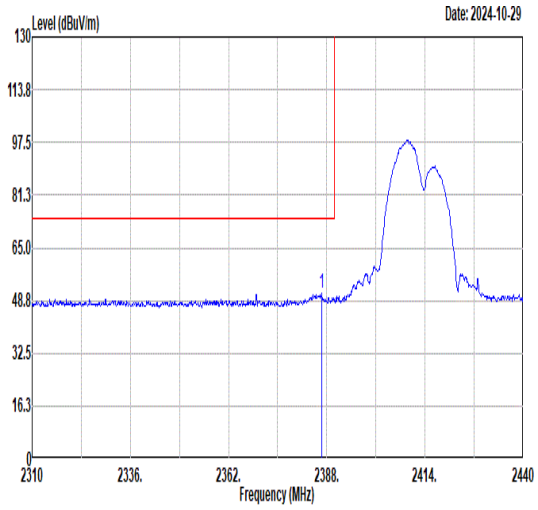 Freq Level Limit Line Margin Read Level Ant Factor Cable Loss Preamp Factor APos TPos Remark MHz dBuV/m dBuV/m dB dBuV dB/m dB dB cm deg 1 2386.70 50.78 74.00 -23.22 48.95 30.61 4.79 33.57 387 241 PEAK	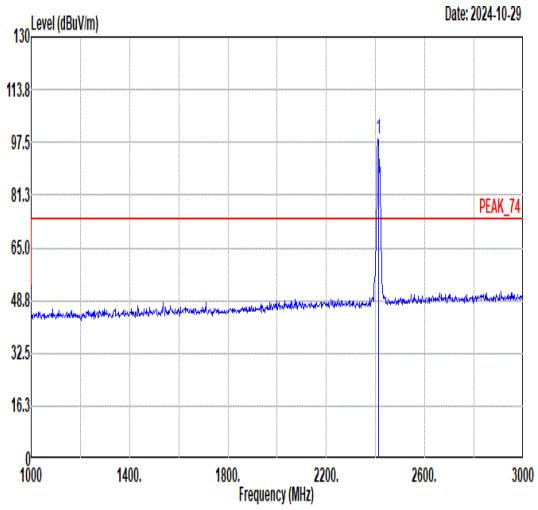 Freq Level Limit Line Margin Read Level Ant Factor Cable Loss Preamp Factor APos TPos Remark MHz dBuV/m dBuV/m dB dBuV dB/m dB dB cm deg 1 2412.00 98.49 ------ ------ 96.60 30.63 4.82 33.56 387 241 PEAK
Avg	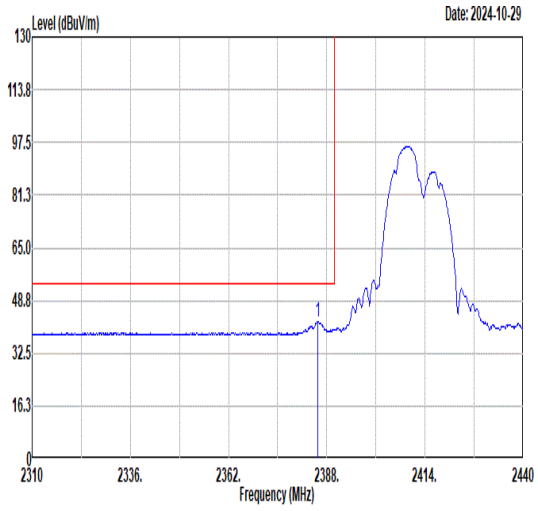 Freq Level Limit Line Margin Read Level Ant Factor Cable Loss Preamp Factor APos TPos Remark MHz dBuV/m dBuV/m dB dBuV dB/m dB dB cm deg 1 2385.66 42.13 54.00 -11.87 40.29 30.62 4.79 33.57 387 241 AVERAGE	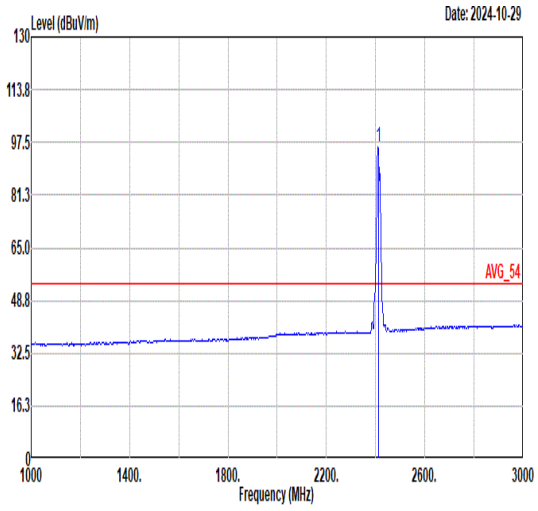 Freq Level Limit Line Margin Read Level Ant Factor Cable Loss Preamp Factor APos TPos Remark MHz dBuV/m dBuV/m dB dBuV dB/m dB dB cm deg 1 2412.00 96.05 ------ ------ 94.16 30.63 4.82 33.56 387 241 AVERAGE

Mode	1	
	Harmonic	
	2400-2483.5_802.11b_CH01_2412MHz	
ANT	CDD 17+7	
Pol.	Horizontal	Horizontal
Peak Avg	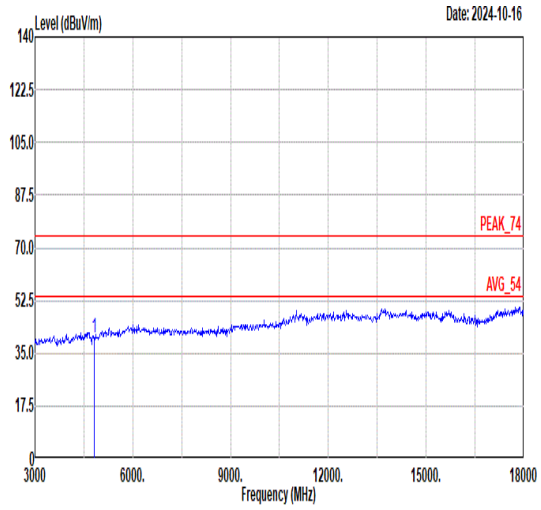 Freq Level Limit Line Margin Read Level Ant Factor Cable Loss Preamp Factor APos TPos Remark MHz dBuV/m dBuV/m dB dBuV dB/m dB dB cm deg 1 4824.00 40.06 74.00 -33.94 63.28 34.26 7.75 65.23 -- -- Peak	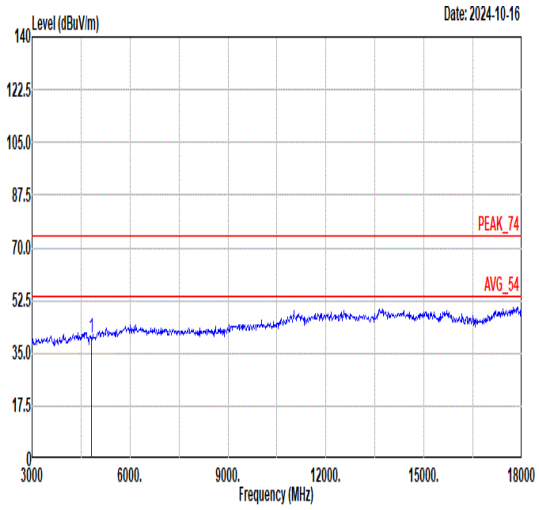 Freq Level Limit Line Margin Read Level Ant Factor Cable Loss Preamp Factor APos TPos Remark MHz dBuV/m dBuV/m dB dBuV dB/m dB dB cm deg 1 4824.00 40.06 74.00 -33.94 63.28 34.26 7.75 65.23 -- -- Peak

Mode	2	
	Band Edge - L	
	2400-2483.5_802.11b_CH06_2437MHz	
ANT	CDD 17+7	
Pol.	Horizontal	Fundamental
Peak	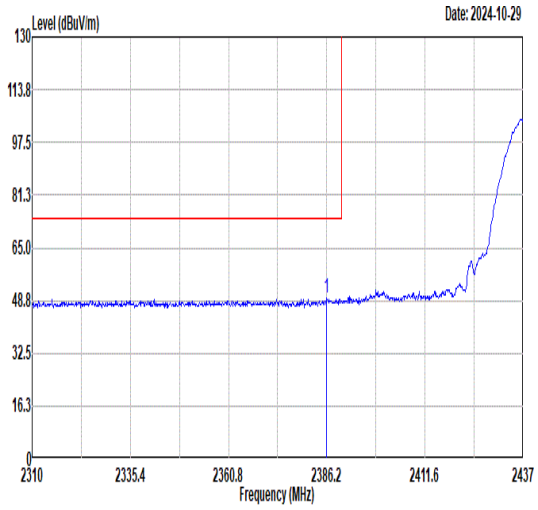 Freq Level Limit Line Margin Read Level Ant Factor Cable Loss Preamp Factor APos TPos Remark MHz dBuV/m dBuV/m dB dBuV dB/m dB dB cm deg 1 2386.07 49.47 74.00 -24.53 47.63 30.62 4.79 33.57 100 58 PEAK	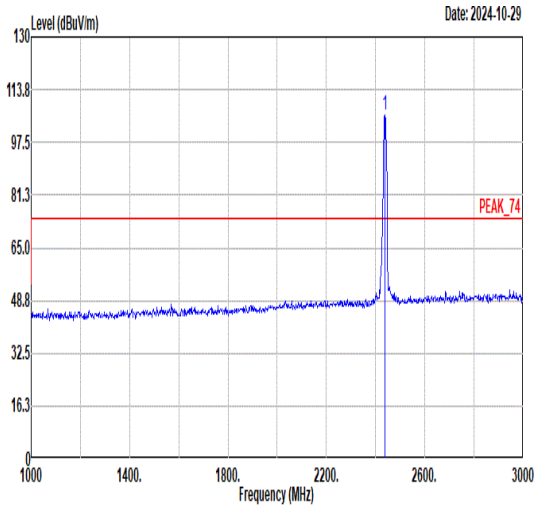 Freq Level Limit Line Margin Read Level Ant Factor Cable Loss Preamp Factor APos TPos Remark MHz dBuV/m dBuV/m dB dBuV dB/m dB dB cm deg 1 2437.00 106.03 ------ ------ 104.02 30.69 4.86 33.54 100 58 PEAK
Avg	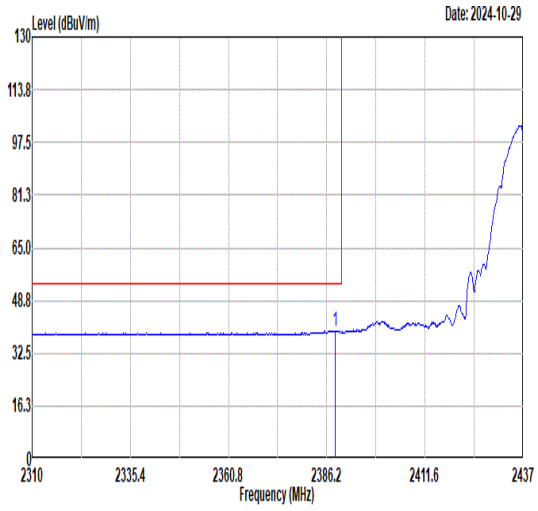 Freq Level Limit Line Margin Read Level Ant Factor Cable Loss Preamp Factor APos TPos Remark MHz dBuV/m dBuV/m dB dBuV dB/m dB dB cm deg 1 2388.36 39.47 54.00 -14.53 37.64 30.61 4.79 33.57 100 58 AVERAGE	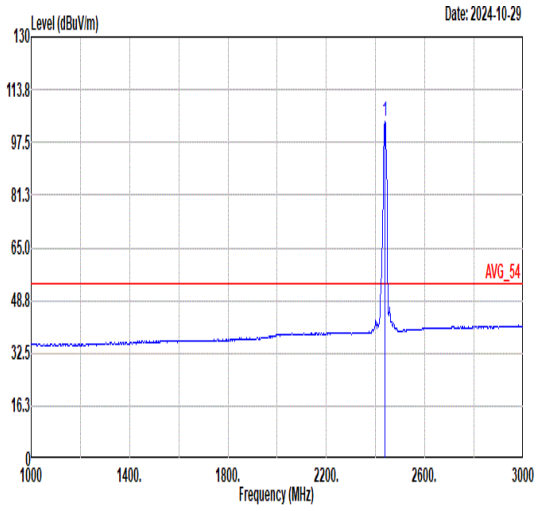 Freq Level Limit Line Margin Read Level Ant Factor Cable Loss Preamp Factor APos TPos Remark MHz dBuV/m dBuV/m dB dBuV dB/m dB dB cm deg 1 2437.00 103.85 ------ ------ 101.84 30.69 4.86 33.54 100 58 AVERAGE

Mode	2	
	Band Edge - R	
	2400-2483.5_802.11b_CH06_2437MHz	
ANT	CDD 17+7	
Pol.	Horizontal	Fundamental
Peak	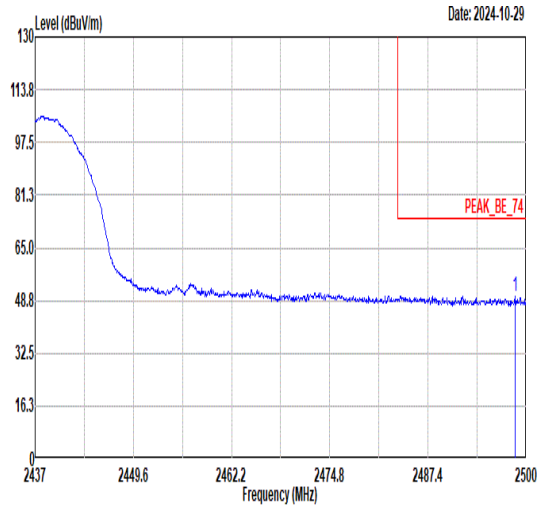 Limit Read Ant Cable Preamp APos TPos Freq Level Line Margin Level Factor Loss Factor Remark MHz dBuV/m dBuV/m dB dBuV dB/m dB dB cm deg 1 2498.61 50.08 74.00 -23.92 47.72 30.92 4.94 33.50 100 58 PEAK	Blank
Avg	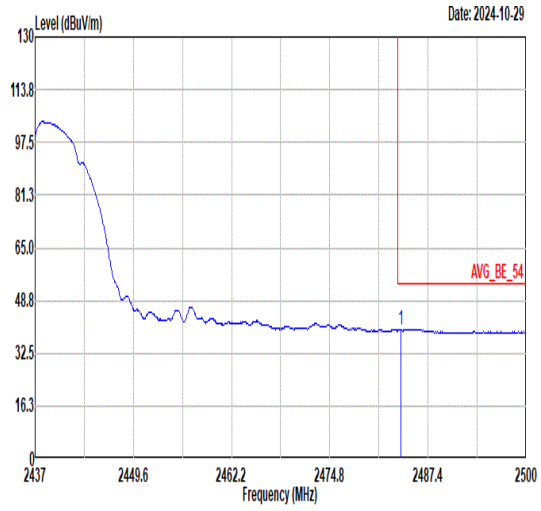 Limit Read Ant Cable Preamp APos TPos Freq Level Line Margin Level Factor Loss Factor Remark MHz dBuV/m dBuV/m dB dBuV dB/m dB dB cm deg 1 2483.94 39.82 54.00 -14.18 37.56 30.85 4.92 33.51 100 58 AVERAGE	Blank

Mode	2	
	Band Edge - L	
	2400-2483.5_802.11b_CH06_2437MHz	
ANT	CDD 17+7	
Pol.	Vertical	Fundamental
Peak	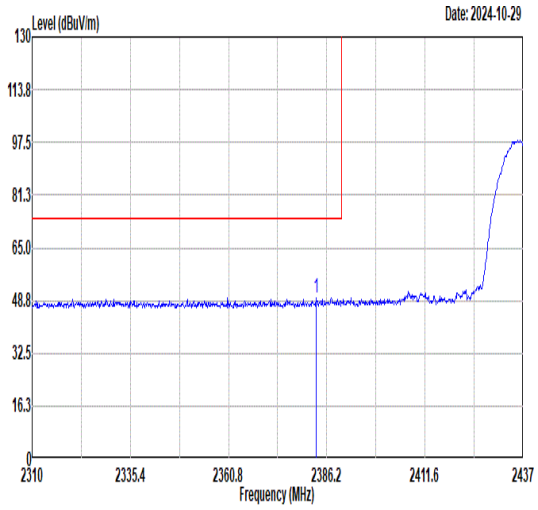 Freq Level Limit Line Margin Read Level Ant Factor Cable Loss Preamp Factor APos TPos Remark MHz dBuV/m dBuV/m dB dBuV dB/m dB dB cm deg 1 2383.41 49.73 74.00 -24.27 47.89 30.62 4.79 33.57 394 240 PEAK	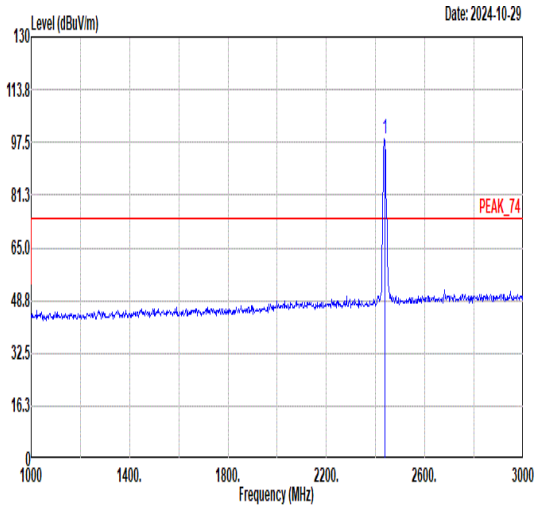 Freq Level Limit Line Margin Read Level Ant Factor Cable Loss Preamp Factor APos TPos Remark MHz dBuV/m dBuV/m dB dBuV dB/m dB dB cm deg 1 2437.00 98.56 ------ ------ 96.57 30.68 4.85 33.54 394 240 PEAK
Avg	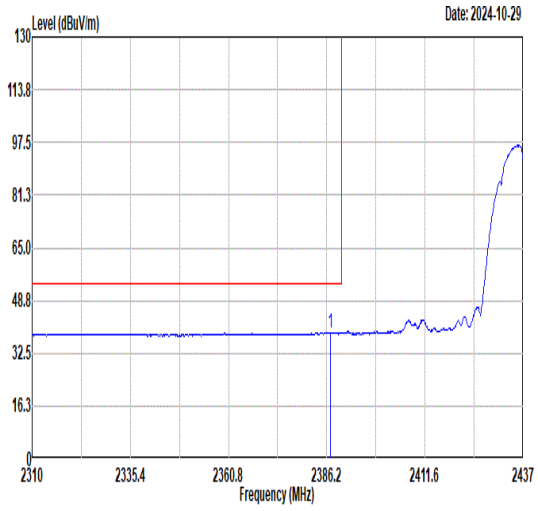 Freq Level Limit Line Margin Read Level Ant Factor Cable Loss Preamp Factor APos TPos Remark MHz dBuV/m dBuV/m dB dBuV dB/m dB dB cm deg 1 2387.09 38.94 54.00 -15.06 37.11 30.61 4.79 33.57 394 240 AVERAGE	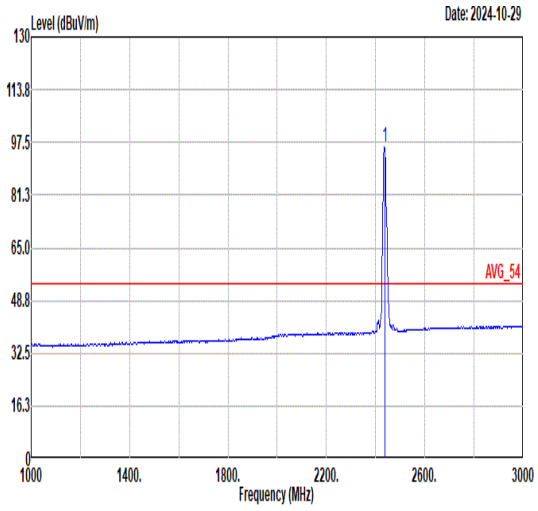 Freq Level Limit Line Margin Read Level Ant Factor Cable Loss Preamp Factor APos TPos Remark MHz dBuV/m dBuV/m dB dBuV dB/m dB dB cm deg 1 2437.00 96.35 ------ ------ 94.36 30.68 4.85 33.54 394 240 AVERAGE

Mode	2	
	Band Edge - R	
	2400-2483.5_802.11b_CH06_2437MHz	
ANT	CDD 17+7	
Pol.	Vertical	Fundamental
Peak	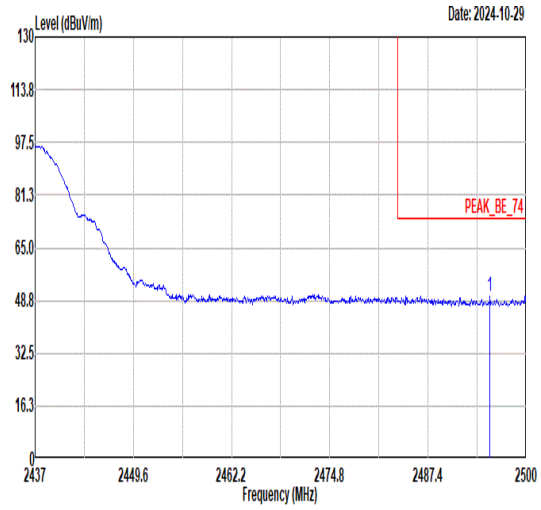 Freq Level Limit Line Margin Read Level Ant Factor Cable Loss Preamp Factor APos TPos Remark MHz dBuV/m dBuV/m dB dBuV dB/m dB dB cm deg 1 2495.34 50.25 74.00 -23.75 47.92 30.90 4.94 33.51 394 240 PEAK	Blank
Avg	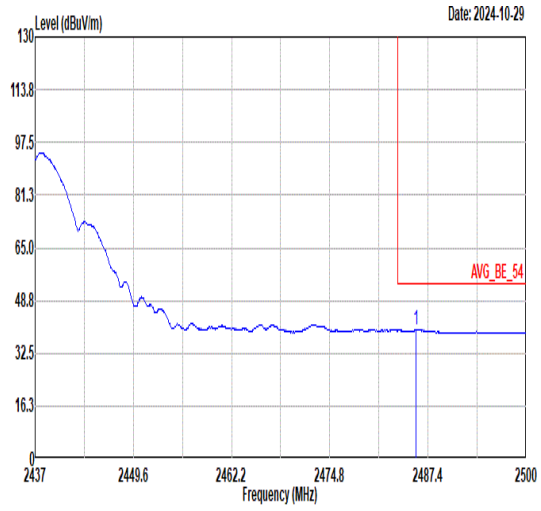 Freq Level Limit Line Margin Read Level Ant Factor Cable Loss Preamp Factor APos TPos Remark MHz dBuV/m dBuV/m dB dBuV dB/m dB dB cm deg 1 2485.89 39.83 54.00 -14.17 37.56 30.86 4.92 33.51 394 240 AVERAGE	Blank

Mode	2	
	Harmonic	
	2400-2483.5_802.11b_CH06_2437MHz	
ANT	CDD 17+7	
Pol.	Horizontal	Horizontal
Peak Avg	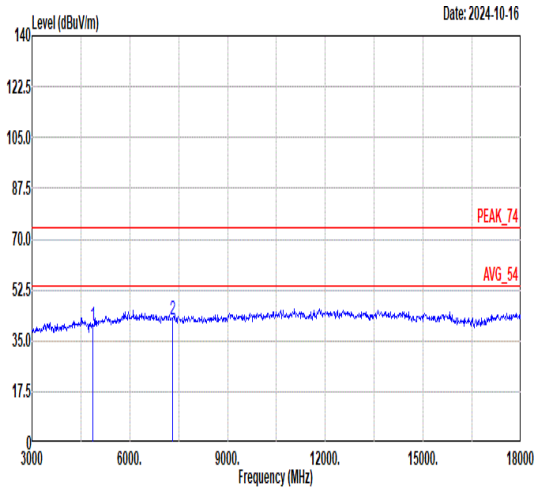 Freq Level Limit Line Margin Read Level Ant Factor Cable Loss Preamp Factor APos TPos Remark MHz dBuV/m dBuV/m dB dBuV dB/m dB dB cm deg 1 4874.00 39.94 74.00 -34.06 63.09 34.33 7.77 65.25 -- -- Peak 2 7311.00 42.21 74.00 -31.79 62.49 35.44 8.93 64.65 -- -- Peak	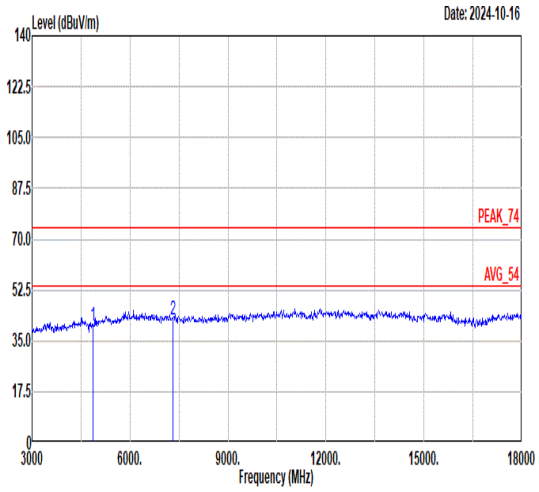 Freq Level Limit Line Margin Read Level Ant Factor Cable Loss Preamp Factor APos TPos Remark MHz dBuV/m dBuV/m dB dBuV dB/m dB dB cm deg 1 4874.00 39.94 74.00 -34.06 63.09 34.33 7.77 65.25 -- -- Peak 2 7311.00 42.21 74.00 -31.79 62.49 35.44 8.93 64.65 -- -- Peak

Mode	3	
	Band Edge	
	2400-2483.5_802.11b_CH11_2462MHz	
ANT	CDD 17+7	
Pol.	Horizontal	Fundamental
Peak	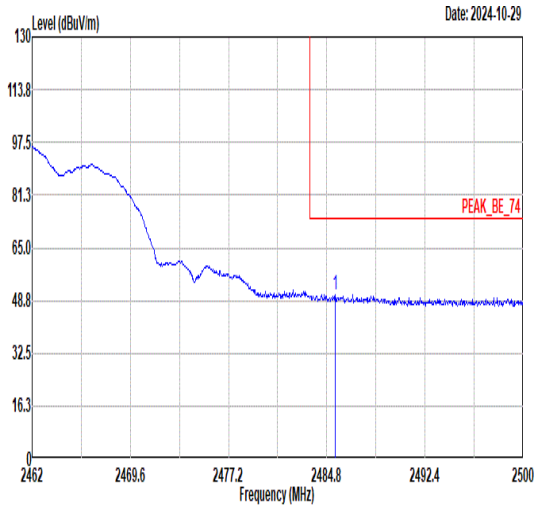 Freq Level Limit Line Margin Read Level Ant Factor Cable Loss Preamp Factor APos TPos Remark MHz dBuV/m dBuV/m dB dBuV dB/m dB dB cm deg 1 2485.45 50.61 74.00 -23.39 48.34 30.86 4.92 33.51 400 288 PEAK	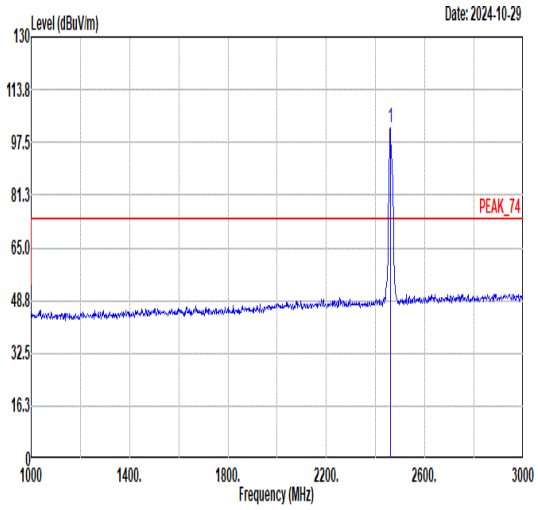 Freq Level Limit Line Margin Read Level Ant Factor Cable Loss Preamp Factor APos TPos Remark MHz dBuV/m dBuV/m dB dBuV dB/m dB dB cm deg 1 2462.00 102.09 ------ ------ 99.97 30.76 4.89 33.53 400 288 PEAK
Avg	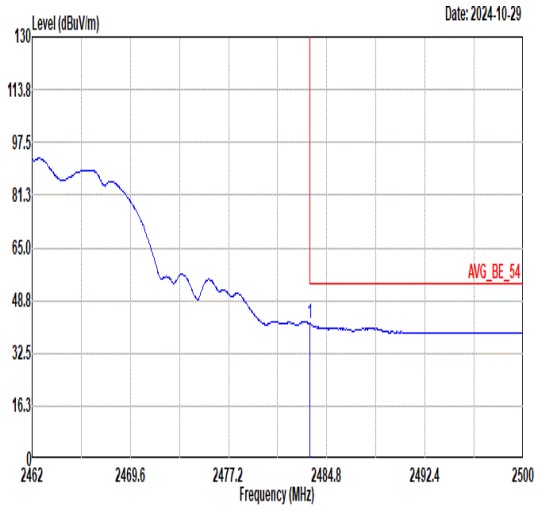 Freq Level Limit Line Margin Read Level Ant Factor Cable Loss Preamp Factor APos TPos Remark MHz dBuV/m dBuV/m dB dBuV dB/m dB dB cm deg 1 2483.51 41.54 54.00 -12.46 39.28 30.85 4.92 33.51 400 288 AVERAGE	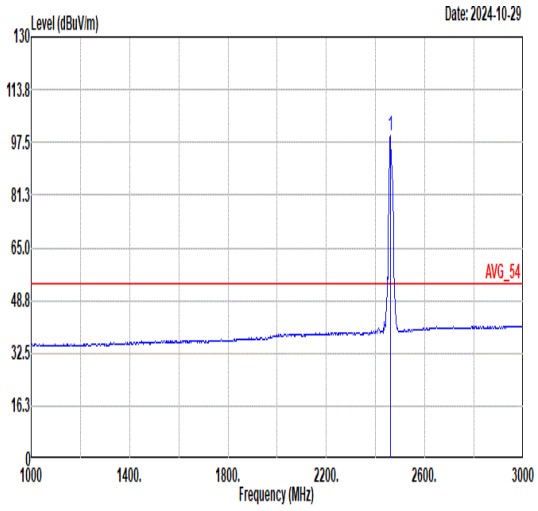 Freq Level Limit Line Margin Read Level Ant Factor Cable Loss Preamp Factor APos TPos Remark MHz dBuV/m dBuV/m dB dBuV dB/m dB dB cm deg 1 2462.00 99.65 ------ ------ 97.53 30.76 4.89 33.53 400 288 AVERAGE

Mode	3	
	Band Edge	
	2400-2483.5_802.11b_CH11_2462MHz	
ANT	CDD 17+7	
Pol.	Vertical	Fundamental
Peak	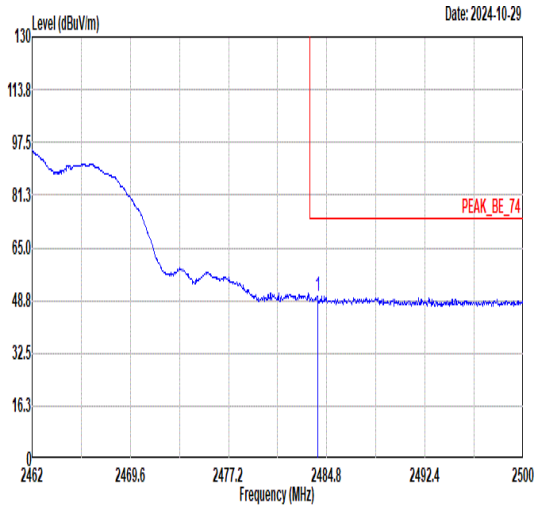 Freq Level Limit Line Margin Read Level Ant Factor Cable Loss Preamp Factor APos TPos Remark MHz dBuV/m dBuV/m dB dBuV dB/m dB dB cm deg 1 2484.08 49.99 74.00 -24.01 47.73 30.85 4.92 33.51 400 247 PEAK	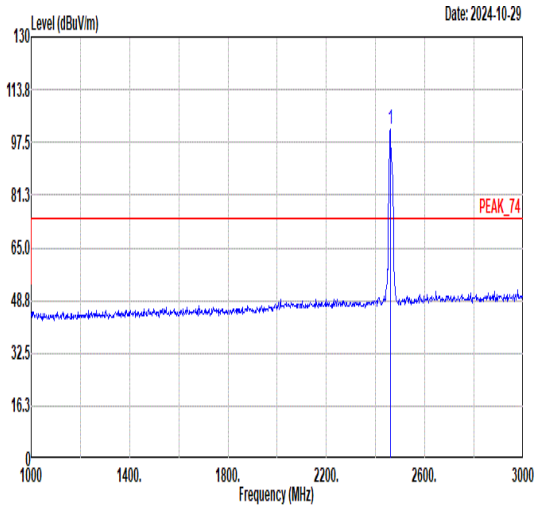 Freq Level Limit Line Margin Read Level Ant Factor Cable Loss Preamp Factor APos TPos Remark MHz dBuV/m dBuV/m dB dBuV dB/m dB dB cm deg 1 2462.00 101.37 ------ ------ 99.25 30.76 4.89 33.53 400 247 PEAK
Avg	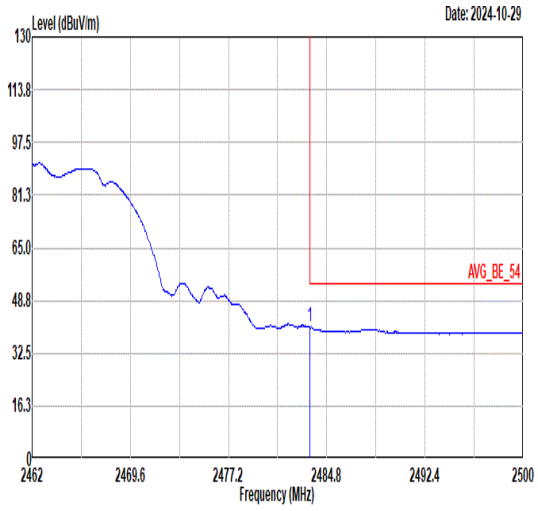 Freq Level Limit Line Margin Read Level Ant Factor Cable Loss Preamp Factor APos TPos Remark MHz dBuV/m dBuV/m dB dBuV dB/m dB dB cm deg 1 2483.51 40.57 54.00 -13.43 38.31 30.85 4.92 33.51 400 247 AVERAGE	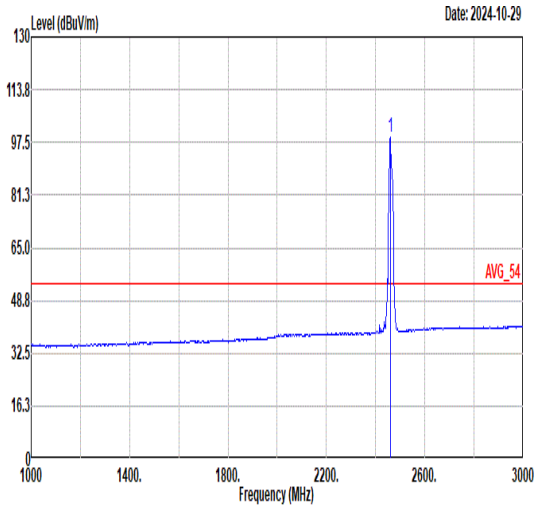 Freq Level Limit Line Margin Read Level Ant Factor Cable Loss Preamp Factor APos TPos Remark MHz dBuV/m dBuV/m dB dBuV dB/m dB dB cm deg 1 2462.00 99.07 ------ ------ 96.95 30.76 4.89 33.53 400 247 AVERAGE

Mode	3	
	Harmonic	
	2400-2483.5_802.11b_CH11_2462MHz	
ANT	CDD 17+7	
Pol.	Horizontal	Horizontal
Peak Avg	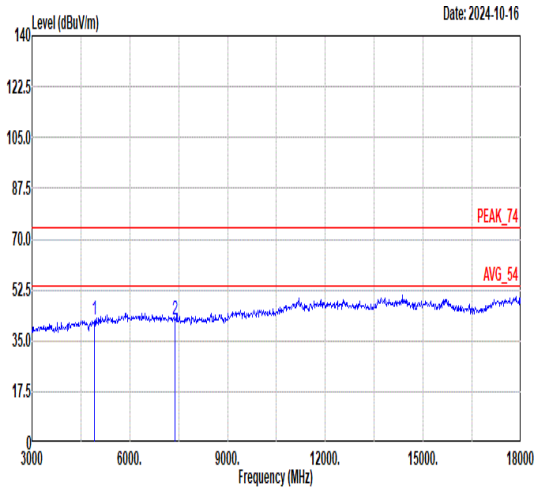 Freq Level Limit Line Margin Read Level Ant Factor Cable Loss Preamp Factor APos TPos Remark MHz dBuV/m dBuV/m dB dBuV dB/m dB dB cm deg 1 4924.00 42.22 74.00 -31.78 65.30 34.40 7.79 65.27 -- -- Peak 2 7386.00 42.47 74.00 -31.53 62.47 35.42 9.17 64.59 -- -- Peak	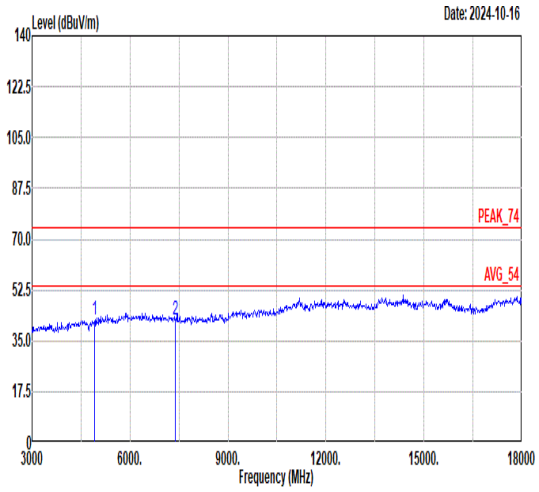 Freq Level Limit Line Margin Read Level Ant Factor Cable Loss Preamp Factor APos TPos Remark MHz dBuV/m dBuV/m dB dBuV dB/m dB dB cm deg 1 4924.00 42.22 74.00 -31.78 65.30 34.40 7.79 65.27 -- -- Peak 2 7386.00 42.47 74.00 -31.53 62.47 35.42 9.17 64.59 -- -- Peak

Mode	4	
	Band Edge	
	2400-2483.5_802.11g_CH01_2412MHz	
ANT	CDD 17+7	
Pol.	Horizontal	Fundamental
Peak	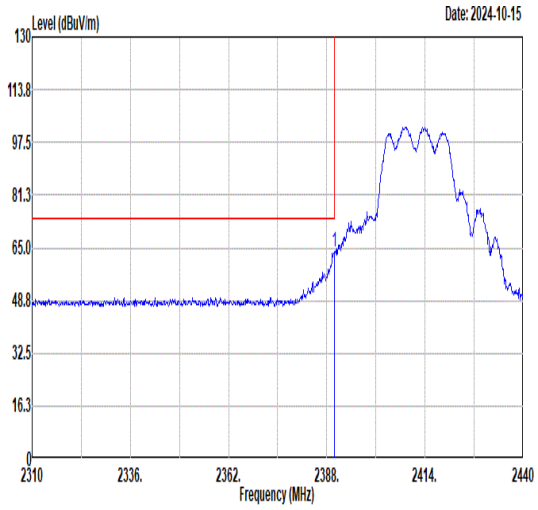 Freq Level Limit Line Margin Read Level Ant Factor Cable Loss Preamp Factor APos TPos Remark MHz dBuV/m dBuV/m dB dBuV dB/m dB dB cm deg 1 2389.95 64.01 74.00 -9.99 62.17 30.61 4.80 33.57 388 280 PEAK	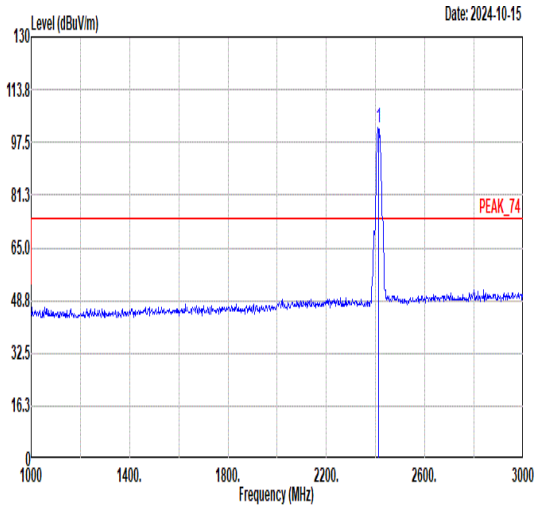 Freq Level Limit Line Margin Read Level Ant Factor Cable Loss Preamp Factor APos TPos Remark MHz dBuV/m dBuV/m dB dBuV dB/m dB dB cm deg 1 2412.00 101.99 ------ ------ 100.10 30.63 4.82 33.56 388 280 PEAK
Avg	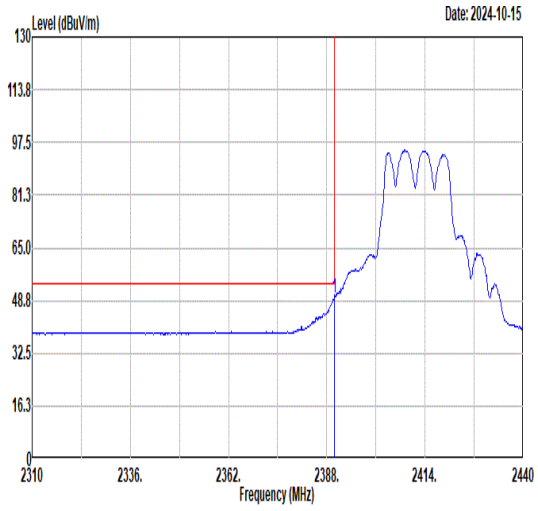 Freq Level Limit Line Margin Read Level Ant Factor Cable Loss Preamp Factor APos TPos Remark MHz dBuV/m dBuV/m dB dBuV dB/m dB dB cm deg 1 2389.95 49.70 54.00 -4.30 47.86 30.61 4.80 33.57 388 280 AVERAGE	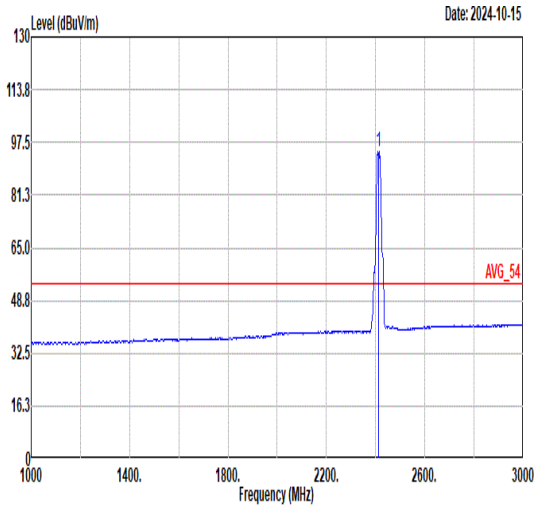 Freq Level Limit Line Margin Read Level Ant Factor Cable Loss Preamp Factor APos TPos Remark MHz dBuV/m dBuV/m dB dBuV dB/m dB dB cm deg 1 2412.00 94.65 ------ ------ 92.76 30.63 4.82 33.56 388 280 AVERAGE

Mode	4	
	Band Edge	
	2400-2483.5_802.11g_CH01_2412MHz	
ANT	CDD 17+7	
Pol.	Vertical	Fundamental
Peak	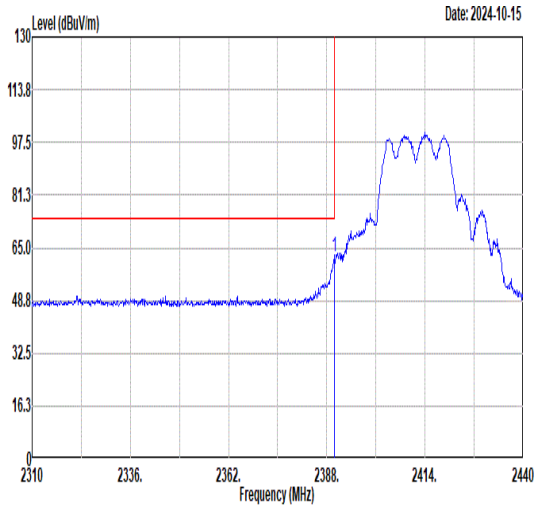 Freq Level Limit Line Margin Read Level Ant Factor Cable Loss Preamp Factor APos TPos Remark MHz dBuV/m dBuV/m dB dBuV dB/m dB dB cm deg 1 2389.95 62.45 74.00 -11.55 60.61 30.61 4.80 33.57 385 233 PEAK	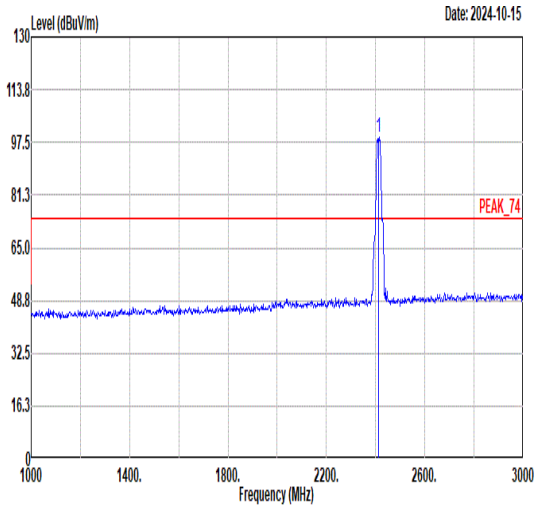 Freq Level Limit Line Margin Read Level Ant Factor Cable Loss Preamp Factor APos TPos Remark MHz dBuV/m dBuV/m dB dBuV dB/m dB dB cm deg 1 2412.00 99.01 ------ ------ 97.10 30.64 4.82 33.55 385 233 PEAK
Avg	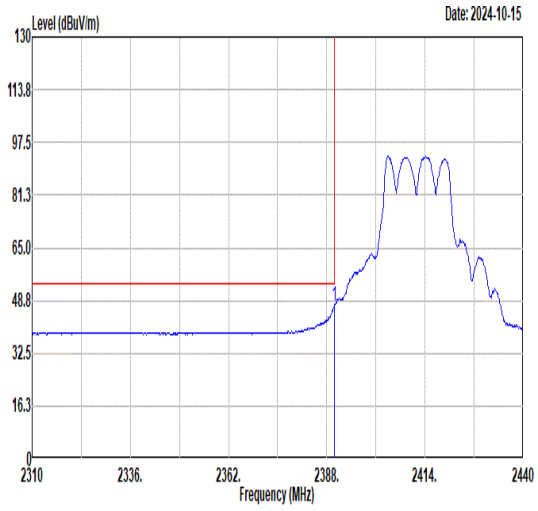 Freq Level Limit Line Margin Read Level Ant Factor Cable Loss Preamp Factor APos TPos Remark MHz dBuV/m dBuV/m dB dBuV dB/m dB dB cm deg 1 2389.95 46.90 54.00 -7.10 45.06 30.61 4.80 33.57 385 233 AVERAGE	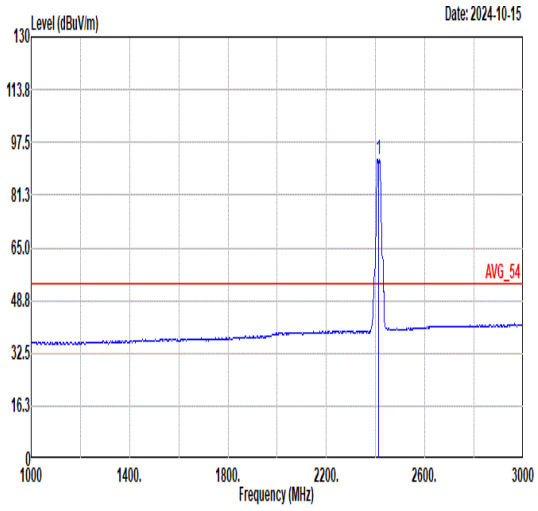 Freq Level Limit Line Margin Read Level Ant Factor Cable Loss Preamp Factor APos TPos Remark MHz dBuV/m dBuV/m dB dBuV dB/m dB dB cm deg 1 2412.00 92.46 ------ ------ 90.55 30.64 4.82 33.55 385 233 AVERAGE

Mode	4	
	Harmonic	
	2400-2483.5_802.11g_CH01_2412MHz	
ANT	CDD 17+7	
Pol.	Horizontal	Horizontal
Peak Avg	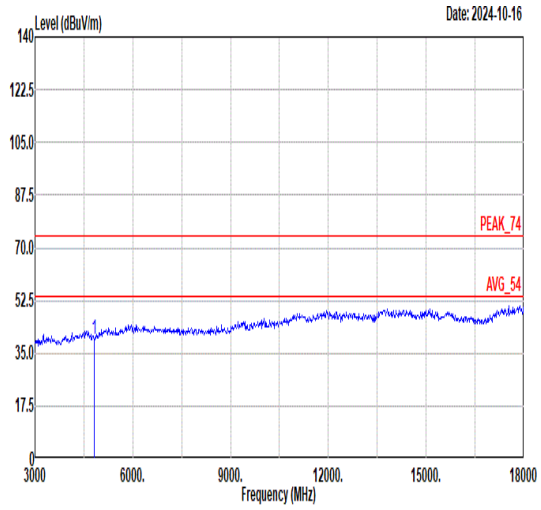 Freq Level Limit Line Margin Read Level Ant Factor Cable Loss Preamp Factor APos TPos Remark MHz dBuV/m dBuV/m dB dBuV dB/m dB dB cm deg 1 4824.00 39.78 74.00 -34.22 63.00 34.26 7.75 65.23 -- -- Peak	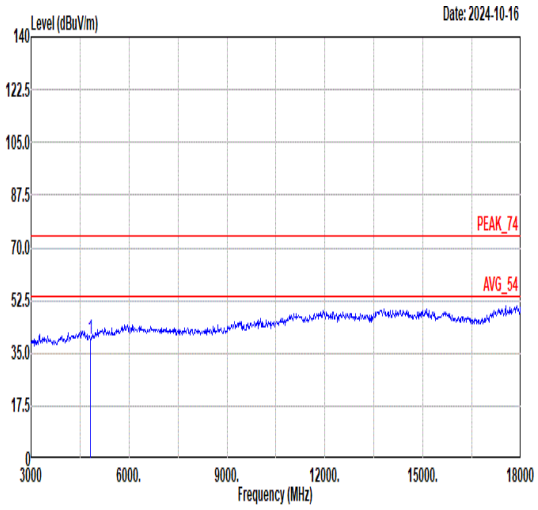 Freq Level Limit Line Margin Read Level Ant Factor Cable Loss Preamp Factor APos TPos Remark MHz dBuV/m dBuV/m dB dBuV dB/m dB dB cm deg 1 4824.00 39.78 74.00 -34.22 63.00 34.26 7.75 65.23 -- -- Peak

Mode	5	
	Band Edge - L	
	2400-2483.5_802.11g_CH06_2437MHz	
ANT	CDD 17+7	
Pol.	Horizontal	Fundamental
Peak	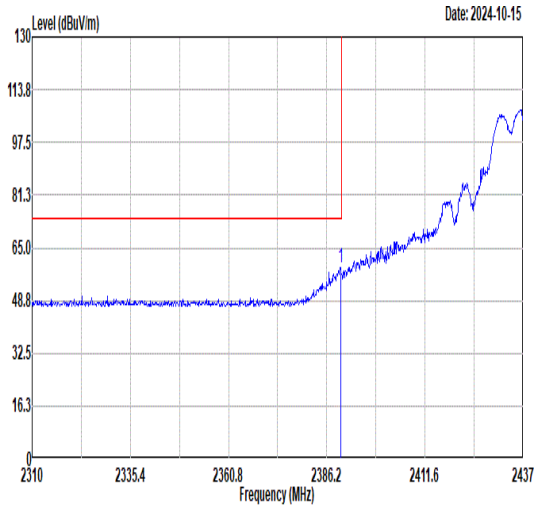 Freq Level Limit Line Margin Read Level Ant Factor Cable Loss Preamp Factor APos TPos Remark MHz dBuV/m dBuV/m dB dBuV dB/m dB dB cm deg 1 2389.76 59.00 74.00 -15.00 57.16 30.61 4.80 33.57 376 285 PEAK	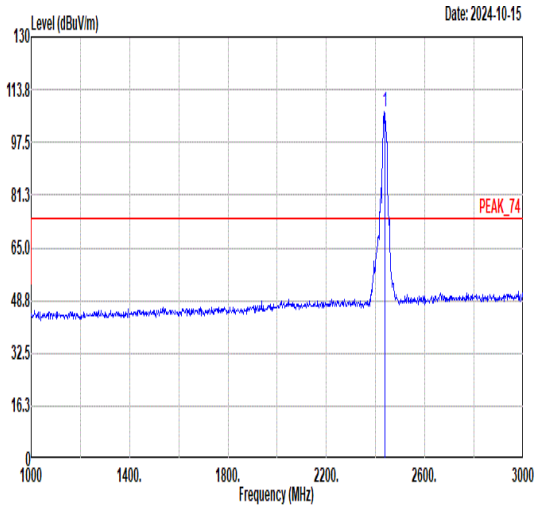 Freq Level Limit Line Margin Read Level Ant Factor Cable Loss Preamp Factor APos TPos Remark MHz dBuV/m dBuV/m dB dBuV dB/m dB dB cm deg 1 2437.00 106.76 ------ ------ 104.77 30.68 4.85 33.54 376 285 PEAK
Avg	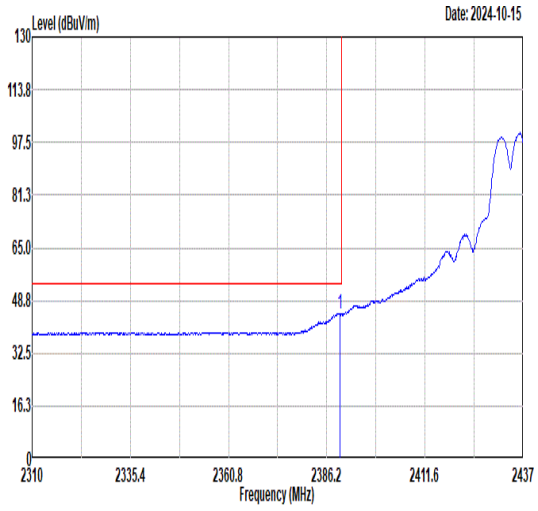 Freq Level Limit Line Margin Read Level Ant Factor Cable Loss Preamp Factor APos TPos Remark MHz dBuV/m dBuV/m dB dBuV dB/m dB dB cm deg 1 2389.63 44.66 54.00 -9.34 42.82 30.61 4.80 33.57 376 285 AVERAGE	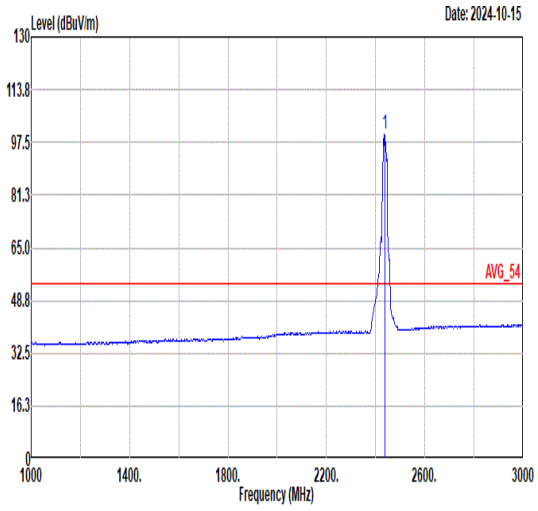 Freq Level Limit Line Margin Read Level Ant Factor Cable Loss Preamp Factor APos TPos Remark MHz dBuV/m dBuV/m dB dBuV dB/m dB dB cm deg 1 2437.00 100.11 ------ ------ 98.12 30.68 4.85 33.54 376 285 AVERAGE

Mode	5	
	Band Edge - R	
	2400-2483.5_802.11g_CH06_2437MHz	
ANT	CDD 17+7	
Pol.	Horizontal	Fundamental
Peak	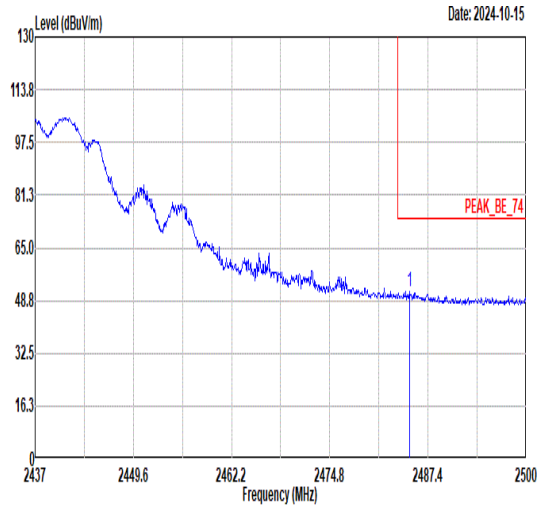 Limit Read Ant Cable Preamp APos TPos Freq Level Line Margin Level Factor Loss Factor Remark MHz dBuV/m dBuV/m dB dBuV dB/m dB dB cm deg 1 2485.01 51.57 74.00 -22.43 49.30 30.86 4.92 33.51 376 285 PEAK	Blank
Avg	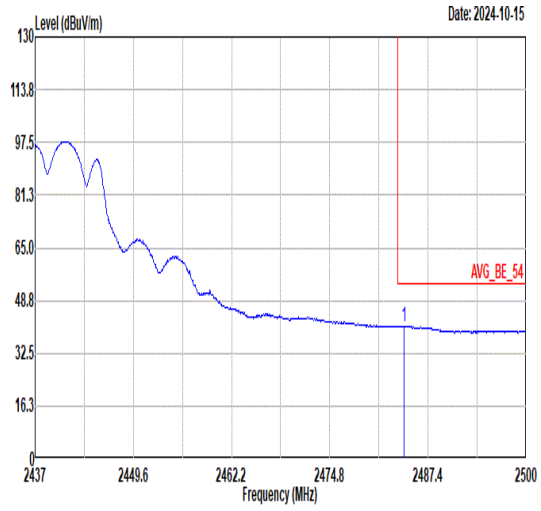 Limit Read Ant Cable Preamp APos TPos Freq Level Line Margin Level Factor Loss Factor Remark MHz dBuV/m dBuV/m dB dBuV dB/m dB dB cm deg 1 2484.38 40.87 54.00 -13.13 38.61 30.85 4.92 33.51 376 285 AVERAGE	Blank

Mode	5	
	Band Edge - L	
	2400-2483.5_802.11g_CH06_2437MHz	
ANT	CDD 17+7	
Pol.	Vertical	Fundamental
Peak	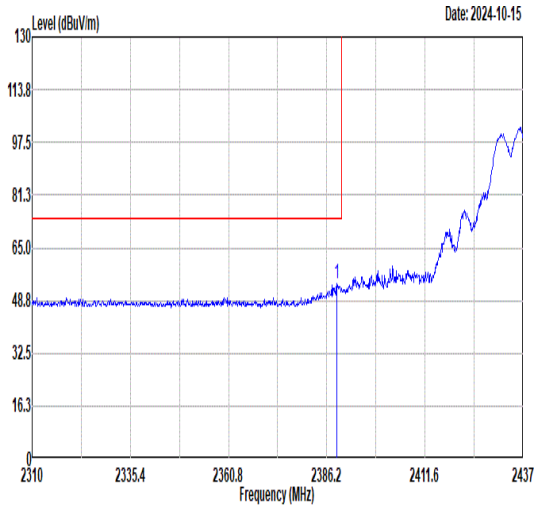 Freq Level Limit Line Margin Read Level Ant Factor Cable Loss Preamp Factor APos TPos Remark MHz dBuV/m dBuV/m dB dBuV dB/m dB dB cm deg 1 2388.87 53.79 74.00 -20.21 51.96 30.61 4.79 33.57 387 227 PEAK	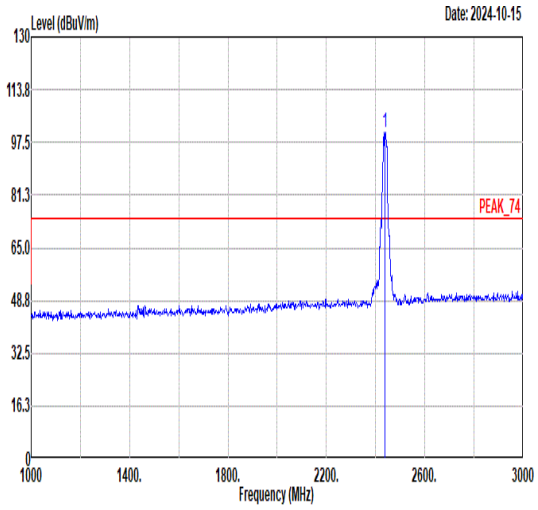 Freq Level Limit Line Margin Read Level Ant Factor Cable Loss Preamp Factor APos TPos Remark MHz dBuV/m dBuV/m dB dBuV dB/m dB dB cm deg 1 2437.00 100.69 ------ ------ 98.68 30.69 4.86 33.54 387 227 PEAK
Avg	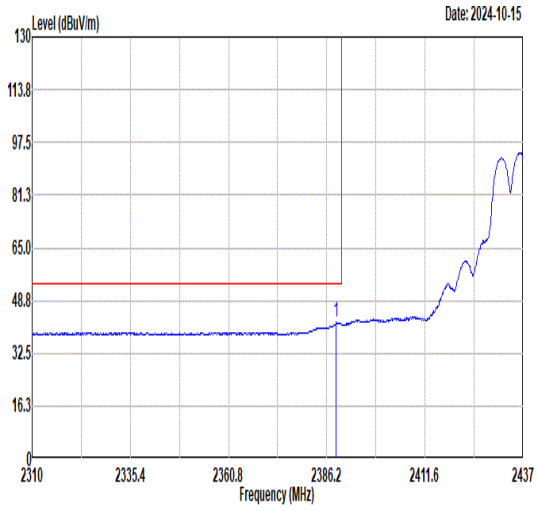 Freq Level Limit Line Margin Read Level Ant Factor Cable Loss Preamp Factor APos TPos Remark MHz dBuV/m dBuV/m dB dBuV dB/m dB dB cm deg 1 2388.61 41.96 54.00 -12.04 40.13 30.61 4.79 33.57 387 227 AVERAGE	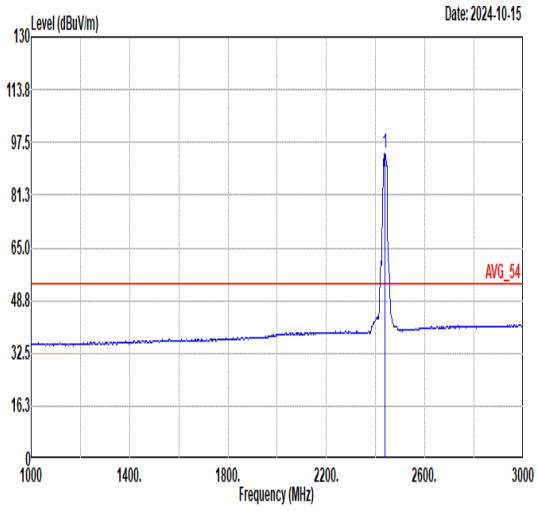 Freq Level Limit Line Margin Read Level Ant Factor Cable Loss Preamp Factor APos TPos Remark MHz dBuV/m dBuV/m dB dBuV dB/m dB dB cm deg 1 2437.00 94.30 ------ ------ 92.31 30.68 4.85 33.54 387 227 AVERAGE

Mode	5	
	Band Edge - R	
	2400-2483.5_802.11g_CH06_2437MHz	
ANT	CDD 17+7	
Pol.	Vertical	Fundamental
Peak	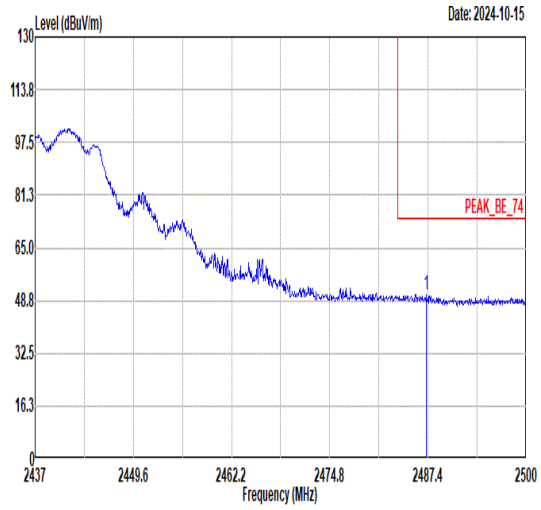 Limit Read Ant Cable Preamp APos TPos Freq Level Line Margin Level Factor Loss Factor Remark MHz dBuV/m dBuV/m dB dBuV dB/m dB dB cm deg 1 2487.21 50.71 74.00 -23.29 48.42 30.87 4.93 33.51 387 227 PEAK	Blank
Avg	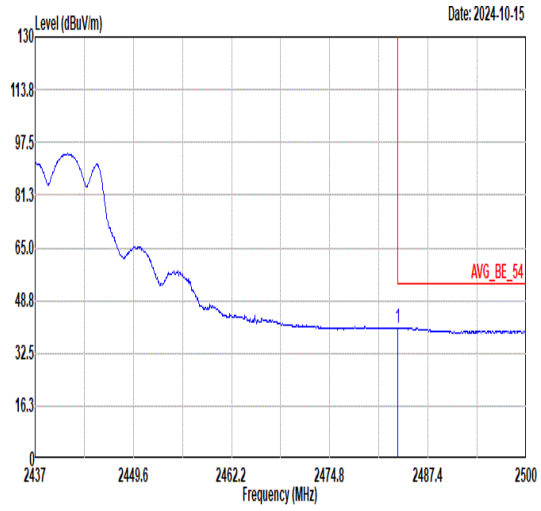 Limit Read Ant Cable Preamp APos TPos Freq Level Line Margin Level Factor Loss Factor Remark MHz dBuV/m dBuV/m dB dBuV dB/m dB dB cm deg 1 2483.56 40.34 54.00 -13.66 38.08 30.85 4.92 33.51 387 227 AVERAGE	Blank

Mode	5	
	Harmonic	
	2400-2483.5_802.11g_CH06_2437MHz	
ANT	CDD 17+7	
Pol.	Horizontal	Horizontal
Peak Avg	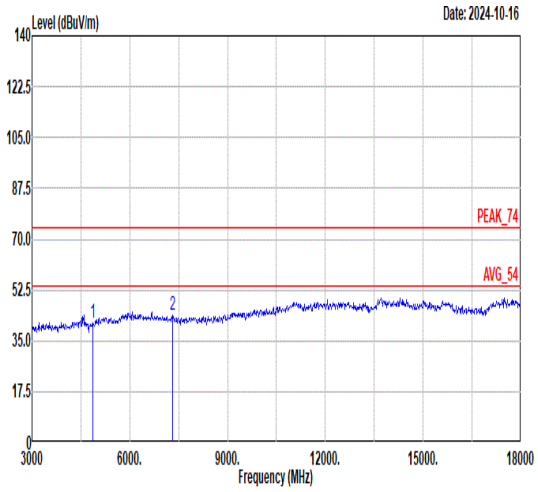 Freq Level Limit Line Margin Read Level Ant Factor Cable Loss Preamp Factor APos TPos Remark MHz dBuV/m dBuV/m dB dBuV dB/m dB dB cm deg 1 4874.00 41.11 74.00 -32.89 64.26 34.33 7.77 65.25 -- -- Peak 2 7311.00 43.65 74.00 -30.35 63.93 35.44 8.93 64.65 -- -- Peak	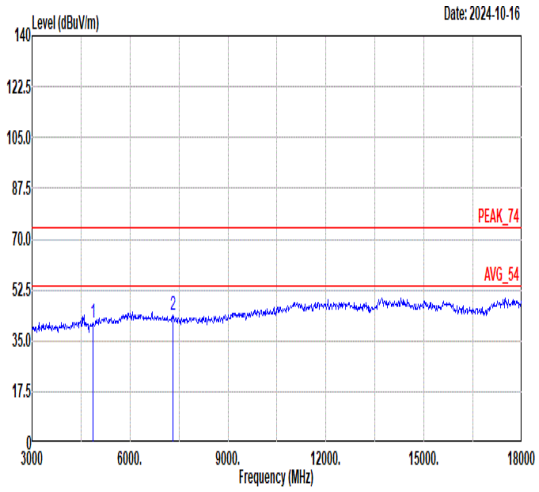 Freq Level Limit Line Margin Read Level Ant Factor Cable Loss Preamp Factor APos TPos Remark MHz dBuV/m dBuV/m dB dBuV dB/m dB dB cm deg 1 4874.00 41.11 74.00 -32.89 64.26 34.33 7.77 65.25 -- -- Peak 2 7311.00 43.65 74.00 -30.35 63.93 35.44 8.93 64.65 -- -- Peak

Mode	6	
	Band Edge	
	2400-2483.5_802.11g_CH11_2462MHz	
ANT	CDD 17+7	
Pol.	Horizontal	Fundamental
Peak	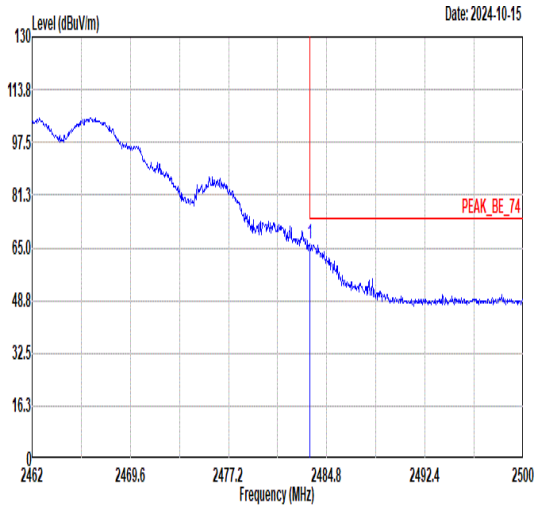 Freq Level Limit Line Margin Read Level Ant Factor Cable Loss Preamp Factor APos TPos Remark MHz dBuV/m dBuV/m dB dBuV dB/m dB dB cm deg 1 2483.51 66.23 74.00 -7.77 63.97 30.85 4.92 33.51 151 328 PEAK	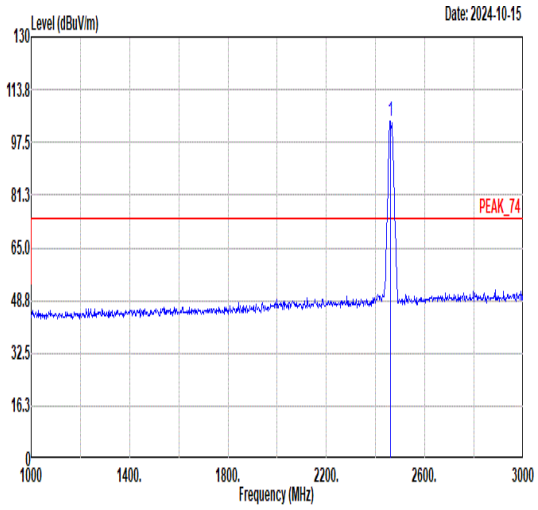 Freq Level Limit Line Margin Read Level Ant Factor Cable Loss Preamp Factor APos TPos Remark MHz dBuV/m dBuV/m dB dBuV dB/m dB dB cm deg 1 2462.00 103.85 ------ ------ 101.72 30.77 4.89 33.53 151 328 PEAK
Avg	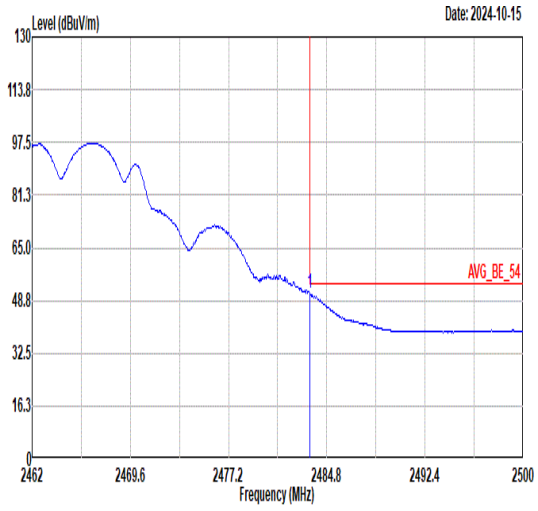 Freq Level Limit Line Margin Read Level Ant Factor Cable Loss Preamp Factor APos TPos Remark MHz dBuV/m dBuV/m dB dBuV dB/m dB dB cm deg 1 2483.51 50.95 54.00 -3.05 48.69 30.85 4.92 33.51 151 328 AVERAGE	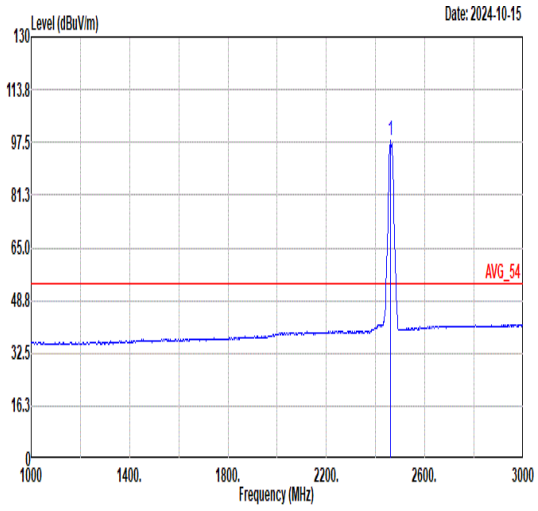 Freq Level Limit Line Margin Read Level Ant Factor Cable Loss Preamp Factor APos TPos Remark MHz dBuV/m dBuV/m dB dBuV dB/m dB dB cm deg 1 2462.00 97.91 ------ ------ 95.78 30.77 4.89 33.53 151 328 AVERAGE

Mode	6	
	Band Edge	
	2400-2483.5_802.11g_CH11_2462MHz	
ANT	CDD 17+7	
Pol.	Vertical	Fundamental
Peak	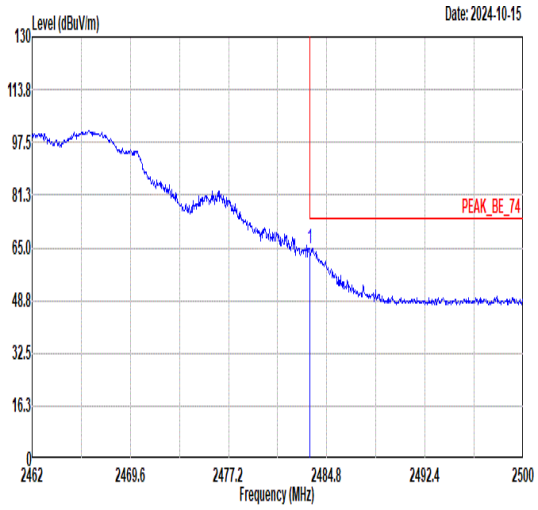 Freq Level Limit Line Margin Read Level Ant Factor Cable Loss Preamp Factor APos TPos Remark MHz dBuV/m dBuV/m dB dBuV dB/m dB dB cm deg 1 2483.51 64.67 74.00 -9.33 62.41 30.85 4.92 33.51 304 240 PEAK	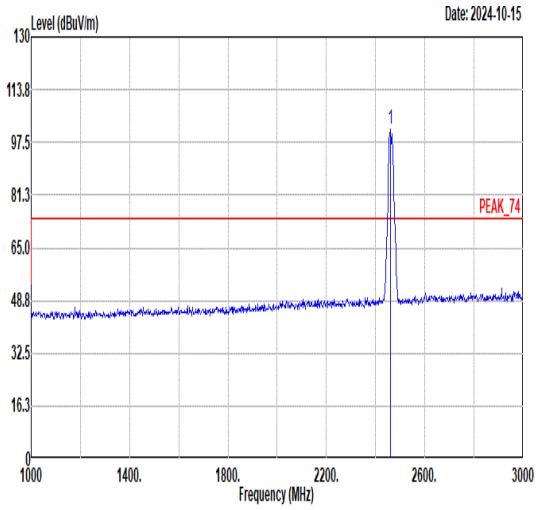 Freq Level Limit Line Margin Read Level Ant Factor Cable Loss Preamp Factor APos TPos Remark MHz dBuV/m dBuV/m dB dBuV dB/m dB dB cm deg 1 2462.00 101.75 ------ ------ 99.62 30.77 4.89 33.53 304 240 PEAK
Avg	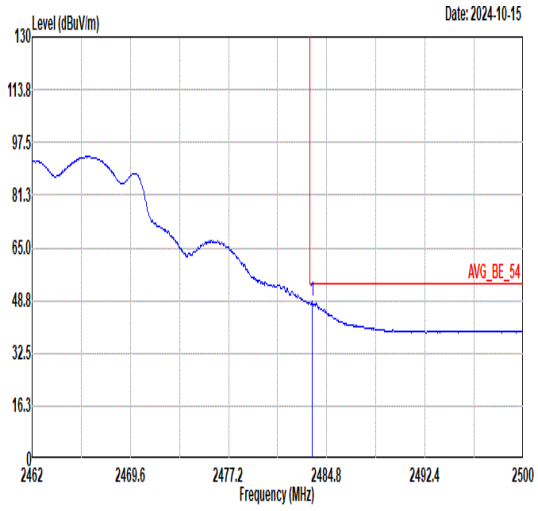 Freq Level Limit Line Margin Read Level Ant Factor Cable Loss Preamp Factor APos TPos Remark MHz dBuV/m dBuV/m dB dBuV dB/m dB dB cm deg 1 2483.66 48.35 54.00 -5.65 46.09 30.85 4.92 33.51 304 240 AVERAGE	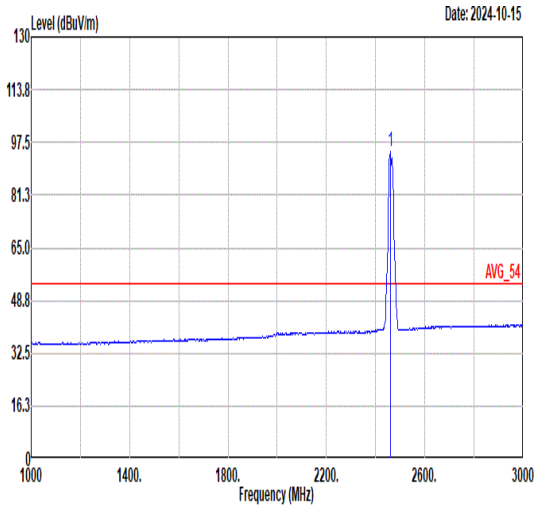 Freq Level Limit Line Margin Read Level Ant Factor Cable Loss Preamp Factor APos TPos Remark MHz dBuV/m dBuV/m dB dBuV dB/m dB dB cm deg 1 2462.00 94.85 ------ ------ 92.72 30.77 4.89 33.53 304 240 AVERAGE

Mode	6	
	Harmonic	
	2400-2483.5_802.11g_CH11_2462MHz	
ANT	CDD 17+7	
Pol.	Horizontal	Horizontal
Peak Avg	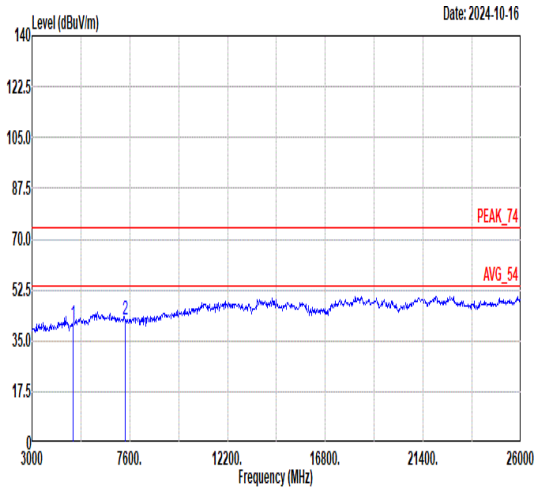 Freq Level Limit Line Margin Read Level Ant Factor Cable Loss Preamp Factor APos TPos Remark MHz dBuV/m dBuV/m dB dBuV dB/m dB dB cm deg 1 4924.00 40.46 74.00 -33.54 63.54 34.40 7.79 65.27 -- -- Peak 2 7386.00 42.45 74.00 -31.55 62.45 35.42 9.17 64.59 -- -- Peak	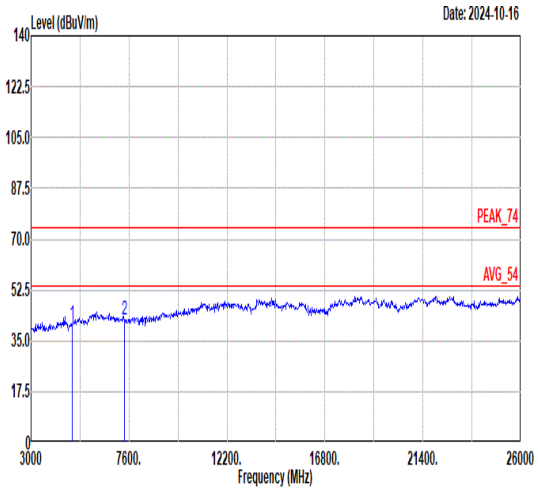 Freq Level Limit Line Margin Read Level Ant Factor Cable Loss Preamp Factor APos TPos Remark MHz dBuV/m dBuV/m dB dBuV dB/m dB dB cm deg 1 4924.00 40.46 74.00 -33.54 63.54 34.40 7.79 65.27 -- -- Peak 2 7386.00 42.45 74.00 -31.55 62.45 35.42 9.17 64.59 -- -- Peak

Mode	7	
	Band Edge	
	2400-2483.5_802.11ax HE20_CH01_Full RU _2412MHz	
ANT	CDD 17+7	
Pol.	Horizontal	Fundamental
Peak	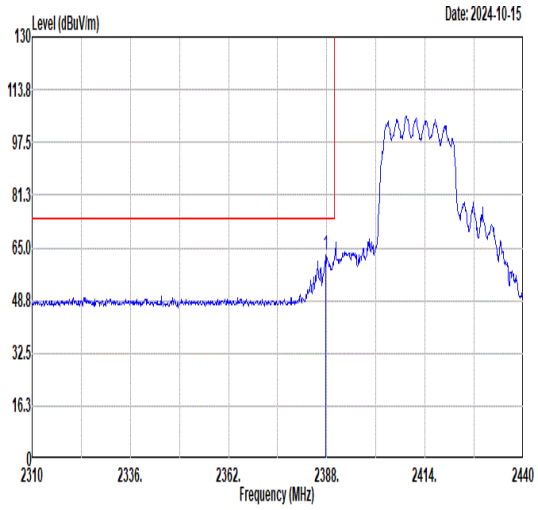 Freq Level Limit Line Margin Read Level Ant Factor Cable Loss Preamp Factor APos TPos Remark MHz dBuV/m dBuV/m dB dBuV dB/m dB dB cm deg 1 2387.61 62.64 74.00 -11.36 60.81 30.61 4.79 33.57 388 280 PEAK	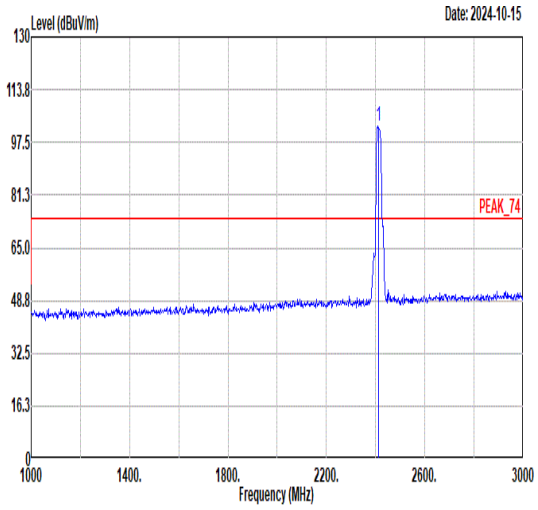 Freq Level Limit Line Margin Read Level Ant Factor Cable Loss Preamp Factor APos TPos Remark MHz dBuV/m dBuV/m dB dBuV dB/m dB dB cm deg 1 2412.00 102.34 ------ ------ 100.45 30.63 4.82 33.56 388 280 PEAK
Avg	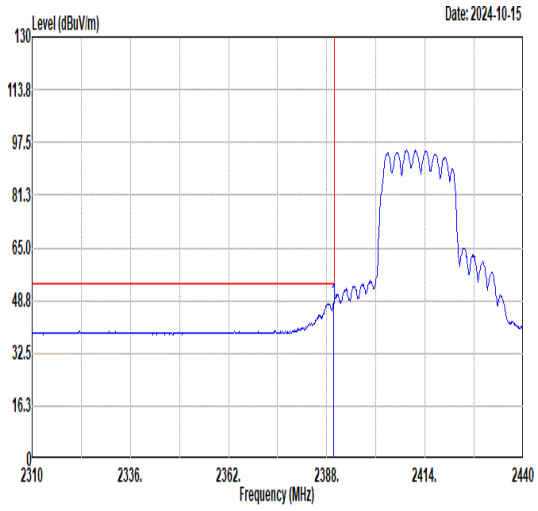 Freq Level Limit Line Margin Read Level Ant Factor Cable Loss Preamp Factor APos TPos Remark MHz dBuV/m dBuV/m dB dBuV dB/m dB dB cm deg 1 2389.82 48.10 54.00 -5.90 46.26 30.61 4.80 33.57 388 280 AVERAGE	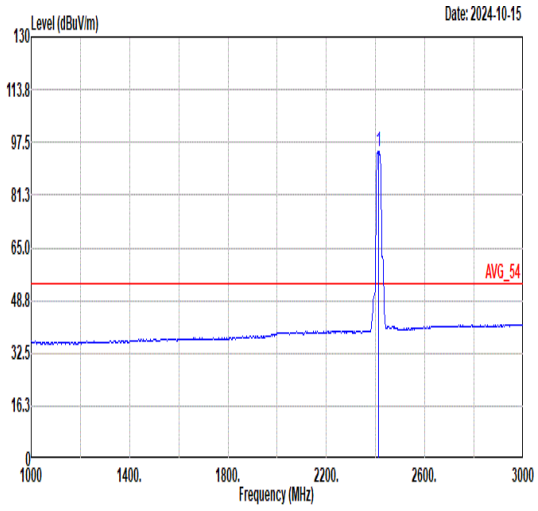 Freq Level Limit Line Margin Read Level Ant Factor Cable Loss Preamp Factor APos TPos Remark MHz dBuV/m dBuV/m dB dBuV dB/m dB dB cm deg 1 2412.00 94.87 ------ ------ 92.96 30.64 4.82 33.55 388 280 AVERAGE

Mode	7	
	Band Edge	
	2400-2483.5_802.11ax HE20_CH01_Full RU _2412MHz	
ANT	CDD 17+7	
Pol.	Vertical	Fundamental
Peak	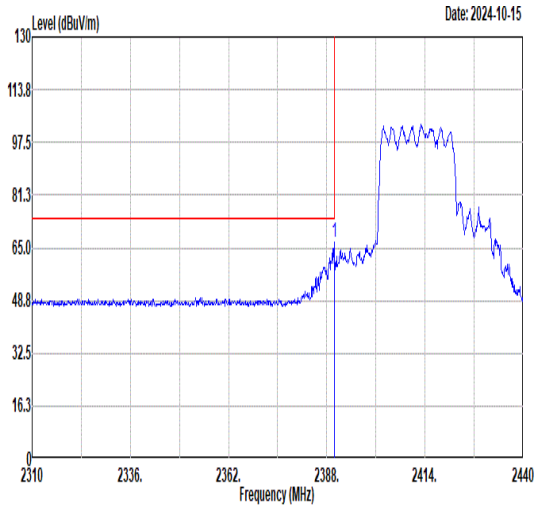 Freq Level Limit Line Margin Read Level Ant Factor Cable Loss Preamp Factor APos TPos Remark MHz dBuV/m dBuV/m dB dBuV dB/m dB dB cm deg 1 2389.95 66.96 74.00 -7.04 65.12 30.61 4.80 33.57 385 233 PEAK	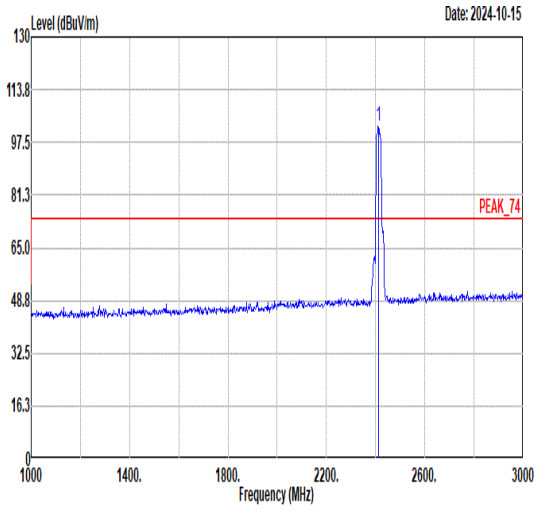 Freq Level Limit Line Margin Read Level Ant Factor Cable Loss Preamp Factor APos TPos Remark MHz dBuV/m dBuV/m dB dBuV dB/m dB dB cm deg 1 2412.00 102.65 ------ ------ 100.76 30.63 4.82 33.56 385 233 PEAK
Avg	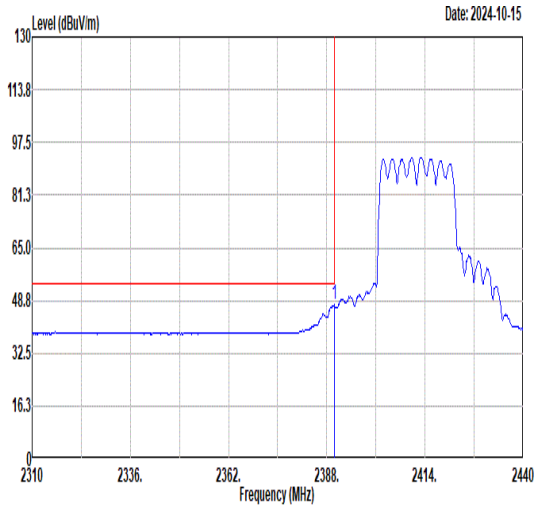 Freq Level Limit Line Margin Read Level Ant Factor Cable Loss Preamp Factor APos TPos Remark MHz dBuV/m dBuV/m dB dBuV dB/m dB dB cm deg 1 2389.95 47.66 54.00 -6.34 45.82 30.61 4.80 33.57 385 233 AVERAGE	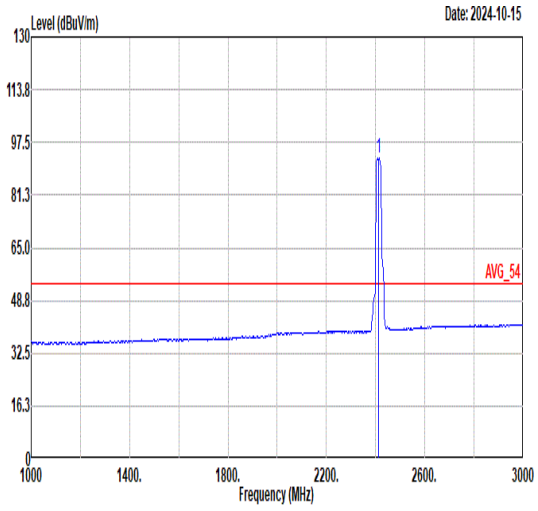 Freq Level Limit Line Margin Read Level Ant Factor Cable Loss Preamp Factor APos TPos Remark MHz dBuV/m dBuV/m dB dBuV dB/m dB dB cm deg 1 2412.00 92.86 ------ ------ 90.95 30.64 4.82 33.55 385 233 AVERAGE

Mode	7	
	Harmonic	
	2400-2483.5_802.11ax HE20_CH01_Full RU _2412MHz	
ANT	CDD 17+7	
Pol.	Horizontal	Horizontal
Peak Avg	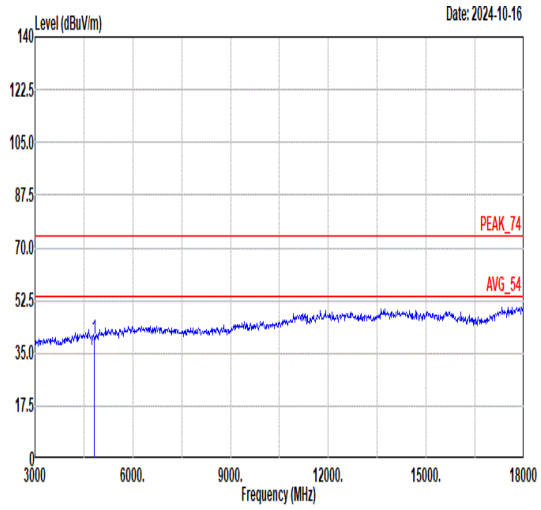 Freq Level Limit Line Margin Read Level Ant Factor Cable Loss Preamp Factor APos TPos Remark MHz dBuV/m dBuV/m dB dBuV dB/m dB dB cm deg 1 4824.00 39.49 74.00 -34.51 62.71 34.26 7.75 65.23 -- -- Peak	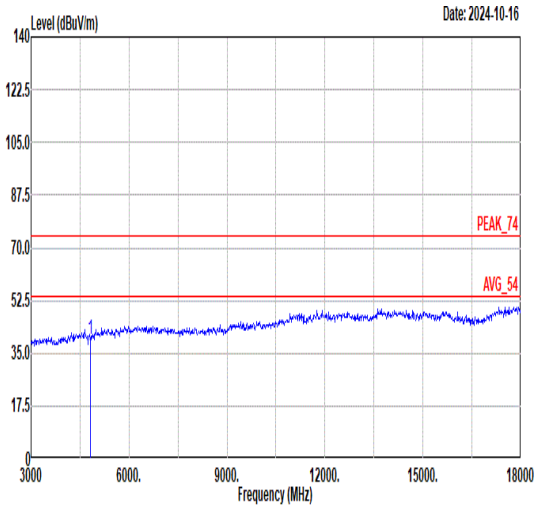 Freq Level Limit Line Margin Read Level Ant Factor Cable Loss Preamp Factor APos TPos Remark MHz dBuV/m dBuV/m dB dBuV dB/m dB dB cm deg 1 4824.00 39.49 74.00 -34.51 62.71 34.26 7.75 65.23 -- -- Peak

Mode	8	
	Band Edge - L	
	2400-2483.5_802.11ax HE20_CH06_Full RU _2437MHz	
ANT	CDD 17+7	
Pol.	Horizontal	Fundamental
Peak	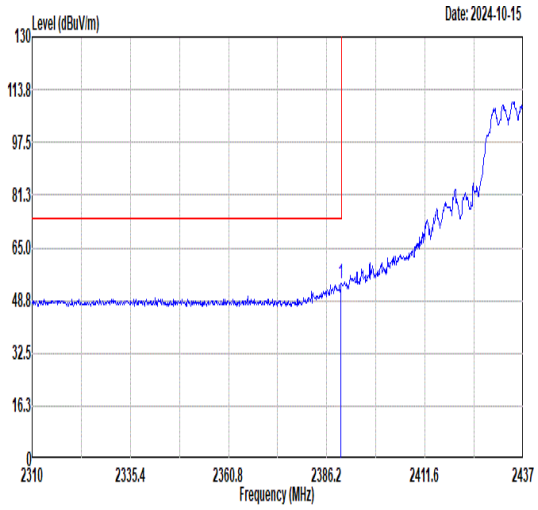 Freq Level Limit Line Margin Read Level Ant Factor Cable Loss Preamp Factor APos TPos Remark MHz dBuV/m dBuV/m dB dBuV dB/m dB dB cm deg 1 2389.88 53.94 74.00 -20.06 52.10 30.61 4.80 33.57 100 66 PEAK	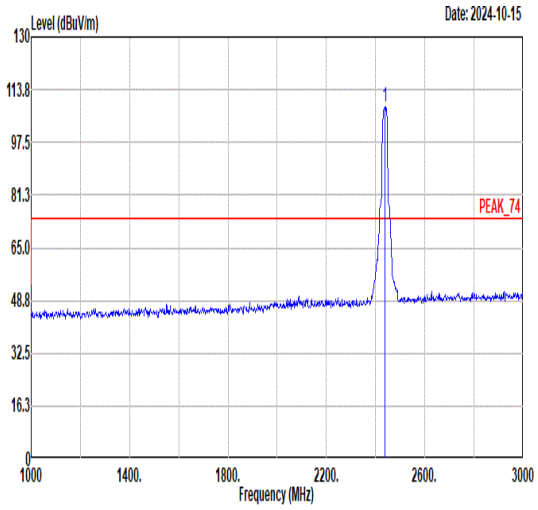 Freq Level Limit Line Margin Read Level Ant Factor Cable Loss Preamp Factor APos TPos Remark MHz dBuV/m dBuV/m dB dBuV dB/m dB dB cm deg 1 2437.00 108.44 ------ ------ 106.43 30.69 4.86 33.54 100 66 PEAK
Avg	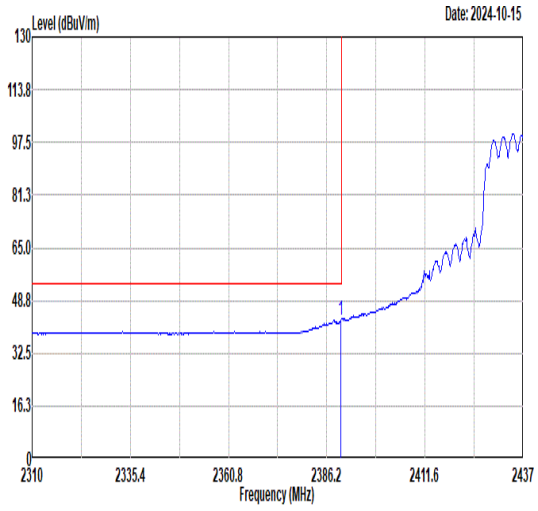 Freq Level Limit Line Margin Read Level Ant Factor Cable Loss Preamp Factor APos TPos Remark MHz dBuV/m dBuV/m dB dBuV dB/m dB dB cm deg 1 2389.88 42.55 54.00 -11.45 40.71 30.61 4.80 33.57 100 66 AVERAGE	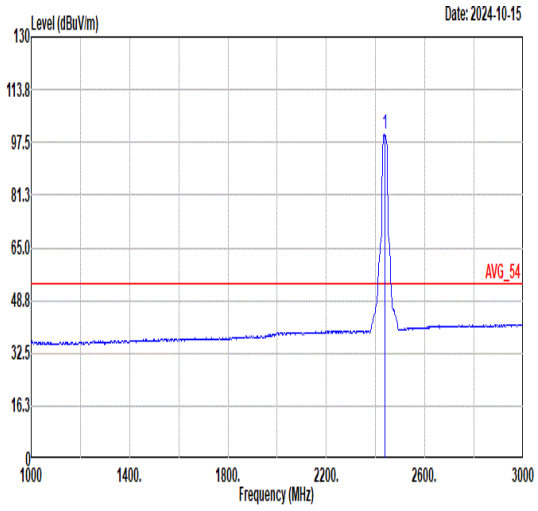 Freq Level Limit Line Margin Read Level Ant Factor Cable Loss Preamp Factor APos TPos Remark MHz dBuV/m dBuV/m dB dBuV dB/m dB dB cm deg 1 2437.00 99.89 ------ ------ 97.90 30.68 4.85 33.54 100 66 AVERAGE

Mode	8	
	Band Edge - R	
	2400-2483.5_802.11ax HE20_CH06_Full RU _2437MHz	
ANT	CDD 17+7	
Pol.	Horizontal	Fundamental
Peak	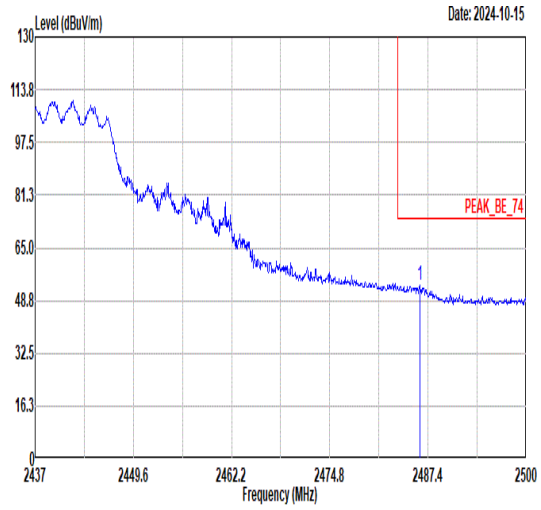 Freq Level Limit Line Margin Read Level Ant Factor Cable Loss Preamp Factor APos TPos Remark MHz dBuV/m dBuV/m dB dBuV dB/m dB dB cm deg 1 2486.33 53.35 74.00 -20.65 51.08 30.86 4.92 33.51 100 66 PEAK	Blank
Avg	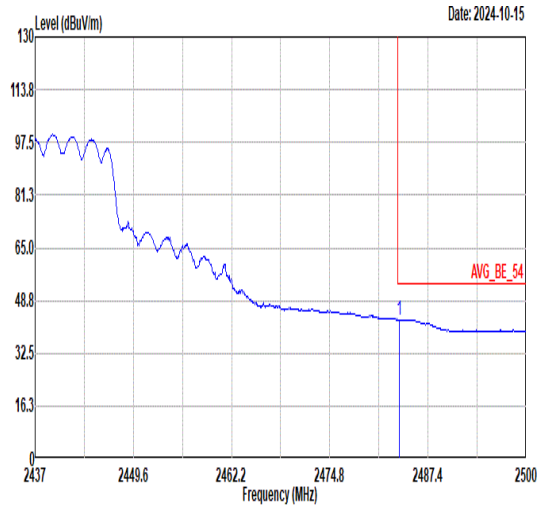 Freq Level Limit Line Margin Read Level Ant Factor Cable Loss Preamp Factor APos TPos Remark MHz dBuV/m dBuV/m dB dBuV dB/m dB dB cm deg 1 2483.75 42.87 54.00 -11.13 40.61 30.85 4.92 33.51 100 66 AVERAGE	Blank

Mode	8	
	Band Edge - L	
	2400-2483.5_802.11ax HE20_CH06_Full RU _2437MHz	
ANT	CDD 17+7	
Pol.	Vertical	Fundamental
Peak	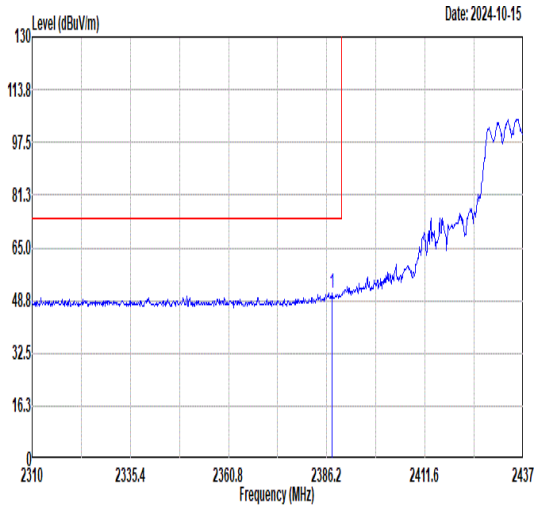 Limit Read Ant Cable Preamp APos TPos Freq Level Line Margin Level Factor Loss Factor Remark MHz dBuV/m dBuV/m dB dBuV dB/m dB dB cm deg 1 2387.60 51.24 74.00 -22.76 49.41 30.61 4.79 33.57 378 238 PEAK	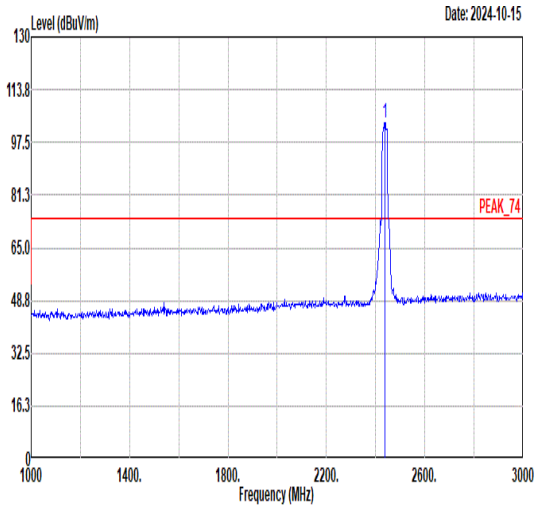 Limit Read Ant Cable Preamp APos TPos Freq Level Line Margin Level Factor Loss Factor Remark MHz dBuV/m dBuV/m dB dBuV dB/m dB dB cm deg 1 2437.00 103.60 ------ ------ 101.59 30.69 4.86 33.54 378 238 PEAK
Avg	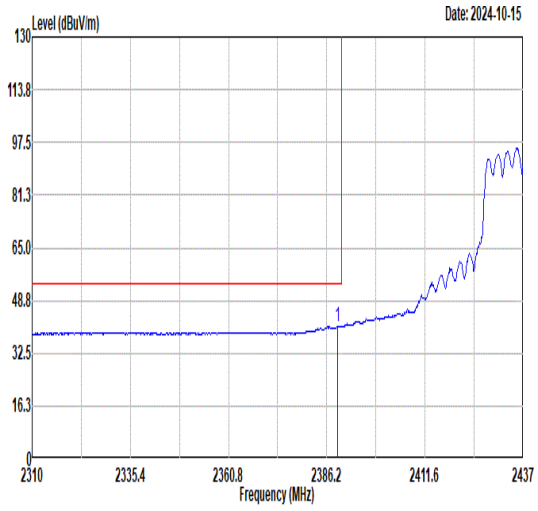 Limit Read Ant Cable Preamp APos TPos Freq Level Line Margin Level Factor Loss Factor Remark MHz dBuV/m dBuV/m dB dBuV dB/m dB dB cm deg 1 2388.99 40.91 54.00 -13.09 39.08 30.61 4.79 33.57 378 238 AVERAGE	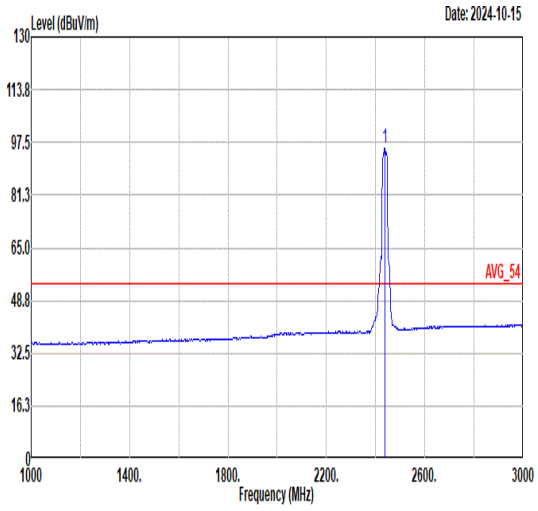 Limit Read Ant Cable Preamp APos TPos Freq Level Line Margin Level Factor Loss Factor Remark MHz dBuV/m dBuV/m dB dBuV dB/m dB dB cm deg 1 2437.00 95.57 ------ ------ 93.58 30.68 4.85 33.54 378 238 AVERAGE

Mode	8	
	Band Edge - R	
	2400-2483.5_802.11ax HE20_CH06_Full RU _2437MHz	
ANT	CDD 17+7	
Pol.	Vertical	Fundamental
Peak	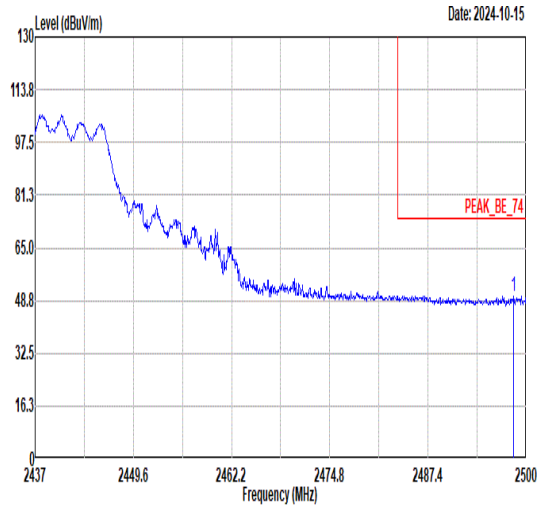 Freq Level Limit Line Margin Read Level Ant Factor Cable Loss Preamp Factor APos TPos Remark MHz dBuV/m dBuV/m dB dBuV dB/m dB dB cm deg 1 2498.36 50.14 74.00 -23.86 47.79 30.91 4.94 33.50 378 238 PEAK	Blank
Avg	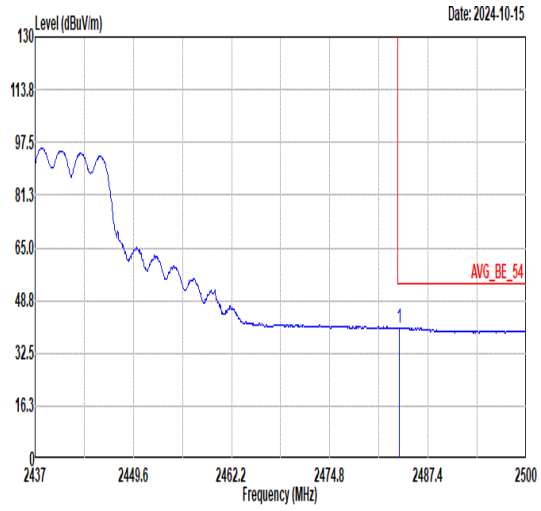 Freq Level Limit Line Margin Read Level Ant Factor Cable Loss Preamp Factor APos TPos Remark MHz dBuV/m dBuV/m dB dBuV dB/m dB dB cm deg 1 2483.68 40.44 54.00 -13.56 38.18 30.85 4.92 33.51 378 238 AVERAGE	Blank

Mode	8	
	Harmonic	
	2400-2483.5_802.11ax HE20_CH06_Full RU _2437MHz	
ANT	CDD 17+7	
Pol.	Horizontal	Horizontal
Peak Avg	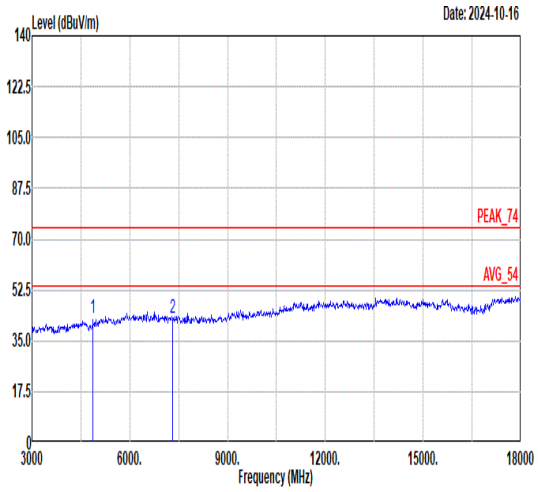 Freq Level Limit Line Margin Read Level Ant Factor Cable Loss Preamp Factor APos TPos Remark MHz dBuV/m dBuV/m dB dBuV dB/m dB dB cm deg 1 4874.00 42.90 74.00 -31.10 66.05 34.33 7.77 65.25 -- -- Peak 2 7311.00 42.57 74.00 -31.43 62.85 35.44 8.93 64.65 -- -- Peak	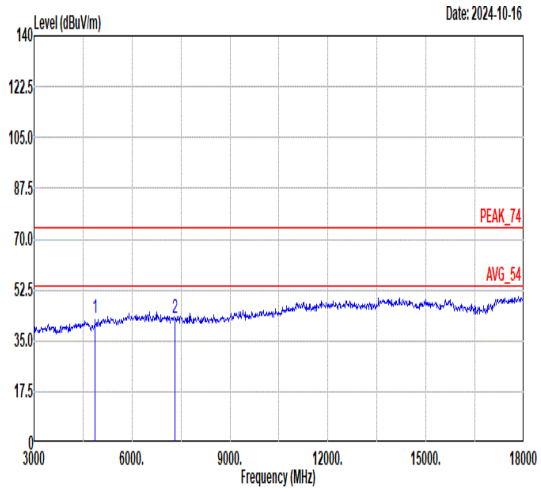 Freq Level Limit Line Margin Read Level Ant Factor Cable Loss Preamp Factor APos TPos Remark MHz dBuV/m dBuV/m dB dBuV dB/m dB dB cm deg 1 4874.00 42.90 74.00 -31.10 66.05 34.33 7.77 65.25 -- -- Peak 2 7311.00 42.57 74.00 -31.43 62.85 35.44 8.93 64.65 -- -- Peak

Mode	9	
	Band Edge	
	2400-2483.5_802.11ax HE20_CH11_Full RU _2462MHz	
ANT	CDD 17+7	
Pol.	Horizontal	Fundamental
Peak	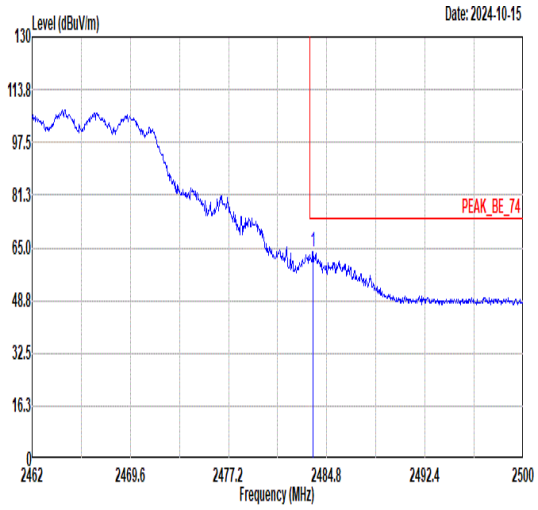 Freq Level Limit Line Margin Read Level Ant Factor Cable Loss Preamp Factor APos TPos Remark MHz dBuV/m dBuV/m dB dBuV dB/m dB dB cm deg 1 2483.74 63.99 74.00 -10.01 61.73 30.85 4.92 33.51 128 66 PEAK	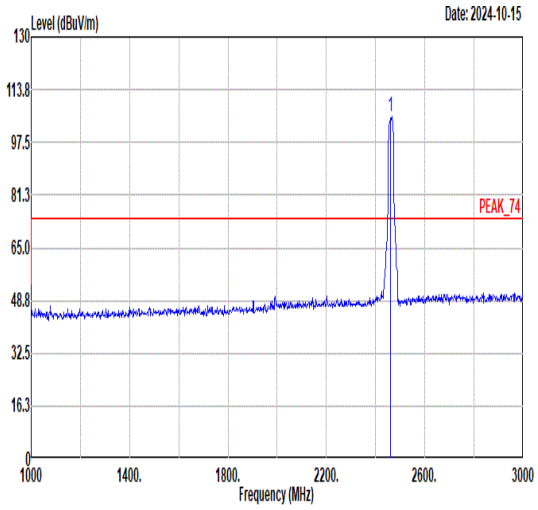 Freq Level Limit Line Margin Read Level Ant Factor Cable Loss Preamp Factor APos TPos Remark MHz dBuV/m dBuV/m dB dBuV dB/m dB dB cm deg 1 2462.00 105.46 ------ ------ 103.30 30.78 4.90 33.52 128 66 PEAK
Avg	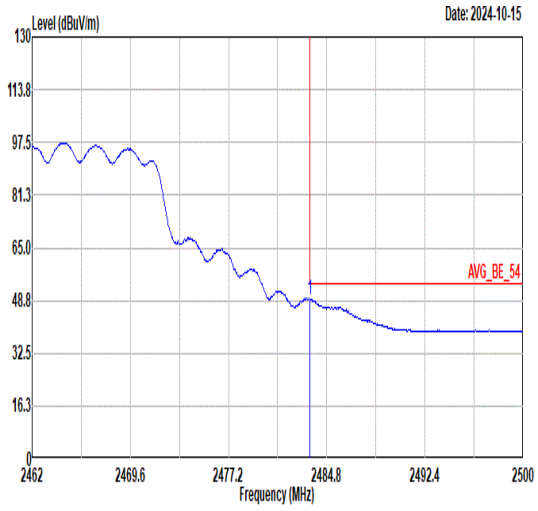 Freq Level Limit Line Margin Read Level Ant Factor Cable Loss Preamp Factor APos TPos Remark MHz dBuV/m dBuV/m dB dBuV dB/m dB dB cm deg 1 2483.51 49.14 54.00 -4.86 46.88 30.85 4.92 33.51 128 66 AVERAGE	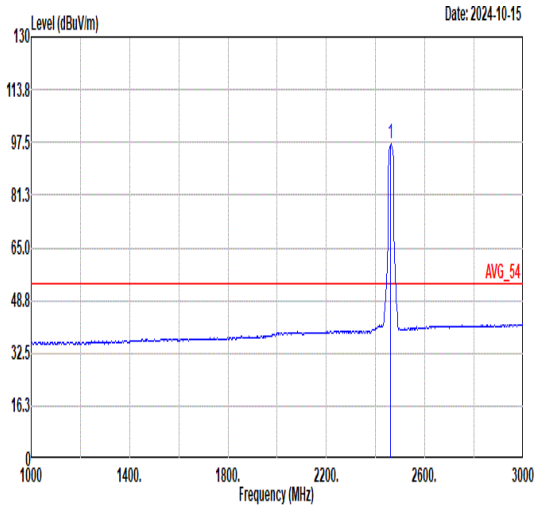 Freq Level Limit Line Margin Read Level Ant Factor Cable Loss Preamp Factor APos TPos Remark MHz dBuV/m dBuV/m dB dBuV dB/m dB dB cm deg 1 2462.00 97.05 ------ ------ 94.91 30.77 4.89 33.52 128 66 AVERAGE

Mode	9	
	Band Edge	
	2400-2483.5_802.11ax HE20_CH11_Full RU _2462MHz	
ANT	CDD 17+7	
Pol.	Vertical	Fundamental
Peak	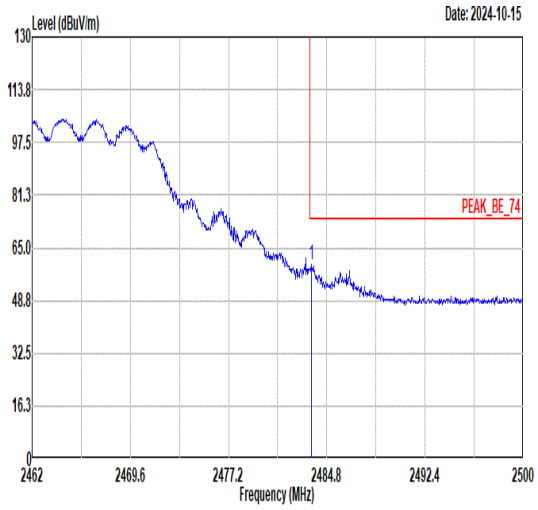 Freq Level Limit Line Margin Read Level Ant Factor Cable Loss Preamp Factor APos TPos Remark MHz dBuV/m dBuV/m dB dBuV dB/m dB dB cm deg 1 2483.58 59.97 74.00 -14.03 57.71 30.85 4.92 33.51 400 229 PEAK	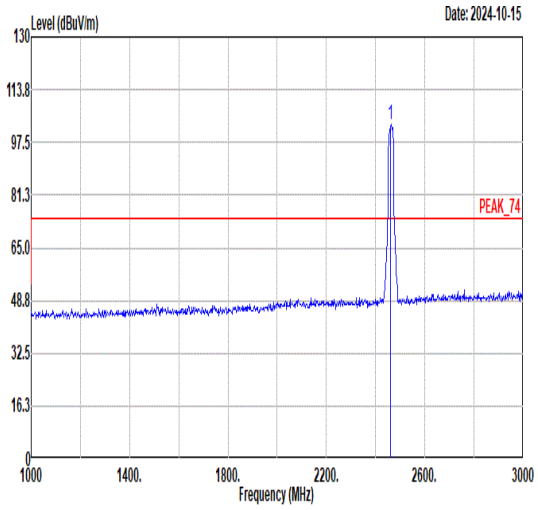 Freq Level Limit Line Margin Read Level Ant Factor Cable Loss Preamp Factor APos TPos Remark MHz dBuV/m dBuV/m dB dBuV dB/m dB dB cm deg 1 2462.00 102.85 ------ ------ 100.71 30.77 4.89 33.52 400 229 PEAK
Avg	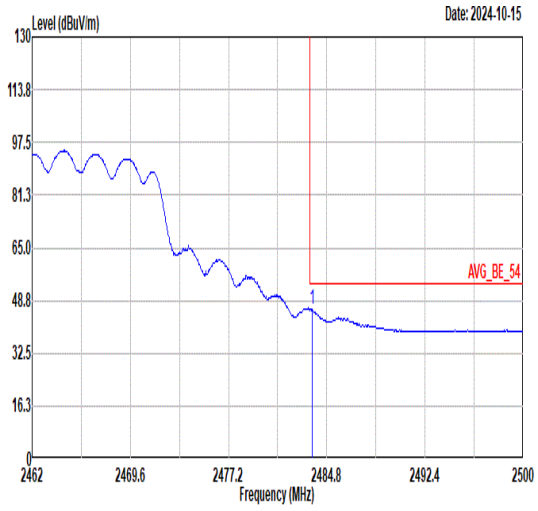 Freq Level Limit Line Margin Read Level Ant Factor Cable Loss Preamp Factor APos TPos Remark MHz dBuV/m dBuV/m dB dBuV dB/m dB dB cm deg 1 2483.66 46.03 54.00 -7.97 43.77 30.85 4.92 33.51 400 229 AVERAGE	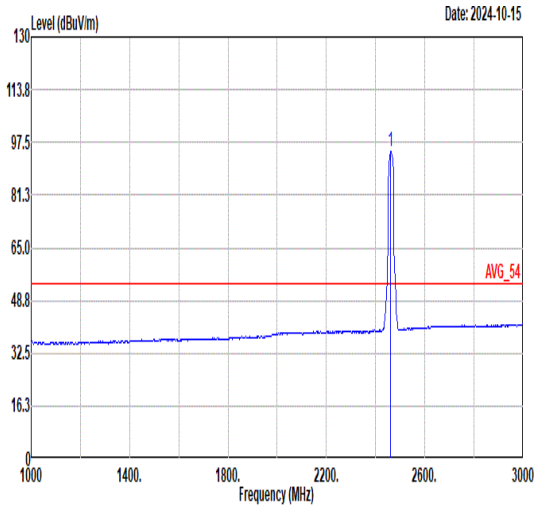 Freq Level Limit Line Margin Read Level Ant Factor Cable Loss Preamp Factor APos TPos Remark MHz dBuV/m dBuV/m dB dBuV dB/m dB dB cm deg 1 2462.00 94.90 ------ ------ 92.76 30.77 4.89 33.52 400 229 AVERAGE

Mode	9	
	Harmonic	
	2400-2483.5_802.11ax HE20_CH11_Full RU _2462MHz	
ANT	CDD 17+7	
Pol.	Horizontal	Horizontal
Peak Avg	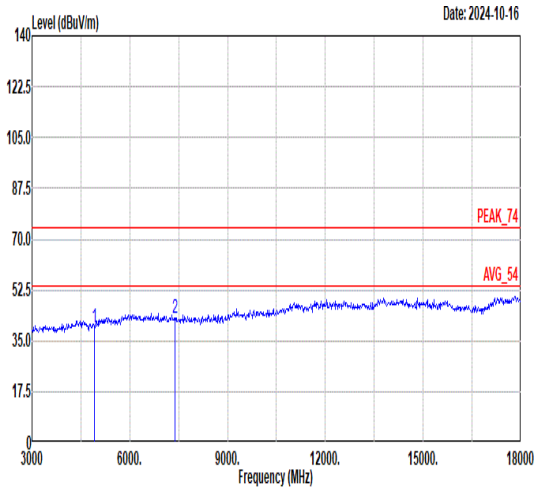 Freq Level Limit Line Margin Read Level Ant Factor Cable Loss Preamp Factor APos TPos Remark MHz dBuV/m dBuV/m dB dBuV dB/m dB dB cm deg 1 4924.00 39.89 74.00 -34.11 62.97 34.40 7.79 65.27 -- -- Peak 2 7386.00 43.01 74.00 -30.99 63.01 35.42 9.17 64.59 -- -- Peak	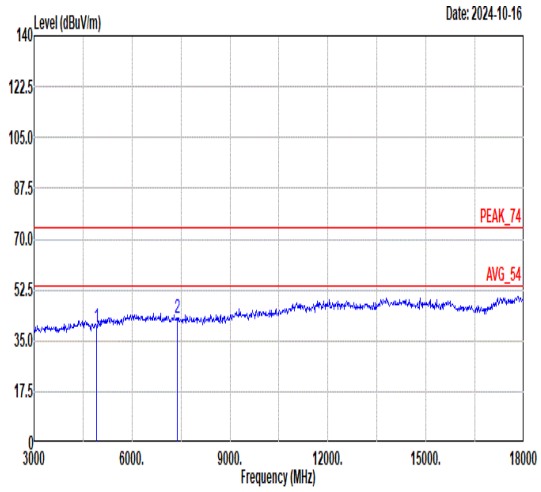 Freq Level Limit Line Margin Read Level Ant Factor Cable Loss Preamp Factor APos TPos Remark MHz dBuV/m dBuV/m dB dBuV dB/m dB dB cm deg 1 4924.00 39.89 74.00 -34.11 62.97 34.40 7.79 65.27 -- -- Peak 2 7386.00 43.01 74.00 -30.99 63.01 35.42 9.17 64.59 -- -- Peak

Mode	10	
	Band Edge - L	
	2400-2483.5_802.11ax HE40_CH03_Full RU _2422MHz	
ANT	CDD 17+7	
Pol.	Horizontal	Fundamental
Peak	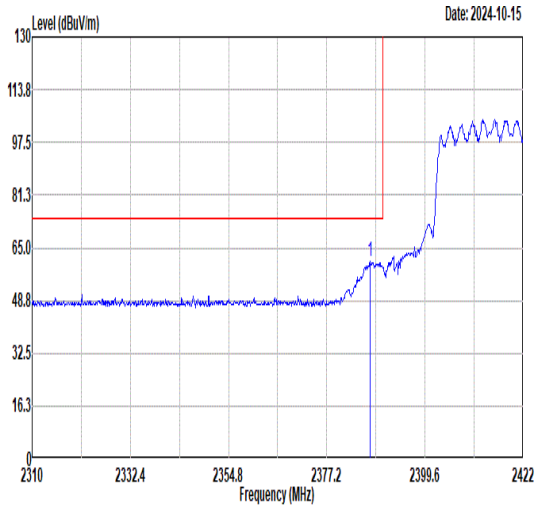 Freq Level Limit Line Margin Read Level Ant Factor Cable Loss Preamp Factor APos TPos Remark MHz dBuV/m dBuV/m dB dBuV dB/m dB dB cm deg 1 2387.06 60.65 74.00 -13.35 58.82 30.61 4.79 33.57 376 283 PEAK	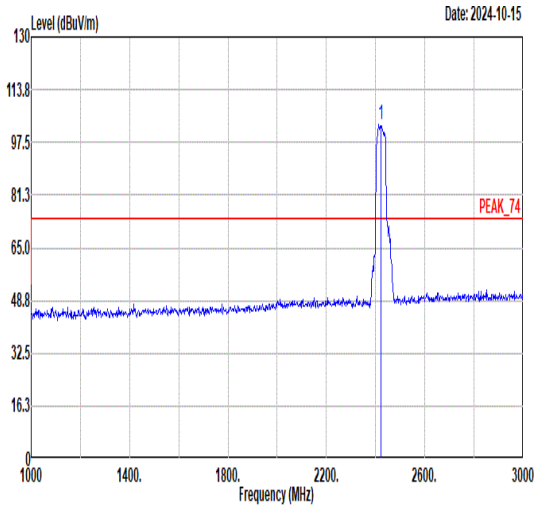 Freq Level Limit Line Margin Read Level Ant Factor Cable Loss Preamp Factor APos TPos Remark MHz dBuV/m dBuV/m dB dBuV dB/m dB dB cm deg 1 2422.00 103.24 ------ ------ 101.33 30.64 4.82 33.55 376 283 PEAK
Avg	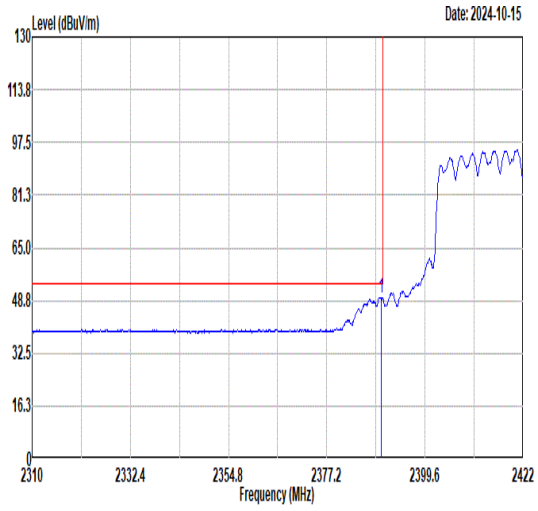 Freq Level Limit Line Margin Read Level Ant Factor Cable Loss Preamp Factor APos TPos Remark MHz dBuV/m dBuV/m dB dBuV dB/m dB dB cm deg 1 2389.63 49.73 54.00 -4.27 47.89 30.61 4.80 33.57 376 283 AVERAGE	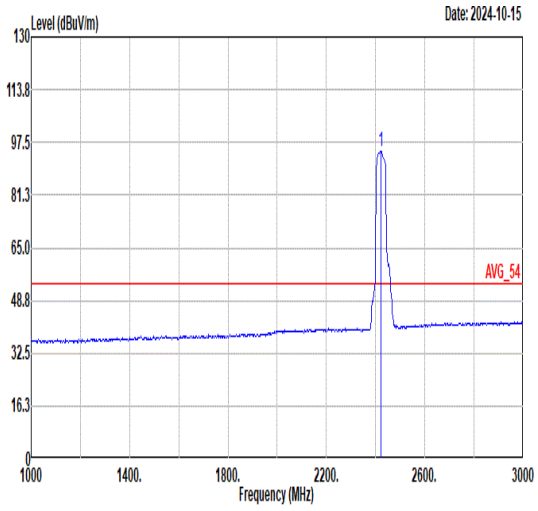 Freq Level Limit Line Margin Read Level Ant Factor Cable Loss Preamp Factor APos TPos Remark MHz dBuV/m dBuV/m dB dBuV dB/m dB dB cm deg 1 2422.00 94.64 ------ ------ 92.69 30.66 4.84 33.55 376 283 AVERAGE

Mode	10	
	Band Edge - R	
	2400-2483.5_802.11ax HE40_CH03_Full RU _2422MHz	
ANT	CDD 17+7	
Pol.	Horizontal	Fundamental
Peak	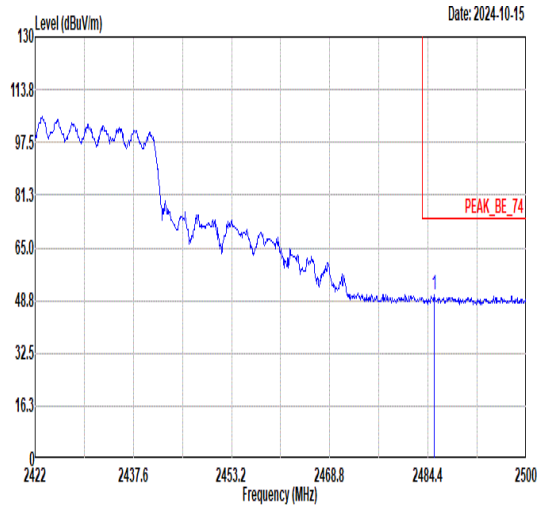 Limit Read Ant Cable Preamp APos TPos Freq Level Line Margin Level Factor Loss Factor Remark MHz dBuV/m dBuV/m dB dBuV dB/m dB dB cm deg 1 2485.34 50.38 74.00 -23.62 48.11 30.86 4.92 33.51 376 283 PEAK	Blank
Avg	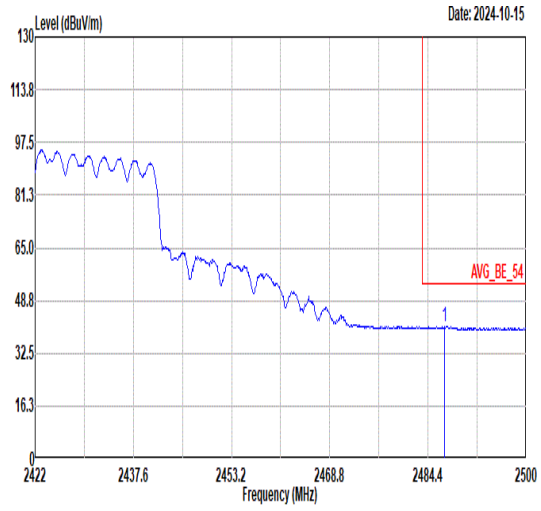 Limit Read Ant Cable Preamp APos TPos Freq Level Line Margin Level Factor Loss Factor Remark MHz dBuV/m dBuV/m dB dBuV dB/m dB dB cm deg 1 2487.05 40.58 54.00 -13.42 38.31 30.86 4.92 33.51 376 283 AVERAGE	Blank

Mode	10	
	Band Edge - L	
	2400-2483.5_802.11ax HE40_CH03_Full RU _2422MHz	
ANT	CDD 17+7	
Pol.	Vertical	Fundamental
Peak	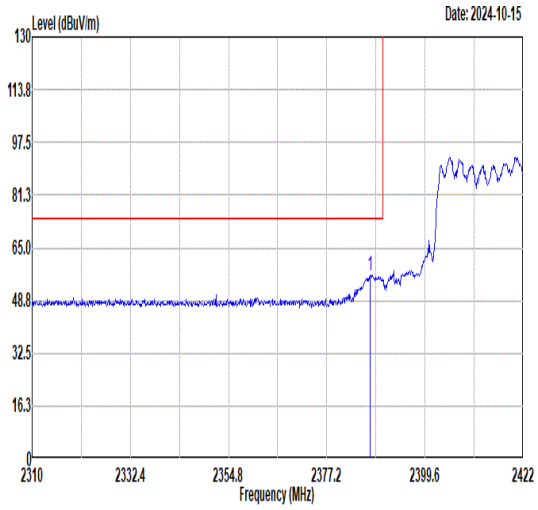 Freq Level Limit Line Margin Read Level Ant Factor Cable Loss Preamp Factor APos TPos Remark MHz dBuV/m dBuV/m dB dBuV dB/m dB dB cm deg 1 2387.17 56.56 74.00 -17.44 54.73 30.61 4.79 33.57 400 226 PEAK	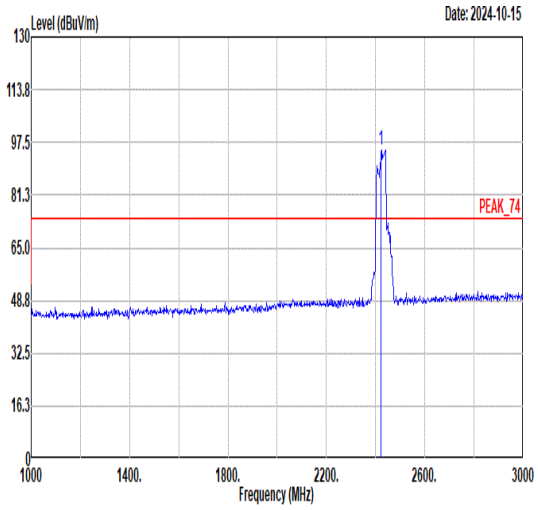 Freq Level Limit Line Margin Read Level Ant Factor Cable Loss Preamp Factor APos TPos Remark MHz dBuV/m dBuV/m dB dBuV dB/m dB dB cm deg 1 2422.00 95.34 ------ ------ 93.39 30.66 4.84 33.55 400 226 PEAK
Avg	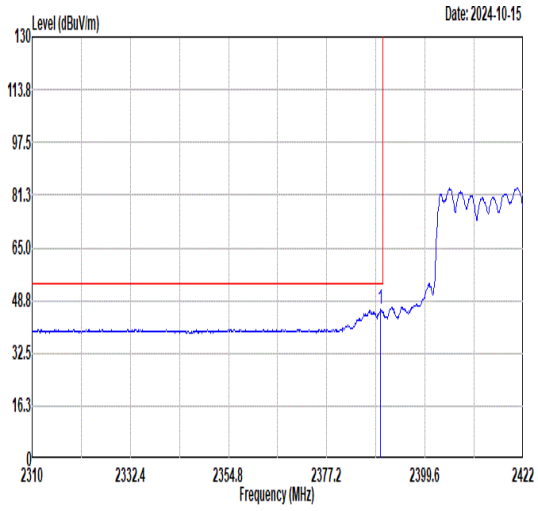 Freq Level Limit Line Margin Read Level Ant Factor Cable Loss Preamp Factor APos TPos Remark MHz dBuV/m dBuV/m dB dBuV dB/m dB dB cm deg 1 2389.52 45.94 54.00 -8.06 44.10 30.61 4.80 33.57 400 226 AVERAGE	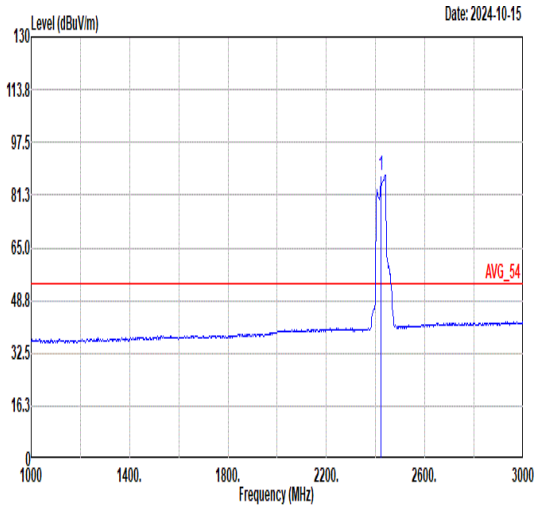 Freq Level Limit Line Margin Read Level Ant Factor Cable Loss Preamp Factor APos TPos Remark MHz dBuV/m dBuV/m dB dBuV dB/m dB dB cm deg 1 2422.00 87.24 ------ ------ 85.23 30.69 4.86 33.54 400 226 AVERAGE

Mode	10	
	Band Edge - R	
	2400-2483.5_802.11ax HE40_CH03_Full RU _2422MHz	
ANT	CDD 17+7	
Pol.	Vertical	Fundamental
Peak	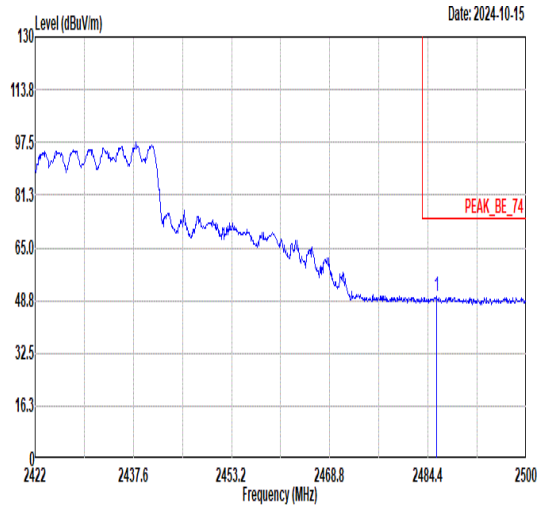 Freq Level Limit Line Margin Read Level Ant Factor Cable Loss Preamp Factor APos TPos Remark MHz dBuV/m dBuV/m dB dBuV dB/m dB dB cm deg 1 2485.73 50.22 74.00 -23.78 47.95 30.86 4.92 33.51 400 226 PEAK	Blank
Avg	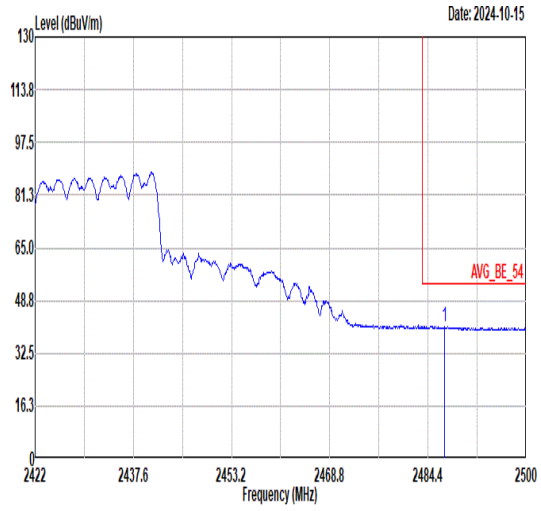 Freq Level Limit Line Margin Read Level Ant Factor Cable Loss Preamp Factor APos TPos Remark MHz dBuV/m dBuV/m dB dBuV dB/m dB dB cm deg 1 2486.97 40.83 54.00 -13.17 38.56 30.86 4.92 33.51 400 226 AVERAGE	Blank

Mode	11	
	Band Edge - L	
	2400-2483.5_802.11ax HE40_CH09_Full RU _2452MHz	
ANT	CDD 17+7	
Pol.	Horizontal	Fundamental
Peak	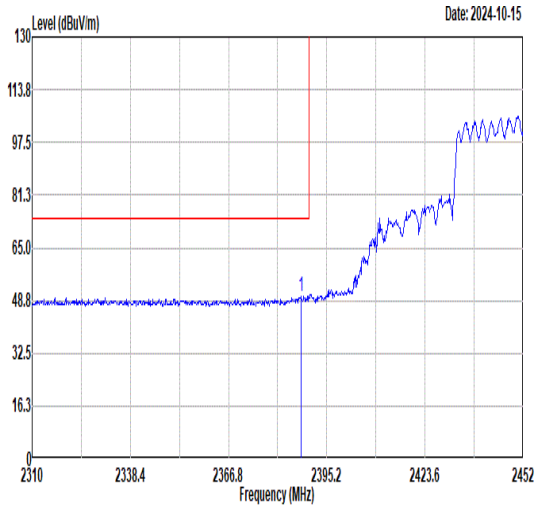 Freq Level Limit Line Margin Read Level Ant Factor Cable Loss Preamp Factor APos TPos Remark MHz dBuV/m dBuV/m dB dBuV dB/m dB dB cm deg 1 2387.67 50.26 74.00 -23.74 48.43 30.61 4.79 33.57 100 287 PEAK	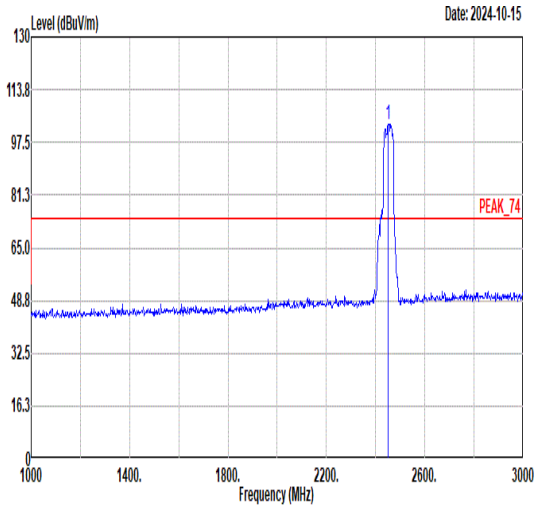 Freq Level Limit Line Margin Read Level Ant Factor Cable Loss Preamp Factor APos TPos Remark MHz dBuV/m dBuV/m dB dBuV dB/m dB dB cm deg 1 2452.00 103.11 ------ ------ 101.02 30.74 4.88 33.53 100 287 PEAK
Avg	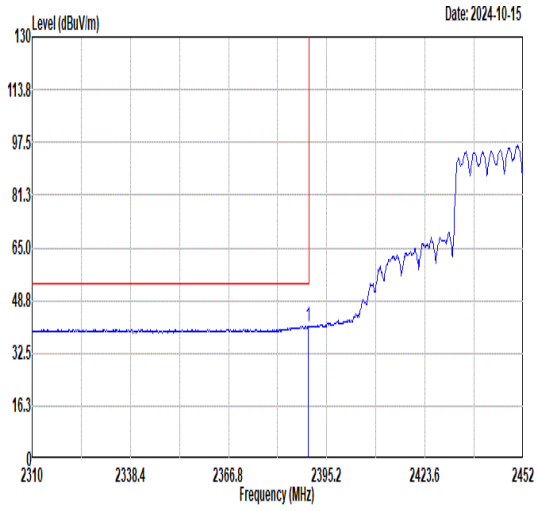 Freq Level Limit Line Margin Read Level Ant Factor Cable Loss Preamp Factor APos TPos Remark MHz dBuV/m dBuV/m dB dBuV dB/m dB dB cm deg 1 2389.95 40.68 54.00 -13.32 38.84 30.61 4.80 33.57 100 287 AVERAGE	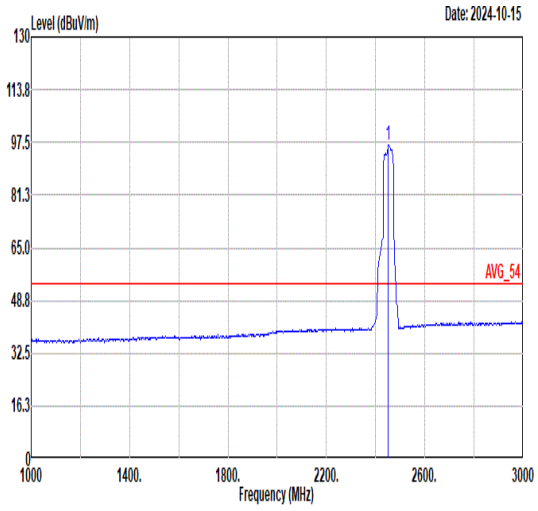 Freq Level Limit Line Margin Read Level Ant Factor Cable Loss Preamp Factor APos TPos Remark MHz dBuV/m dBuV/m dB dBuV dB/m dB dB cm deg 1 2452.00 96.51 ------ ------ 94.42 30.74 4.88 33.53 100 287 AVERAGE

Mode	11	
	Band Edge - R	
	2400-2483.5_802.11ax HE40_CH09_Full RU _2452MHz	
ANT	CDD 17+7	
Pol.	Horizontal	Fundamental
Peak	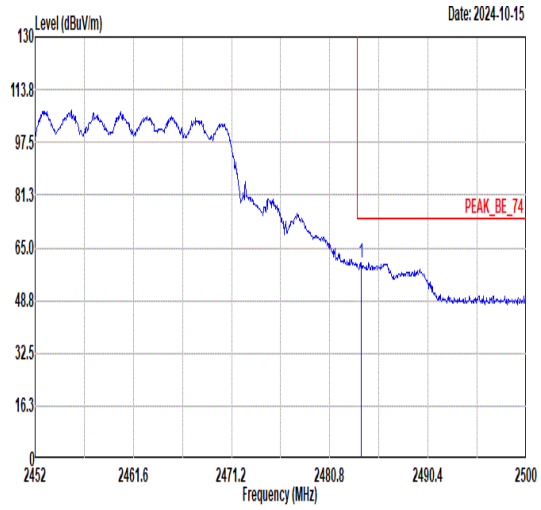 Freq Level Limit Line Margin Read Level Ant Factor Cable Loss Preamp Factor APos TPos Remark MHz dBuV/m dBuV/m dB dBuV dB/m dB dB cm deg 1 2483.87 60.16 74.00 -13.84 57.90 30.85 4.92 33.51 100 287 PEAK	Blank
Avg	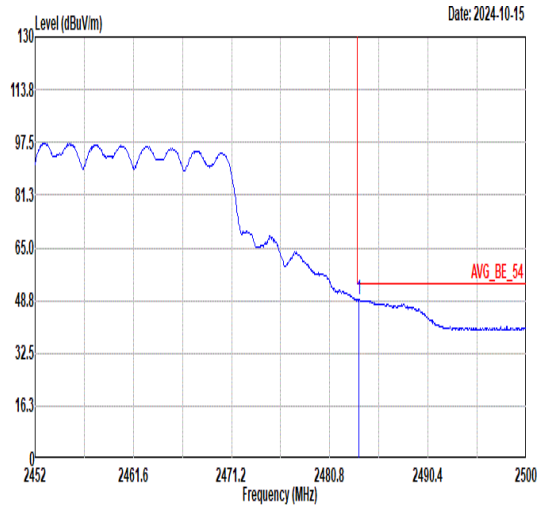 Freq Level Limit Line Margin Read Level Ant Factor Cable Loss Preamp Factor APos TPos Remark MHz dBuV/m dBuV/m dB dBuV dB/m dB dB cm deg 1 2483.63 49.30 54.00 -4.70 47.04 30.85 4.92 33.51 100 287 AVERAGE	Blank

Mode	11	
	Band Edge - L	
	2400-2483.5_802.11ax HE40_CH09_Full RU _2452MHz	
ANT	CDD 17+7	
Pol.	Vertical	Fundamental
Peak	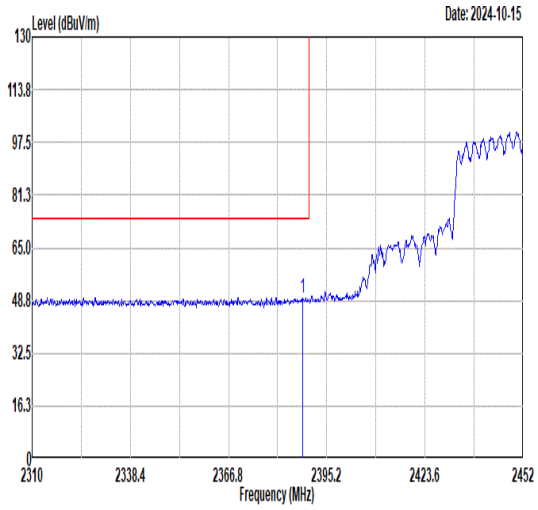 Freq Level Limit Line Margin Read Level Ant Factor Cable Loss Preamp Factor APos TPos Remark MHz dBuV/m dBuV/m dB dBuV dB/m dB dB cm deg 1 2388.24 49.78 74.00 -24.22 47.95 30.61 4.79 33.57 388 241 PEAK	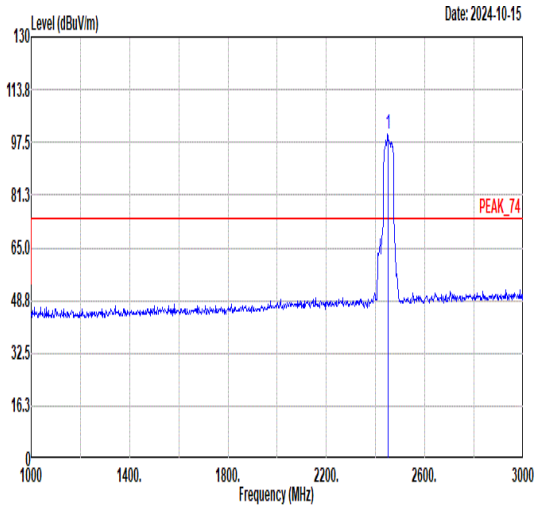 Freq Level Limit Line Margin Read Level Ant Factor Cable Loss Preamp Factor APos TPos Remark MHz dBuV/m dBuV/m dB dBuV dB/m dB dB cm deg 1 2452.00 100.16 ------ ------ 98.11 30.71 4.87 33.53 388 241 PEAK
Avg	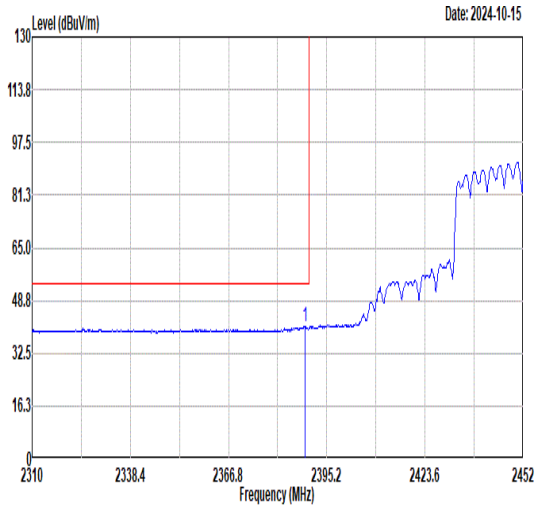 Freq Level Limit Line Margin Read Level Ant Factor Cable Loss Preamp Factor APos TPos Remark MHz dBuV/m dBuV/m dB dBuV dB/m dB dB cm deg 1 2388.81 40.86 54.00 -13.14 39.03 30.61 4.79 33.57 388 241 AVERAGE	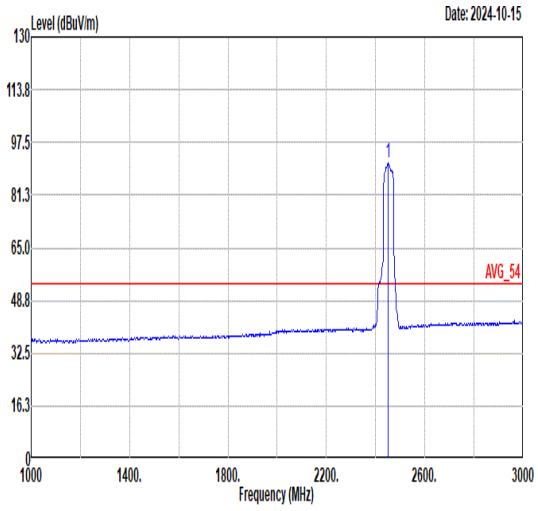 Freq Level Limit Line Margin Read Level Ant Factor Cable Loss Preamp Factor APos TPos Remark MHz dBuV/m dBuV/m dB dBuV dB/m dB dB cm deg 1 2452.00 91.12 ------ ------ 89.06 30.72 4.87 33.53 388 241 AVERAGE

Mode	11	
	Band Edge - R	
	2400-2483.5_802.11ax HE40_CH09_Full RU _2452MHz	
ANT	CDD 17+7	
Pol.	Vertical	Fundamental
Peak	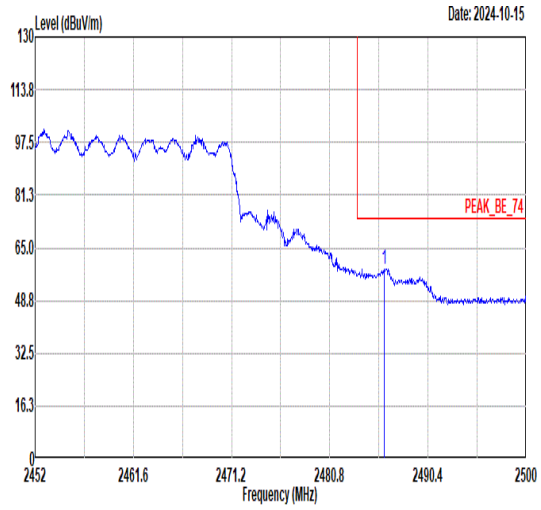 Freq Level Limit Line Margin Read Level Ant Factor Cable Loss Preamp Factor APos TPos Remark MHz dBuV/m dBuV/m dB dBuV dB/m dB dB cm deg 1 2486.13 58.47 74.00 -15.53 56.20 30.86 4.92 33.51 388 241 PEAK	Blank
Avg	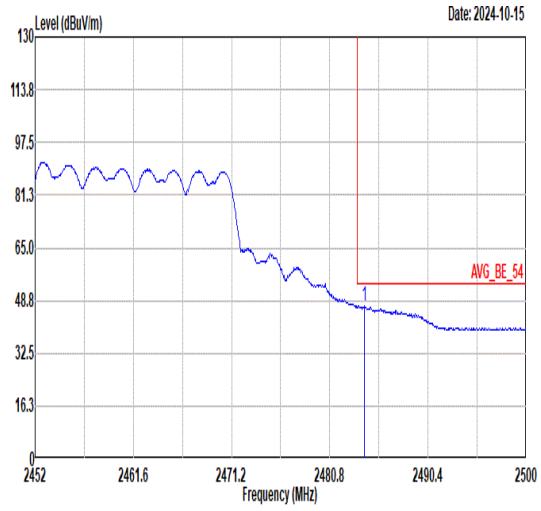 Freq Level Limit Line Margin Read Level Ant Factor Cable Loss Preamp Factor APos TPos Remark MHz dBuV/m dBuV/m dB dBuV dB/m dB dB cm deg 1 2484.16 46.95 54.00 -7.05 44.69 30.85 4.92 33.51 388 241 AVERAGE	Blank

Mode	12	
	Band Edge	
	2400-2483.5_802.11ax HE20_CH01_Partial RU 26/0_2412MHz	
ANT	CDD 17+7	
Pol.	Horizontal	Fundamental
Peak	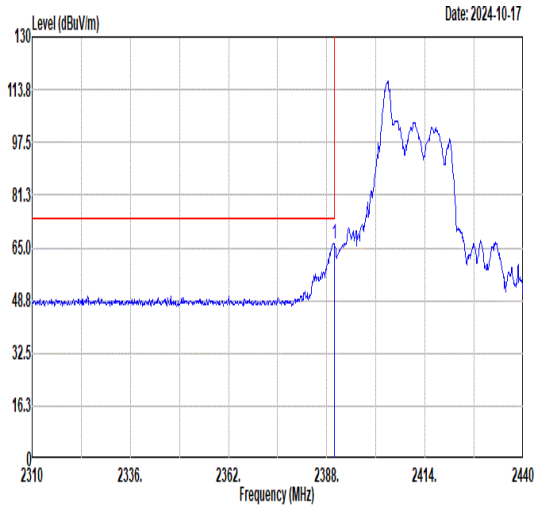 Freq Level Limit Line Margin Read Level Ant Factor Cable Loss Preamp Factor APos TPos Remark MHz dBuV/m dBuV/m dB dBuV dB/m dB dB cm deg 1 2389.95 66.43 74.00 -7.57 64.59 30.61 4.80 33.57 377 294 PEAK	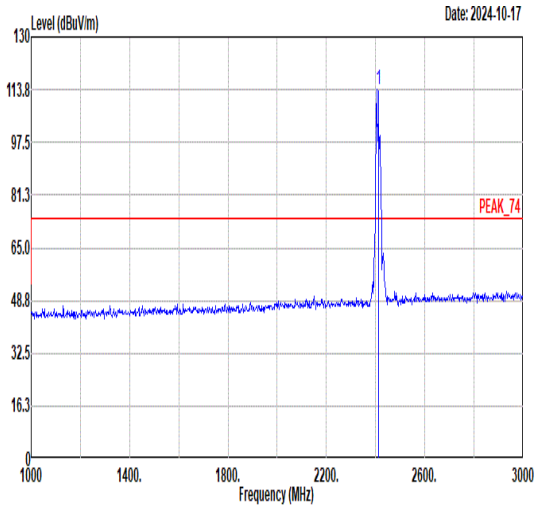 Freq Level Limit Line Margin Read Level Ant Factor Cable Loss Preamp Factor APos TPos Remark MHz dBuV/m dBuV/m dB dBuV dB/m dB dB cm deg 1 2412.00 113.68 ------ ------ 111.81 30.62 4.81 33.56 377 294 PEAK
Avg	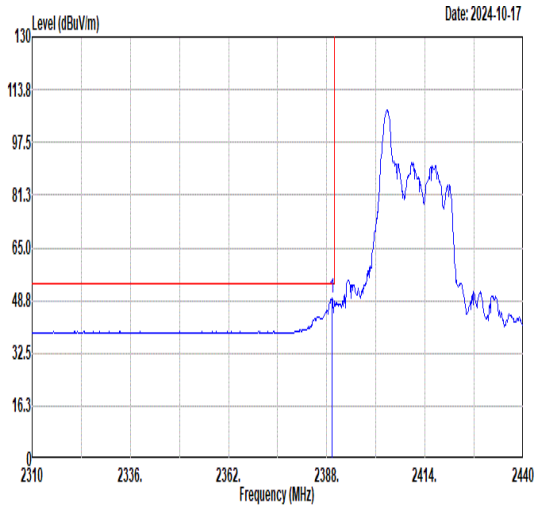 Freq Level Limit Line Margin Read Level Ant Factor Cable Loss Preamp Factor APos TPos Remark MHz dBuV/m dBuV/m dB dBuV dB/m dB dB cm deg 1 2389.43 49.45 54.00 -4.55 47.61 30.61 4.80 33.57 377 294 AVERAGE	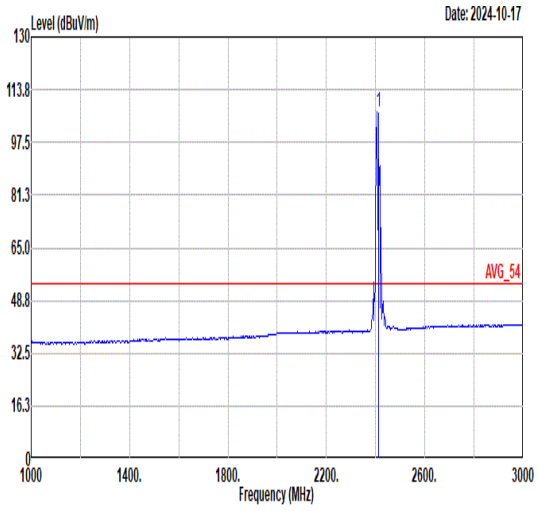 Freq Level Limit Line Margin Read Level Ant Factor Cable Loss Preamp Factor APos TPos Remark MHz dBuV/m dBuV/m dB dBuV dB/m dB dB cm deg 1 2412.00 107.00 ------ ------ 105.13 30.62 4.81 33.56 377 294 AVERAGE

Mode	12	
	Band Edge	
	2400-2483.5_802.11ax HE20_CH01_Partial RU 26/0_2412MHz	
ANT	CDD 17+7	
Pol.	Vertical	Fundamental
Peak	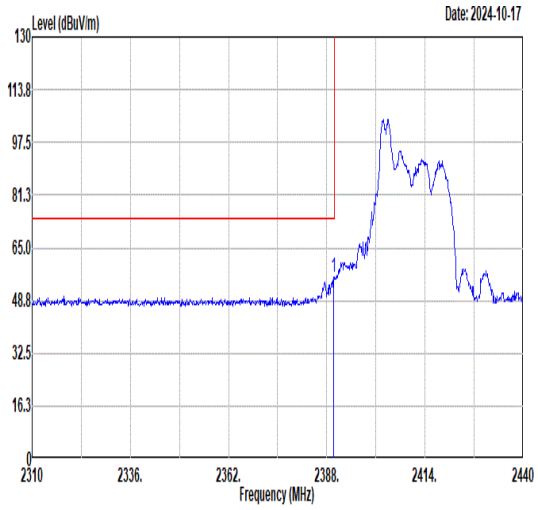 Freq Level Limit Line Margin Read Level Ant Factor Cable Loss Preamp Factor APos TPos Remark MHz dBuV/m dBuV/m dB dBuV dB/m dB dB cm deg 1 2389.82 55.91 74.00 -18.09 54.07 30.61 4.80 33.57 377 294 PEAK	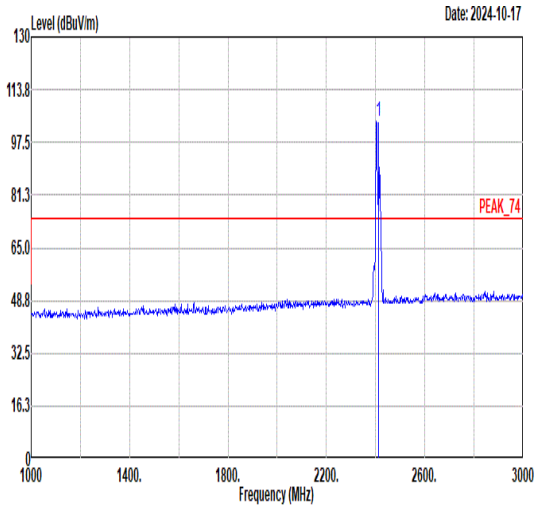 Freq Level Limit Line Margin Read Level Ant Factor Cable Loss Preamp Factor APos TPos Remark MHz dBuV/m dBuV/m dB dBuV dB/m dB dB cm deg 1 2412.00 103.90 ------ ------ 102.03 30.62 4.81 33.56 377 294 PEAK
Avg	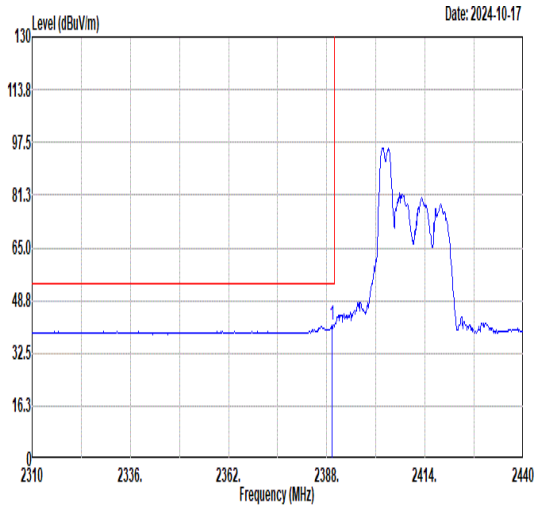 Freq Level Limit Line Margin Read Level Ant Factor Cable Loss Preamp Factor APos TPos Remark MHz dBuV/m dBuV/m dB dBuV dB/m dB dB cm deg 1 2389.30 41.16 54.00 -12.84 39.33 30.61 4.79 33.57 377 294 AVERAGE	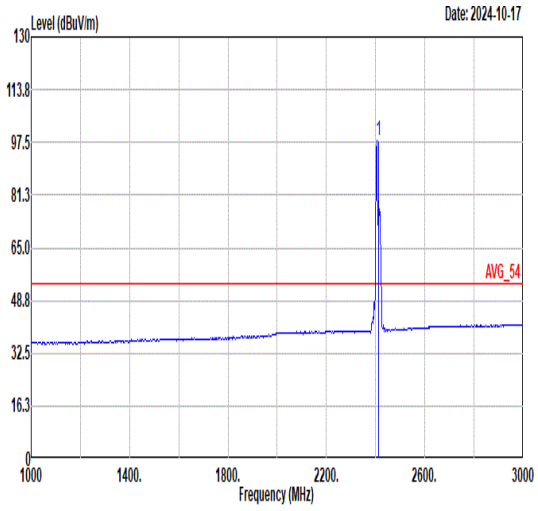 Freq Level Limit Line Margin Read Level Ant Factor Cable Loss Preamp Factor APos TPos Remark MHz dBuV/m dBuV/m dB dBuV dB/m dB dB cm deg 1 2412.00 98.06 ------ ------ 96.19 30.62 4.81 33.56 377 294 AVERAGE

Mode	13	
	Band Edge	
	2400-2483.5_802.11ax HE20_CH01_Partial RU 52/37_2412MHz	
ANT	CDD 17+7	
Pol.	Horizontal	Fundamental
Peak	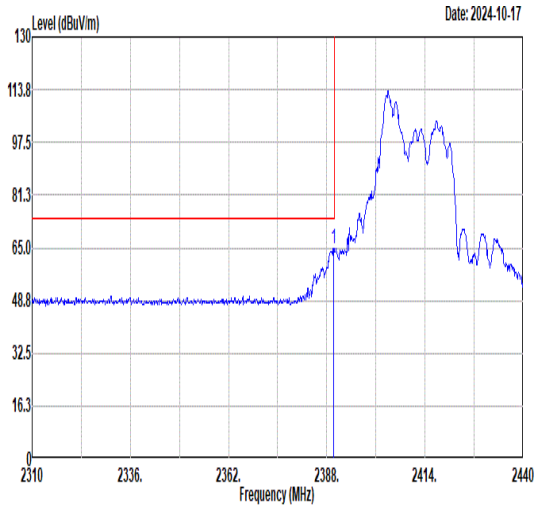 Freq Level Limit Line Margin Read Level Ant Factor Cable Loss Preamp Factor APos TPos Remark MHz dBuV/m dBuV/m dB dBuV dB/m dB dB cm deg 1 2389.82 64.93 74.00 -9.07 63.09 30.61 4.80 33.57 104 328 PEAK	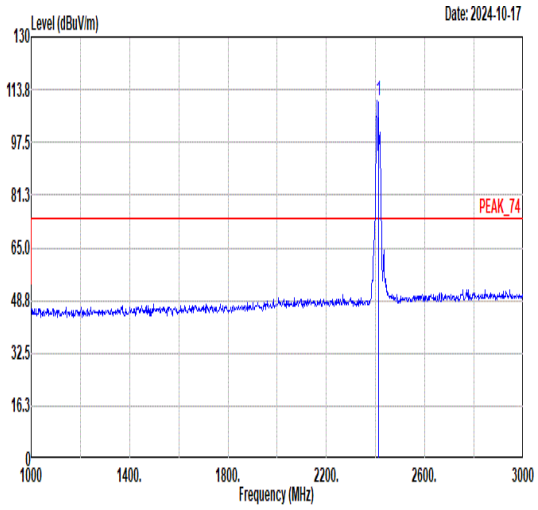 Freq Level Limit Line Margin Read Level Ant Factor Cable Loss Preamp Factor APos TPos Remark MHz dBuV/m dBuV/m dB dBuV dB/m dB dB cm deg 1 2412.00 110.53 ------ ------ 108.66 30.62 4.81 33.56 104 328 PEAK
Avg	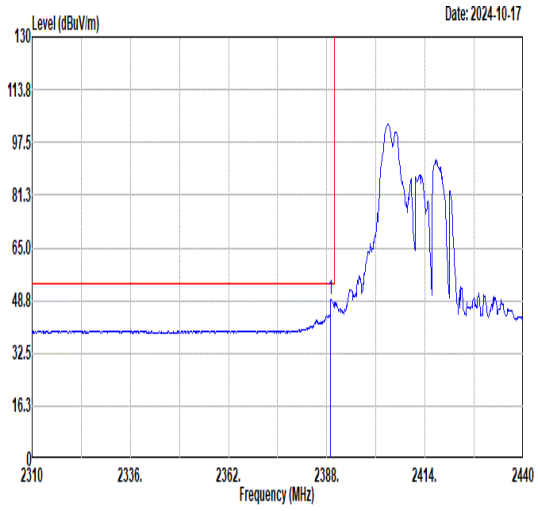 Freq Level Limit Line Margin Read Level Ant Factor Cable Loss Preamp Factor APos TPos Remark MHz dBuV/m dBuV/m dB dBuV dB/m dB dB cm deg 1 2389.04 48.86 54.00 -5.14 47.03 30.61 4.79 33.57 104 328 AVERAGE	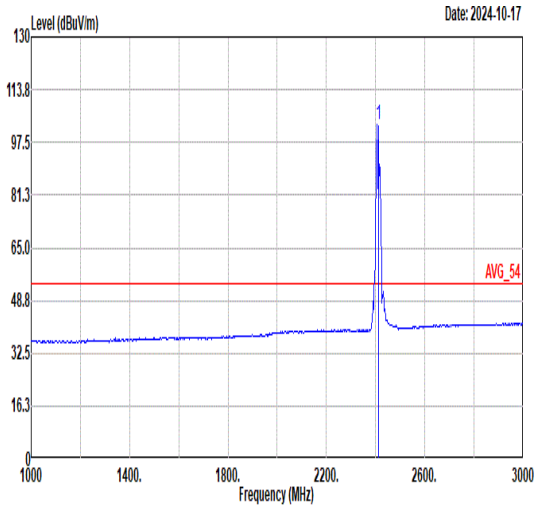 Freq Level Limit Line Margin Read Level Ant Factor Cable Loss Preamp Factor APos TPos Remark MHz dBuV/m dBuV/m dB dBuV dB/m dB dB cm deg 1 2412.00 103.10 ------ ------ 101.23 30.62 4.81 33.56 104 328 AVERAGE

Mode	13	
	Band Edge	
	2400-2483.5_802.11ax HE20_CH01_Partial RU 52/37_2412MHz	
ANT	CDD 17+7	
Pol.	Vertical	Fundamental
Peak	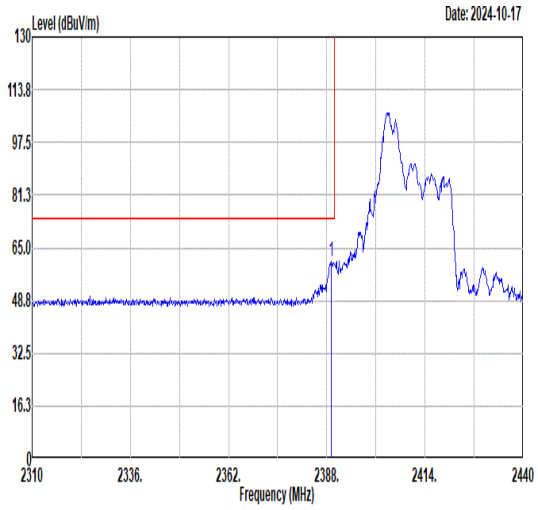 Freq Level Limit Line Margin Read Level Ant Factor Cable Loss Preamp Factor APos TPos Remark MHz dBuV/m dBuV/m dB dBuV dB/m dB dB cm deg 1 2389.17 60.75 74.00 -13.25 58.92 30.61 4.79 33.57 400 221 PEAK	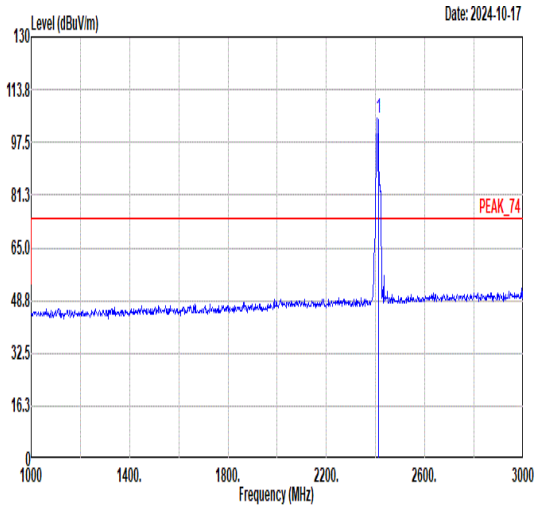 Freq Level Limit Line Margin Read Level Ant Factor Cable Loss Preamp Factor APos TPos Remark MHz dBuV/m dBuV/m dB dBuV dB/m dB dB cm deg 1 2412.00 104.98 ------ ------ 103.11 30.62 4.81 33.56 400 221 PEAK
Avg	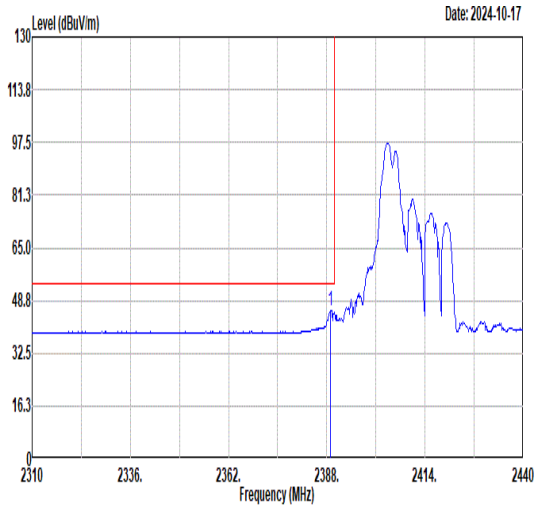 Freq Level Limit Line Margin Read Level Ant Factor Cable Loss Preamp Factor APos TPos Remark MHz dBuV/m dBuV/m dB dBuV dB/m dB dB cm deg 1 2389.04 45.72 54.00 -8.28 43.89 30.61 4.79 33.57 400 221 AVERAGE	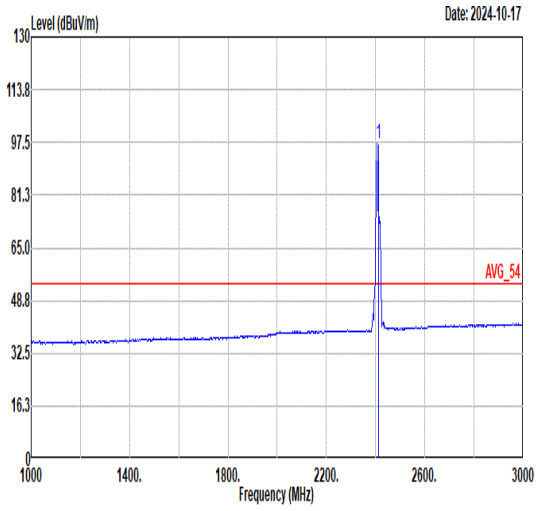 Freq Level Limit Line Margin Read Level Ant Factor Cable Loss Preamp Factor APos TPos Remark MHz dBuV/m dBuV/m dB dBuV dB/m dB dB cm deg 1 2412.00 97.14 ------ ------ 95.27 30.62 4.81 33.56 400 221 AVERAGE

Mode	14	
	Band Edge	
	2400-2483.5_802.11ax HE20_CH01_Partial RU 106/53_2412MHz	
ANT	CDD 17+7	
Pol.	Horizontal	Fundamental
Peak	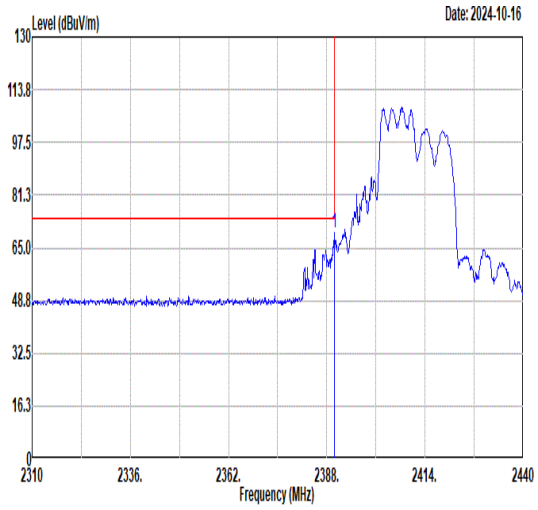 Freq Level Limit Line Margin Read Level Ant Factor Cable Loss Preamp Factor APos TPos Remark MHz dBuV/m dBuV/m dB dBuV dB/m dB dB cm deg 1 2389.95 69.86 74.00 -4.14 68.02 30.61 4.80 33.57 387 291 PEAK	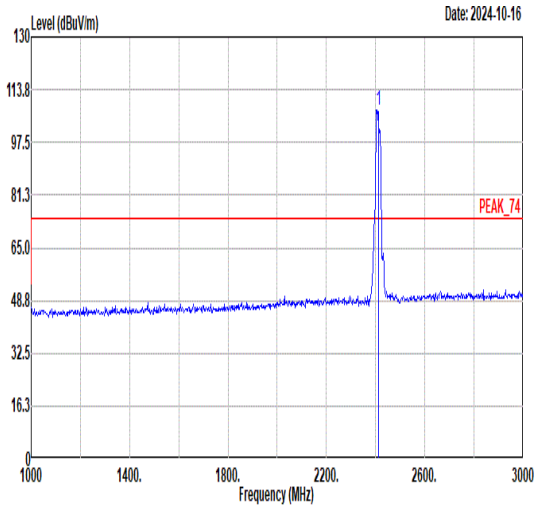 Freq Level Limit Line Margin Read Level Ant Factor Cable Loss Preamp Factor APos TPos Remark MHz dBuV/m dBuV/m dB dBuV dB/m dB dB cm deg 1 2412.00 107.25 ------ ------ 105.38 30.62 4.81 33.56 387 291 PEAK
Avg	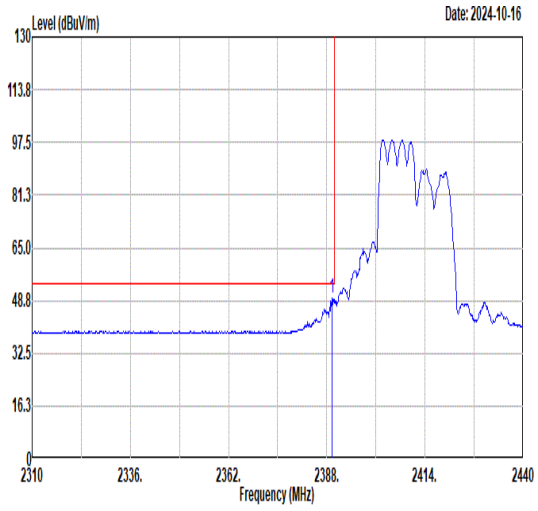 Freq Level Limit Line Margin Read Level Ant Factor Cable Loss Preamp Factor APos TPos Remark MHz dBuV/m dBuV/m dB dBuV dB/m dB dB cm deg 1 2389.30 49.33 54.00 -4.67 47.50 30.61 4.79 33.57 387 291 AVERAGE	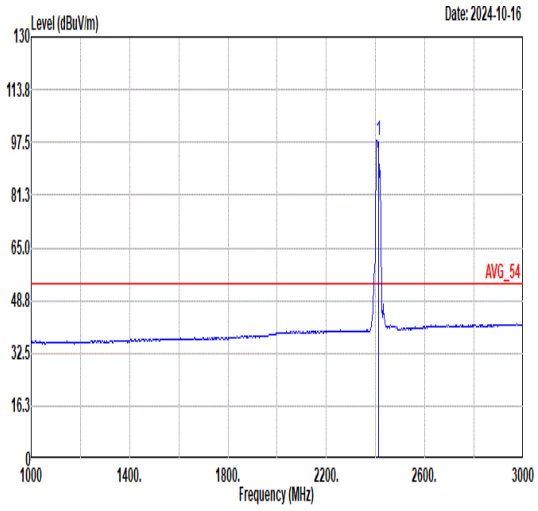 Freq Level Limit Line Margin Read Level Ant Factor Cable Loss Preamp Factor APos TPos Remark MHz dBuV/m dBuV/m dB dBuV dB/m dB dB cm deg 1 2412.00 98.02 ------ ------ 96.15 30.62 4.81 33.56 387 291 AVERAGE

Mode	14	
	Band Edge	
	2400-2483.5_802.11ax HE20_CH01_Partial RU 106/53_2412MHz	
ANT	CDD 17+7	
Pol.	Vertical	Fundamental
Peak	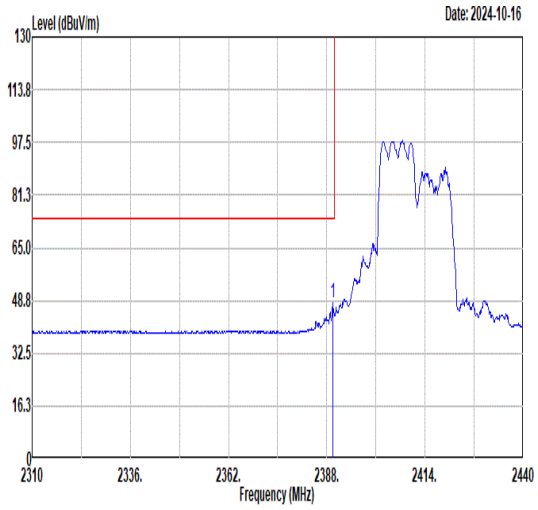 Freq Level Limit Line Margin Read Level Ant Factor Cable Loss Preamp Factor APos TPos Remark MHz dBuV/m dBuV/m dB dBuV dB/m dB dB cm deg 1 2389.69 47.88 74.00 -26.12 46.04 30.61 4.80 33.57 300 221 PEAK	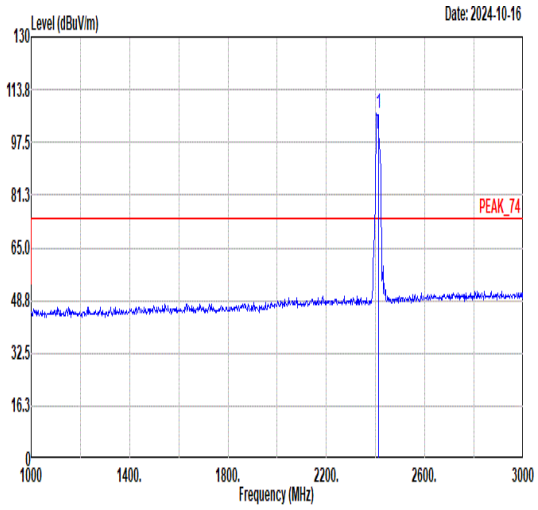 Freq Level Limit Line Margin Read Level Ant Factor Cable Loss Preamp Factor APos TPos Remark MHz dBuV/m dBuV/m dB dBuV dB/m dB dB cm deg 1 2412.00 106.61 ------ ------ 104.74 30.62 4.81 33.56 300 221 PEAK
Avg	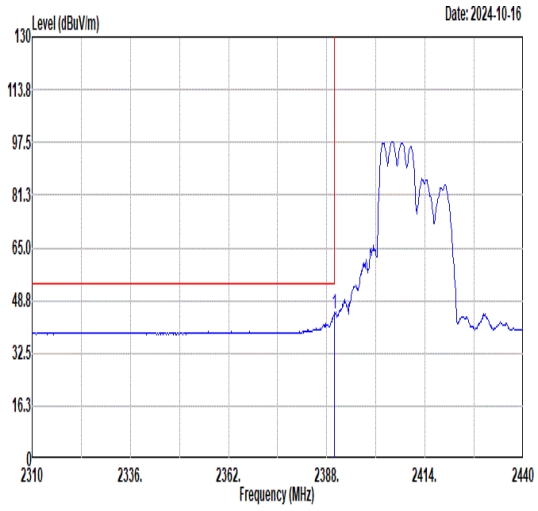 Freq Level Limit Line Margin Read Level Ant Factor Cable Loss Preamp Factor APos TPos Remark MHz dBuV/m dBuV/m dB dBuV dB/m dB dB cm deg 1 2389.95 44.51 54.00 -9.49 42.67 30.61 4.80 33.57 300 221 AVERAGE	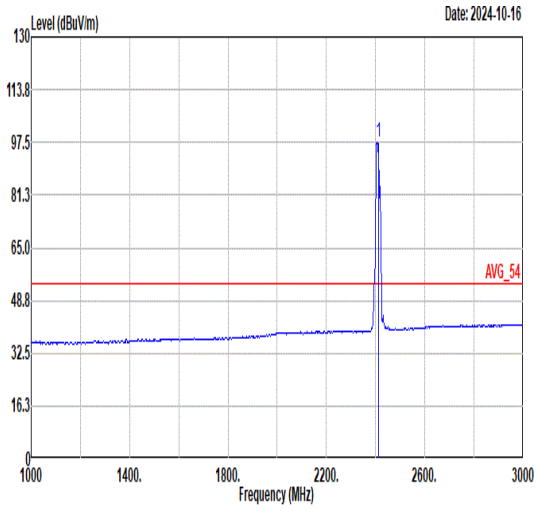 Freq Level Limit Line Margin Read Level Ant Factor Cable Loss Preamp Factor APos TPos Remark MHz dBuV/m dBuV/m dB dBuV dB/m dB dB cm deg 1 2412.00 97.41 ------ ------ 95.54 30.62 4.81 33.56 300 221 AVERAGE

Mode	15	
	Band Edge	
	2400-2483.5_802.11ax HE20_CH11_Partial RU 26/8_2462MHz	
ANT	CDD 17+7	
Pol.	Horizontal	Fundamental
Peak	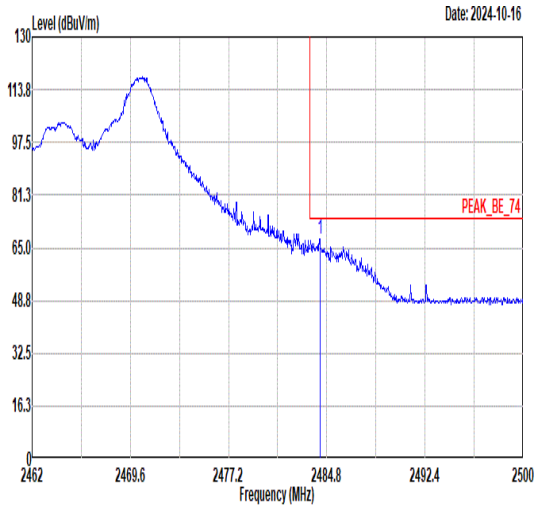 Freq Level Limit Line Margin Read Level Ant Factor Cable Loss Preamp Factor APos TPos Remark MHz dBuV/m dBuV/m dB dBuV dB/m dB dB cm deg 1 2484.27 67.67 74.00 -6.33 65.41 30.85 4.92 33.51 394 280 PEAK	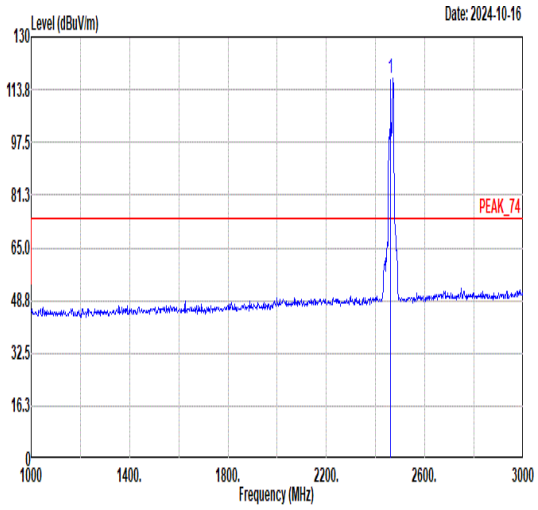 Freq Level Limit Line Margin Read Level Ant Factor Cable Loss Preamp Factor APos TPos Remark MHz dBuV/m dBuV/m dB dBuV dB/m dB dB cm deg 1 2462.00 117.35 ------ ------ 115.17 30.80 4.90 33.52 394 280 PEAK
Avg	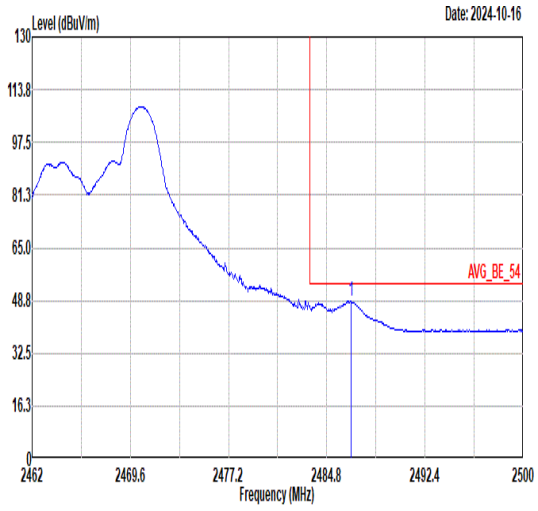 Freq Level Limit Line Margin Read Level Ant Factor Cable Loss Preamp Factor APos TPos Remark MHz dBuV/m dBuV/m dB dBuV dB/m dB dB cm deg 1 2486.66 48.42 54.00 -5.58 46.15 30.86 4.92 33.51 394 280 AVERAGE	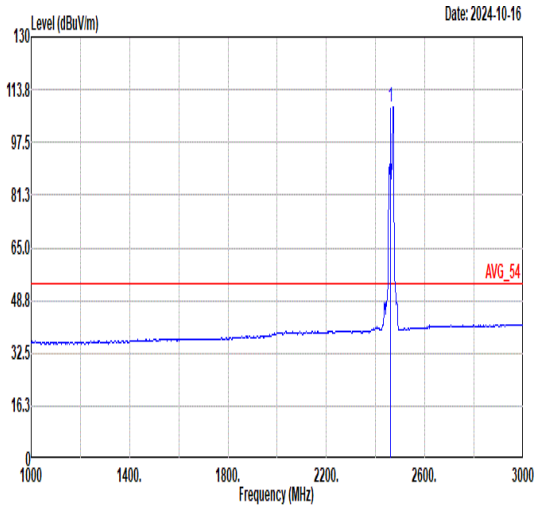 Freq Level Limit Line Margin Read Level Ant Factor Cable Loss Preamp Factor APos TPos Remark MHz dBuV/m dBuV/m dB dBuV dB/m dB dB cm deg 1 2462.00 108.60 ------ ------ 106.42 30.80 4.90 33.52 394 280 AVERAGE

Mode	15	
	Band Edge	
	2400-2483.5_802.11ax HE20_CH11_Partial RU 26/8_2462MHz	
ANT	CDD 17+7	
Pol.	Vertical	Fundamental
Peak	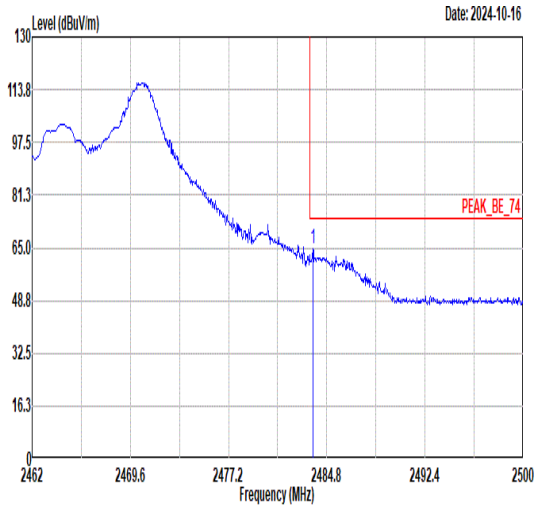 Freq Level Limit Line Margin Read Level Ant Factor Cable Loss Preamp Factor APos TPos Remark 1 2483.74 64.71 74.00 -9.29 62.45 30.85 4.92 33.51 400 231 PEAK	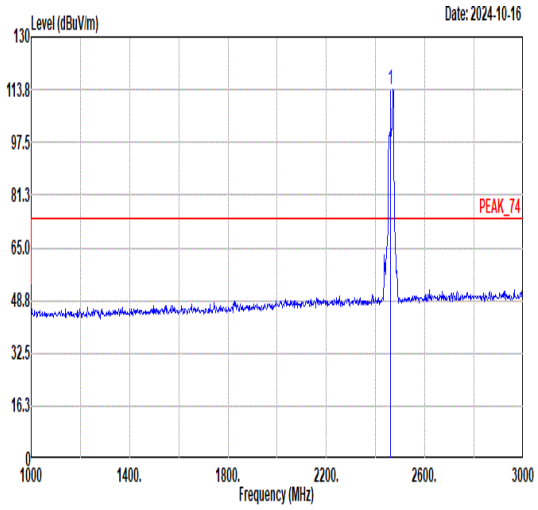 Freq Level Limit Line Margin Read Level Ant Factor Cable Loss Preamp Factor APos TPos Remark 1 2462.00 113.78 ------ ------ 111.60 30.80 4.90 33.52 400 231 PEAK
Avg	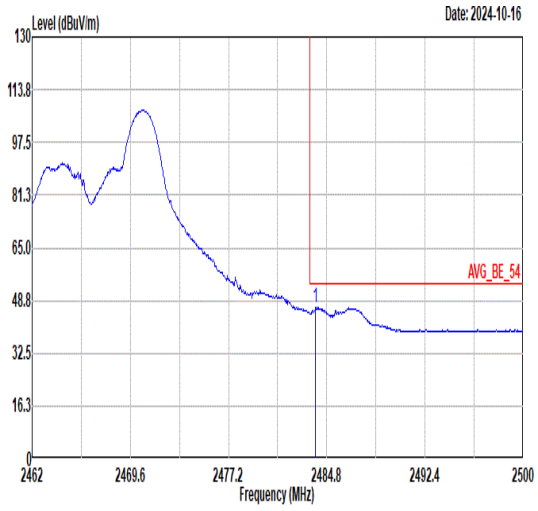 Freq Level Limit Line Margin Read Level Ant Factor Cable Loss Preamp Factor APos TPos Remark 1 2483.93 46.58 54.00 -7.42 44.32 30.85 4.92 33.51 400 231 AVERAGE	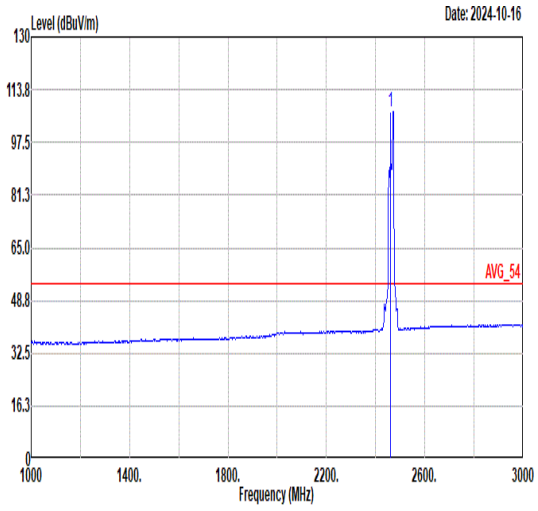 Freq Level Limit Line Margin Read Level Ant Factor Cable Loss Preamp Factor APos TPos Remark 1 2462.00 107.17 ------ ------ 104.99 30.80 4.90 33.52 400 231 AVERAGE

Mode	16	
	Band Edge	
	2400-2483.5_802.11ax HE20_CH11_Partial RU 52/40_2462MHz	
ANT	CDD 17+7	
Pol.	Horizontal	Fundamental
Peak	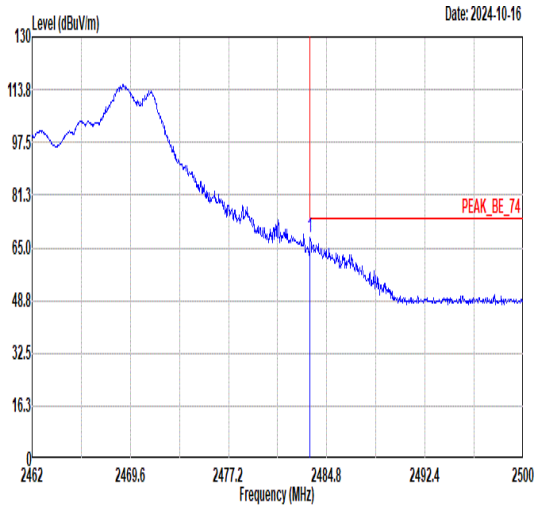 Freq Level Limit Line Margin Read Level Ant Factor Cable Loss Preamp Factor APos TPos Remark 1 2483.51 67.98 74.00 -6.02 65.72 30.85 4.92 33.51 103 65 PEAK	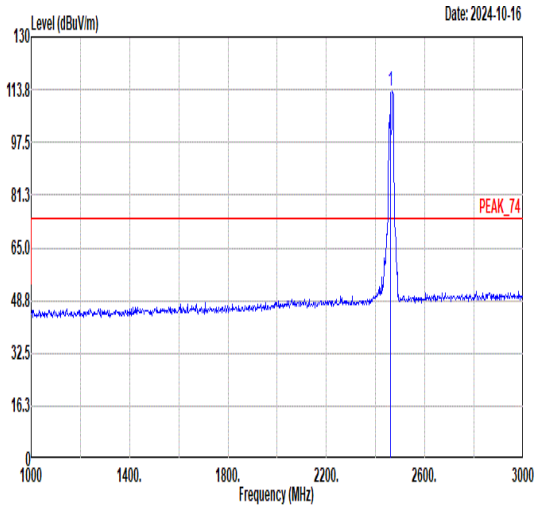 Freq Level Limit Line Margin Read Level Ant Factor Cable Loss Preamp Factor APos TPos Remark 1 2462.00 113.36 ------ ------ 111.19 30.79 4.90 33.52 103 65 PEAK
Avg	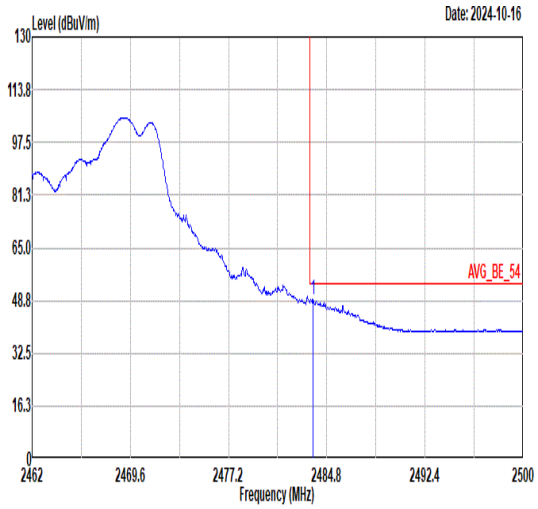 Freq Level Limit Line Margin Read Level Ant Factor Cable Loss Preamp Factor APos TPos Remark 1 2483.74 49.00 54.00 -5.00 46.74 30.85 4.92 33.51 103 65 AVERAGE	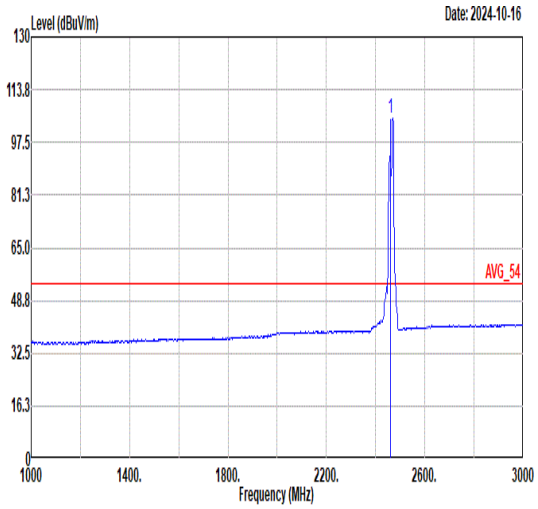 Freq Level Limit Line Margin Read Level Ant Factor Cable Loss Preamp Factor APos TPos Remark 1 2462.00 105.05 ------ ------ 102.87 30.80 4.90 33.52 103 65 AVERAGE

Mode	16	
	Band Edge	
	2400-2483.5_802.11ax HE20_CH11_Partial RU 52/40_2462MHz	
ANT	CDD 17+7	
Pol.	Vertical	Fundamental
Peak	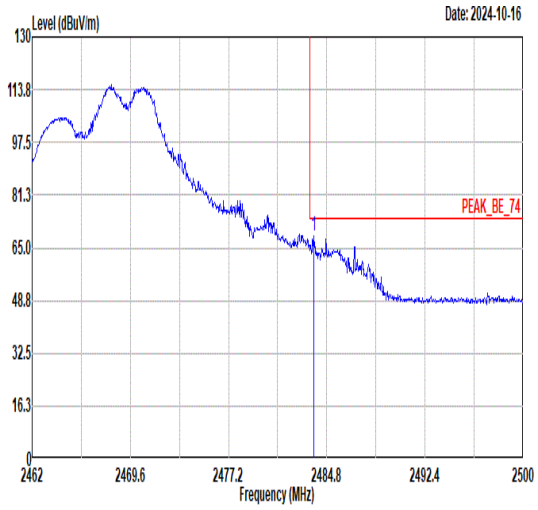 Freq Level Limit Line Margin Read Level Ant Factor Cable Loss Preamp Factor APos TPos Remark 1 2483.77 68.67 74.00 -5.33 66.41 30.85 4.92 33.51 399 234 PEAK	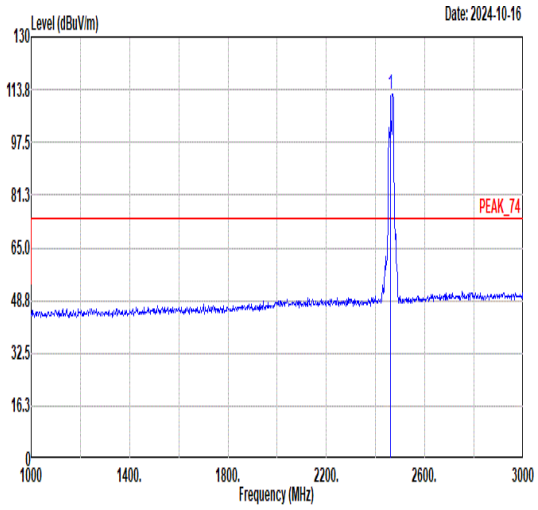 Freq Level Limit Line Margin Read Level Ant Factor Cable Loss Preamp Factor APos TPos Remark 1 2462.00 112.38 ------ ------ 110.21 30.79 4.90 33.52 399 234 PEAK
Avg	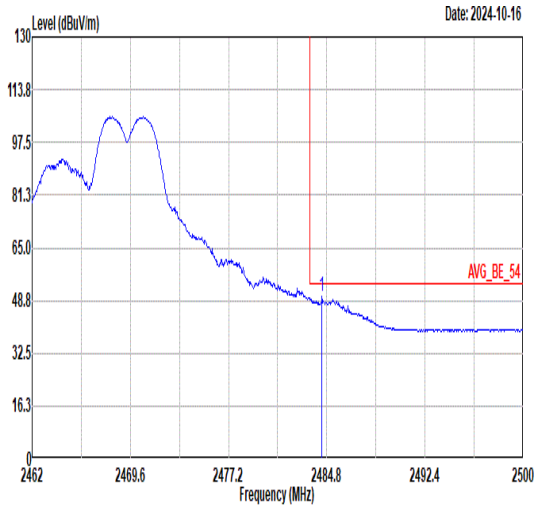 Freq Level Limit Line Margin Read Level Ant Factor Cable Loss Preamp Factor APos TPos Remark 1 2484.42 49.81 54.00 -4.19 47.55 30.85 4.92 33.51 399 234 AVERAGE	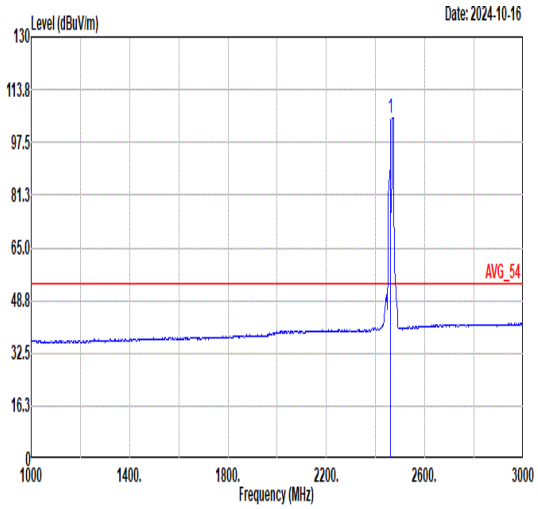 Freq Level Limit Line Margin Read Level Ant Factor Cable Loss Preamp Factor APos TPos Remark 1 2462.00 105.22 ------ ------ 103.05 30.79 4.90 33.52 399 234 AVERAGE

Mode	17	
	Band Edge	
	2400-2483.5_802.11ax HE20_CH11_Partial RU 106/54_2462MHz	
ANT	CDD 17+7	
Pol.	Horizontal	Fundamental
Peak	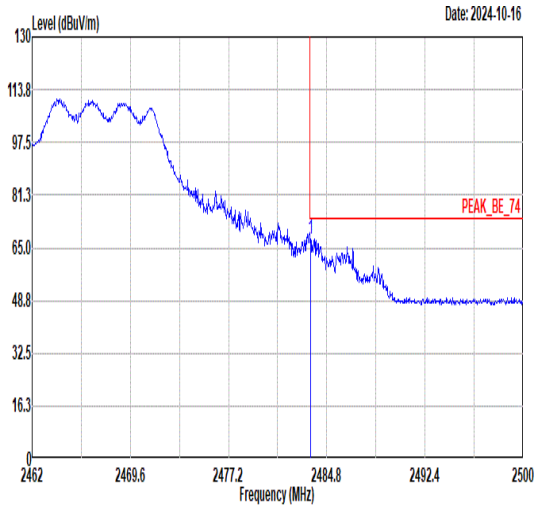 Freq Level Limit Line Margin Read Level Ant Factor Cable Loss Preamp Factor APos TPos Remark MHz dBuV/m dBuV/m dB dBuV dB/m dB dB cm deg 1 2483.55 67.54 74.00 -6.46 65.28 30.85 4.92 33.51 132 59 PEAK	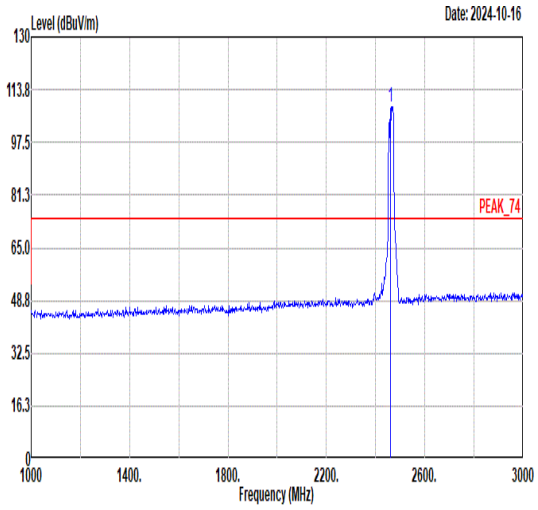 Freq Level Limit Line Margin Read Level Ant Factor Cable Loss Preamp Factor APos TPos Remark MHz dBuV/m dBuV/m dB dBuV dB/m dB dB cm deg 1 2462.00 108.63 ------ ------ 106.45 30.80 4.90 33.52 132 59 PEAK
Avg	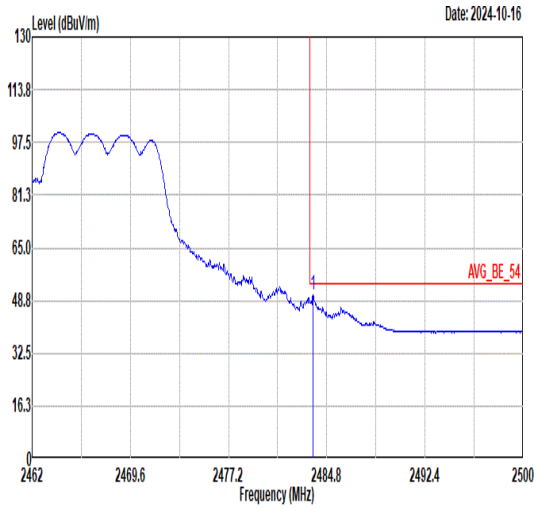 Freq Level Limit Line Margin Read Level Ant Factor Cable Loss Preamp Factor APos TPos Remark MHz dBuV/m dBuV/m dB dBuV dB/m dB dB cm deg 1 2483.74 50.33 54.00 -3.67 48.07 30.85 4.92 33.51 132 59 AVERAGE	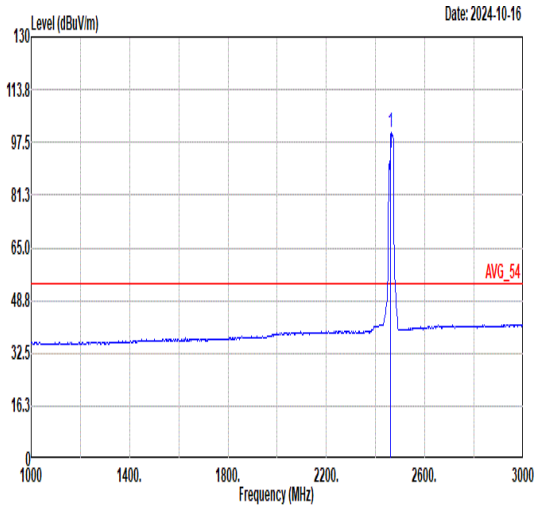 Freq Level Limit Line Margin Read Level Ant Factor Cable Loss Preamp Factor APos TPos Remark MHz dBuV/m dBuV/m dB dBuV dB/m dB dB cm deg 1 2462.00 100.39 ------ ------ 98.25 30.77 4.89 33.52 132 59 AVERAGE

Mode	17	
	Band Edge	
	2400-2483.5_802.11ax HE20_CH11_Partial RU 106/54_2462MHz	
ANT	CDD 17+7	
Pol.	Vertical	Fundamental
Peak	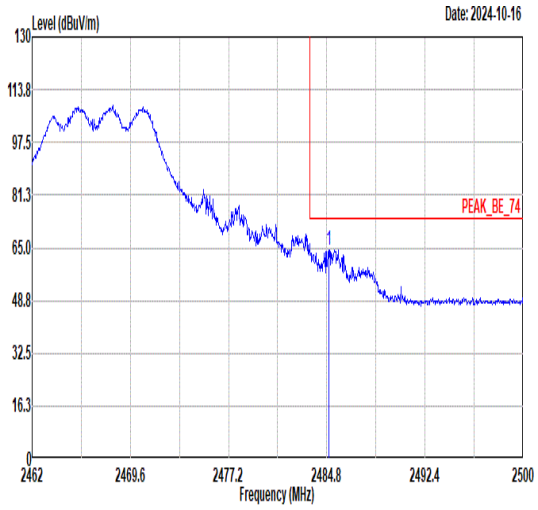 Freq Level Limit Line Margin Read Level Ant Factor Cable Loss Preamp Factor APos TPos Remark MHz dBuV/m dBuV/m dB dBuV dB/m dB dB cm deg 1 2484.99 64.24 74.00 -9.76 61.97 30.86 4.92 33.51 400 232 PEAK	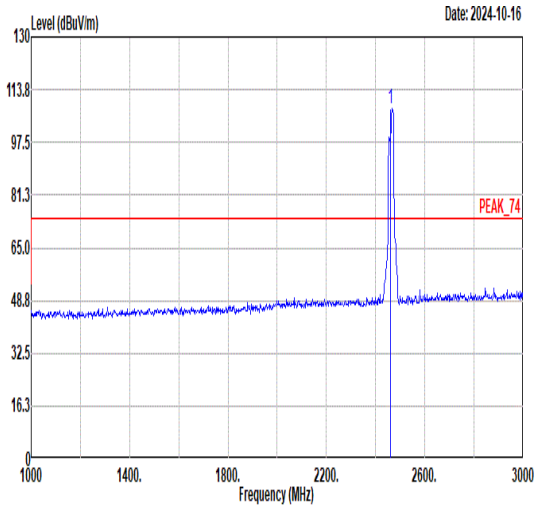 Freq Level Limit Line Margin Read Level Ant Factor Cable Loss Preamp Factor APos TPos Remark MHz dBuV/m dBuV/m dB dBuV dB/m dB dB cm deg 1 2462.00 108.05 ------ ------ 105.89 30.78 4.90 33.52 400 232 PEAK
Avg	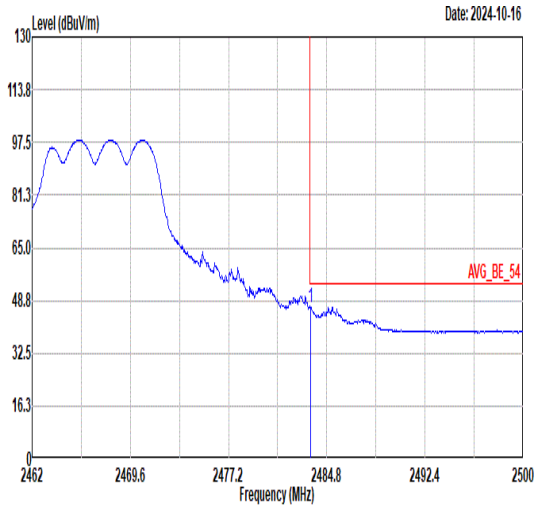 Freq Level Limit Line Margin Read Level Ant Factor Cable Loss Preamp Factor APos TPos Remark MHz dBuV/m dBuV/m dB dBuV dB/m dB dB cm deg 1 2483.55 46.79 54.00 -7.21 44.53 30.85 4.92 33.51 400 232 AVERAGE	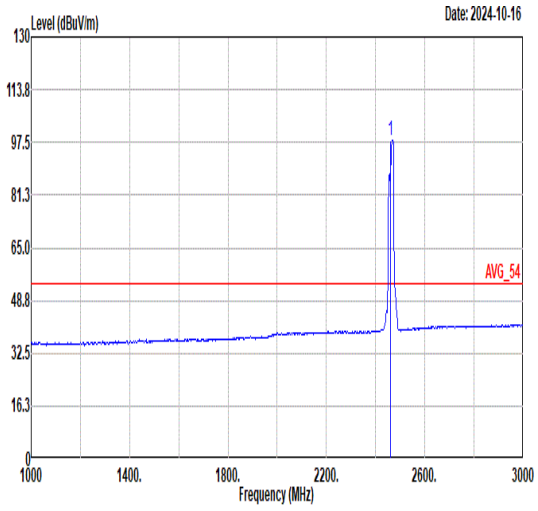 Freq Level Limit Line Margin Read Level Ant Factor Cable Loss Preamp Factor APos TPos Remark MHz dBuV/m dBuV/m dB dBuV dB/m dB dB cm deg 1 2462.00 98.19 ------ ------ 96.02 30.79 4.90 33.52 400 232 AVERAGE

Mode	18	
	Harmonic	
	2400-2483.5_802.11g_CH11_2462MHz	
ANT	CDD 17+7	
Pol.	Horizontal	Vertical
Peak Avg	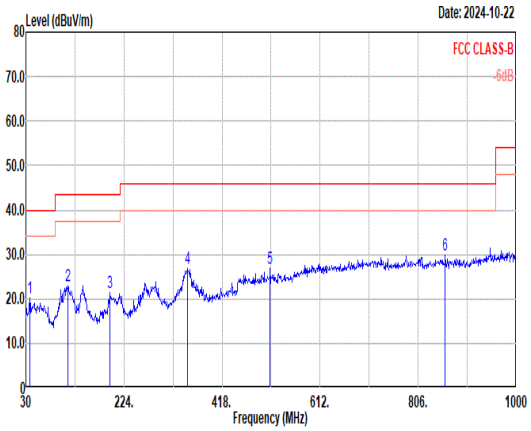	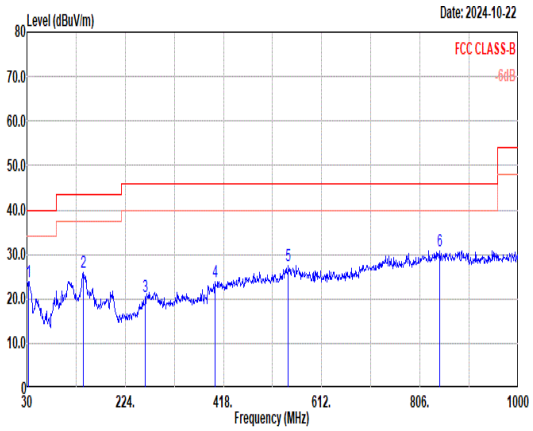

	Freq	Level	Limit Line	Margin	Read Level	Ant Factor	Cable Loss	Preamp Factor	APos	TPos	Remark
	MHz	dBuV/m	dBuV/m	dB	dBuV	dB/m	dB	dB	cm	deg	
1	37.76	20.17	40.00	-19.83	35.42	19.04	0.61	34.90	--	--	Peak
2	113.42	22.88	43.50	-20.62	40.52	16.00	1.13	34.77	--	--	Peak
3	196.84	21.34	43.50	-22.16	38.40	16.17	1.47	34.70	--	--	Peak
4	349.13	26.91	46.00	-19.09	39.37	20.20	1.94	34.60	--	--	Peak
5	513.06	26.81	46.00	-19.19	35.35	23.57	2.39	34.50	--	--	Peak
6	859.35	29.78	46.00	-16.22	32.20	28.77	3.11	34.30	--	--	Peak

	Freq	Level	Limit Line	Margin	Read Level	Ant Factor	Cable Loss	Preamp Factor	APos	TPos	Remark
	MHz	dBuV/m	dBuV/m	dB	dBuV	dB/m	dB	dB	cm	deg	
1	33.88	23.98	40.00	-16.02	39.82	18.46	0.57	34.87	--	--	Peak
2	141.55	26.03	43.50	-17.47	41.23	18.27	1.25	34.72	--	--	Peak
3	263.77	20.52	46.00	-25.48	35.51	18.00	1.68	34.67	--	--	Peak
4	401.51	23.84	46.00	-22.16	34.76	21.46	2.12	34.50	--	--	Peak
5	546.04	27.43	46.00	-18.57	35.33	24.12	2.48	34.50	--	--	Peak
6	844.80	30.81	46.00	-15.19	33.31	28.71	3.09	34.30	--	--	Peak

Mode	19	
	Band Edge - L	
	CO-TX	
ANT	CDD 17+7	
Pol.	Horizontal	Fundamental
Peak	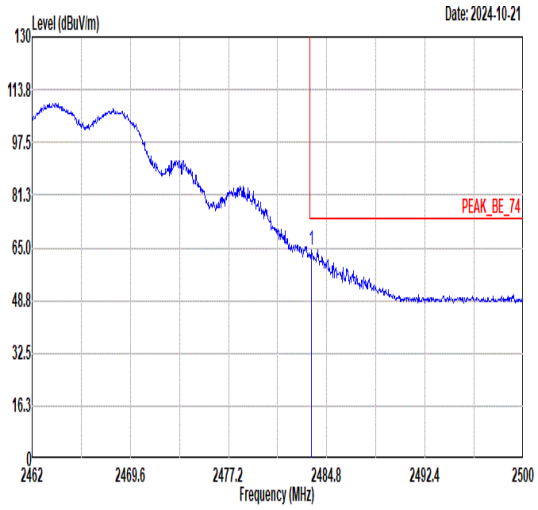 Freq Level Limit Line Margin Read Level Ant Factor Cable Loss Preamp Factor APos TPos Remark MHz dBuV/m dBuV/m dB dBuV dB/m dB dB cm deg 1 2483.58 64.49 74.00 -9.51 62.23 30.85 4.92 33.51 100 292 PEAK	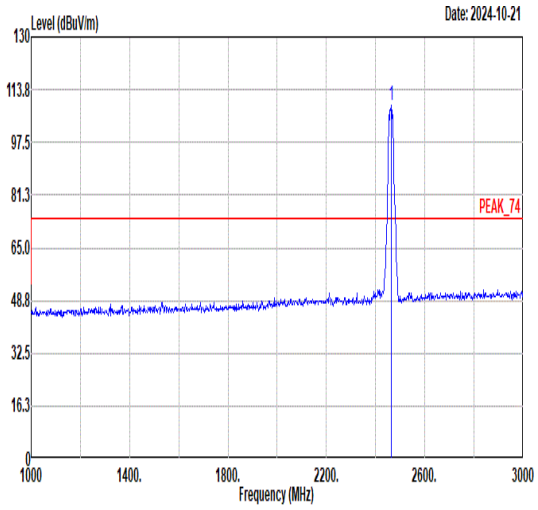 Freq Level Limit Line Margin Read Level Ant Factor Cable Loss Preamp Factor APos TPos Remark MHz dBuV/m dBuV/m dB dBuV dB/m dB dB cm deg 1 2464.00 109.09 ------ ------ 106.95 30.77 4.89 33.52 100 292 Peak
Avg	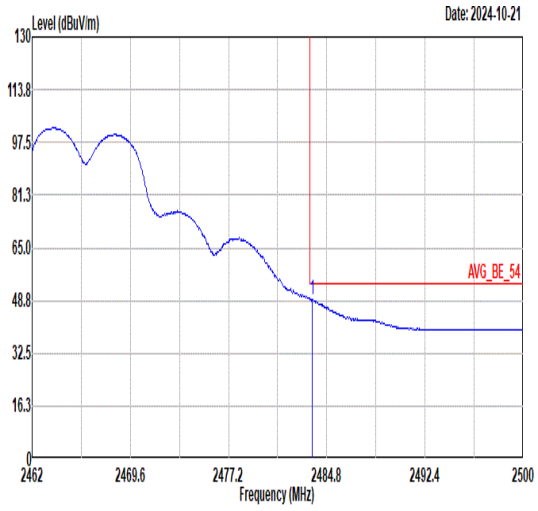 Freq Level Limit Line Margin Read Level Ant Factor Cable Loss Preamp Factor APos TPos Remark MHz dBuV/m dBuV/m dB dBuV dB/m dB dB cm deg 1 2483.70 49.22 54.00 -4.78 46.96 30.85 4.92 33.51 100 292 AVERAGE	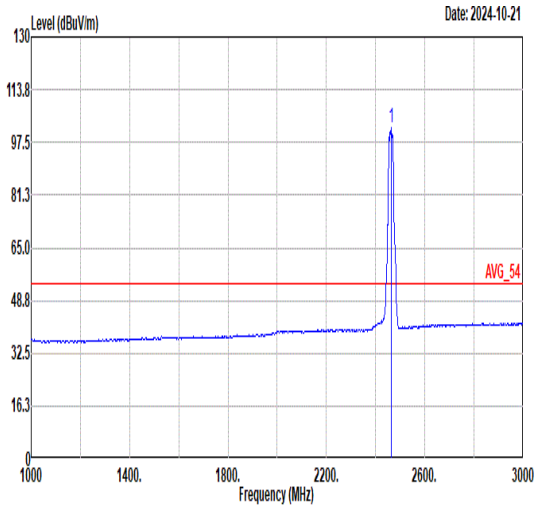 Freq Level Limit Line Margin Read Level Ant Factor Cable Loss Preamp Factor APos TPos Remark MHz dBuV/m dBuV/m dB dBuV dB/m dB dB cm deg 1 2464.00 101.84 ------ ------ 99.70 30.77 4.89 33.52 100 292 Peak

Mode	19	
	Band Edge - L	
	CO-TX	
ANT	CDD 17+7	
Pol.	Vertical	Fundamental
Peak	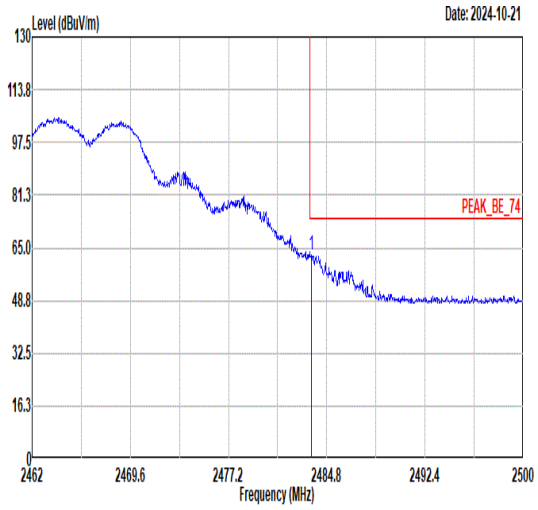 Freq Level Limit Line Margin Read Level Ant Factor Cable Loss Preamp Factor APos TPos Remark MHz dBuV/m dBuV/m dB dBuV dB/m dB dB cm deg 1 2483.58 62.56 74.00 -11.44 60.30 30.85 4.92 33.51 390 257 PEAK	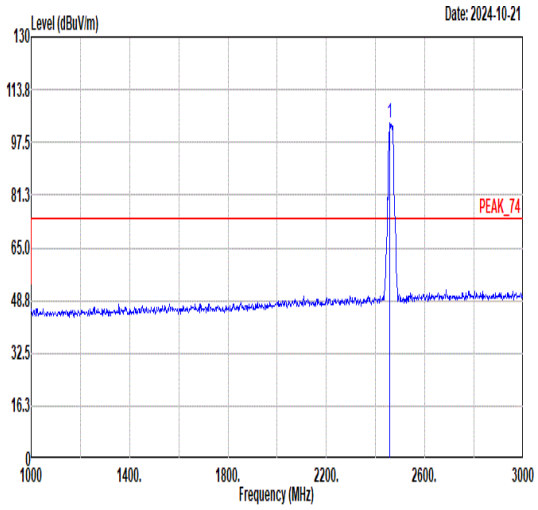 Freq Level Limit Line Margin Read Level Ant Factor Cable Loss Preamp Factor APos TPos Remark MHz dBuV/m dBuV/m dB dBuV dB/m dB dB cm deg 1 2458.00 103.27 ------ ------ 101.17 30.75 4.88 33.53 390 257 Peak
Avg	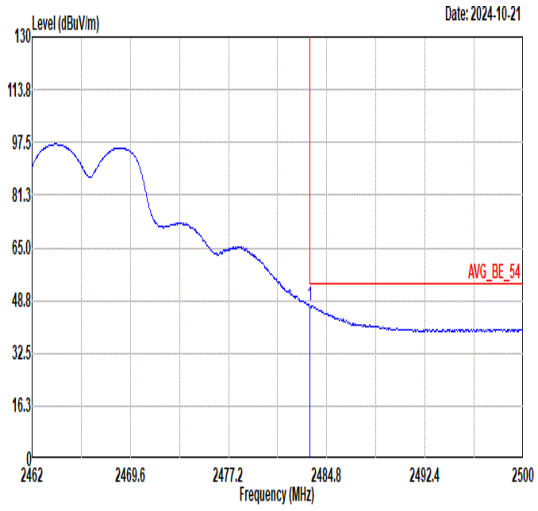 Freq Level Limit Line Margin Read Level Ant Factor Cable Loss Preamp Factor APos TPos Remark MHz dBuV/m dBuV/m dB dBuV dB/m dB dB cm deg 1 2483.51 47.09 54.00 -6.91 44.83 30.85 4.92 33.51 390 257 AVERAGE	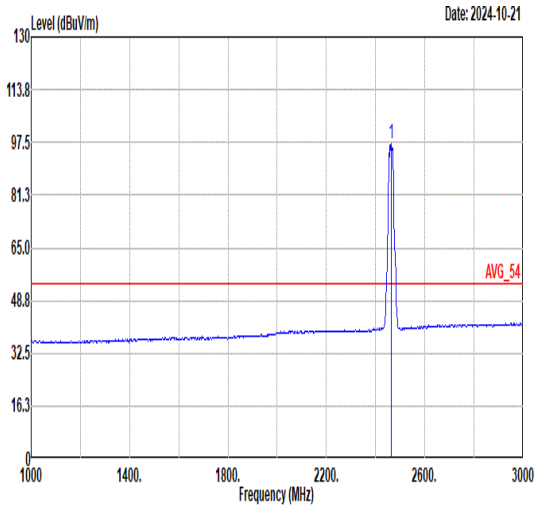 Freq Level Limit Line Margin Read Level Ant Factor Cable Loss Preamp Factor APos TPos Remark MHz dBuV/m dBuV/m dB dBuV dB/m dB dB cm deg 1 2464.00 96.94 ------ ------ 94.80 30.77 4.89 33.52 390 257 Peak

Mode	19	
	Harmonic	
	CO-TX	
ANT	CDD 17+7	
Pol.	Horizontal	Vertical
Peak Avg	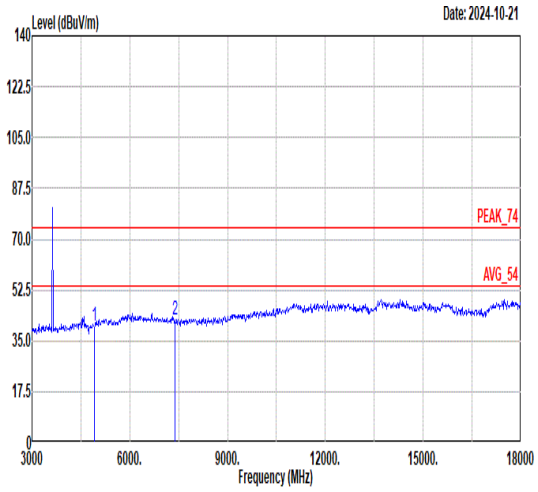 Freq Level Limit Line Margin Read Level Ant Factor Cable Loss Preamp Factor APos TPos Remark MHz dBuV/m dBuV/m dB dBuV dB/m dB dB cm deg 1 4924.00 40.20 74.00 -33.80 63.28 34.40 7.79 65.27 -- -- Peak 2 7386.00 42.19 74.00 -31.81 62.19 35.42 9.17 64.59 -- -- Peak	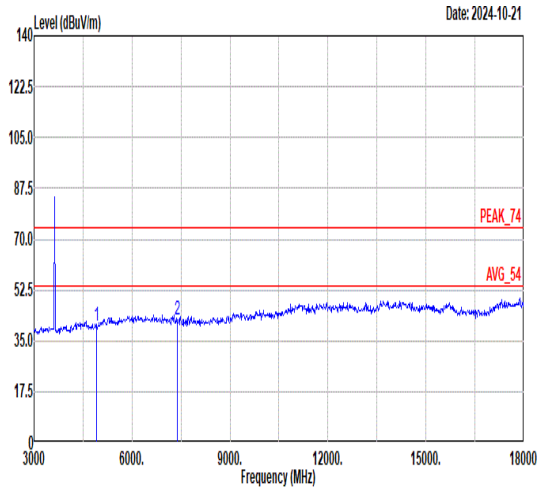 Freq Level Limit Line Margin Read Level Ant Factor Cable Loss Preamp Factor APos TPos Remark MHz dBuV/m dBuV/m dB dBuV dB/m dB dB cm deg 1 4924.00 40.18 74.00 -33.82 63.26 34.40 7.79 65.27 -- -- Peak 2 7386.00 42.43 74.00 -31.57 62.43 35.42 9.17 64.59 -- -- Peak

Mode	20	
	Band Edge	
	CO-TX	
ANT	CDD 17+7	
Pol.	Horizontal	Fundamental
Peak	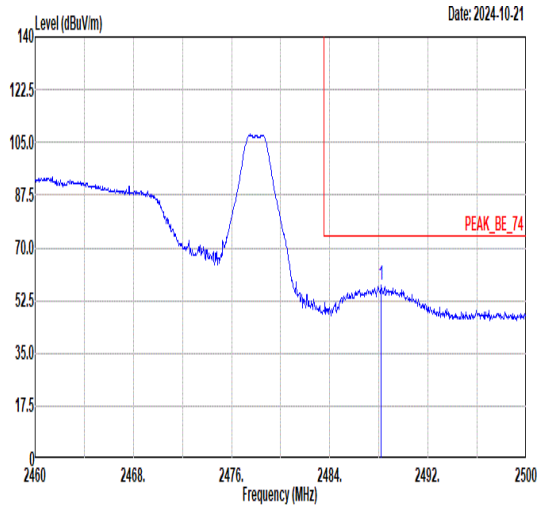 Freq Level Limit Line Margin Read Level Ant Factor Cable Loss Preamp Factor APos TPos Remark MHz dBuV/m dBuV/m dB dBuV dB/m dB dB cm deg 1 2488.20 57.41 74.00 -16.59 55.12 30.87 4.93 33.51 330 360 Peak	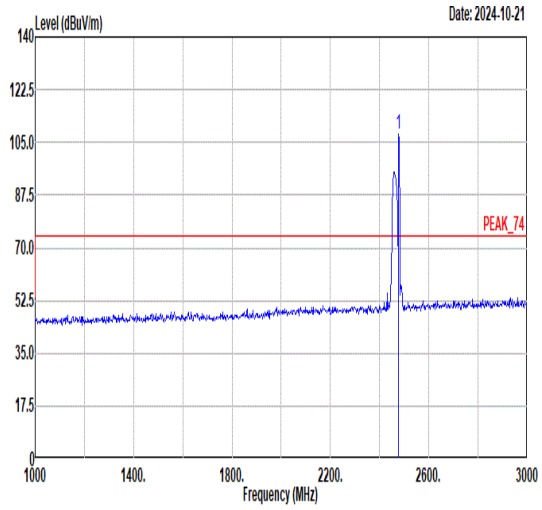 Freq Level Limit Line Margin Read Level Ant Factor Cable Loss Preamp Factor APos TPos Remark MHz dBuV/m dBuV/m dB dBuV dB/m dB dB cm deg 1 2478.00 107.76 ------ ------ 105.54 30.83 4.91 33.52 330 360 Peak
Avg	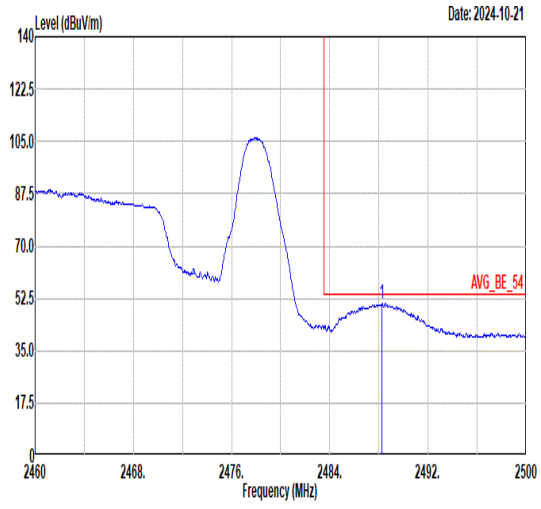 Freq Level Limit Line Margin Read Level Ant Factor Cable Loss Preamp Factor APos TPos Remark MHz dBuV/m dBuV/m dB dBuV dB/m dB dB cm deg 1 2488.24 50.87 54.00 -3.13 48.58 30.87 4.93 33.51 330 360 Average	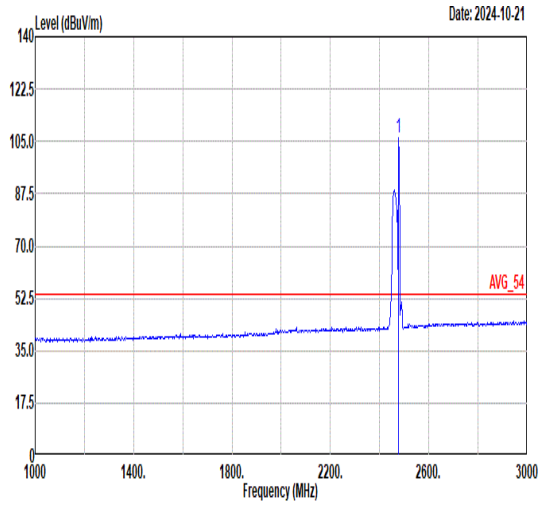 Freq Level Limit Line Margin Read Level Ant Factor Cable Loss Preamp Factor APos TPos Remark MHz dBuV/m dBuV/m dB dBuV dB/m dB dB cm deg 1 2478.00 106.41 ------ ------ 104.19 30.83 4.91 33.52 330 360 Average

Mode	20	
	Band Edge	
	CO-TX	
ANT	CDD 17+7	
Pol.	Vertical	Fundamental
Peak	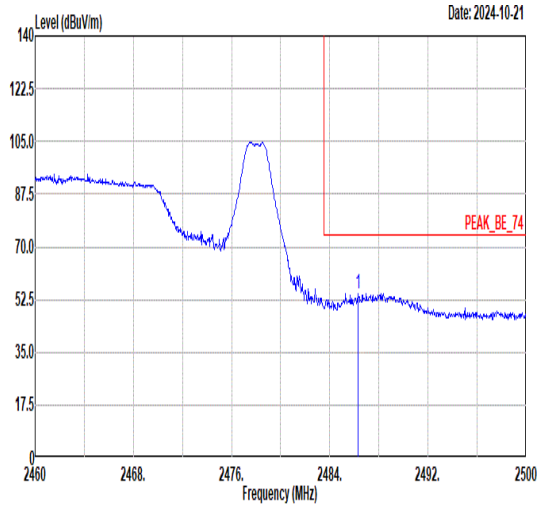 Freq Level Limit Line Margin Read Level Ant Factor Cable Loss Preamp Factor APos TPos Remark MHz dBuV/m dBuV/m dB dBuV dB/m dB dB cm deg 1 2486.32 54.46 74.00 -19.54 52.19 30.86 4.92 33.51 330 250 Peak	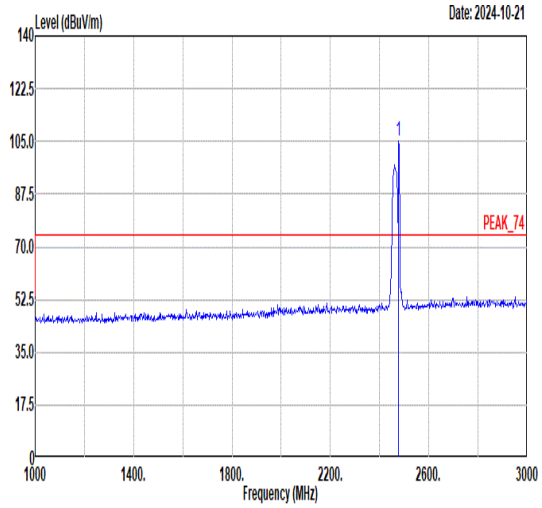 Freq Level Limit Line Margin Read Level Ant Factor Cable Loss Preamp Factor APos TPos Remark MHz dBuV/m dBuV/m dB dBuV dB/m dB dB cm deg 1 2478.00 105.16 ------ ------ 102.94 30.83 4.91 33.52 330 250 Peak
Avg	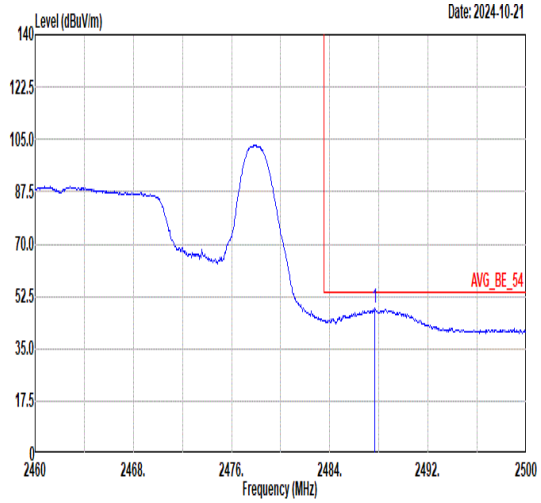 Freq Level Limit Line Margin Read Level Ant Factor Cable Loss Preamp Factor APos TPos Remark MHz dBuV/m dBuV/m dB dBuV dB/m dB dB cm deg 1 2487.68 48.38 54.00 -5.62 46.09 30.87 4.93 33.51 330 250 Average	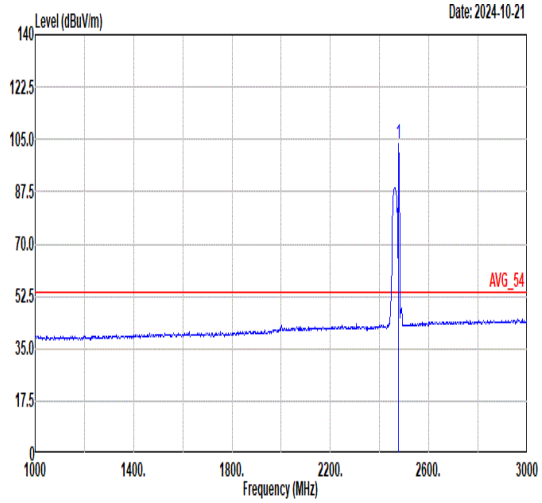 Freq Level Limit Line Margin Read Level Ant Factor Cable Loss Preamp Factor APos TPos Remark MHz dBuV/m dBuV/m dB dBuV dB/m dB dB cm deg 1 2478.00 103.46 ------ ------ 101.24 30.83 4.91 33.52 330 250 Average

Mode	20	
	Band Edge	
	CO-TX	
ANT	CDD 17+7	
Pol.	Horizontal	Fundamental
Peak	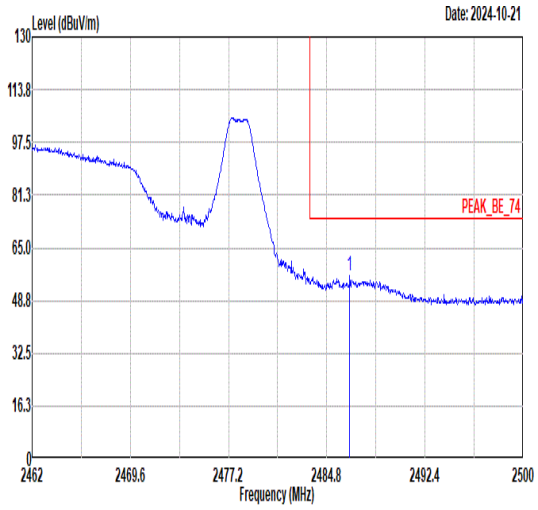 Freq Level Limit Line Margin Read Level Ant Factor Cable Loss Preamp Factor APos TPos Remark MHz dBuV/m dBuV/m dB dBuV dB/m dB dB cm deg 1 2486.59 56.28 74.00 -17.72 54.01 30.86 4.92 33.51 100 120 PEAK	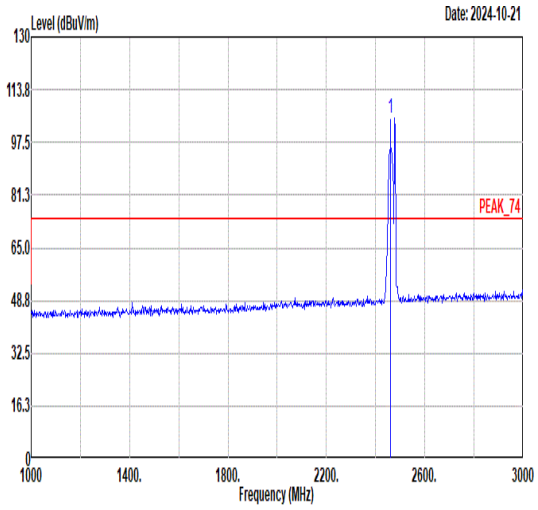 Freq Level Limit Line Margin Read Level Ant Factor Cable Loss Preamp Factor APos TPos Remark MHz dBuV/m dBuV/m dB dBuV dB/m dB dB cm deg 1 2462.00 105.10 ------ ------ 102.88 30.83 4.91 33.52 100 120 PEAK
Avg	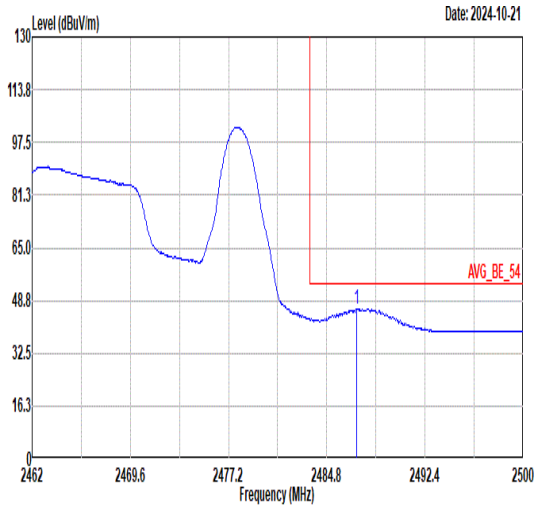 Freq Level Limit Line Margin Read Level Ant Factor Cable Loss Preamp Factor APos TPos Remark MHz dBuV/m dBuV/m dB dBuV dB/m dB dB cm deg 1 2487.12 46.20 54.00 -7.80 43.91 30.87 4.93 33.51 100 120 AVERAGE	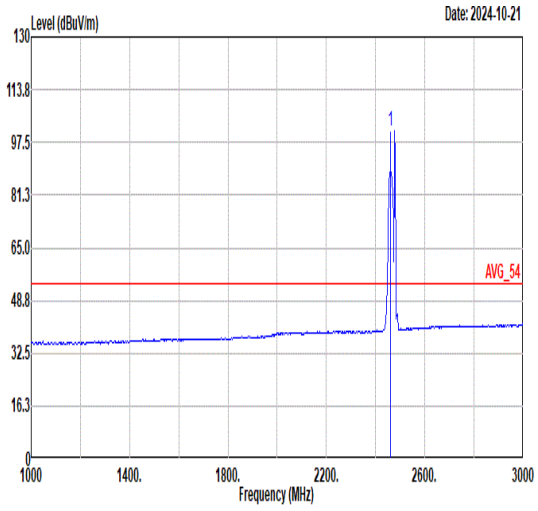 Freq Level Limit Line Margin Read Level Ant Factor Cable Loss Preamp Factor APos TPos Remark MHz dBuV/m dBuV/m dB dBuV dB/m dB dB cm deg 1 2462.00 101.00 ------ ------ 98.78 30.83 4.91 33.52 100 120 AVERAGE

Mode	20	
	Band Edge	
	CO-TX	
ANT	CDD 17+7	
Pol.	Vertical	Fundamental
Peak	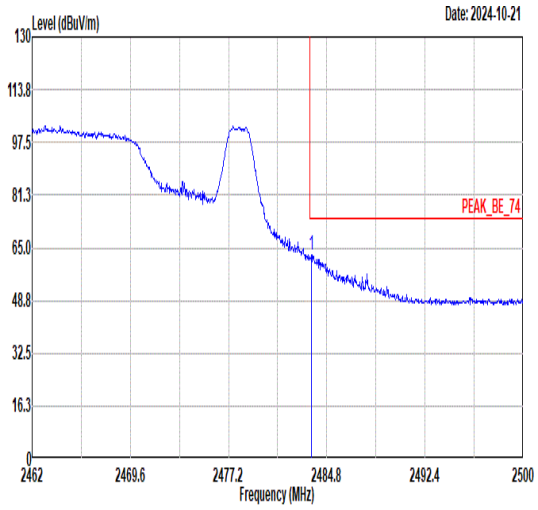 Freq Level Limit Line Margin Read Level Ant Factor Cable Loss Preamp Factor APos TPos Remark MHz dBuV/m dBuV/m dB dBuV dB/m dB dB cm deg 1 2483.62 62.96 74.00 -11.04 60.70 30.85 4.92 33.51 351 252 PEAK	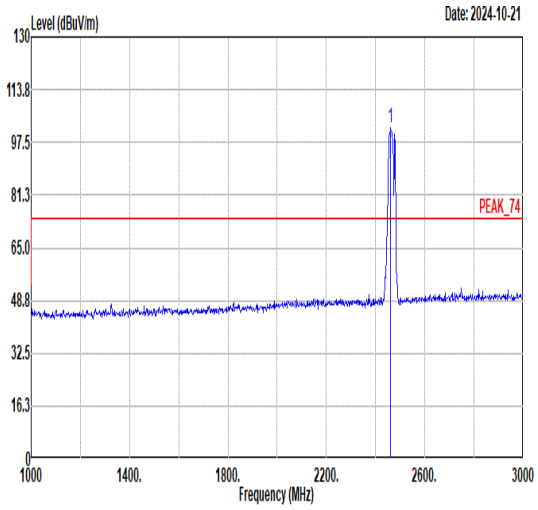 Freq Level Limit Line Margin Read Level Ant Factor Cable Loss Preamp Factor APos TPos Remark MHz dBuV/m dBuV/m dB dBuV dB/m dB dB cm deg 1 2462.00 102.21 ------ ------ 100.08 30.77 4.89 33.53 351 252 PEAK
Avg	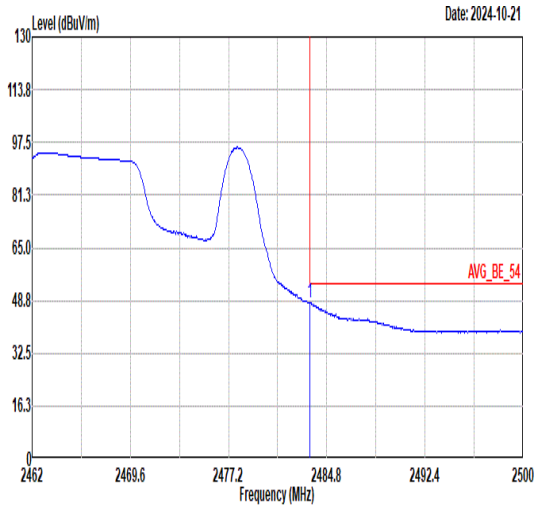 Freq Level Limit Line Margin Read Level Ant Factor Cable Loss Preamp Factor APos TPos Remark MHz dBuV/m dBuV/m dB dBuV dB/m dB dB cm deg 1 2483.51 48.08 54.00 -5.92 45.82 30.85 4.92 33.51 351 252 AVERAGE	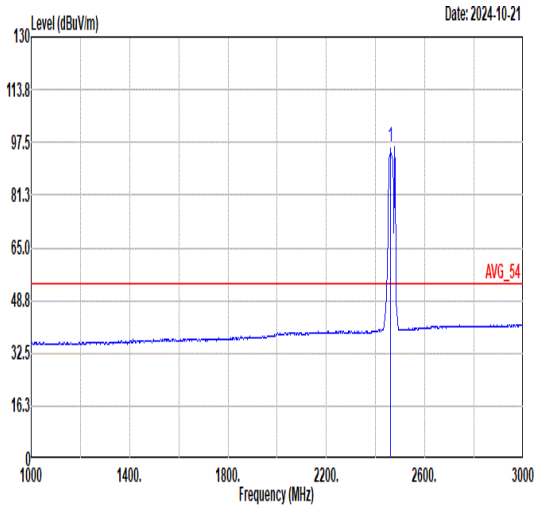 Freq Level Limit Line Margin Read Level Ant Factor Cable Loss Preamp Factor APos TPos Remark MHz dBuV/m dBuV/m dB dBuV dB/m dB dB cm deg 1 2462.00 96.00 ------ ------ 93.78 30.83 4.91 33.52 351 252 AVERAGE

Mode	20	
	Harmonic	
	CO-TX	
ANT	17	
Pol.	Horizontal	Vertical
Peak Avg	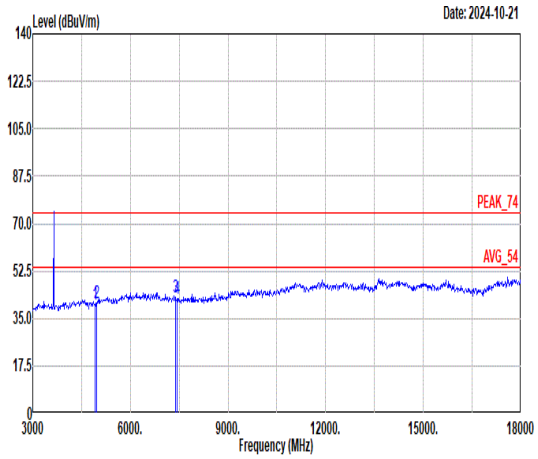 Freq Level Limit Line Margin Read Level Ant Factor Cable Loss Preamp Factor APos TPos Remark MHz dBuV/m dBuV/m dB dBuV dB/m dB dB cm deg 1 4924.00 39.97 74.00 -34.03 63.05 34.40 7.79 65.27 -- -- Peak 2 4956.00 40.70 74.00 -33.30 63.74 34.44 7.80 65.28 -- -- Peak 3 7386.00 42.53 74.00 -31.47 62.53 35.42 9.17 64.59 -- -- Peak 4 7434.00 42.01 74.00 -31.99 61.96 35.41 9.19 64.55 -- -- Peak	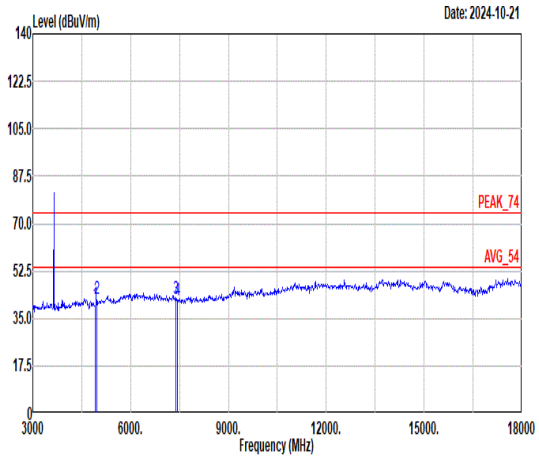 Freq Level Limit Line Margin Read Level Ant Factor Cable Loss Preamp Factor APos TPos Remark MHz dBuV/m dBuV/m dB dBuV dB/m dB dB cm deg 1 4924.00 40.14 74.00 -33.86 63.22 34.40 7.79 65.27 -- -- Peak 2 4956.00 42.20 74.00 -31.80 65.24 34.44 7.80 65.28 -- -- Peak 3 7386.00 42.43 74.00 -31.57 62.43 35.42 9.17 64.59 -- -- Peak 4 7434.00 41.82 74.00 -32.18 61.77 35.41 9.19 64.55 -- -- Peak

Remark: In co-location mode, the signals exceeding the limit are all the fundamental frequency which can be ignored

Appendix D. Duty Cycle Plots

MIMO Mode

Band	Duty Cycle(%)	T(ms)	1/T(kHz)	VBW Setting
802.11b	98.47	-	-	10Hz
802.11g	93.29	1.39	0.719	1KHz
802.11ax HE20	90.99	1.01	0.990	1KHz
802.11ax HE40	85.71	0.54	1.852	3KHz

802.11b

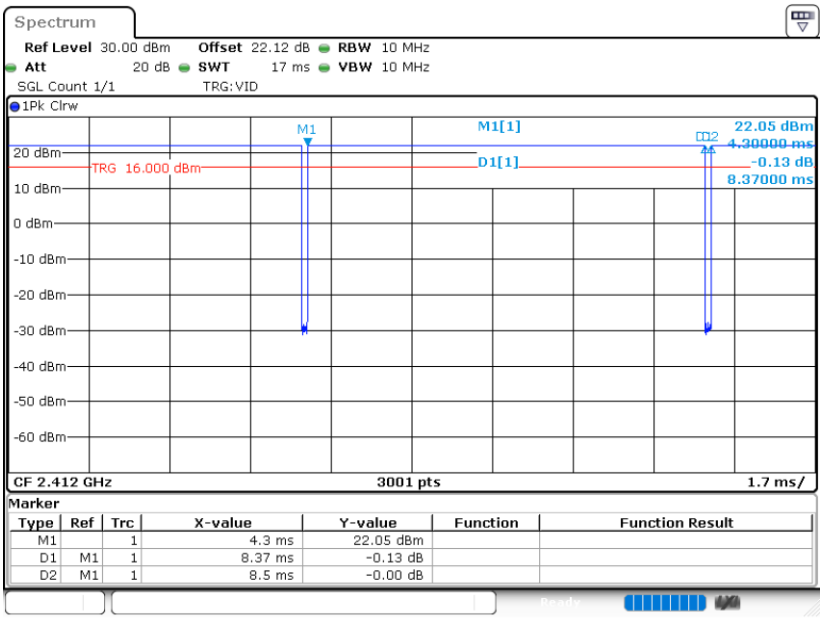

802.11g

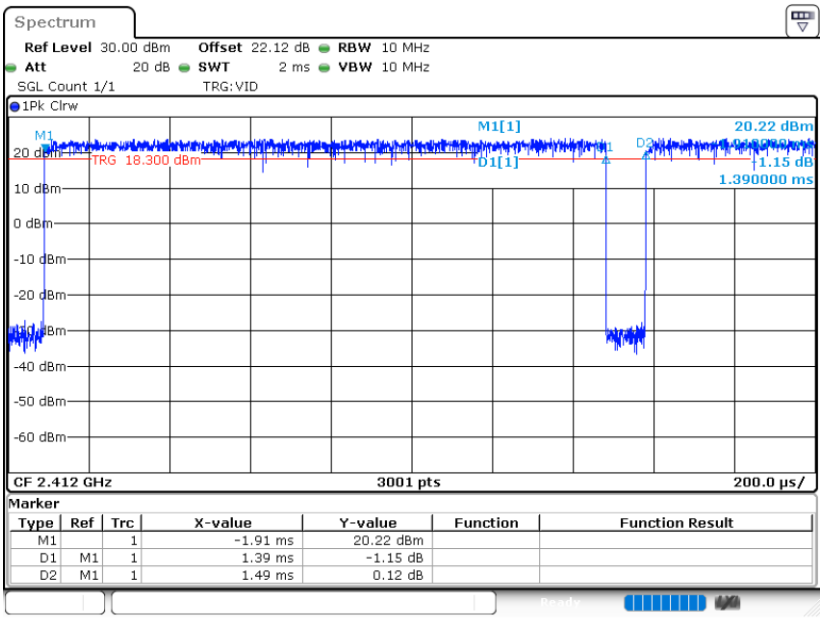

802.11ax HE20

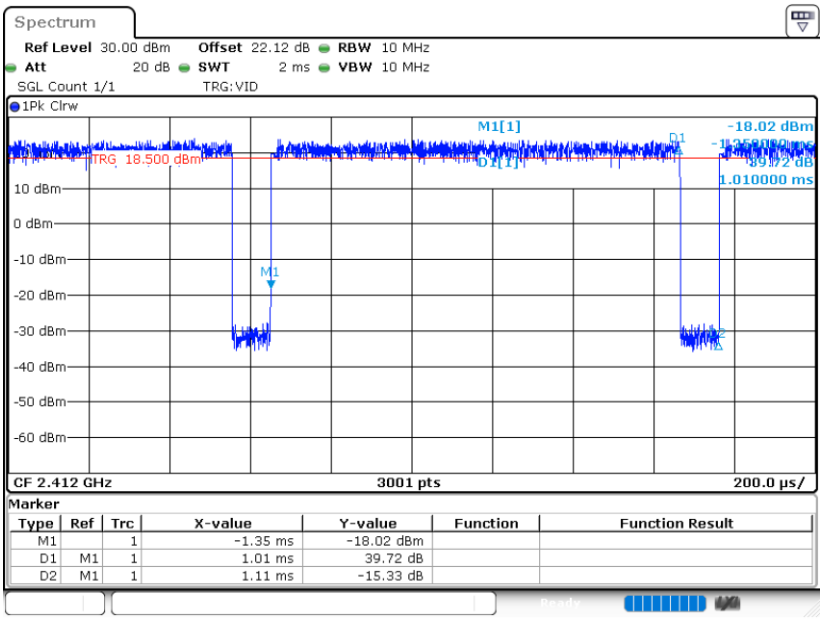
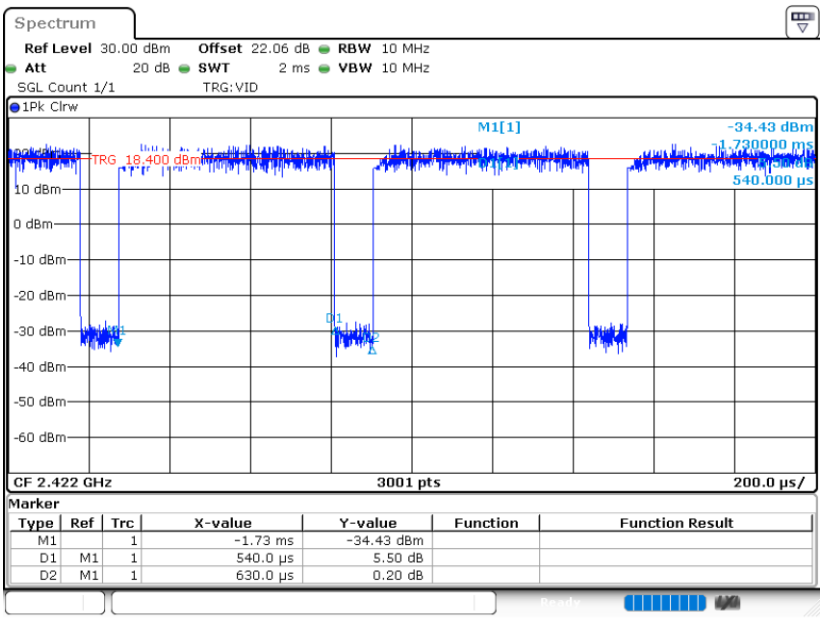
802.11 ax HE 40