11AX80MIMO_Ant19_5290

11AX80MIMO_total_5290

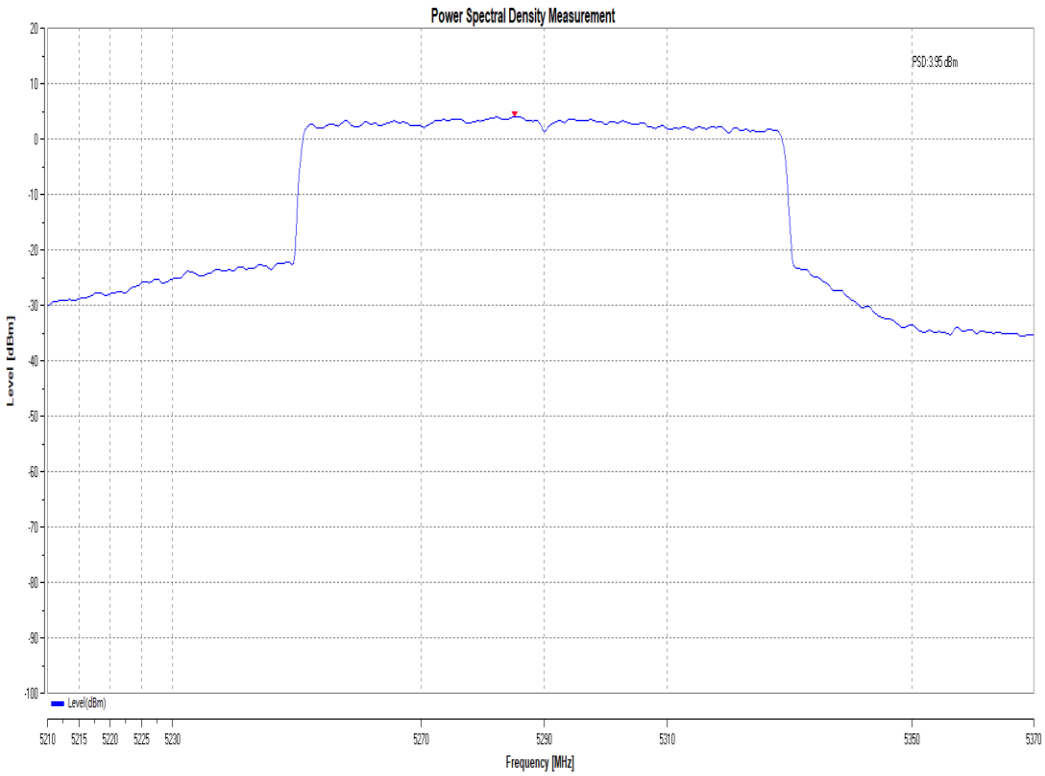

11AX80MIMO_Ant18_5530

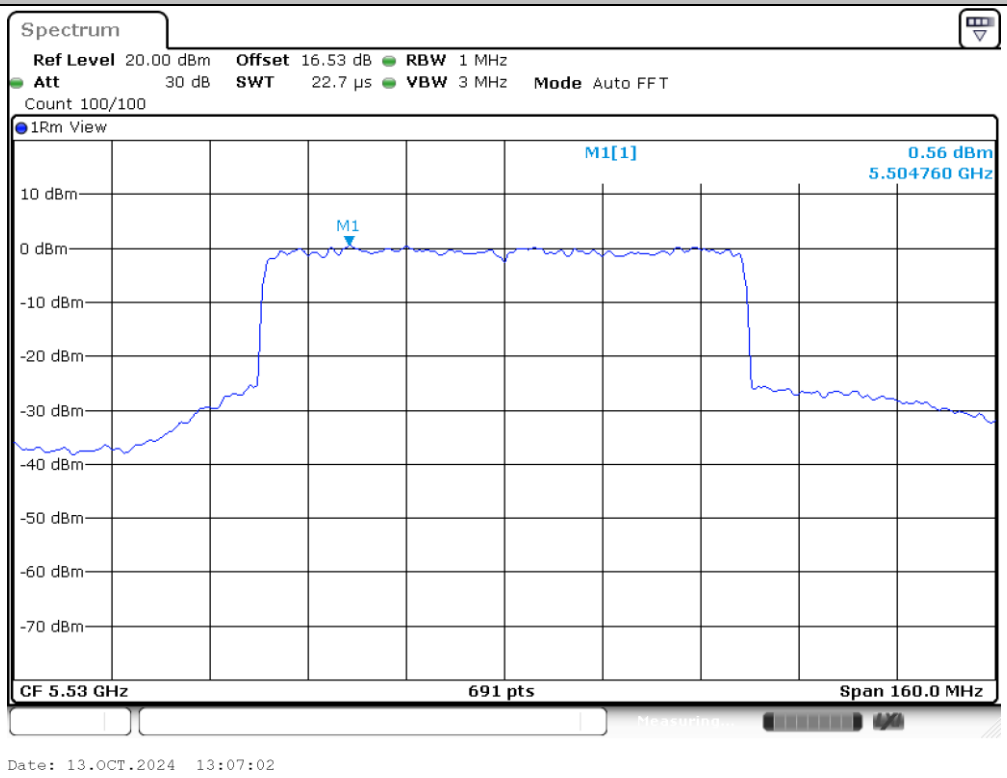

11AX80MIMO_Ant19_5530

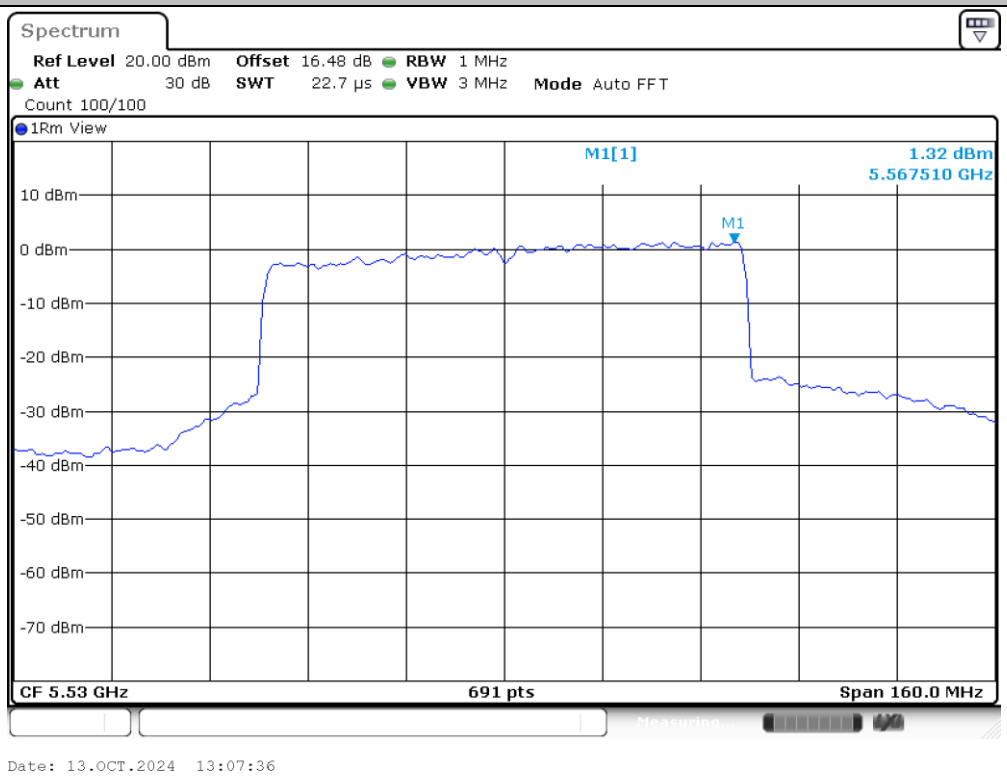

11AX80MIMO_total_5530

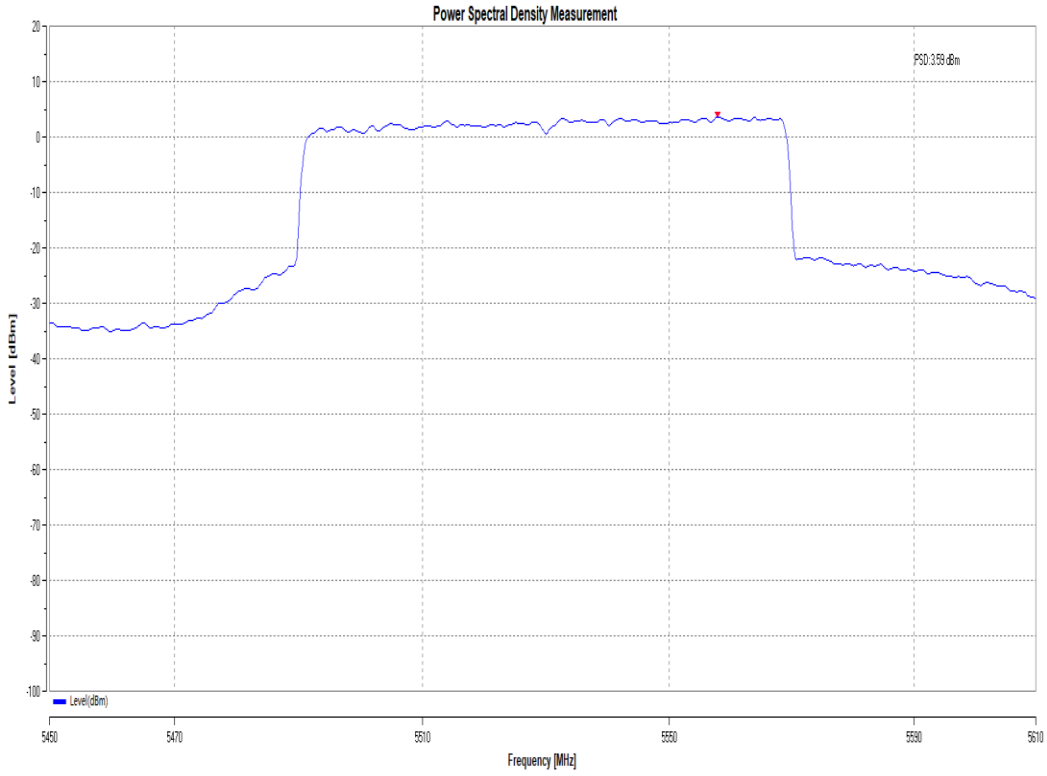

11AX80MIMO_Ant18_5610

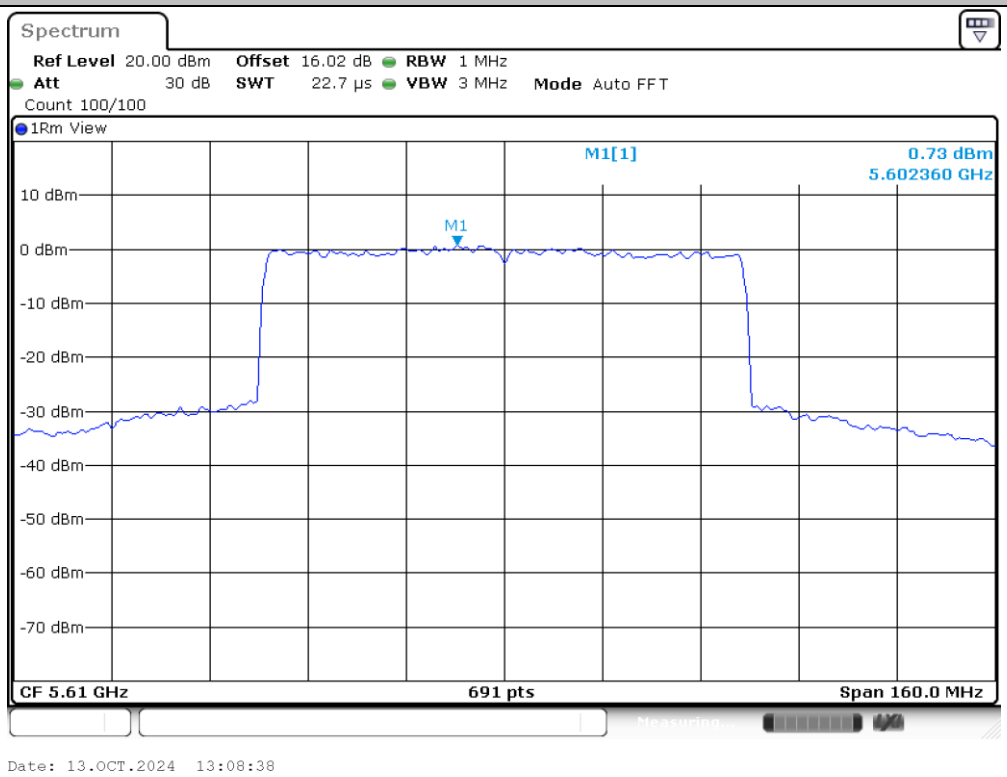

11AX80MIMO_Ant19_5610

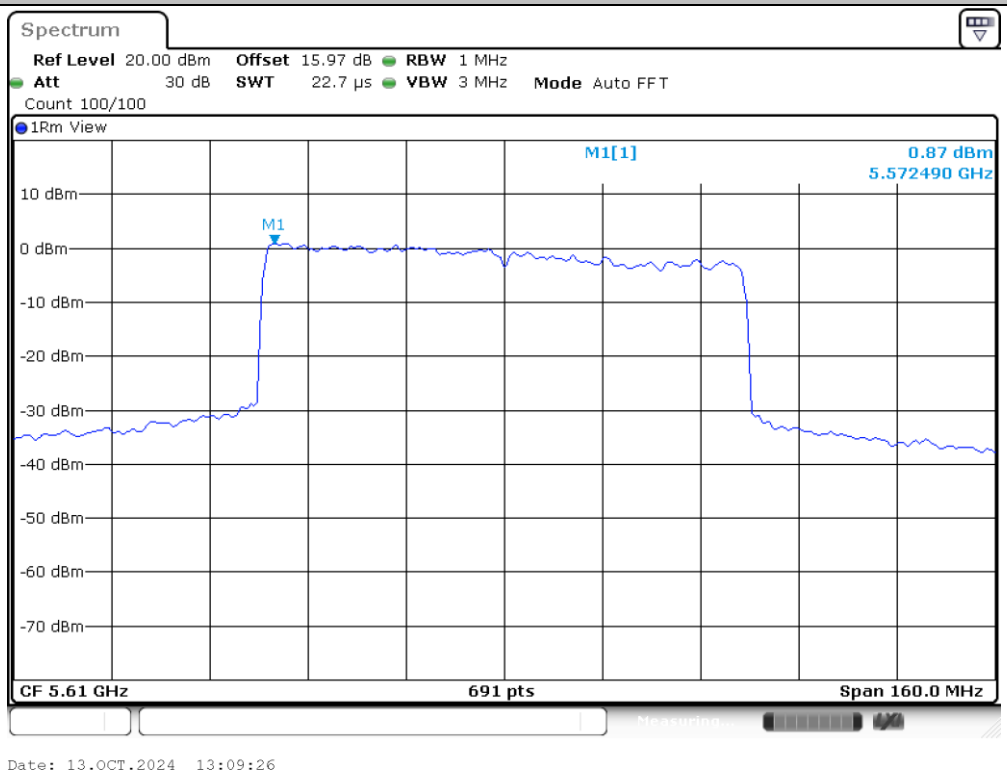

11AX80MIMO_total_5610

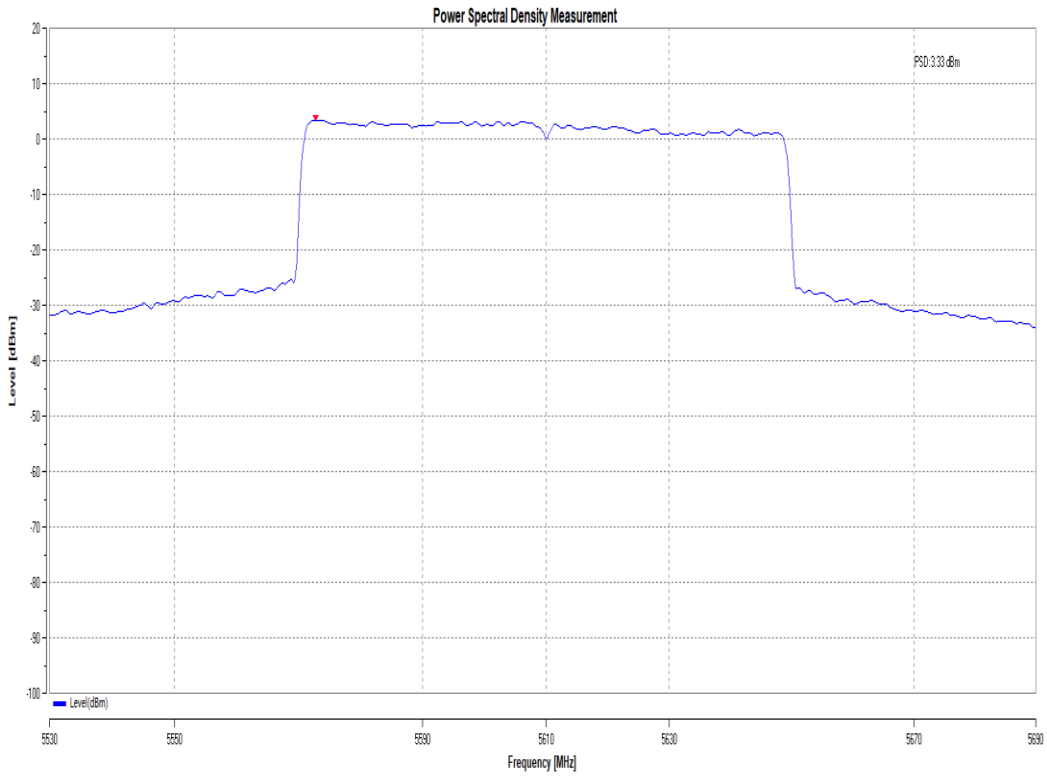

11AX80MIMO_Ant18_5690

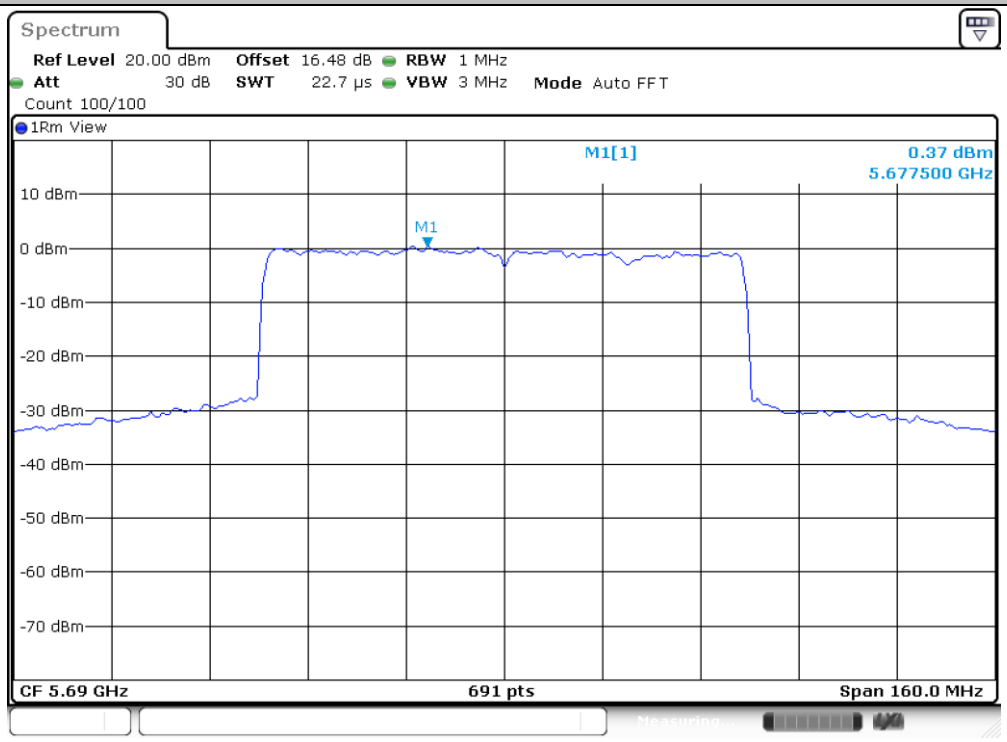

11AX80MIMO_Ant19_5690

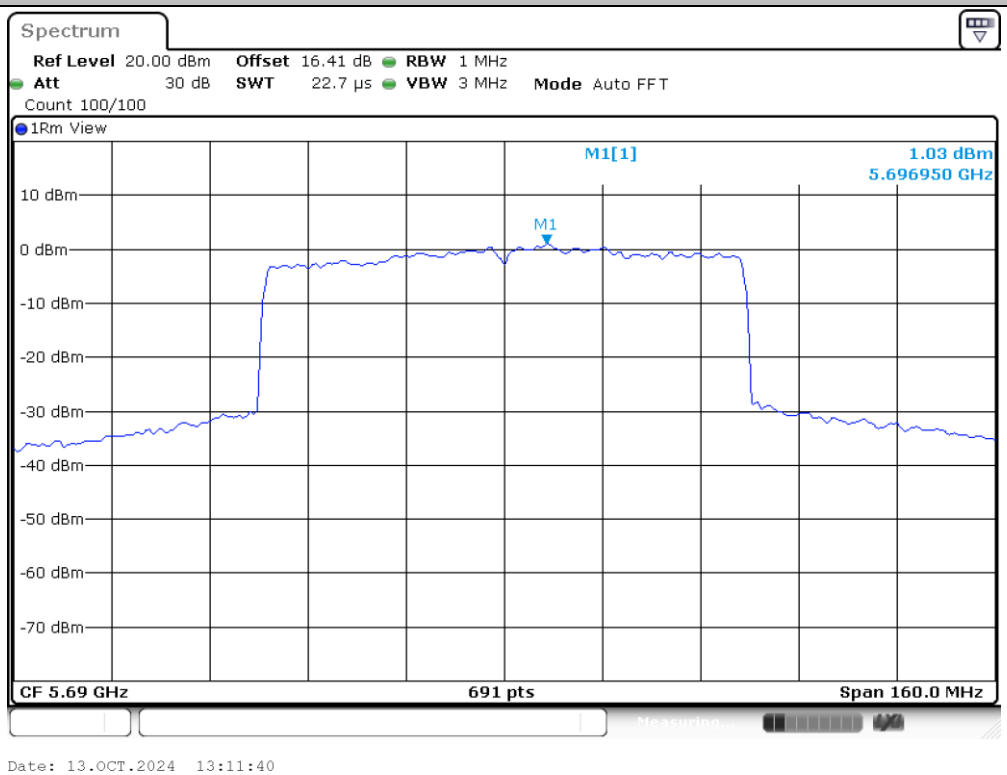

11AX80MIMO_total_5690

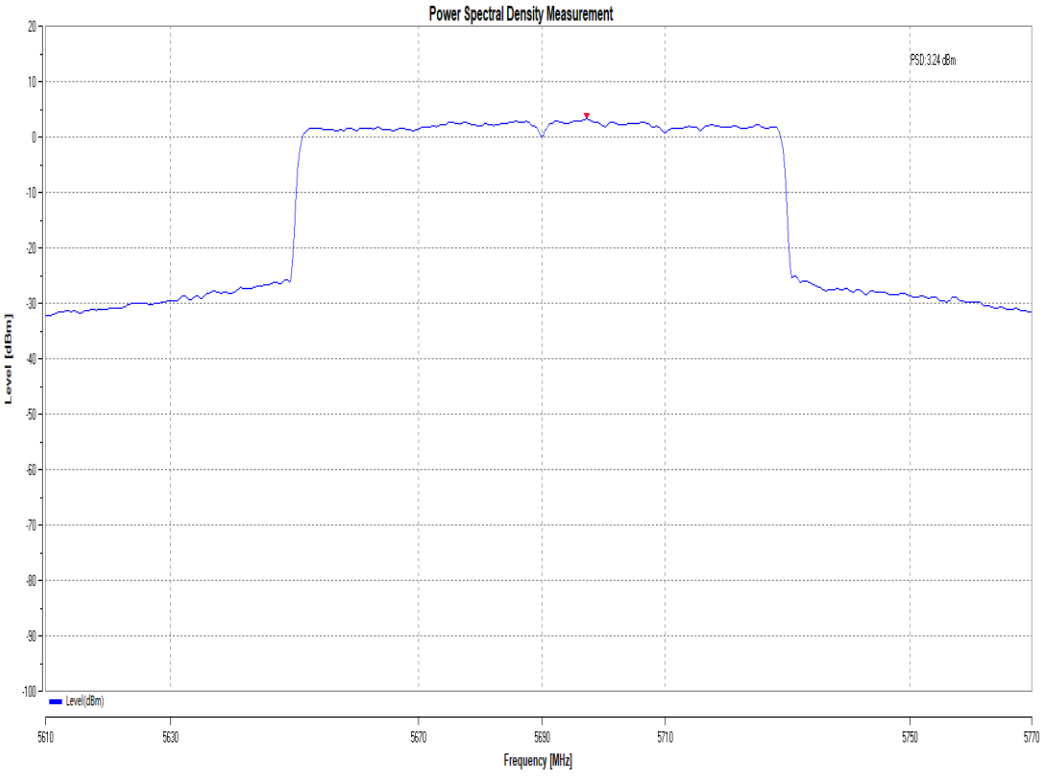

11AX80MIMO_Ant18_5775

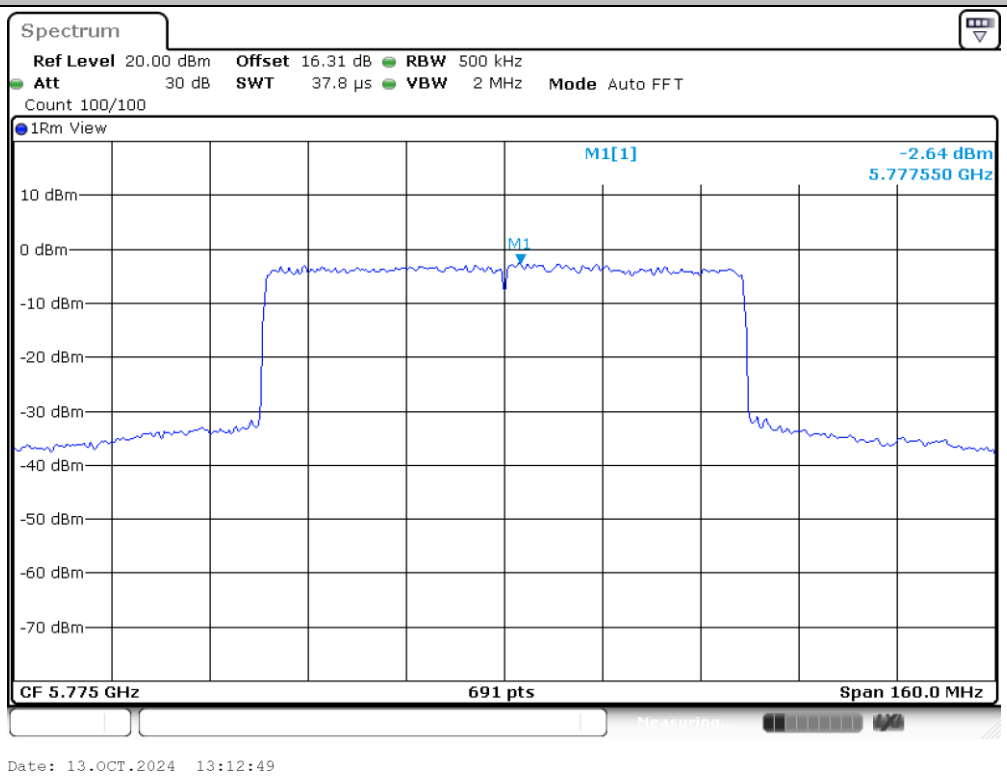

11AX80MIMO_Ant19_5775

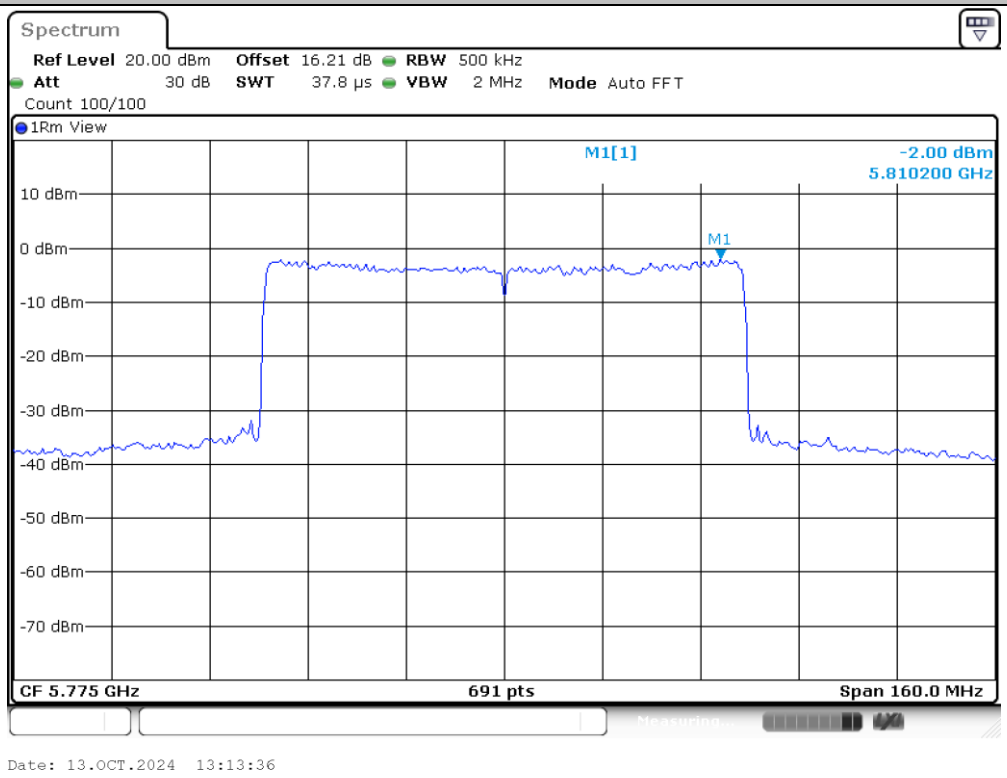

11AX160MIMO_Ant18_5250

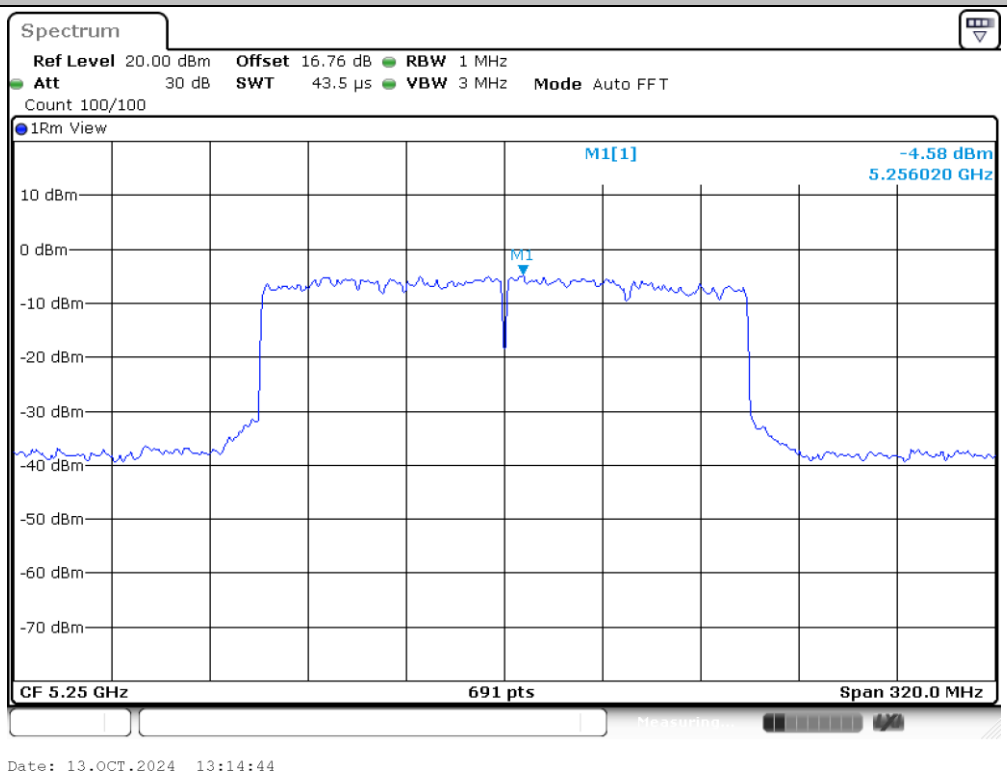

11AX160MIMO_Ant19_5250

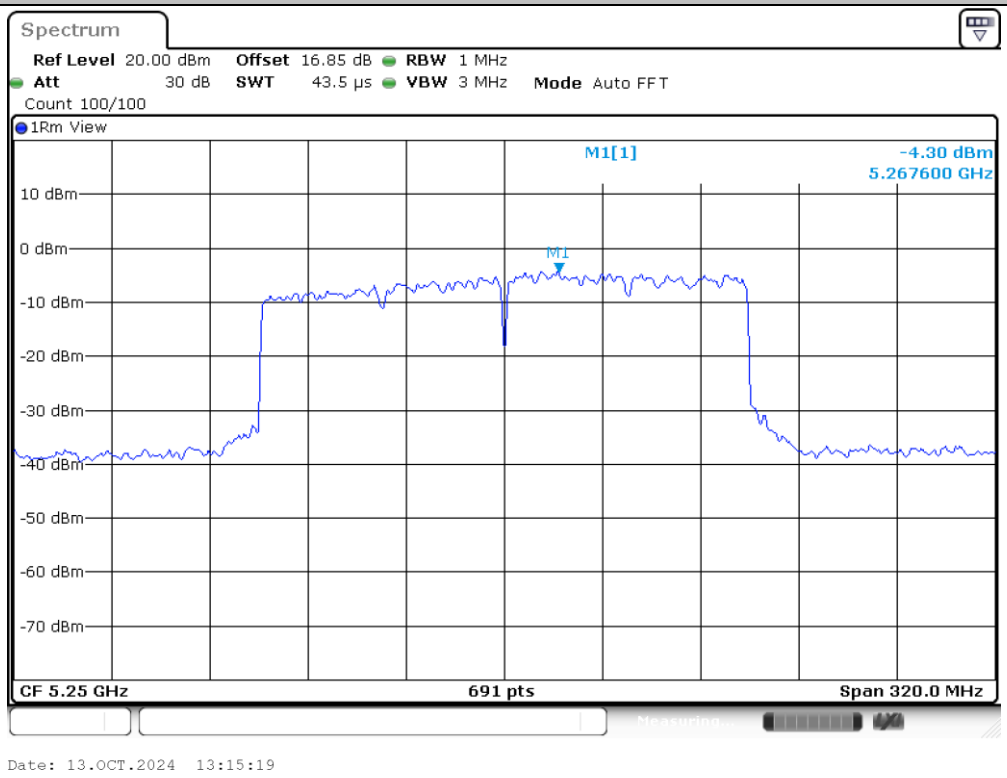

11AX160MIMO_total_5250

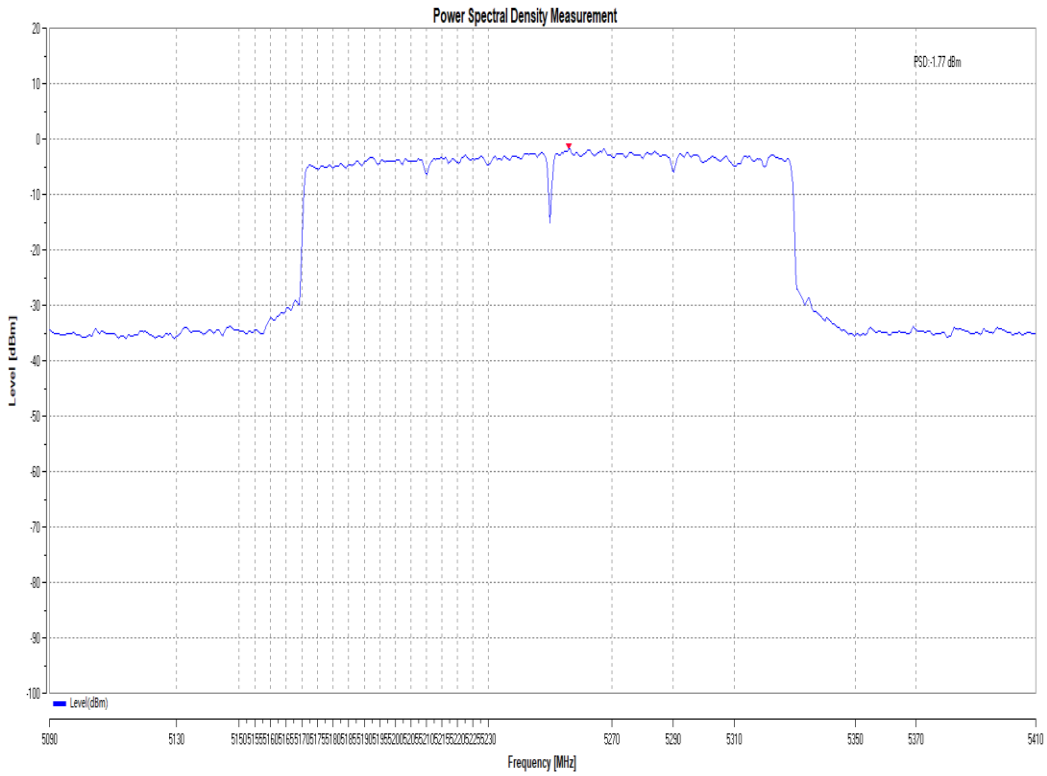

11AX160MIMO_Ant18_5570

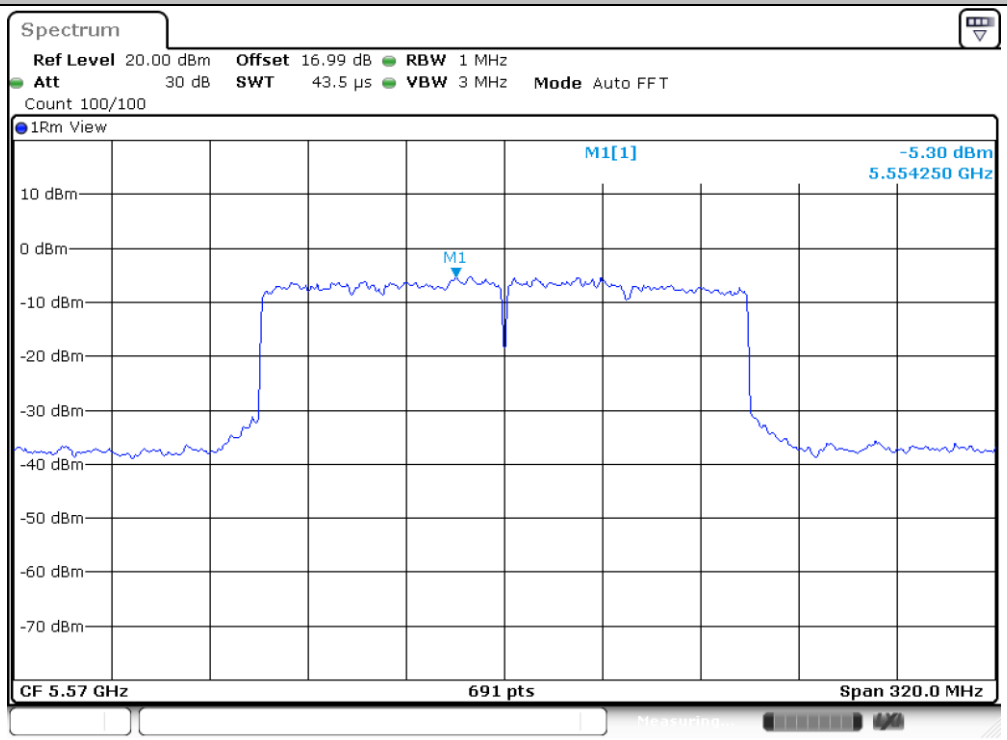

Date: 13.OCT.2024 13:16:50

11AX160MIMO_Ant19_5570

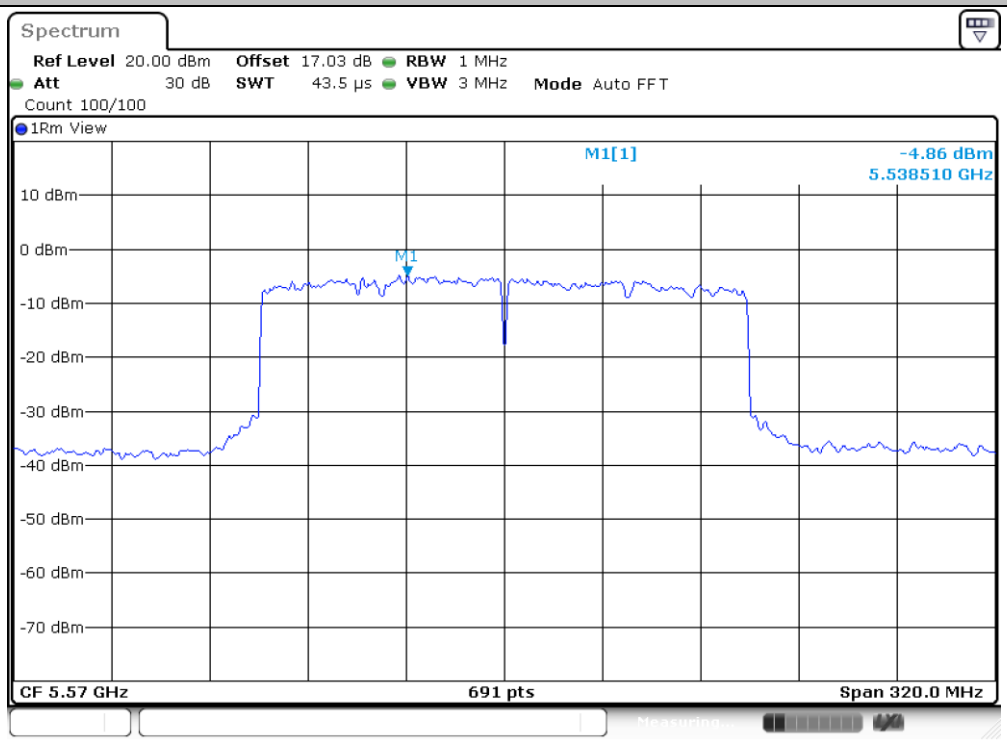

Date: 13.OCT.2024 13:17:24

11AX160MIMO_total_5570

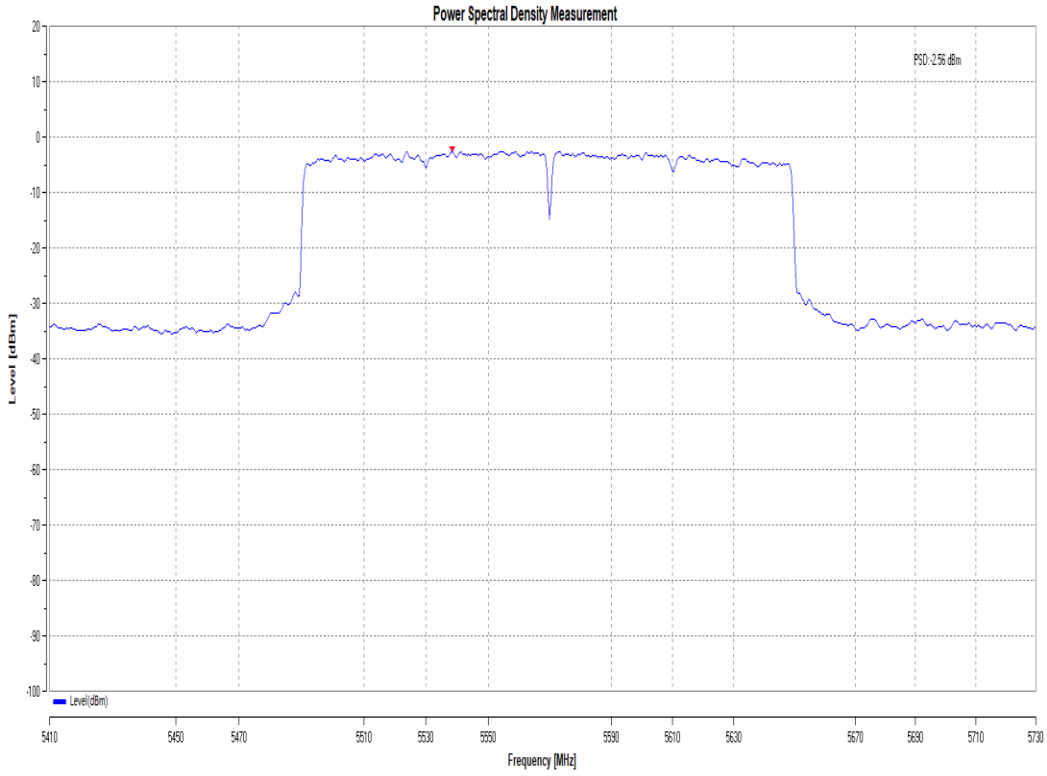

Partial RU

Maximum conducted output power

Test Result

Test Mode	Antenna	Freq (MHz)	Ru Size	Ru Index	Set Power	Channel Power [dBm]	Duty Cycle [%]	DC Factor [dBm]	Result [dBm]	Conducted Limit [dBm]	Gain [dBi]	EIRP [dBm]	EIRP Limit [dBm]	Verdict
11AX20 MIMO	Ant18	5180	26Tone	RU0	9.5	9.03	90.99	0.41	9.44	≤23.98	-3.00	6.44	---	PASS
			52Tone	RU37	12.5	11.97	90.99	0.41	12.38	≤23.98	-3.00	9.38	---	PASS
			106Tone	RU53	15.5	14.75	90.99	0.41	15.16	≤23.98	-3.00	12.16	---	PASS
	Ant19	5180	26Tone	RU0	9.5	9.73	90.99	0.41	10.14	≤23.98	-3.80	6.34	---	PASS
			52Tone	RU37	12.5	12.70	90.99	0.41	13.11	≤23.98	-3.80	9.31	---	PASS
			106Tone	RU53	15.5	16.19	90.99	0.41	16.60	≤23.98	-3.80	12.80	---	PASS
	total	5180	26Tone	RU0	---	---	---	---	12.81	≤23.98	-3.00	9.81	---	PASS
			52Tone	RU37	---	---	---	---	15.77	≤23.98	-3.00	12.77	---	PASS
			106Tone	RU53	---	---	---	---	18.95	≤23.98	-3.00	15.95	---	PASS
	Ant18	5320	26Tone	RU8	9.5	9.35	90.99	0.41	9.76	≤23.98	-2.50	7.26	≤26.99	PASS
			52Tone	RU40	12.5	12.23	90.99	0.41	12.64	≤23.98	-2.50	10.14	≤26.99	PASS
			106Tone	RU54	15.5	14.99	90.99	0.41	15.40	≤23.98	-2.50	12.90	≤26.99	PASS
	Ant19	5320	26Tone	RU8	9.5	8.66	90.99	0.41	9.07	≤23.98	-2.90	6.17	≤26.99	PASS
			52Tone	RU40	12.5	11.68	90.99	0.41	12.09	≤23.98	-2.90	9.19	≤26.99	PASS
			106Tone	RU54	15.5	15.72	90.99	0.41	16.13	≤23.98	-2.90	13.23	≤26.99	PASS
	total	5320	26Tone	RU8	---	---	---	---	12.44	≤23.98	-2.50	9.94	≤26.99	PASS
			52Tone	RU40	---	---	---	---	15.38	≤23.98	-2.50	12.88	≤26.99	PASS
			106Tone	RU54	---	---	---	---	18.79	≤23.98	-2.50	16.29	≤26.99	PASS
	Ant18	5500	26Tone	RU0	10	9.36	90.99	0.41	9.77	≤23.98	-2.50	7.27	≤26.99	PASS
			52Tone	RU37	13	12.44	90.99	0.41	12.85	≤23.98	-2.50	10.35	≤26.99	PASS
			106Tone	RU53	15.5	14.99	90.99	0.41	15.40	≤23.98	-2.50	12.90	≤26.99	PASS
	Ant19	5500	26Tone	RU0	10	9.76	90.99	0.41	10.17	≤23.98	-2.00	8.17	≤26.99	PASS
			52Tone	RU37	13	12.83	90.99	0.41	13.24	≤23.98	-2.00	11.24	≤26.99	PASS
			106Tone	RU53	15.5	15.71	90.99	0.41	16.12	≤23.98	-2.00	14.12	≤26.99	PASS
	total	5500	26Tone	RU0	---	---	---	---	12.98	≤23.98	-2.00	10.98	≤26.99	PASS
			52Tone	RU37	---	---	---	---	16.06	≤23.98	-2.00	14.06	≤26.99	PASS
			106Tone	RU53	---	---	---	---	18.79	≤23.98	-2.00	16.79	≤26.99	PASS
	Ant18	5700	26Tone	RU8	10.5	10.03	90.99	0.41	10.44	≤23.98	-2.50	7.94	≤26.99	PASS
			52Tone	RU40	13	12.68	90.99	0.41	13.09	≤23.98	-2.50	10.59	≤26.99	PASS
			106Tone	RU54	16	15.45	90.99	0.41	15.86	≤23.98	-2.50	13.36	≤26.99	PASS

	Ant19	5700	26Tone	RU8	10.5	9.79	90.99	0.41	10.20	≤23.98	-2.00	8.20	≤26.99	PASS
			52Tone	RU40	13	12.43	90.99	0.41	12.84	≤23.98	-2.00	10.84	≤26.99	PASS
			106Tone	RU54	16	15.44	90.99	0.41	15.85	≤23.98	-2.00	13.85	≤26.99	PASS
	total	5700	26Tone	RU8	---	---	---	---	13.33	≤23.98	-2.00	11.33	≤26.99	PASS
			52Tone	RU40	---	---	---	---	15.98	≤23.98	-2.00	13.98	≤26.99	PASS
			106Tone	RU54	---	---	---	---	18.87	≤23.98	-2.00	16.87	≤26.99	PASS
	Ant18	5745	26Tone	RU0	18	17.60	90.99	0.41	18.01	≤30.00	-3.50	14.51	---	PASS
			52Tone	RU37	18	17.44	90.99	0.41	17.85	≤30.00	-3.50	14.35	---	PASS
			106Tone	RU53	18	17.69	90.99	0.41	18.10	≤30.00	-3.50	14.60	---	PASS
	Ant19	5745	26Tone	RU0	18	18.44	90.99	0.41	18.85	≤30.00	-2.00	16.85	---	PASS
			52Tone	RU37	18	18.18	90.99	0.41	18.59	≤30.00	-2.00	16.59	---	PASS
			106Tone	RU53	18	17.60	90.99	0.41	18.01	≤30.00	-2.00	16.01	---	PASS
	total	5745	26Tone	RU0	---	---	---	---	21.46	≤30.00	-2.00	19.46	---	PASS
			52Tone	RU37	---	---	---	---	21.25	≤30.00	-2.00	19.25	---	PASS
			106Tone	RU53	---	---	---	---	21.07	≤30.00	-2.00	19.07	---	PASS
	Ant18	5825	26Tone	RU8	18	17.51	90.99	0.41	17.92	≤30.00	-3.50	14.42	---	PASS
			52Tone	RU40	18	17.38	90.99	0.41	17.79	≤30.00	-3.50	14.29	---	PASS
			106Tone	RU54	18	17.46	90.99	0.41	17.87	≤30.00	-3.50	14.37	---	PASS
	Ant19	5825	26Tone	RU8	18	17.25	90.99	0.41	17.66	≤30.00	-2.00	15.66	---	PASS
			52Tone	RU40	18	17.34	90.99	0.41	17.75	≤30.00	-2.00	15.75	---	PASS
			106Tone	RU54	18	17.43	90.99	0.41	17.84	≤30.00	-2.00	15.84	---	PASS
	total	5825	26Tone	RU8	---	---	---	---	20.80	≤30.00	-2.00	18.80	---	PASS
			52Tone	RU40	---	---	---	---	20.78	≤30.00	-2.00	18.78	---	PASS
			106Tone	RU54	---	---	---	---	20.87	≤30.00	-2.00	18.87	---	PASS

Maximum power spectral density

Test Result

Test Mode	Antenna	Freq(MHz)	Ru Size	Ru Index	Result [dBm/MHz]	Limit [dBm/MHz]	Verdict
11AX20MIMO	Ant18	5180	26Tone	RU0	6.69	≤11.00	PASS
			52Tone	RU37	7.16	≤11.00	PASS
			106Tone	RU53	6.96	≤11.00	PASS
	Ant19	5180	26Tone	RU0	7.50	≤11.00	PASS
			52Tone	RU37	7.40	≤11.00	PASS
			106Tone	RU53	7.87	≤11.00	PASS
	total	5180	26Tone	RU0	10.12	≤11.00	PASS
			52Tone	RU37	10.25	≤11.00	PASS
			106Tone	RU53	10.38	≤11.00	PASS
	Ant18	5320	26Tone	RU8	7.26	≤11.00	PASS
			52Tone	RU40	7.79	≤11.00	PASS
			106Tone	RU54	7.55	≤11.00	PASS
	Ant19	5320	26Tone	RU8	7.23	≤11.00	PASS
			52Tone	RU40	6.85	≤11.00	PASS
			106Tone	RU54	7.56	≤11.00	PASS
	total	5320	26Tone	RU8	10.24	≤11.00	PASS
			52Tone	RU40	10.31	≤11.00	PASS
			106Tone	RU54	10.31	≤11.00	PASS
	Ant18	5500	26Tone	RU0	6.70	≤11.00	PASS
			52Tone	RU37	7.42	≤11.00	PASS
			106Tone	RU53	7.70	≤11.00	PASS
	Ant19	5500	26Tone	RU0	7.34	≤11.00	PASS
			52Tone	RU37	7.58	≤11.00	PASS
			106Tone	RU53	7.76	≤11.00	PASS
	total	5500	26Tone	RU0	10.03	≤11.00	PASS
			52Tone	RU37	10.49	≤11.00	PASS
			106Tone	RU53	10.50	≤11.00	PASS
	Ant18	5700	26Tone	RU8	7.15	≤11.00	PASS
			52Tone	RU40	7.61	≤11.00	PASS
			106Tone	RU54	7.10	≤11.00	PASS
	Ant19	5700	26Tone	RU8	7.06	≤11.00	PASS
			52Tone	RU40	7.12	≤11.00	PASS
			106Tone	RU54	7.18	≤11.00	PASS

	total	5700	26Tone	RU8	10.10	≤11.00	PASS
			52Tone	RU40	10.14	≤11.00	PASS
			106Tone	RU54	10.09	≤11.00	PASS
	Ant18	5745	26Tone	RU0	13.25	≤30.00	PASS
			52Tone	RU37	9.70	≤30.00	PASS
			106Tone	RU53	7.03	≤30.00	PASS
	Ant19	5745	26Tone	RU0	13.91	≤30.00	PASS
			52Tone	RU37	10.41	≤30.00	PASS
			106Tone	RU53	6.65	≤30.00	PASS
	total	5745	26Tone	RU0	16.60	≤30.00	PASS
			52Tone	RU37	13.08	≤30.00	PASS
			106Tone	RU53	9.85	≤30.00	PASS
	Ant18	5825	26Tone	RU8	12.73	≤30.00	PASS
			52Tone	RU40	9.94	≤30.00	PASS
			106Tone	RU54	6.49	≤30.00	PASS
	Ant19	5825	26Tone	RU8	12.90	≤30.00	PASS
			52Tone	RU40	9.84	≤30.00	PASS
			106Tone	RU54	6.74	≤30.00	PASS
	total	5825	26Tone	RU8	15.83	≤30.00	PASS
			52Tone	RU40	12.90	≤30.00	PASS
			106Tone	RU54	9.63	≤30.00	PASS

Note：1.The Result and Limit Unit is dBm/500 kHz in the band 5.725–5.85 GHz.
2.The Duty Cycle Factor and is compensated in the graph.

Test Graphs

11AX20MIMO_Ant18_5180_26Tone_RU0

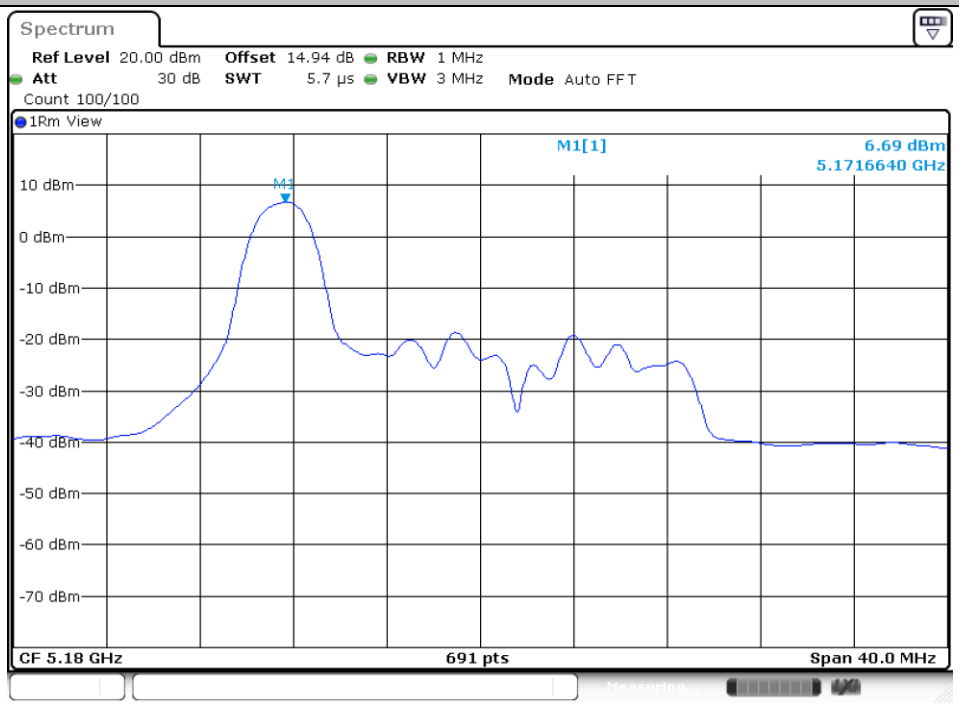

Date: 13.OCT.2024 14:52:27

11AX20MIMO_Ant18_5180_52Tone_RU37

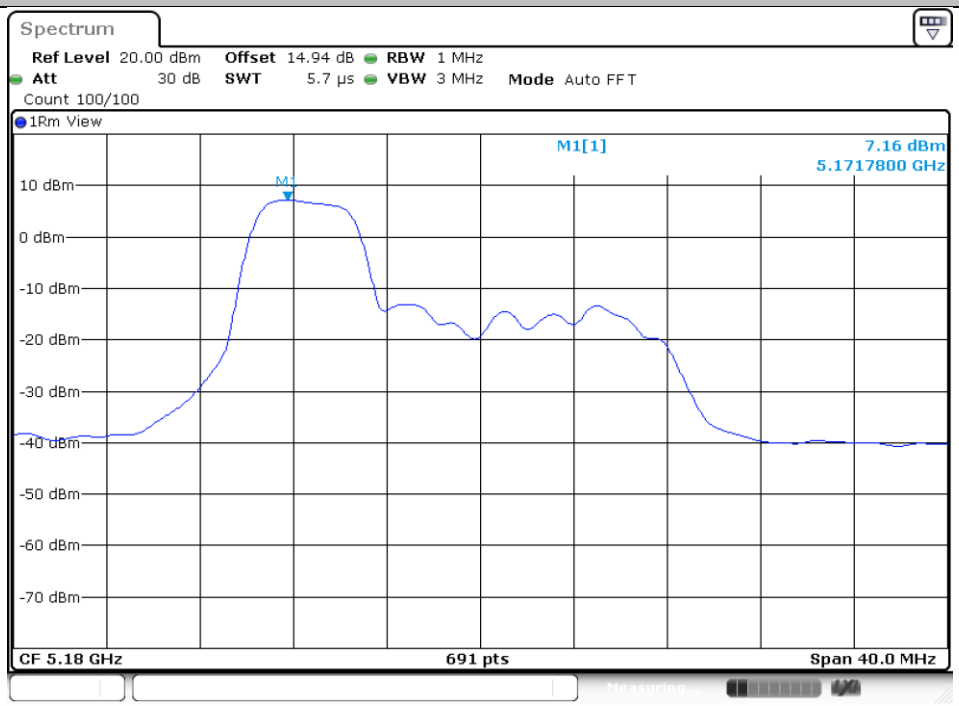

Date: 13.OCT.2024 14:58:24

11AX20MIMO_Ant18_5180_106Tone_RU53

Date: 13.OCT.2024 15:00:20

11AX20MIMO_Ant19_5180_26Tone_RU0

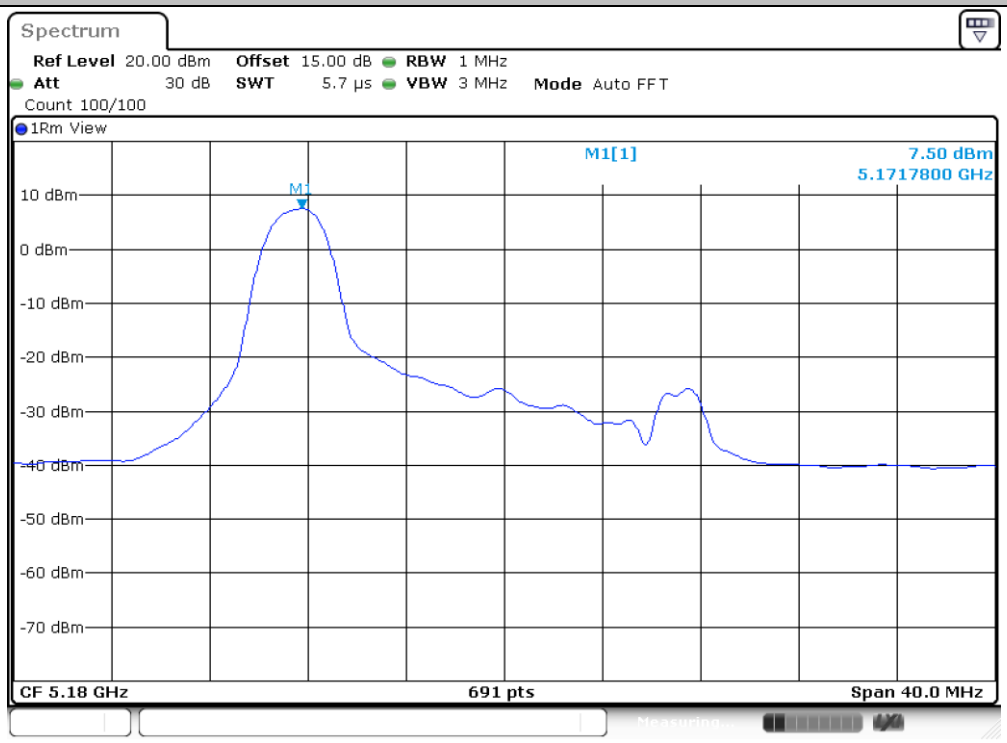

Date: 13.OCT.2024 14:52:34

11AX20MIMO_Ant19_5180_52Tone_RU37

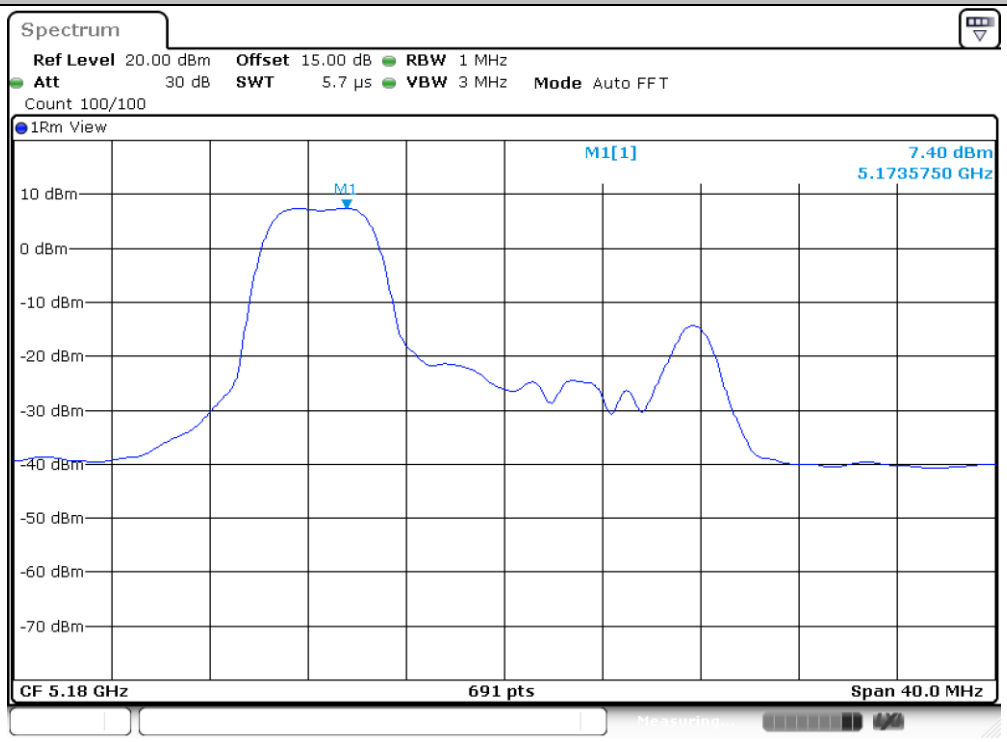

Date: 13.OCT.2024 14:58:31

11AX20MIMO_Ant19_5180_106Tone_RU53

Date: 13.OCT.2024 15:00:27

11AX20MIMO_total_5180_26Tone_RU0

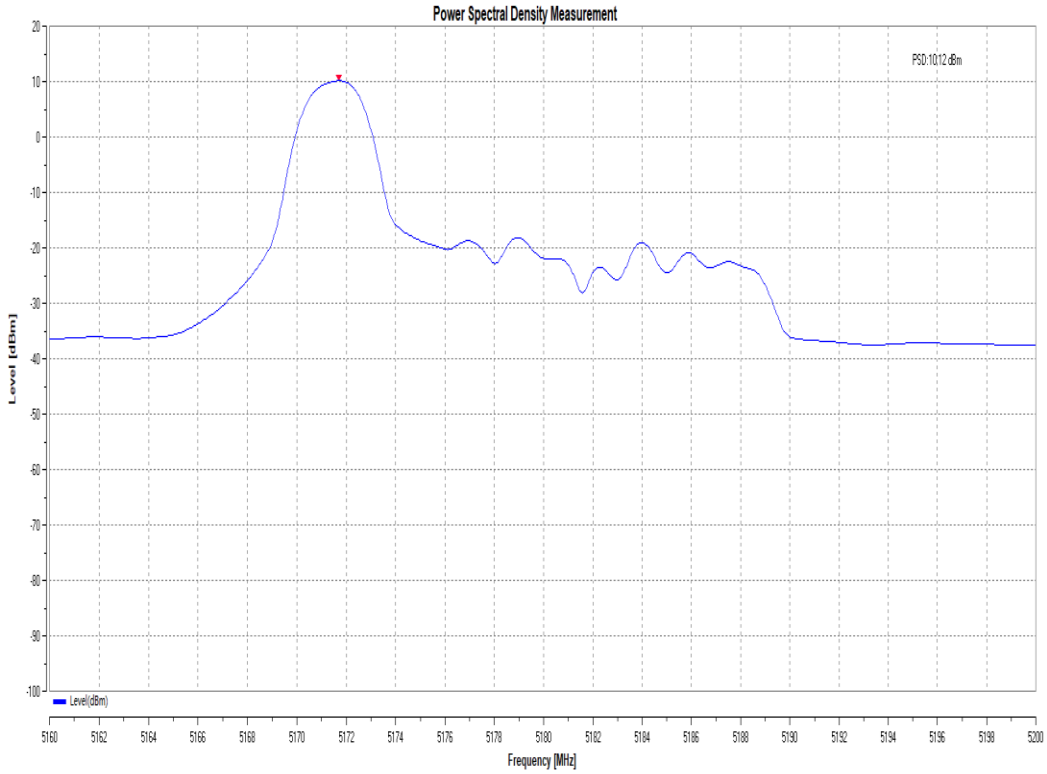

11AX20MIMO_total_5180_52Tone_RU37

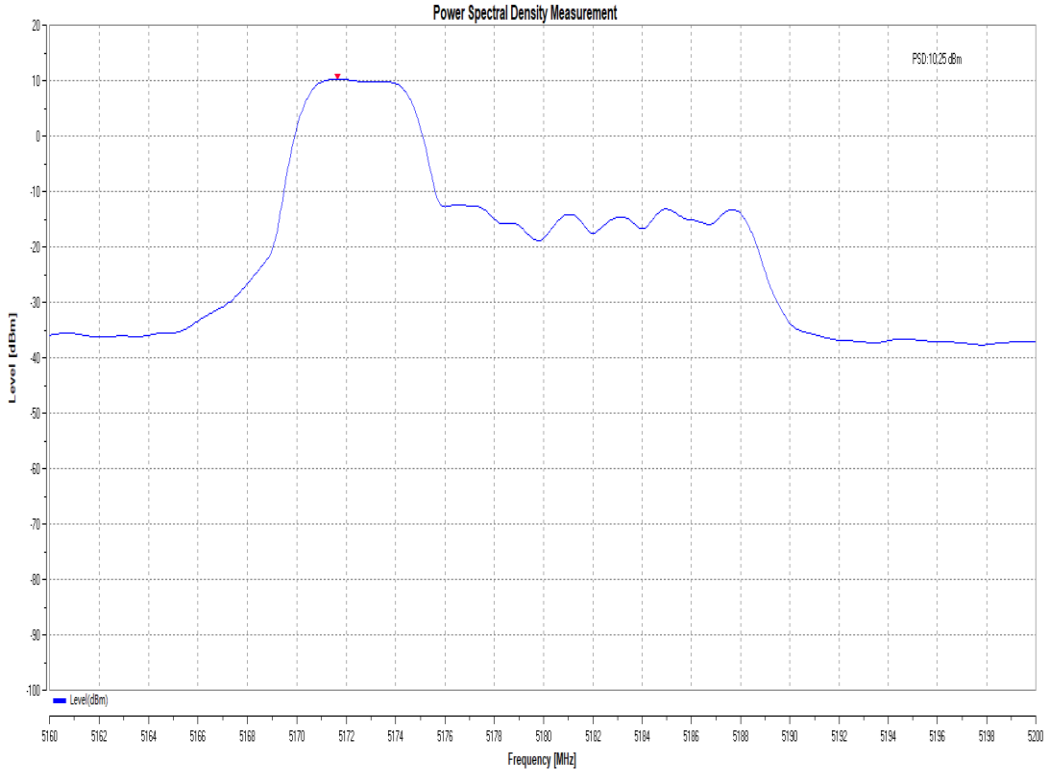

11AX20MIMO_total_5180_106Tone_RU53

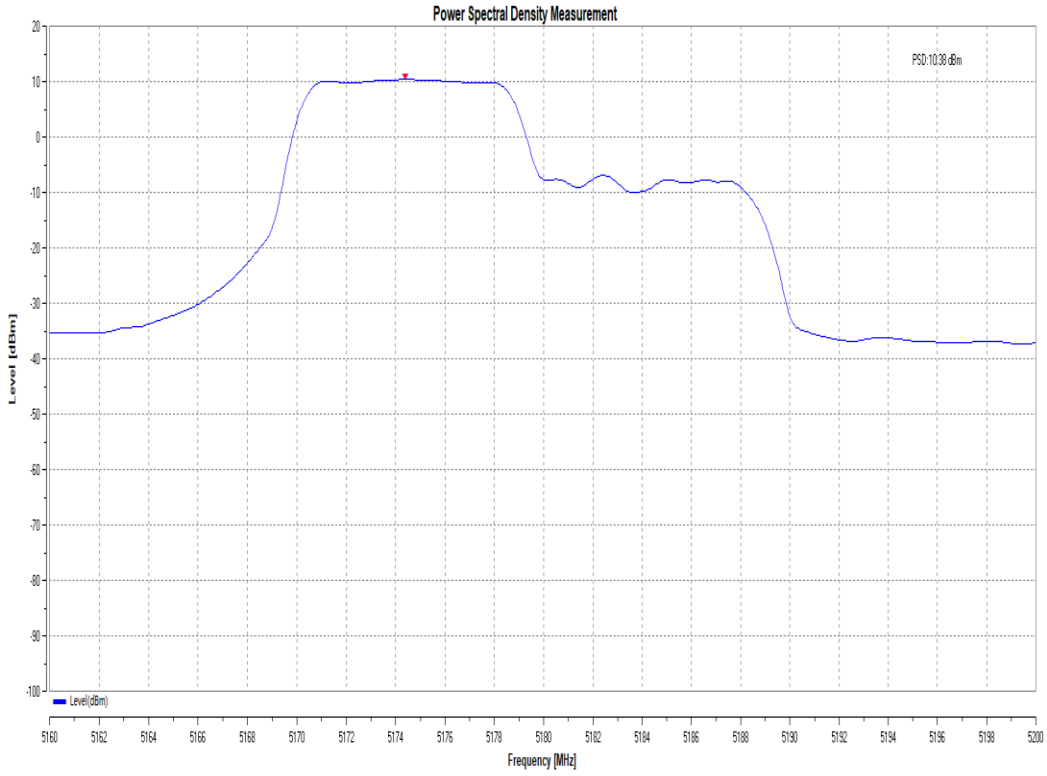

11AX20MIMO_Ant18_5320_26Tone_RU8

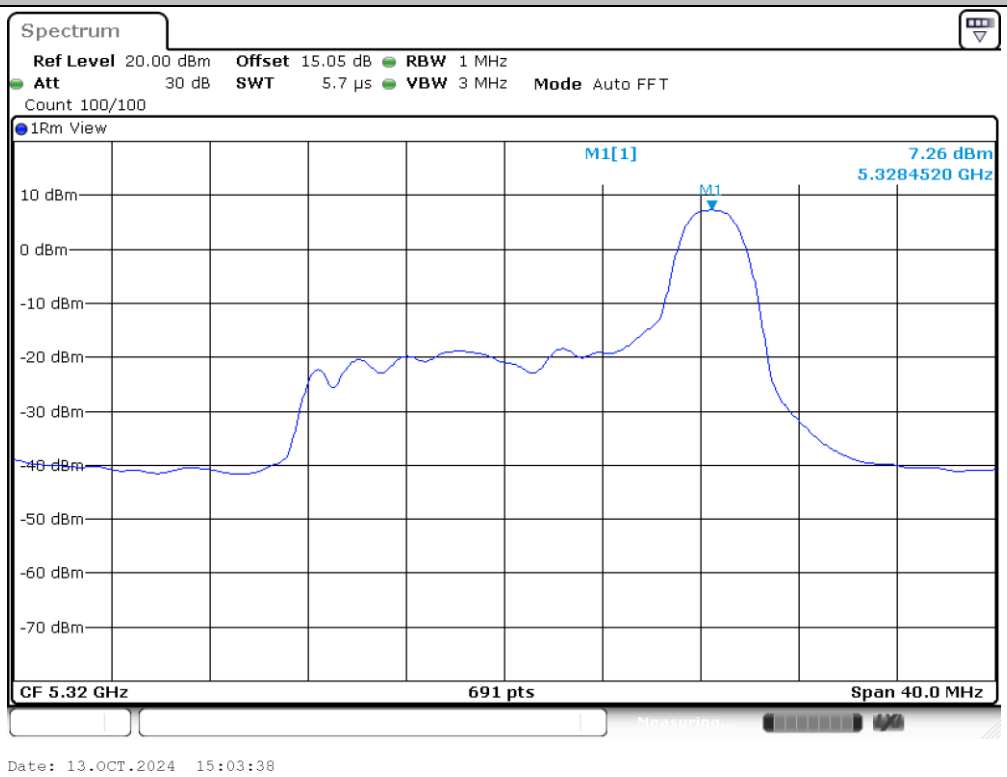

11AX20MIMO_Ant18_5320_52Tone_RU40

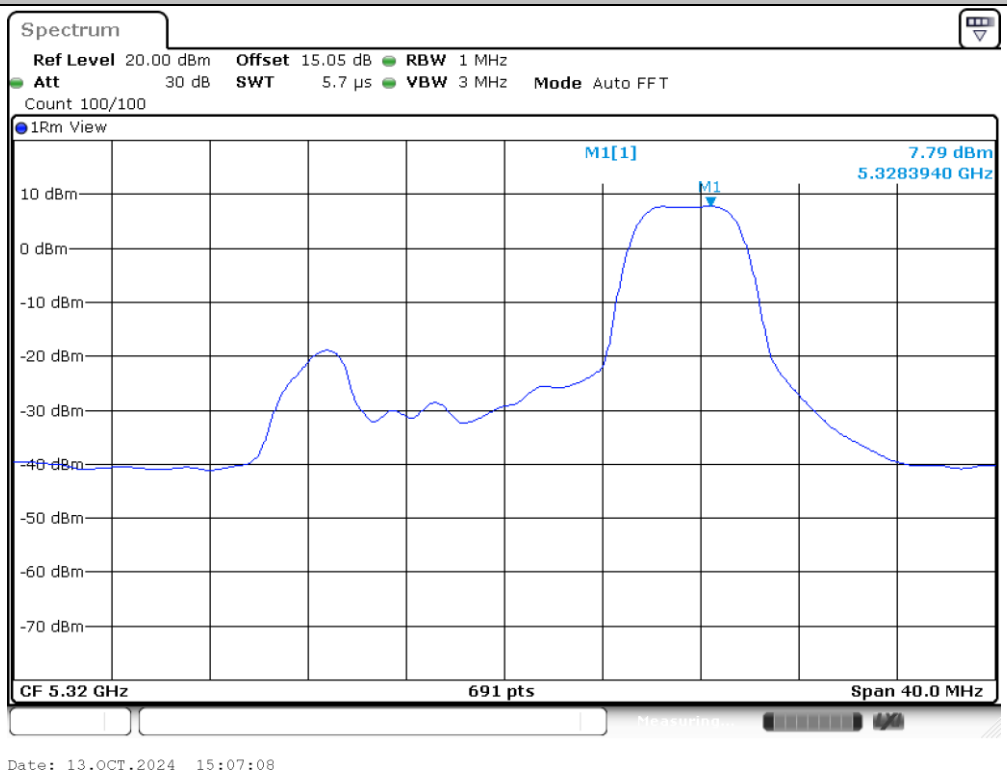

11AX20MIMO_Ant18_5320_106Tone_RU54

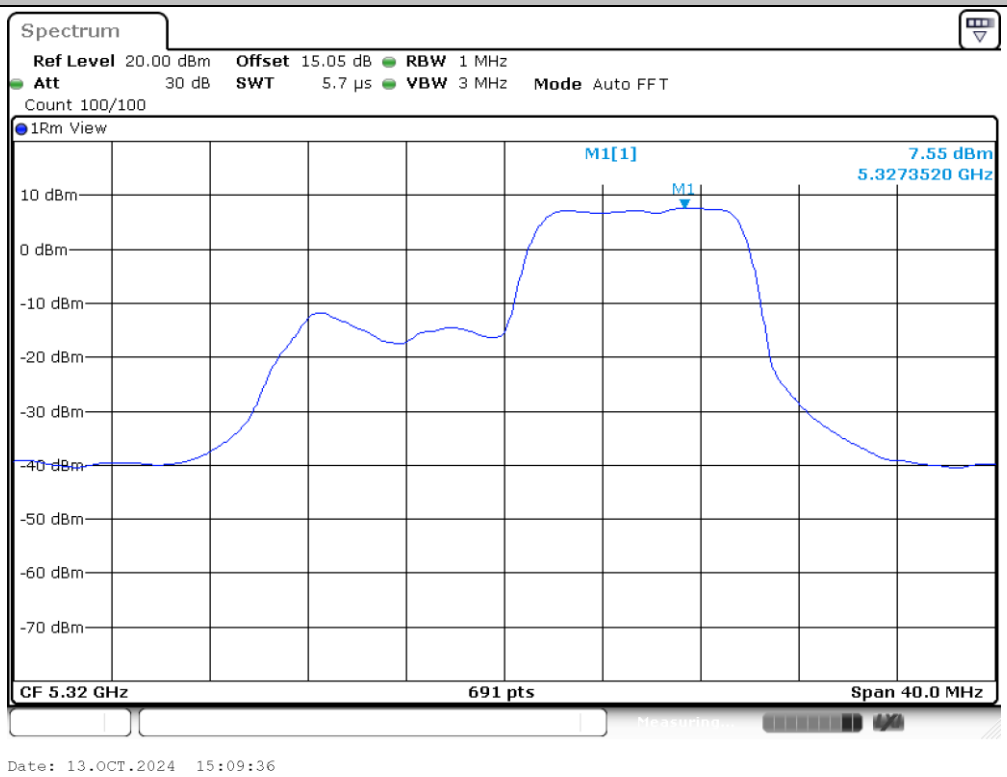

11AX20MIMO_Ant19_5320_26Tone_RU8

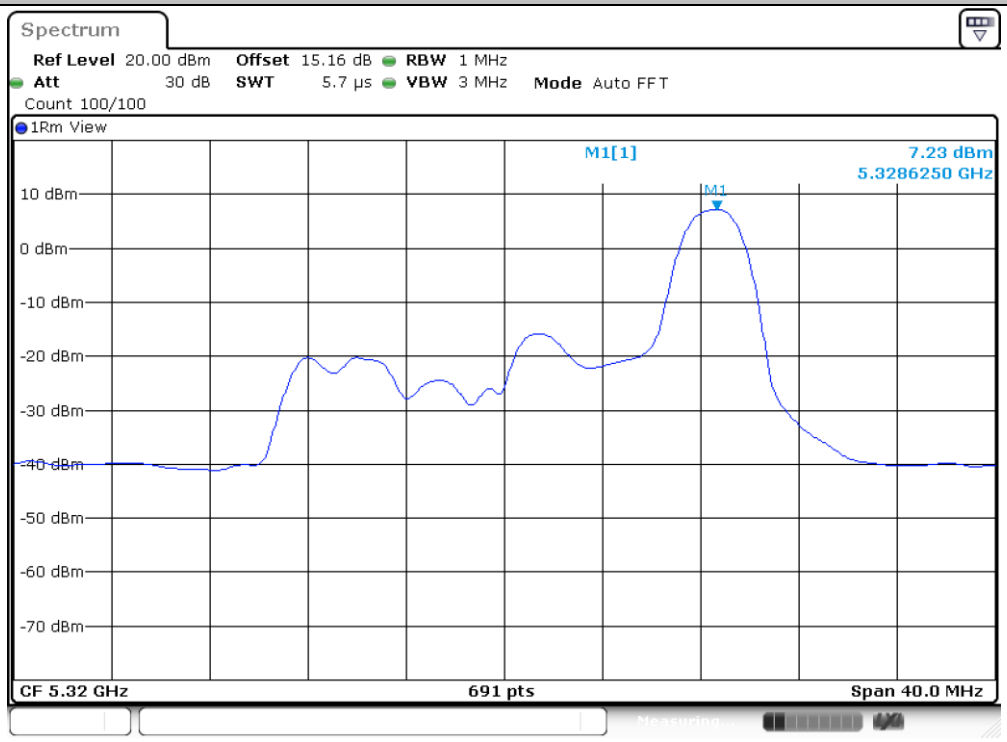

Date: 13.OCT.2024 15:04:16

11AX20MIMO_Ant19_5320_52Tone_RU40

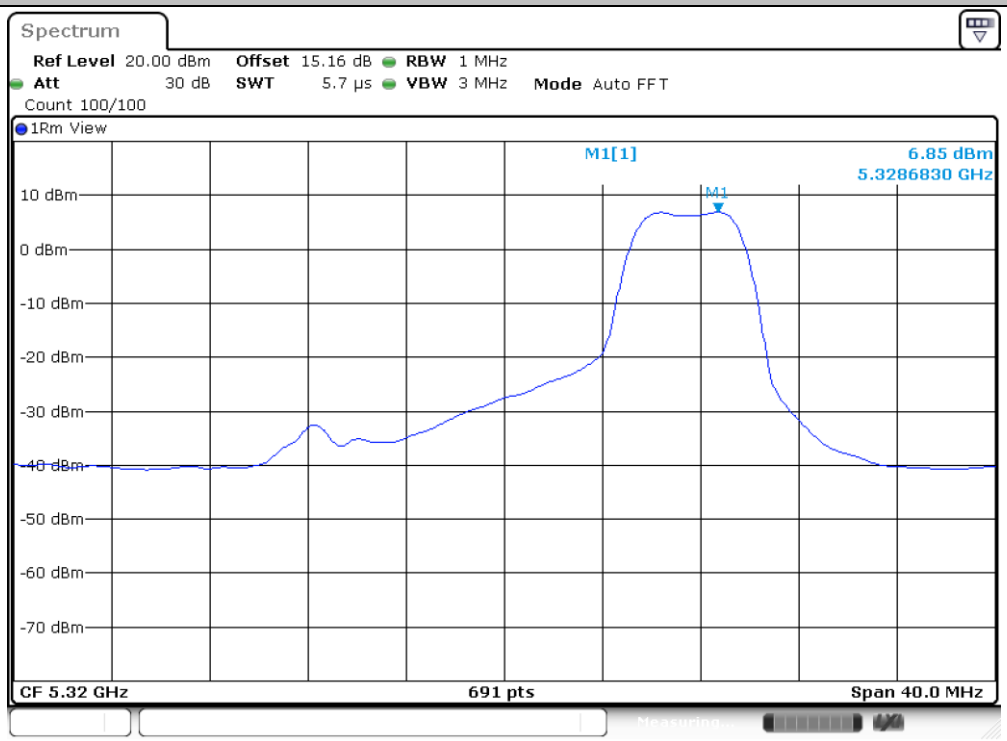

Date: 13.OCT.2024 15:07:15

11AX20MIMO_Ant19_5320_106Tone_RU54

11AX20MIMO_total_5320_26Tone_RU8

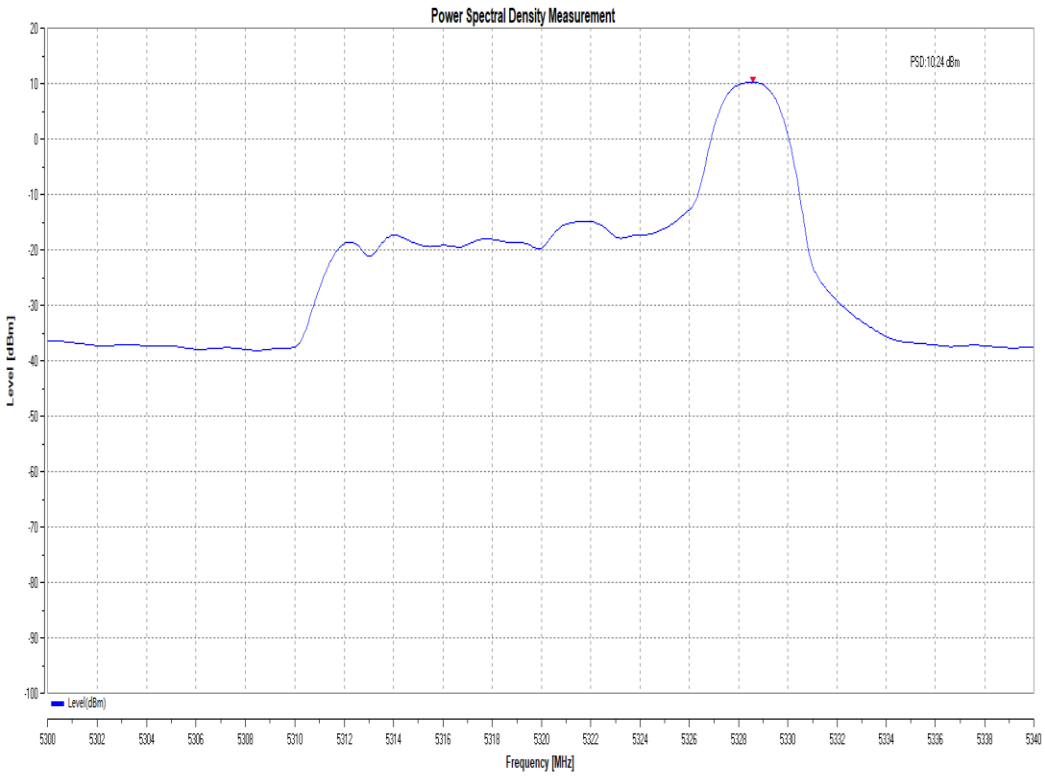

11AX20MIMO_total_5320_52Tone_RU40

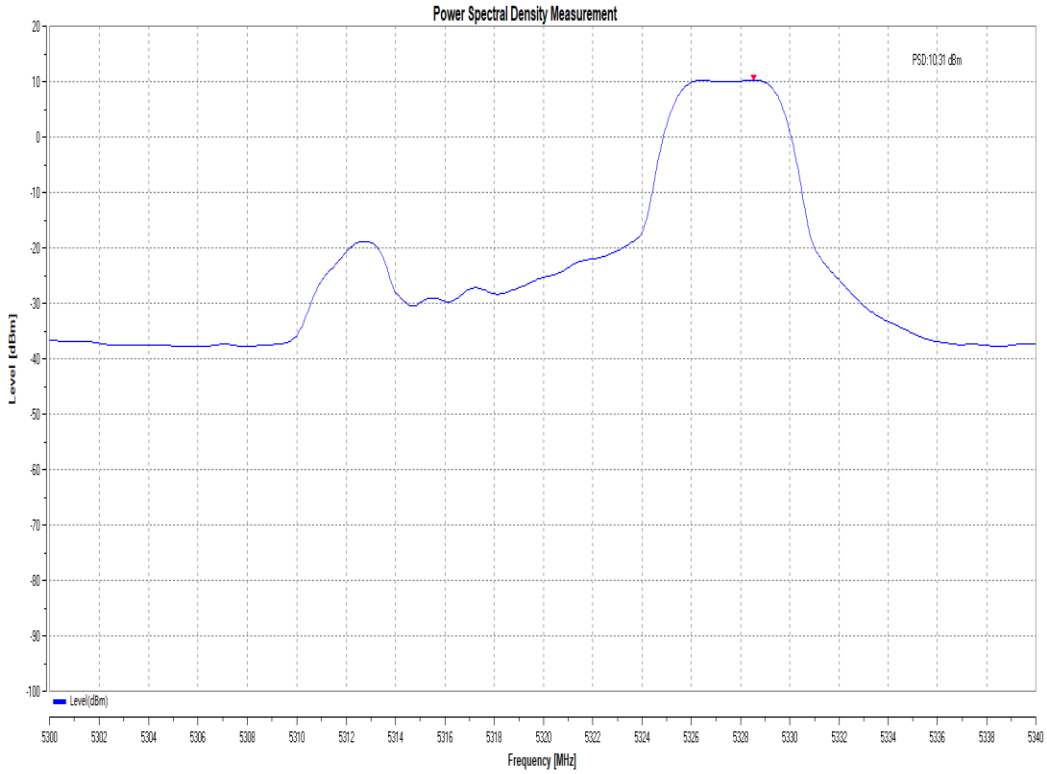

11AX20MIMO_total_5320_106Tone_RU54

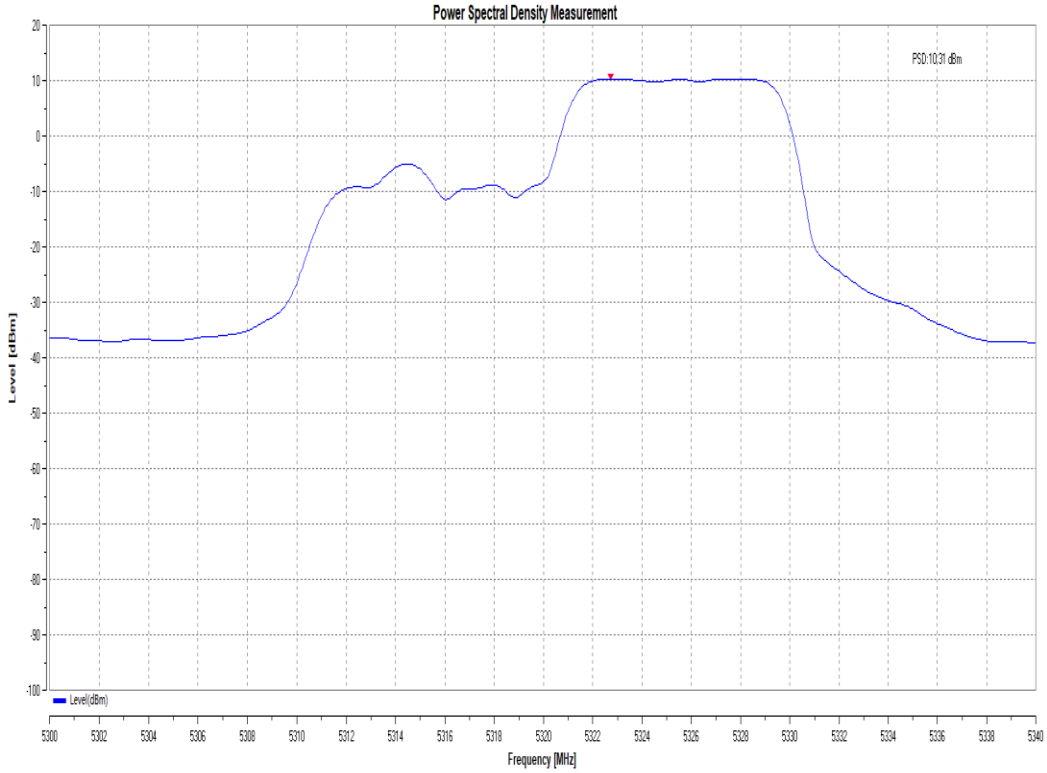

11AX20MIMO_Ant18_5500_26Tone_RU0

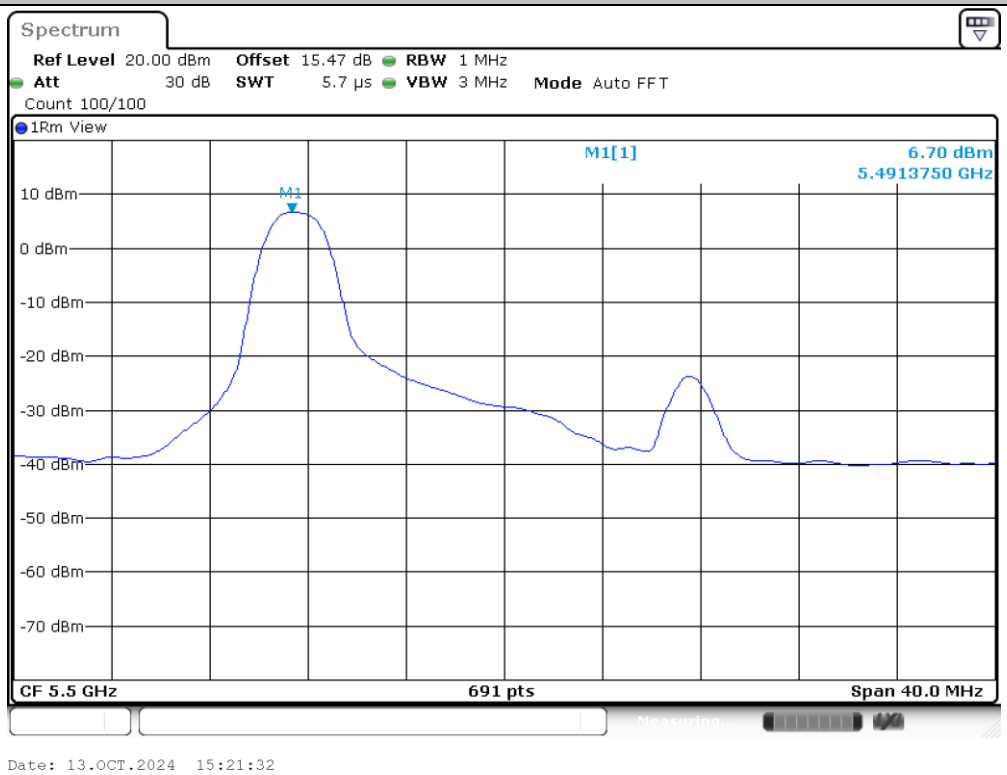

11AX20MIMO_Ant18_5500_52Tone_RU37

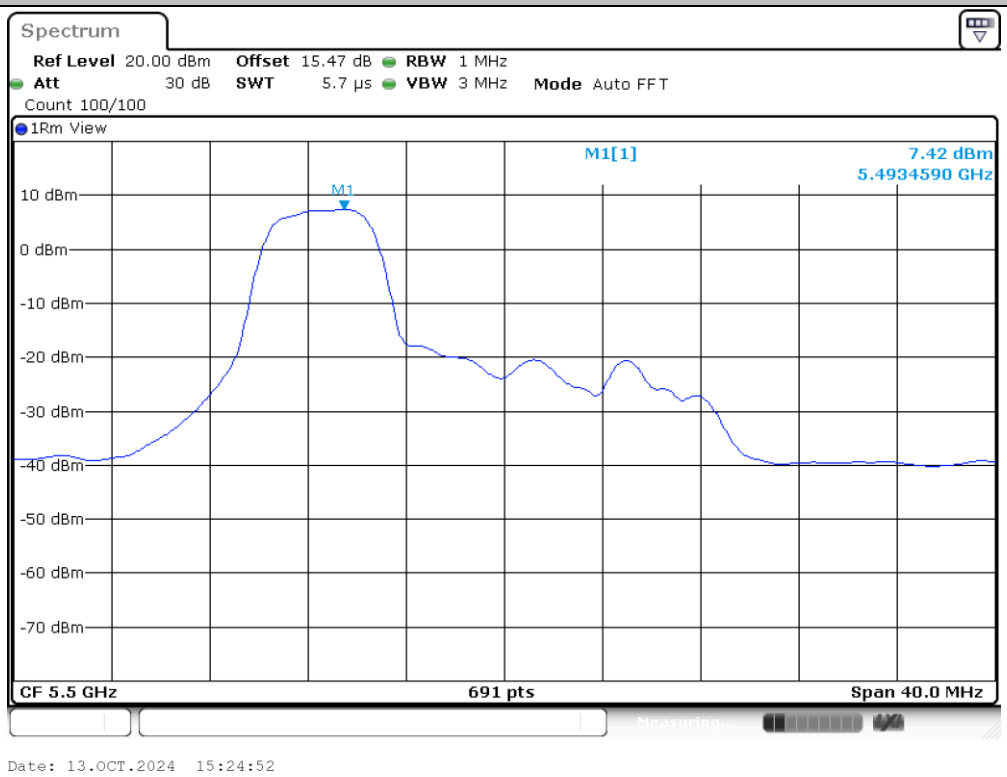

11AX20MIMO_Ant18_5500_106Tone_RU53

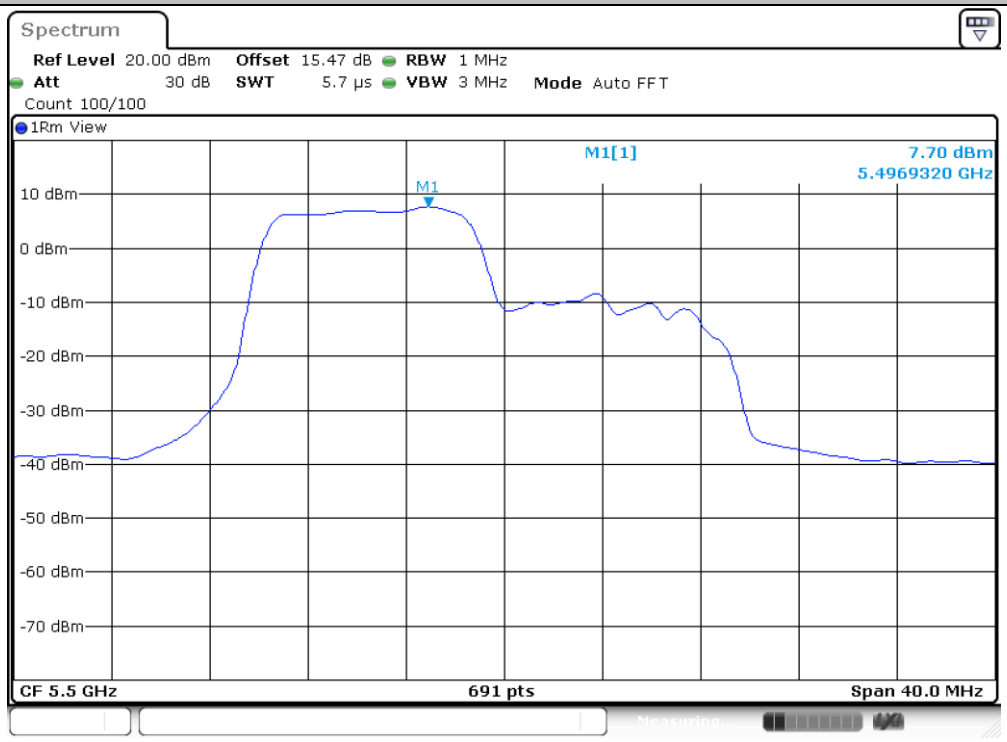

11AX20MIMO_Ant19_5500_26Tone_RU0

11AX20MIMO_Ant19_5500_52Tone_RU37

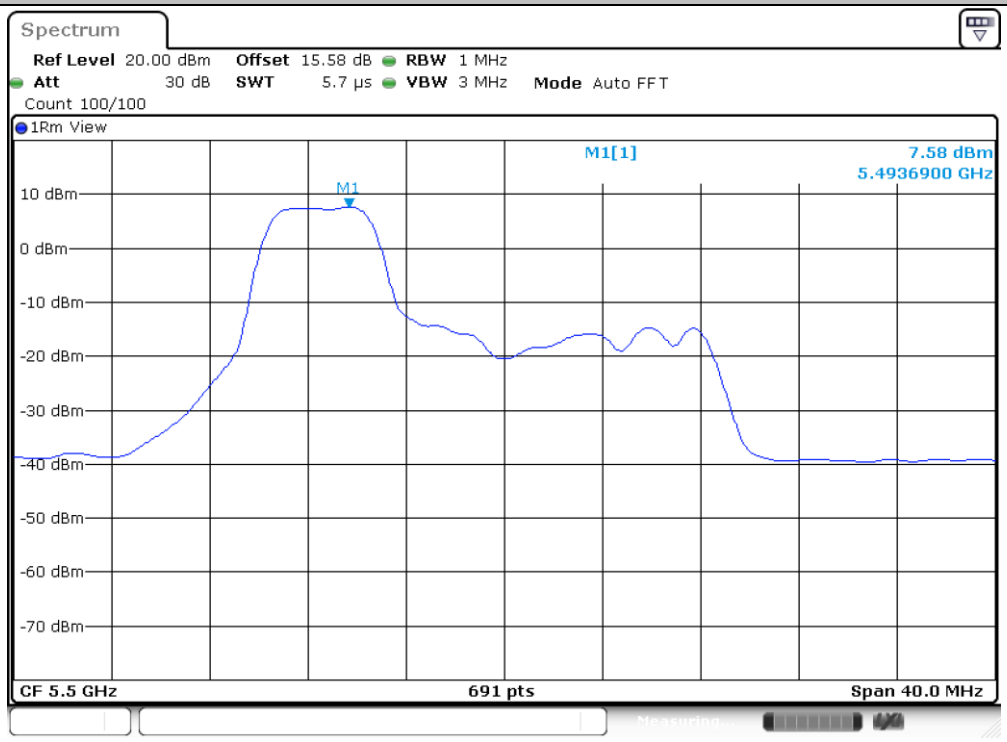

11AX20MIMO_Ant19_5500_106Tone_RU53

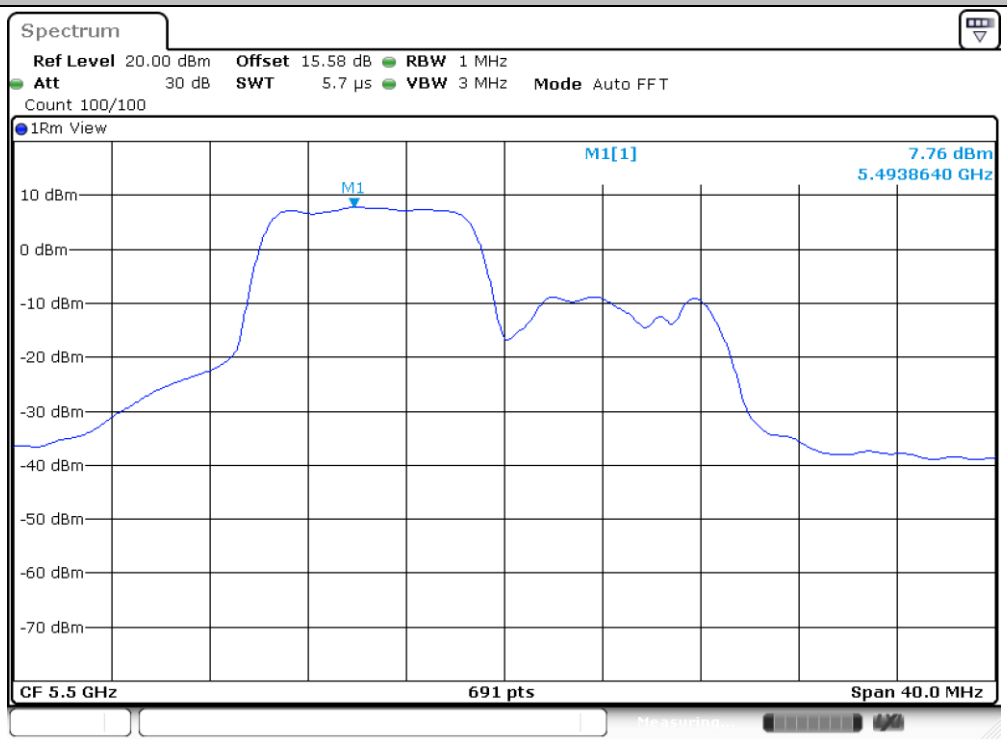

11AX20MIMO_total_5500_26Tone_RU0

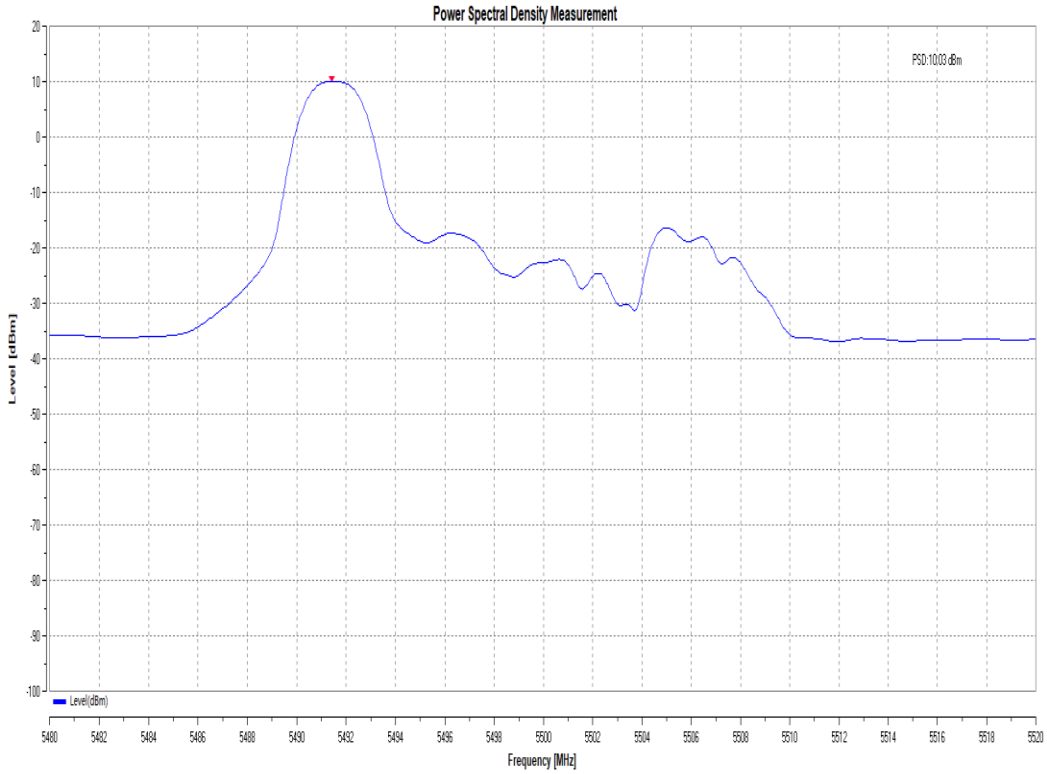

11AX20MIMO_total_5500_52Tone_RU37

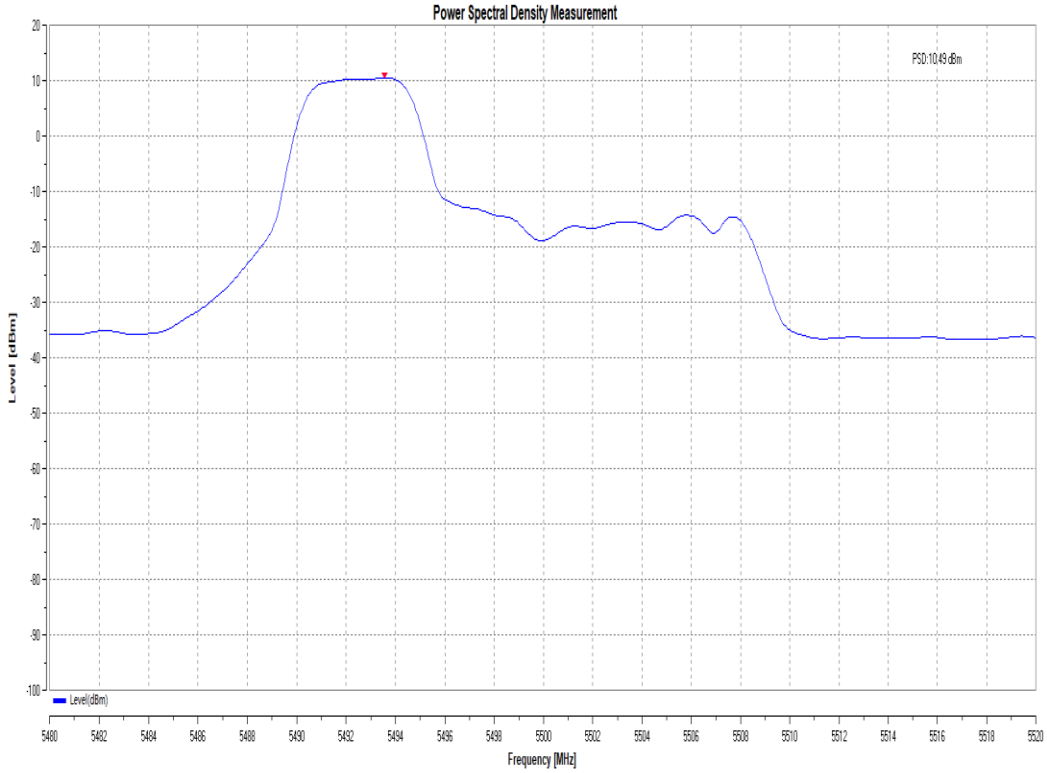

11AX20MIMO_total_5500_106Tone_RU53

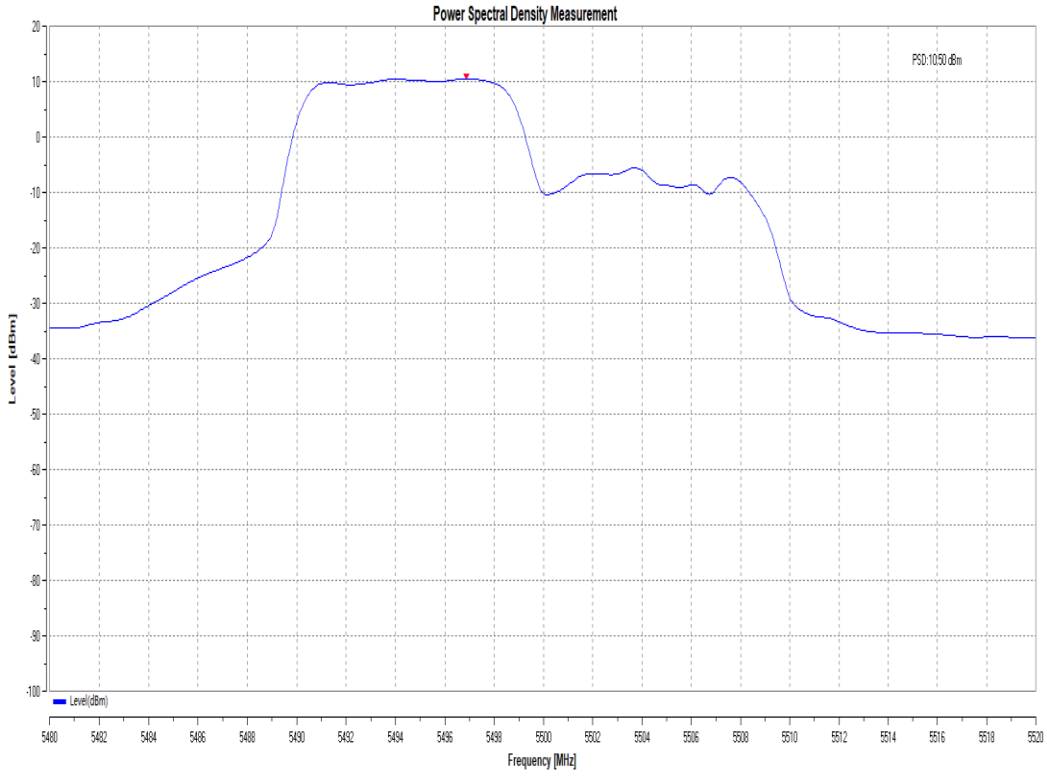

11AX20MIMO_Ant18_5700_26Tone_RU8

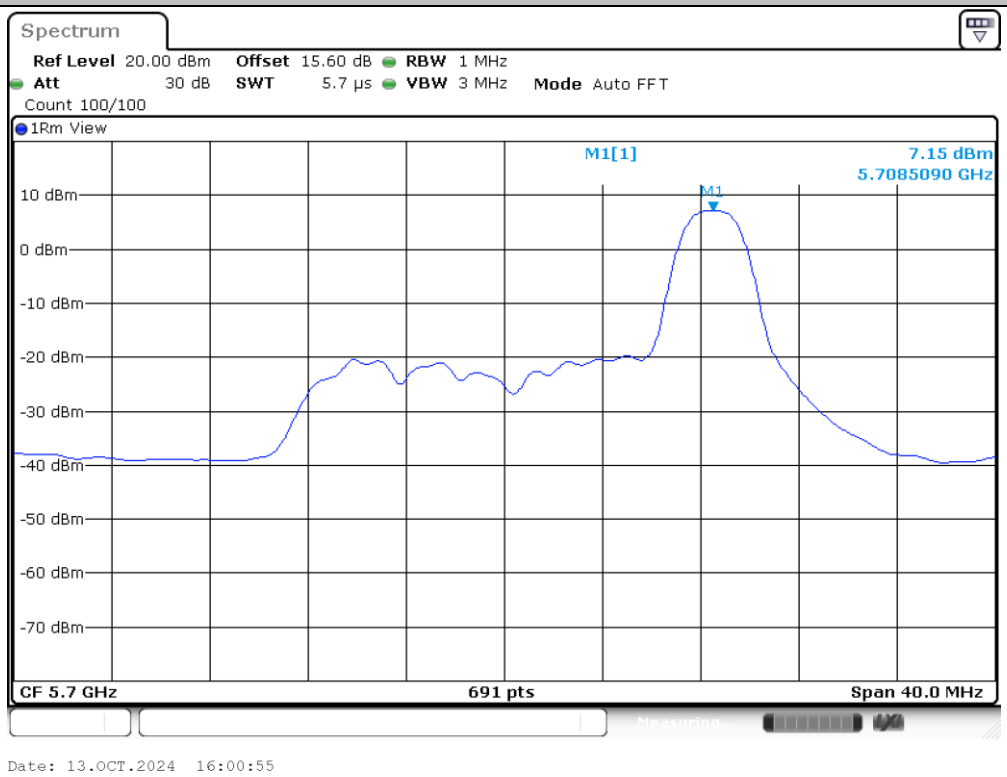

11AX20MIMO_Ant18_5700_52Tone_RU40

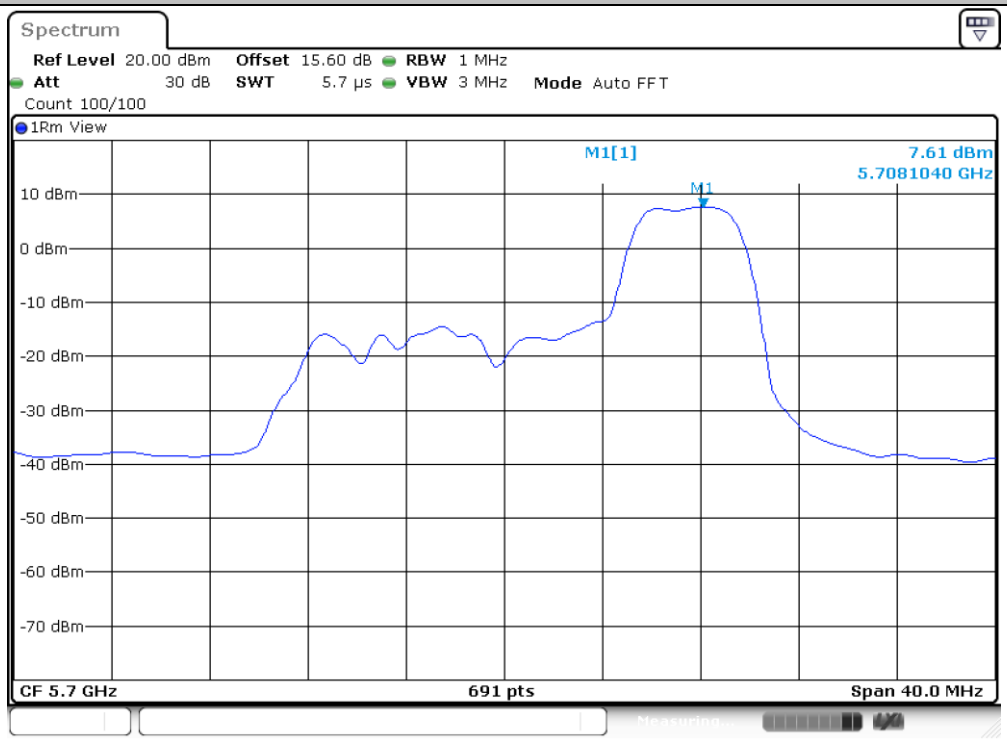

Date: 13.OCT.2024 16:03:16

11AX20MIMO_Ant18_5700_106Tone_RU54

Date: 13.OCT.2024 16:05:07

11AX20MIMO_Ant19_5700_26Tone_RU8

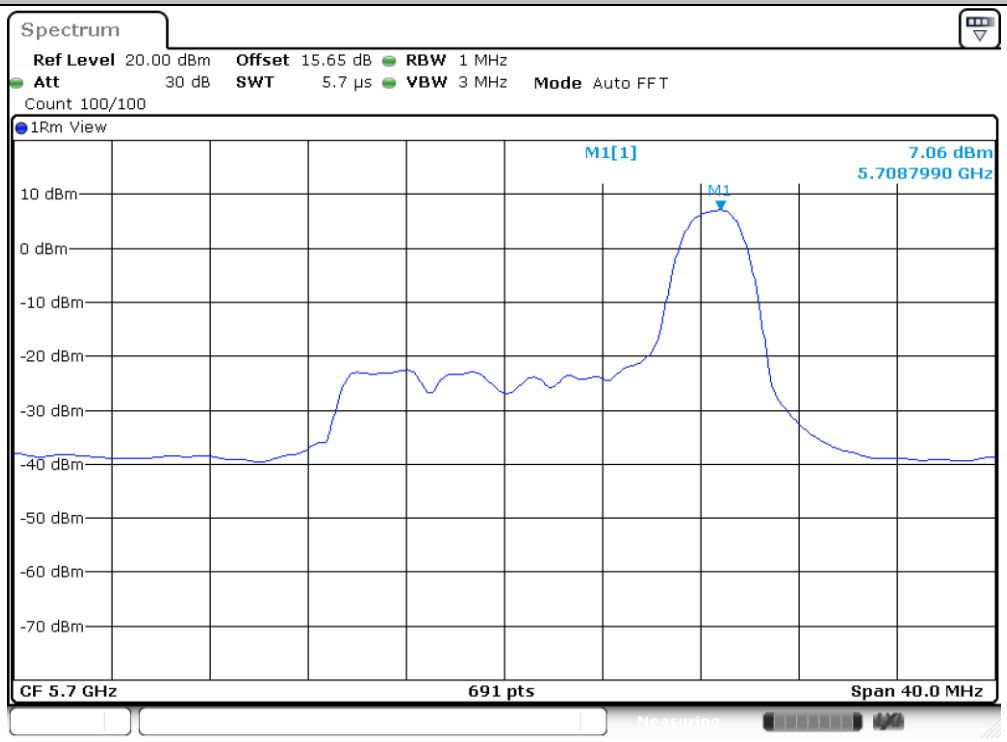

11AX20MIMO_Ant19_5700_52Tone_RU40

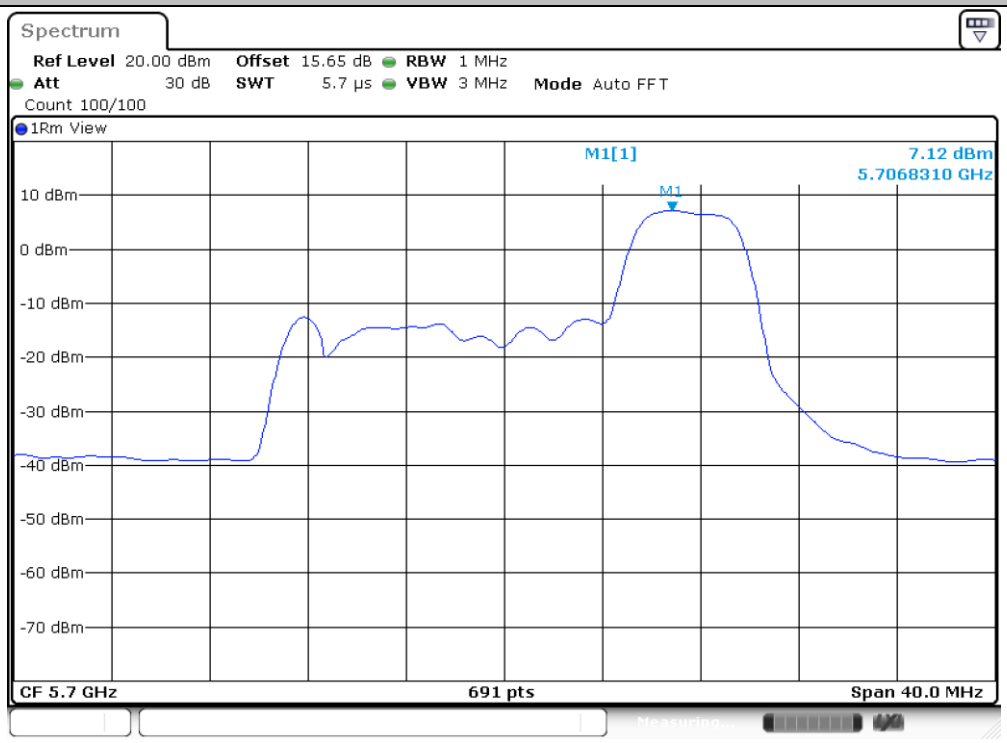

11AX20MIMO_Ant19_5700_106Tone_RU54

11AX20MIMO_total_5700_26Tone_RU8

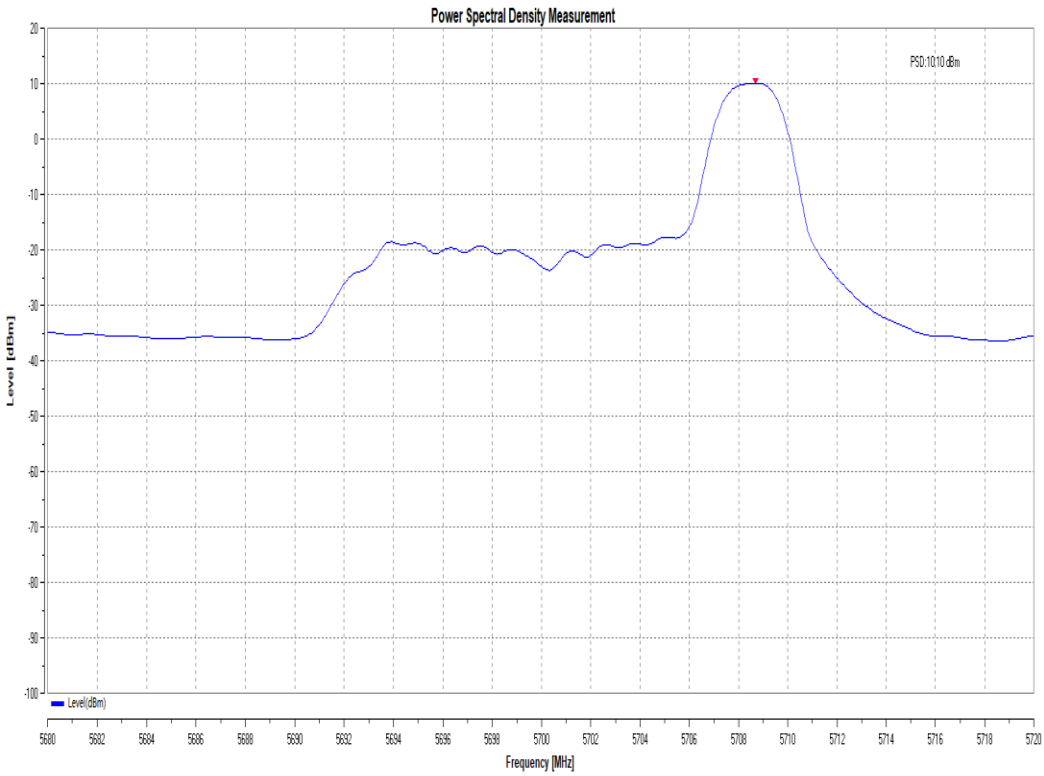

11AX20MIMO_total_5700_52Tone_RU40

11AX20MIMO_total_5700_106Tone_RU54

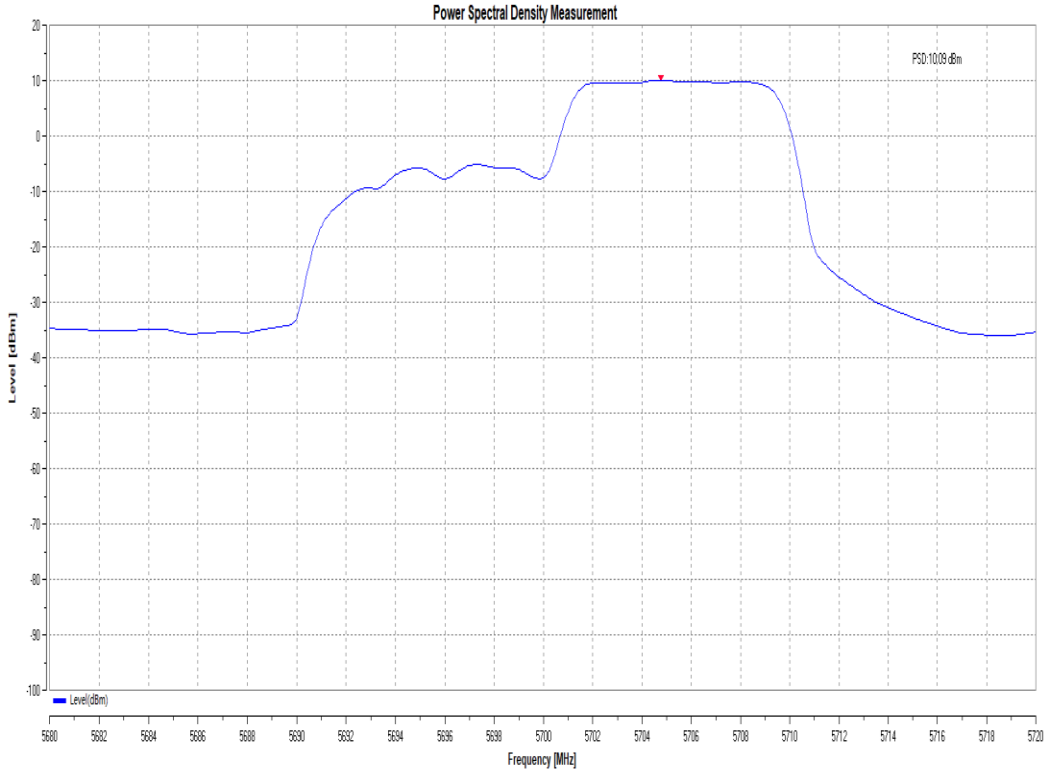

11AX20MIMO_Ant18_5745_26Tone_RU0

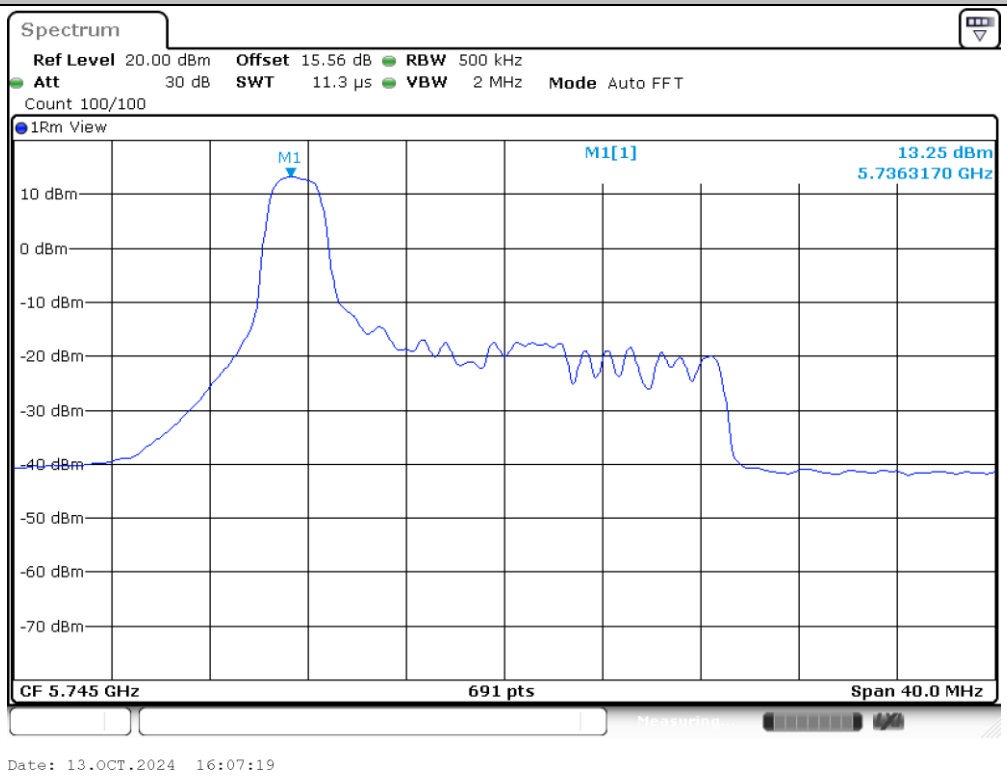

11AX20MIMO_Ant18_5745_52Tone_RU37

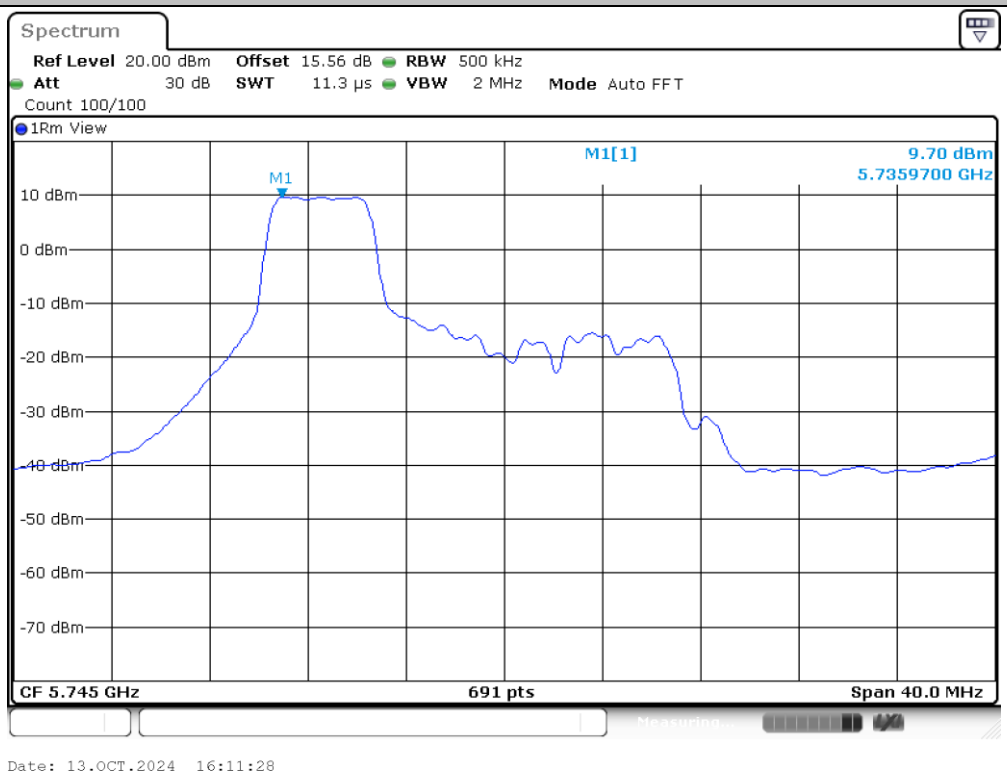

11AX20MIMO_Ant18_5745_106Tone_RU53

11AX20MIMO_Ant19_5745_26Tone_RU0

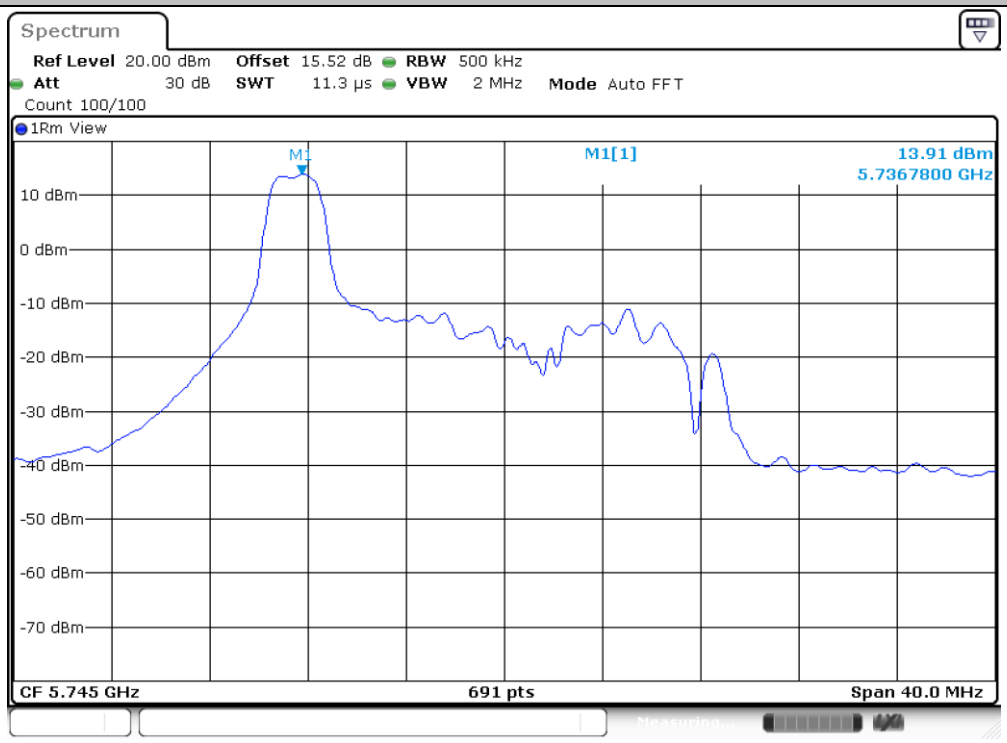

11AX20MIMO_Ant19_5745_52Tone_RU37

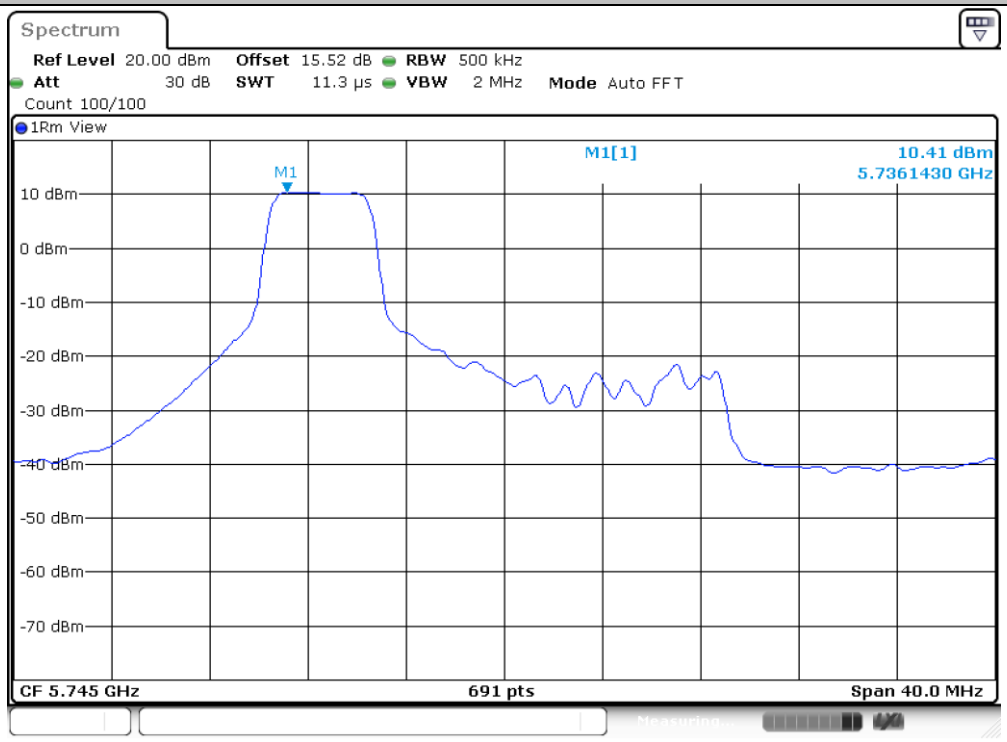

11AX20MIMO_Ant19_5745_106Tone_RU53

11AX20MIMO_Ant18_5825_26Tone_RU8

11AX20MIMO_Ant18_5825_52Tone_RU40

11AX20MIMO_Ant18_5825_106Tone_RU54

11AX20MIMO_Ant19_5825_26Tone_RU8

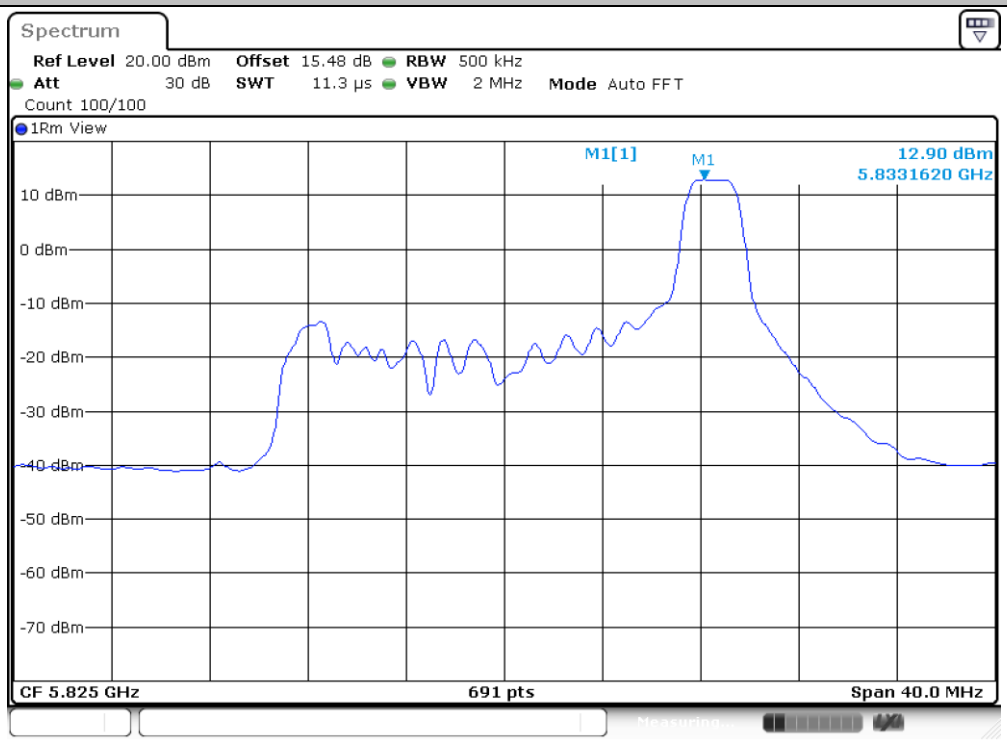

11AX20MIMO_Ant19_5825_52Tone_RU40

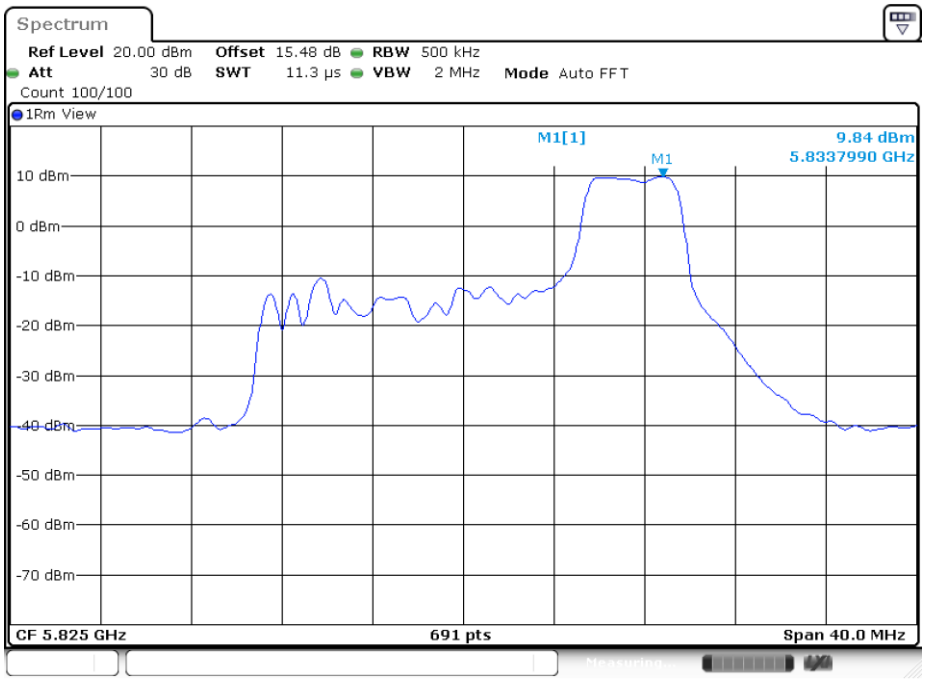

Date: 13.OCT.2024 16:17:37

11AX20MIMO_Ant19_5825_106Tone_RU54

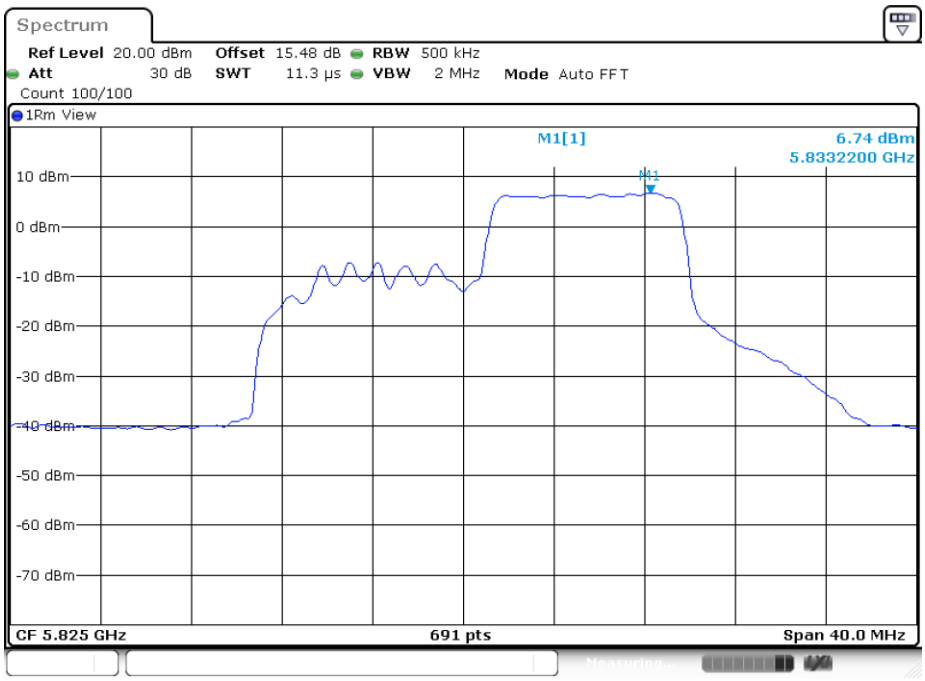

Date: 13.OCT.2024 16:18:53

Appendix B. AC Conducted Emission Test Results

Test Engineer :	Nathon	**Temperature :**	22~24℃
		Relative Humidity :	44~50%
Test Voltage :	120Vac / 60Hz	**Phase :**	Line
Remark :	All emissions not reported here are more than 10 dB below the prescribed limit.		

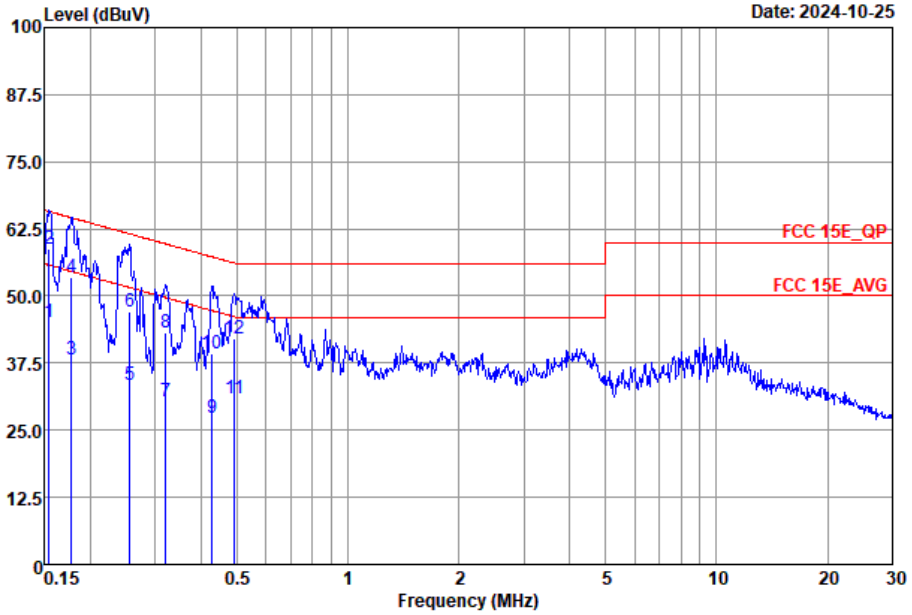

Site : CO02-SZ
Condition : FCC 15E_QP LISN_2024-L LINE

		Freq	Level	Over Limit	Limit Line	Read Level	LISN Factor	Cable Loss	Remark
		MHz	dBuV	dB	dBuV	dBuV	dB	dB	
1		0.15	44.99	-10.75	55.74	24.70	10.13	10.16	Average
2	*	0.15	58.89	-6.85	65.74	38.60	10.13	10.16	QP
3		0.18	38.05	-16.54	54.59	17.80	10.09	10.16	Average
4		0.18	53.45	-11.14	64.59	33.20	10.09	10.16	QP
5		0.26	33.39	-18.17	51.56	13.20	10.04	10.15	Average
6		0.26	47.19	-14.37	61.56	27.00	10.04	10.15	QP
7		0.32	30.47	-19.24	49.71	10.30	10.01	10.16	Average
8		0.32	43.17	-16.54	59.71	23.00	10.01	10.16	QP
9		0.43	27.37	-19.92	47.29	7.19	9.99	10.19	Average
10		0.43	39.17	-18.12	57.29	18.99	9.99	10.19	QP
11		0.49	30.98	-15.16	46.14	10.80	9.98	10.20	Average
12		0.49	42.08	-14.06	56.14	21.90	9.98	10.20	QP

Test Engineer :	Nathon	**Temperature :**	22~24℃
		Relative Humidity :	44~50%
Test Voltage :	120Vac / 60Hz	**Phase :**	Neutral
Remark :	All emissions not reported here are more than 10 dB below the prescribed limit.		

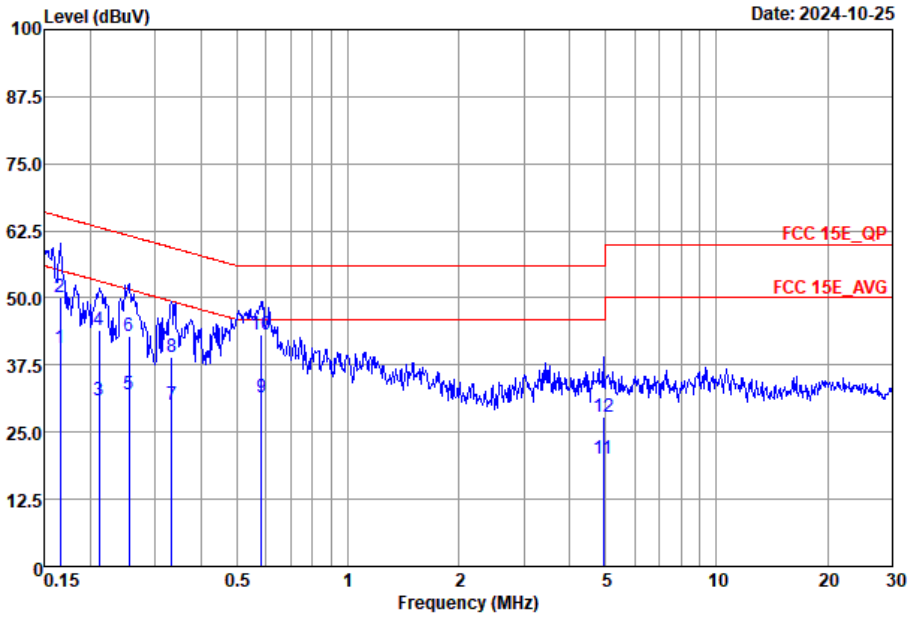

Site : CO02-SZ
Condition : FCC 15E_QP LISN_2024-N NEUTRAL

	Freq	Level	Over Limit	Limit Line	Read Level	LISN Factor	Cable Loss	Remark
	MHz	dBuV	dB	dBuV	dBuV	dB	dB	
1	0.17	40.55	-14.61	55.16	20.30	10.09	10.16	Average
2	0.17	50.25	-14.91	65.16	30.00	10.09	10.16	QP
3	0.21	30.99	-22.15	53.14	10.80	10.03	10.16	Average
4	0.21	44.09	-19.05	63.14	23.90	10.03	10.16	QP
5	0.25	31.96	-19.64	51.60	11.80	10.01	10.15	Average
6	0.25	42.96	-18.64	61.60	22.80	10.01	10.15	QP
7	0.33	30.04	-19.36	49.40	9.90	9.98	10.16	Average
8	0.33	39.04	-20.36	59.40	18.90	9.98	10.16	QP
9	0.58	31.38	-14.62	46.00	11.21	9.96	10.21	Average
10 *	0.58	43.28	-12.72	56.00	23.11	9.96	10.21	QP
11	4.93	19.98	-26.02	46.00	-0.10	9.84	10.24	Average
12	4.93	27.88	-28.12	56.00	7.80	9.84	10.24	QP

Note:

1. Level(dBμV) = Read Level(dBμV) + LISN Factor(dB) + Cable Loss(dB)
2. Over Limit(dB) = Level(dBμV) – Limit Line(dBμV)

Appendix C. Radiated Spurious Emission Test Data

Test Engineer :	Reid Huang	Relative Humidity :	48~49%
		Temperature :	24-25℃

Radiated Spurious Emission Test Modes

Mode	Band	Band (GHz)	Antenna	Modulation	Channel	Frequency	Data Rate	RU	Remark
Mode 1	U-NII-1	5.15-5.25	CDD18+19	802.11a	36	5180	6Mbps	-	-
Mode 2	U-NII-1	5.15-5.25	CDD18+19	802.11a	44	5220	6Mbps	-	-
Mode 3	U-NII-1	5.15-5.25	CDD18+19	802.11a	48	5240	6Mbps	-	-
Mode 4	U-NII-2A	5.25-5.35	CDD18+19	802.11a	52	5260	6Mbps	-	-
Mode 5	U-NII-2A	5.25-5.35	CDD18+19	802.11a	60	5300	6Mbps	-	-
Mode 6	U-NII-2A	5.25-5.35	CDD18+19	802.11a	64	5320	6Mbps	-	-
Mode 7	U-NII-2C	5.47-5.725	CDD18+19	802.11a	100	5500	6Mbps	-	-
Mode 8	U-NII-2C	5.47-5.725	CDD18+19	802.11a	116	5580	6Mbps	-	-
Mode 9	U-NII-2C	5.47-5.725	CDD18+19	802.11a	140	5700	6Mbps	-	-
Mode 10	U-NII-1	5.15-5.25	CDD18+19	802.11ax HE20	36	5180	MCS0	Full RU	-
Mode 11	U-NII-1	5.15-5.25	CDD18+19	802.11ax HE20	44	5220	MCS0	Full RU	-
Mode 12	U-NII-1	5.15-5.25	CDD18+19	802.11ax HE20	48	5240	MCS0	Full RU	-
Mode 13	U-NII-2A	5.25-5.35	CDD18+19	802.11ax HE20	52	5260	MCS0	Full RU	-
Mode 14	U-NII-2A	5.25-5.35	CDD18+19	802.11ax HE20	60	5300	MCS0	Full RU	-
Mode 15	U-NII-2A	5.25-5.35	CDD18+19	802.11ax HE20	64	5320	MCS0	Full RU	-
Mode 16	U-NII-2C	5.47-5.725	CDD18+19	802.11ax HE20	100	5500	MCS0	Full RU	-
Mode 17	U-NII-2C	5.47-5.725	CDD18+19	802.11ax HE20	116	5580	MCS0	Full RU	-
Mode 18	U-NII-2C	5.47-5.725	CDD18+19	802.11ax HE20	140	5700	MCS0	Full RU	-
Mode 19	U-NII-1	5.15-5.25	CDD18+19	802.11ax HE40	38	5190	MCS0	Full RU	-
Mode 20	U-NII-1	5.15-5.25	CDD18+19	802.11ax HE40	46	5230	MCS0	Full RU	-
Mode 21	U-NII-2A	5.25-5.35	CDD18+19	802.11ax HE40	54	5270	MCS0	Full RU	-
Mode 22	U-NII-2A	5.25-5.35	CDD18+19	802.11ax HE40	62	5310	MCS0	Full RU	-
Mode 23	U-NII-2C	5.47-5.725	CDD18+19	802.11ax HE40	102	5510	MCS0	Full RU	-
Mode 24	U-NII-2C	5.47-5.725	CDD18+19	802.11ax HE40	134	5670	MCS0	Full RU	-
Mode 25	U-NII-1	5.15-5.25	CDD18+19	802.11ax HE80	42	5210	MCS0	Full RU	-
Mode 26	U-NII-2A	5.25-5.35	CDD18+19	802.11ax HE80	58	5290	MCS0	Full RU	-
Mode 27	U-NII-2C	5.47-5.725	CDD18+19	802.11ax HE80	106	5530	MCS0	Full RU	-
Mode 28	U-NII-2C	5.47-5.725	CDD18+19	802.11ax HE80	122	5610	MCS0	Full RU	-
Mode 29	U-NII-2A	5.25-5.35	CDD18+19	802.11ax HE160	50	5250	MCS0	Full RU	-
Mode 30	U-NII-2A	5.25-5.35	CDD18+19	802.11ax HE160	114	5570	MCS0	Full RU	-
Mode 31	U-NII-3	5.725-5.85	CDD18+19	802.11a	149	5745	6Mbps	-	-
Mode 32	U-NII-3	5.725-5.85	CDD18+19	802.11a	157	5785	6Mbps	-	-
Mode 33	U-NII-3	5.725-5.85	CDD18+19	802.11a	165	5825	6Mbps	-	-
Mode 34	U-NII-3	5.725-5.85	CDD18+19	802.11ax HE20	149	5745	MCS0	Full RU	-

Mode 35	U-NII-3	5.725-5.85	CDD18+19	802.11ax HE20	157	5785	MCS0	Full RU	-
Mode 36	U-NII-3	5.725-5.85	CDD18+19	802.11ax HE20	165	5825	MCS0	Full RU	-
Mode 37	U-NII-3	5.725-5.85	CDD18+19	802.11ax HE40	151	5755	MCS0	Full RU	-
Mode 38	U-NII-3	5.725-5.85	CDD18+19	802.11ax HE40	159	5795	MCS0	Full RU	-
Mode 39	U-NII-3	5.725-5.85	CDD18+19	802.11ax HE80	155	5775	MCS0	Full RU	-
Mode 40	U-NII-3	5.47-5.85	CDD18+19	802.11a	144	5720	6Mbps	-	-
Mode 41	U-NII-3	5.47-5.85	CDD18+19	802.11ax HE20	144	5720	MCS0	Full	-
Mode 42	U-NII-3	5.47-5.85	CDD18+19	802.11ax HE40	142	5710	MCS0	Full RU	-
Mode 43	U-NII-3	5.47-5.85	CDD18+19	802.11ax HE80	138	5690	MCS0	Full RU	-
Mode 44	U-NII-1	5.15-5.25	CDD18+19	802.11ax HE20	36	5180	MCS0	Partial 26/0	-
Mode 45	U-NII-1	5.15-5.25	CDD18+19	802.11ax HE20	36	5180	MCS0	Partial RU 52/37	-
Mode 46	U-NII-1	5.15-5.25	CDD18+19	802.11ax HE20	36	5180	MCS0	Partial RU 106/53	-
Mode 47	U-NII-2A	5.15-5.25	CDD18+19	802.11ax HE20	64	5320	MCS0	Partial RU 26/8	-
Mode 48	U-NII-2A	5.15-5.25	CDD18+19	802.11ax HE20	64	5320	MCS0	Partial RU 52/40	-
Mode 49	U-NII-2A	5.15-5.25	CDD18+19	802.11ax HE20	64	5320	MCS0	Partial RU 106/54	-
Mode 50	U-NII-2C	5.25-5.35	CDD18+19	802.11ax HE20	100	5500	MCS0	Partial RU 26/0	-
Mode 51	U-NII-2C	5.25-5.35	CDD18+19	802.11ax HE20	100	5500	MCS0	Partial RU 52/37	-
Mode 52	U-NII-2C	5.25-5.35	CDD18+19	802.11ax HE20	100	5500	MCS0	Partial RU 106/53	-
Mode 53	U-NII-2C	5.25-5.35	CDD18+19	802.11ax HE20	140	5700	MCS0	Partial RU 26/8	-
Mode 54	U-NII-2C	5.25-5.35	CDD18+19	802.11ax HE20	140	5700	MCS0	Partial RU 52/40	-
Mode 55	U-NII-2C	5.25-5.35	CDD18+19	802.11ax HE20	140	5700	MCS0	Partial RU 106/54	-
Mode 56	U-NII-3	5.725-5.85	CDD18+19	802.11ax HE20	149	5745	MCS0	Partial RU 26/0	-
Mode 57	U-NII-3	5.725-5.85	CDD18+19	802.11ax HE20	149	5745	MCS0	Partial RU 52/37	-
Mode 58	U-NII-3	5.725-5.85	CDD18+19	802.11ax HE20	149	5745	MCS0	Partial RU 106/53	-
Mode 59	U-NII-3	5.725-5.85	CDD18+19	802.11ax HE20	165	5825	MCS0	Partial RU 26/8	-
Mode 60	U-NII-3	5.725-5.85	CDD18+19	802.11ax HE20	165	5825	MCS0	Partial RU 52/40	-
Mode 61	U-NII-3	5.725-5.85	CDD18+19	802.11ax HE20	165	5825	MCS0	Partial RU 106/54	-
Mode 62	U-NII-2A	5.25-5.35	CDD18+19	802.11ax HE80	58	-	MCS0	-	-
Mode 63	U-NII-3	5.725-5.85	CDD18+19	802.11a	165	-	6Mbps	-	-
Mode 64	CO-TX	-	17	Bluetooth-LE_GSFK	38	-	-	-	-
		5.25-5.35	CDD18+19	802.11ax HE80	58	-	-	-	-
		-	6	LTE Band 48	-	-	-	-	-
Mode 65	CO-TX	2400-2483.5	17	802.11g	11	-	-	-	-
		5.25-5.35	19	802.11ax HE80	58	-	-	-	-
		-	6	LTE Band 48	-	-	-	-	-

Summary of each worse mode

Mode	Modulation	Ch.	Freq. (MHz)	Level (dBuV/m)	Limit (dBuV/m)	Margin (dB)	Pol.	Peak Avg.	Result	Remark
1	802.11a	36	5149.76	46.60	54.00	-7.40	V	AVERAGE	Pass	Band Edge
1	802.11a	36	10360.00	51.22	68.30	-17.08	H	Peak	Pass	Harmonic
2	802.11a	44	-	-	-	-	-	-	-	Band Edge
2	802.11a	44	10440.00	49.69	68.30	-18.61	H	Peak	Pass	Harmonic
3	802.11a	48	5138.48	41.21	54.00	-12.79	H	AVERAGE	Pass	Band Edge
3	802.11a	48	10480.00	51.58	68.30	-16.72	H	Peak	Pass	Harmonic
4	802.11a	52	5149.76	41.13	54.00	-12.87	V	AVERAGE	Pass	Band Edge
4	802.11a	52	10520.00	50.21	68.30	-18.09	H	Peak	Pass	Harmonic
5	802.11a	60	-	-	-	-	-	-	-	Band Edge
5	802.11a	60	10600.00	49.36	74.00	-24.64	H	Peak	Pass	Harmonic
6	802.11a	64	5351.92	43.15	54.00	-10.85	V	AVERAGE	Pass	Band Edge
6	802.11a	64	10640.00	48.78	74.00	-25.22	V	Peak	Pass	Harmonic
7	802.11a	100	5469.55	58.11	68.30	-10.19	V	PEAK	Pass	Band Edge
7	802.11a	100	16500.00	50.01	68.30	-18.29	H	Peak	Pass	Harmonic
8	802.11a	116	-	-	-	-	-	-	-	Band Edge
8	802.11a	116	16740.00	47.34	68.30	-20.96	H	Peak	Pass	Harmonic
9	802.11a	140	5725.22	63.15	68.30	-5.15	V	PEAK	Pass	Band Edge
9	802.11a	140	17100.00	46.71	68.30	-21.59	V	Peak	Pass	Harmonic
10	802.11ax HE20	36	5149.22	50.38	54.00	-3.62	V	AVERAGE	Pass	Band Edge
10	802.11ax HE20	36	10360.00	52.26	68.30	-16.04	H	Peak	Pass	Harmonic
11	802.11ax HE20	44	-	-	-	-	-	-	-	Band Edge
11	802.11ax HE20	44	10440.00	51.02	68.30	-17.28	H	Peak	Pass	Harmonic
12	802.11ax HE20	48	5138.96	41.54	54.00	-12.46	V	AVERAGE	Pass	Band Edge
12	802.11ax HE20	48	10480.00	50.31	68.30	-17.99	H	Peak	Pass	Harmonic
13	802.11ax HE20	52	5146.90	41.17	54.00	-12.83	V	AVERAGE	Pass	Band Edge
13	802.11ax HE20	52	10520.00	50.81	68.30	-17.49	H	Peak	Pass	Harmonic
14	802.11ax HE20	60	-	-	-	-	-	-	-	Band Edge
14	802.11ax HE20	60	10600.00	48.74	74.00	-25.26	H	Peak	Pass	Harmonic
15	802.11ax HE20	64	5355.56	42.32	54.00	-11.68	V	AVERAGE	Pass	Band Edge
15	802.11ax HE20	64	10640.00	49.39	74.00	-24.61	H	Peak	Pass	Harmonic
16	802.11ax HE20	100	5470.00	56.62	68.30	-11.68	V	PEAK	Pass	Band Edge
16	802.11ax HE20	100	16500.00	46.27	68.30	-22.03	H	Peak	Pass	Harmonic
17	802.11ax HE20	116	-	-	-	-	-	-	-	Band Edge
17	802.11ax HE20	116	16740.00	46.39	68.30	-21.91	H	Peak	Pass	Harmonic
18	802.11ax HE20	140	5731.79	52.47	68.30	-15.83	V	PEAK	Pass	Band Edge
18	802.11ax HE20	140	17100.00	46.45	68.30	-21.85	V	Peak	Pass	Harmonic

19	802.11ax HE40	38	5149.53	50.02	54.00	-3.98	V	AVERAGE	Pass	Band Edge
19	802.11ax HE40	38	10380.00	49.39	68.30	-18.91	H	Peak	Pass	Harmonic
20	802.11ax HE40	46	5146.74	46.40	54.00	-7.60	V	AVERAGE	Pass	Band Edge
20	802.11ax HE40	46	10460.00	44.72	68.30	-23.58	H	Peak	Pass	Harmonic
21	802.11ax HE40	54	5351.51	44.57	54.00	-9.43	V	AVERAGE	Pass	Band Edge
21	802.11ax HE40	54	10540.00	48.96	68.30	-19.34	H	Peak	Pass	Harmonic
22	802.11ax HE40	62	5350.35	47.90	54.00	-6.10	V	AVERAGE	Pass	Band Edge
22	802.11ax HE40	62	15930.00	45.55	74.00	-28.45	H	Peak	Pass	Harmonic
23	802.11ax HE40	102	5469.84	63.29	68.30	-5.01	V	PEAK	Pass	Band Edge
23	802.11ax HE40	102	16530.00	44.45	68.30	-23.85	H	Peak	Pass	Harmonic
24	802.11ax HE40	134	5435.76	41.13	54.00	-12.87	V	AVERAGE	Pass	Band Edge
24	802.11ax HE40	134	17010.00	45.52	68.30	-22.78	V	Peak	Pass	Harmonic
25	802.11ax HE80	42	5145.11	50.05	54.00	-3.95	V	AVERAGE	Pass	Band Edge
25	802.11ax HE80	42	-	-	-	-	-	-	-	Harmonic
26	802.11ax HE80	58	5351.03	50.71	54.00	-3.29	V	AVERAGE	Pass	Band Edge
26	802.11ax HE80	58	10580.00	46.60	68.30	-21.70	H	Peak	Pass	Harmonic
27	802.11ax HE80	106	5446.12	50.25	54.00	-3.75	V	AVERAGE	Pass	Band Edge
27	802.11ax HE80	106	-	-	-	-	-	-	-	Harmonic
28	802.11ax HE80	122	5452.70	48.80	54.00	-5.20	H	AVERAGE	Pass	Band Edge
28	802.11ax HE80	122	-	-	-	-	-	-	-	Harmonic
29	802.11ax HE160	50	5145.50	50.68	54.00	-3.32	V	AVERAGE	Pass	Band Edge
29	802.11ax HE160	50	-	-	-	-	-	-	-	Harmonic
30	802.11ax HE160	114	5453.62	50.32	54.00	-3.68	V	AVERAGE	Pass	Band Edge
30	802.11ax HE160	114	-	-	-	-	-	-	-	Harmonic
31	802.11a	149	5641.62	50.33	68.30	-17.97	H	PEAK	Pass	Band Edge
31	802.11a	149	17235.00	48.49	68.30	-19.81	V	Peak	Pass	Harmonic
32	802.11a	157	-	-	-	-	-	-	-	Band Edge
32	802.11a	157	17355.00	48.78	68.30	-19.52	H	Peak	Pass	Harmonic
33	802.11a	165	5947.88	51.47	68.30	-16.83	V	PEAK	Pass	Band Edge
33	802.11a	165	11650.00	48.85	54.00	-5.15	H	Average	Pass	Harmonic
34	802.11ax HE20	149	5610.01	51.05	68.30	-17.25	V	PEAK	Pass	Band Edge
34	802.11ax HE20	149	17235.00	48.25	68.30	-20.05	V	Peak	Pass	Harmonic
35	802.11ax HE20	157	-	-	-	-	-	-	-	Band Edge
35	802.11ax HE20	157	17355.00	47.84	68.30	-20.46	H	Peak	Pass	Harmonic
36	802.11ax HE20	165	5934.63	51.37	68.30	-16.93	H	PEAK	Pass	Band Edge
36	802.11ax HE20	165	11650.00	48.33	54.00	-5.67	H	Average	Pass	Harmonic
37	802.11ax HE40	151	5948.25	51.14	68.30	-17.16	V	PEAK	Pass	Band Edge
37	802.11ax HE40	151	17265.00	47.65	68.30	-20.65	H	Peak	Pass	Harmonic
38	802.11ax HE40	159	5926.29	51.92	68.30	-16.38	H	PEAK	Pass	Band Edge

38	802.11ax HE40	159	17385.00	46.68	68.30	-21.62	H	Peak	Pass	Harmonic
39	802.11ax HE80	155	5647.08	58.51	68.30	-9.79	V	PEAK	Pass	Band Edge
39	802.11ax HE80	155	-	-	-	-	-	-	-	Harmonic
40	802.11a	144	5423.15	40.12	54.00	-13.88	V	Peak	Pass	Band Edge
40	802.11a	144	17160.00	48.17	68.30	-20.13	V	Peak	Pass	Harmonic
41	802.11ax HE20	144	5389.60	40.22	54.00	-13.78	H	Peak	Pass	Band Edge
41	802.11ax HE20	144	17160.00	47.86	68.30	-20.44	V	Peak	Pass	Harmonic
42	802.11ax HE40	142	5400.05	41.00	54.00	-13.00	H	Peak	Pass	Band Edge
42	802.11ax HE40	142	17130.00	47.56	68.30	-20.74	V	Peak	Pass	Harmonic
43	802.11ax HE80	138	5454.50	42.55	54.00	-11.45	V	Peak	Pass	Band Edge
43	802.11ax HE80	138	-	-	-	-	-	-	-	Harmonic
44	802.11ax HE20	36	5137.70	41.73	54.00	-12.27	V	AVERAGE	Pass	Band Edge
44	802.11ax HE20	36	-	-	-	-	-	-	-	Harmonic
45	802.11ax HE20	36	5140.04	42.01	54.00	-11.99	V	AVERAGE	Pass	Band Edge
45	802.11ax HE20	36	-	-	-	-	-	-	-	Harmonic
46	802.11ax HE20	36	5149.94	44.84	54.00	-9.16	V	AVERAGE	Pass	Band Edge
46	802.11ax HE20	36	-	-	-	-	-	-	-	Harmonic
47	802.11ax HE20	64	5361.72	41.57	54.00	-12.43	V	AVERAGE	Pass	Band Edge
47	802.11ax HE20	64	-	-	-	-	-	-	-	Harmonic
48	802.11ax HE20	64	5357.52	43.56	54.00	-10.44	V	AVERAGE	Pass	Band Edge
48	802.11ax HE20	64	-	-	-	-	-	-	-	Harmonic
49	802.11ax HE20	64	5351.36	44.32	54.00	-9.68	V	AVERAGE	Pass	Band Edge
49	802.11ax HE20	64	-	-	-	-	-	-	-	Harmonic
50	802.11ax HE20	100	5456.50	41.46	54.00	-12.54	V	AVERAGE	Pass	Band Edge
50	802.11ax HE20	100	-	-	-	-	-	-	-	Harmonic
51	802.11ax HE20	100	5458.90	41.52	54.00	-12.48	V	AVERAGE	Pass	Band Edge
51	802.11ax HE20	100	-	-	-	-	-	-	-	Harmonic
52	802.11ax HE20	100	5458.45	41.67	54.00	-12.33	V	AVERAGE	Pass	Band Edge
52	802.11ax HE20	100	-	-	-	-	-	-	-	Harmonic
53	802.11ax HE20	140	5759.28	51.30	68.30	-17.00	V	PEAK	Pass	Band Edge
53	802.11ax HE20	140	-	-	-	-	-	-	-	Harmonic
54	802.11ax HE20	140	5735.17	52.16	68.30	-16.14	V	PEAK	Pass	Band Edge
54	802.11ax HE20	140	-	-	-	-	-	-	-	Harmonic
55	802.11ax HE20	140	5731.20	63.16	68.30	-5.14	V	PEAK	Pass	Band Edge
55	802.11ax HE20	140	-	-	-	-	-	-	-	Harmonic
56	802.11ax HE20	149	5632.92	50.40	68.30	-17.90	V	PEAK	Pass	Band Edge
56	802.11ax HE20	149	-	-	-	-	-	-	-	Harmonic
57	802.11ax HE20	149	5624.36	50.12	68.30	-18.18	H	PEAK	Pass	Band Edge
57	802.11ax HE20	149	-	-	-	-	-	-	-	Harmonic

58	802.11ax HE20	149	5644.95	50.25	68.30	-18.05	H	PEAK	Pass	Band Edge
58	802.11ax HE20	149	-	-	-	-	-	-	-	Harmonic
59	802.11ax HE20	165	5931.75	51.83	68.30	-16.47	H	PEAK	Pass	Band Edge
59	802.11ax HE20	165	-	-	-	-	-	-	-	Harmonic
60	802.11ax HE20	165	5941.00	51.22	68.30	-17.08	V	PEAK	Pass	Band Edge
60	802.11ax HE20	165	-	-	-	-	-	-	-	Harmonic
61	802.11ax HE20	165	5948.13	52.14	68.30	-16.16	V	PEAK	Pass	Band Edge
61	802.11ax HE20	165	-	-	-	-	-	-	-	Harmonic
62	802.11ax HE80	58	915.61	31.36	46	-14.64	V	PEAK	Pass	LF
63	802.11a	165	948.59	31.41	46	-14.59	V	PEAK	Pass	LF
64	CO-TX	-	5350.35	50.07	54	-3.93	V	AVERAGE	Pass	Band Edge
64		-	15870	45.65	74	-28.35	H	PEAK	Pass	Harmonic
65	CO-TX	-	5350.18	47.3	54	-6.7	V	AVERAGE	Pass	Band Edge
65		-	15870	46.43	74	-27.57	V	PEAK	Pass	Harmonic

Mode	1	
	Band Edge	
	U-NII-1_5.15-5.25_802.11a_CH36_5180MHz	
ANT	CDD18+19	
Pol.	Horizontal	Fundamental
Peak	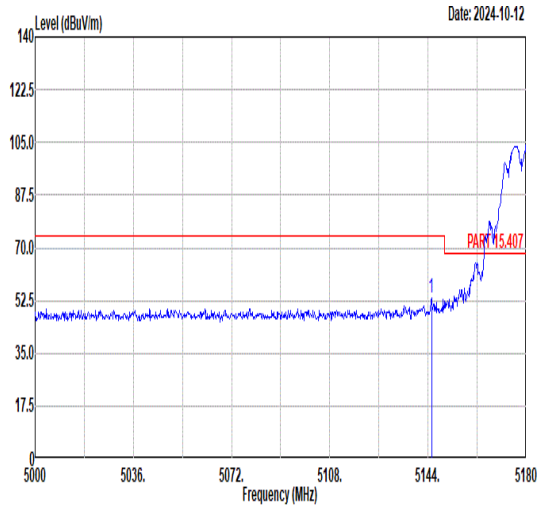 Freq Level Limit Line Margin Read Level Ant Factor Cable Loss Preamp Factor APos TPos Remark MHz dBuV/m dBuV/m dB dBuV dB/m dB dB cm deg 1 5145.26 53.23 74.00 -20.77 43.33 34.62 7.92 32.64 125 57 PEAK	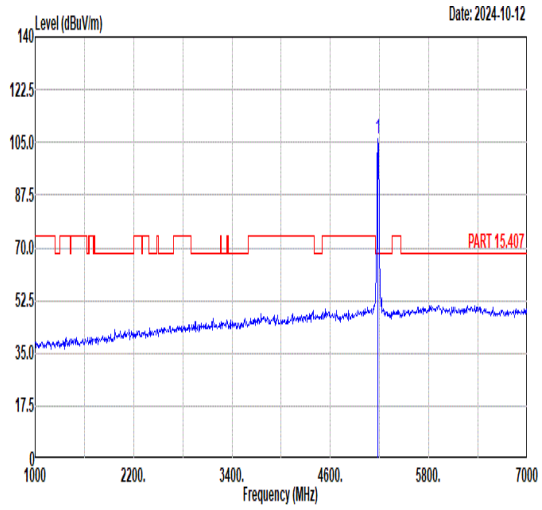 Freq Level Limit Line Margin Read Level Ant Factor Cable Loss Preamp Factor APos TPos Remark MHz dBuV/m dBuV/m dB dBuV dB/m dB dB cm deg 1 5180.00 106.05 ------ ------ 96.09 34.65 7.94 32.63 125 57 PEAK
Avg	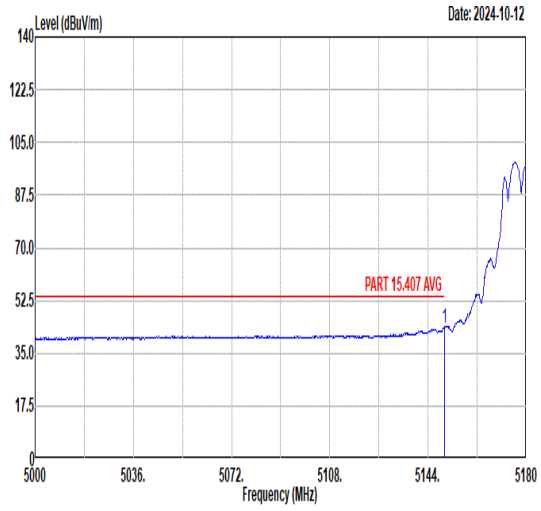 Freq Level Limit Line Margin Read Level Ant Factor Cable Loss Preamp Factor APos TPos Remark MHz dBuV/m dBuV/m dB dBuV dB/m dB dB cm deg 1 5149.94 43.44 54.00 -10.56 33.54 34.62 7.92 32.64 125 57 AVERAGE	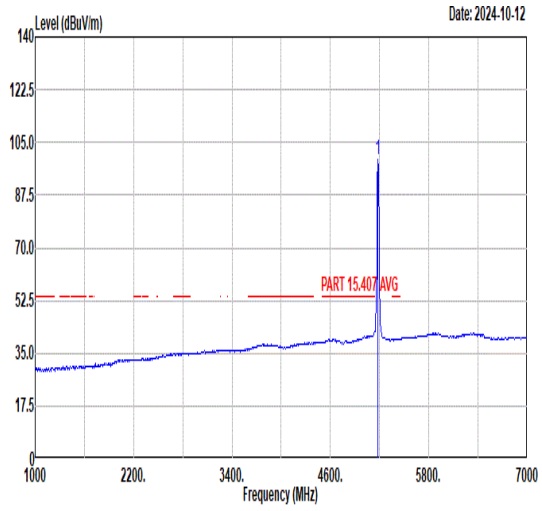 Freq Level Limit Line Margin Read Level Ant Factor Cable Loss Preamp Factor APos TPos Remark MHz dBuV/m dBuV/m dB dBuV dB/m dB dB cm deg 1 5180.00 99.34 ------ ------ 89.38 34.65 7.94 32.63 125 57 AVERAGE

Mode	1	
	Band Edge	
	U-NII-1_5.15-5.25_802.11a_CH36_5180MHz	
ANT	CDD18+19	
Pol.	Vertical	Fundamental
Peak	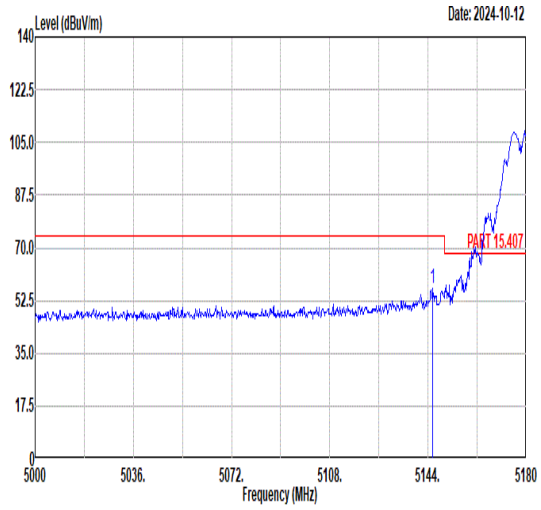 Limit Read Ant Cable Preamp APos TPos Freq Level Line Margin Level Factor Loss Factor Remark MHz dBuV/m dBuV/m dB dBuV dB/m dB dB cm deg 1 5145.80 56.31 74.00 -17.69 46.41 34.62 7.92 32.64 200 297 PEAK	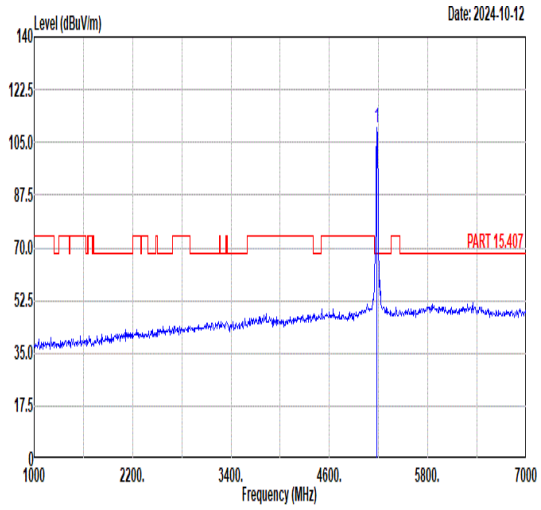 Limit Read Ant Cable Preamp APos TPos Freq Level Line Margin Level Factor Loss Factor Remark MHz dBuV/m dBuV/m dB dBuV dB/m dB dB cm deg 1 5180.00 110.12 ------ ------ 100.16 34.65 7.94 32.63 200 297 PEAK
Avg	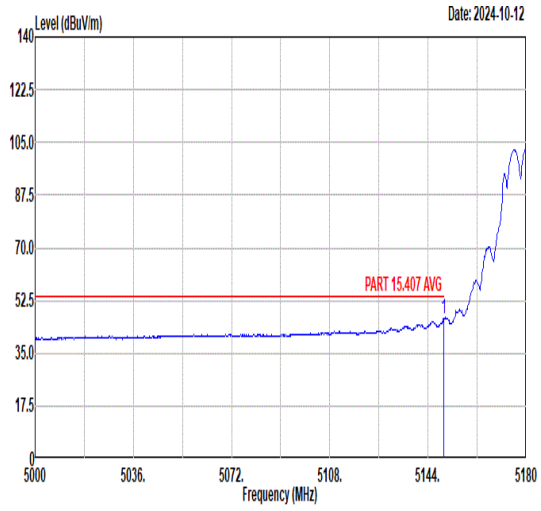 Limit Read Ant Cable Preamp APos TPos Freq Level Line Margin Level Factor Loss Factor Remark MHz dBuV/m dBuV/m dB dBuV dB/m dB dB cm deg 1 5149.76 46.60 54.00 -7.40 36.70 34.62 7.92 32.64 200 297 AVERAGE	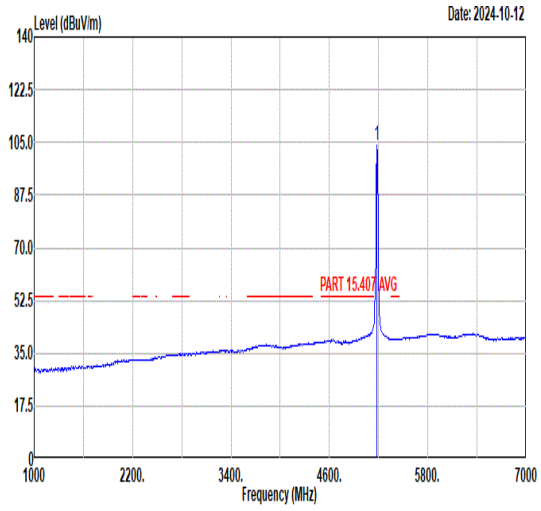 Limit Read Ant Cable Preamp APos TPos Freq Level Line Margin Level Factor Loss Factor Remark MHz dBuV/m dBuV/m dB dBuV dB/m dB dB cm deg 1 5180.00 103.97 ------ ------ 94.01 34.65 7.94 32.63 200 297 AVERAGE

Mode	1	
	Harmonic	
	U-NII-1_5.15-5.25_802.11a_CH36_5180MHz	
ANT	CDD18+19	
Pol.	Horizontal	Vertical
Peak Avg	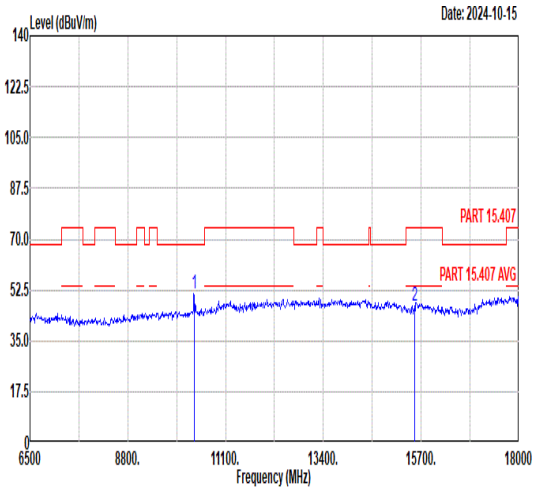 Freq Level Limit Line Margin Read Level Ant Factor Cable Loss Preamp Factor APos TPos Remark MHz dBuV/m dBuV/m dB dBuV dB/m dB dB cm deg 1 10360.00 51.22 68.30 -17.08 67.75 37.33 10.73 64.59 -- -- Peak 2 15540.00 47.00 74.00 -27.00 58.73 38.93 12.72 63.38 -- -- Peak	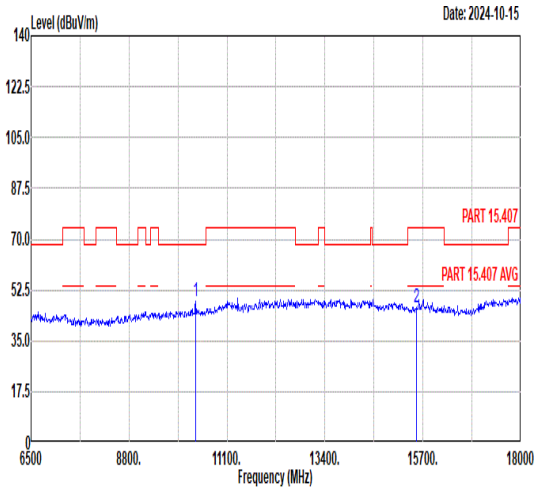 Freq Level Limit Line Margin Read Level Ant Factor Cable Loss Preamp Factor APos TPos Remark MHz dBuV/m dBuV/m dB dBuV dB/m dB dB cm deg 1 10360.00 48.77 68.30 -19.53 65.30 37.33 10.73 64.59 -- -- Peak 2 15540.00 46.43 74.00 -27.57 58.16 38.93 12.72 63.38 -- -- Peak

Mode	2	
	Harmonic	
	U-NII-1_5.15-5.25_802.11a_CH44_5220MHz	
ANT	CDD18+19	
Pol.	Horizontal	Vertical
Peak Avg	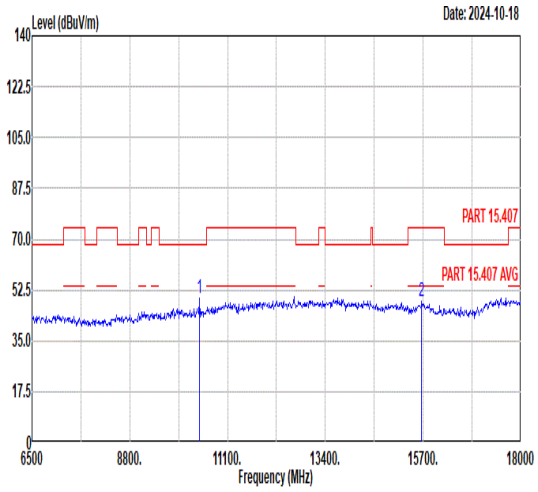 Limit Read Ant Cable Preamp APos TPos Freq Level Line Margin Level Factor Loss Factor Remark MHz dBuV/m dBuV/m dB dBuV dB/m dB dB cm deg 1 10440.00 49.69 68.30 -18.61 66.23 37.43 10.79 64.76 -- -- Peak 2 15660.00 48.54 74.00 -25.46 60.41 39.03 12.72 63.62 -- -- Peak	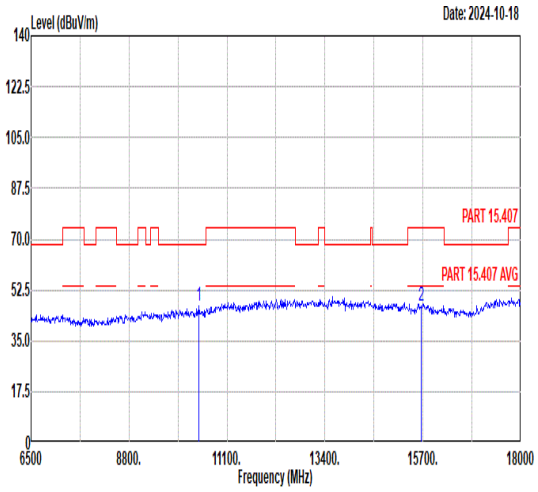 Limit Read Ant Cable Preamp APos TPos Freq Level Line Margin Level Factor Loss Factor Remark MHz dBuV/m dBuV/m dB dBuV dB/m dB dB cm deg 1 10440.00 47.17 68.30 -21.13 63.71 37.43 10.79 64.76 -- -- Peak 2 15660.00 47.10 74.00 -26.90 58.97 39.03 12.72 63.62 -- -- Peak

Mode	3	
	Band Edge - L	
	U-NII-1_5.15-5.25_802.11a_CH48_5240MHz	
ANT	CDD18+19	
Pol.	Horizontal	Fundamental
Peak	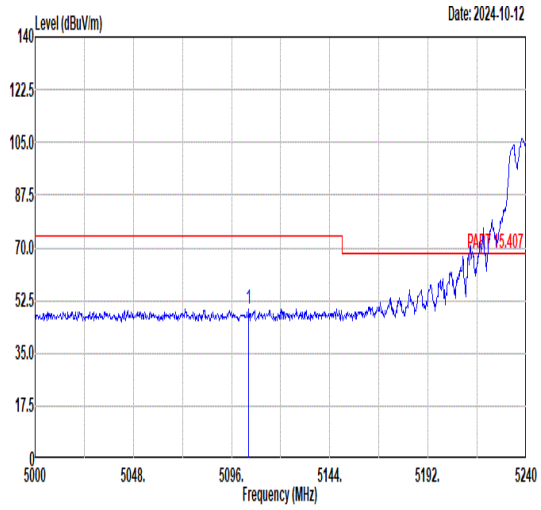 Limit Read Ant Cable Preamp APos TPos Freq Level Line Margin Level Factor Loss Factor Remark MHz dBuV/m dBuV/m dB dBuV dB/m dB dB cm deg 1 5104.40 49.83 74.00 -24.17 40.01 34.59 7.89 32.66 300 182 PEAK	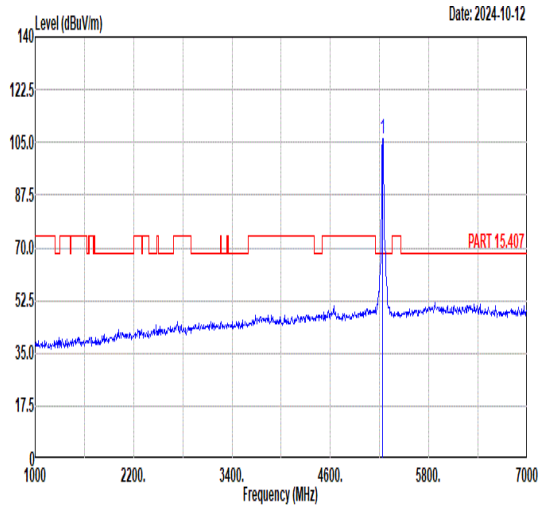 Limit Read Ant Cable Preamp APos TPos Freq Level Line Margin Level Factor Loss Factor Remark MHz dBuV/m dBuV/m dB dBuV dB/m dB dB cm deg 1 5240.00 106.26 ------ ------ 96.15 34.69 8.02 32.60 300 182 PEAK
Avg	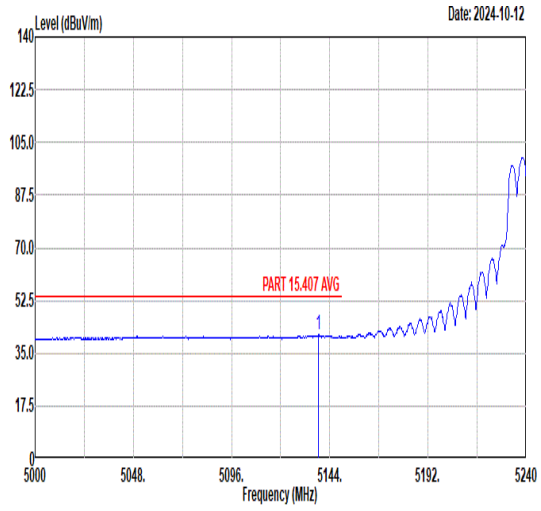 Limit Read Ant Cable Preamp APos TPos Freq Level Line Margin Level Factor Loss Factor Remark MHz dBuV/m dBuV/m dB dBuV dB/m dB dB cm deg 1 5138.48 41.21 54.00 -12.79 31.33 34.61 7.91 32.64 300 182 AVERAGE	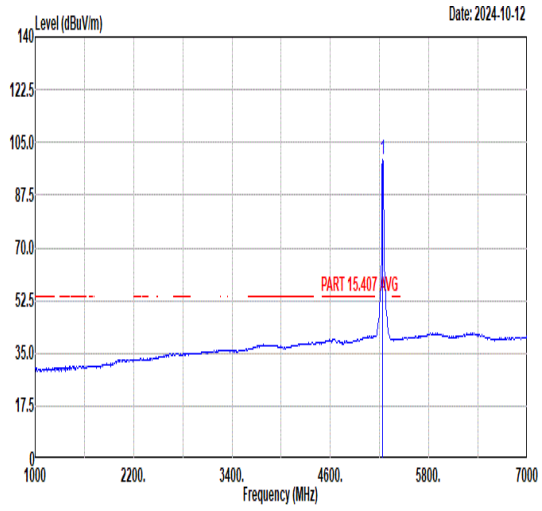 Limit Read Ant Cable Preamp APos TPos Freq Level Line Margin Level Factor Loss Factor Remark MHz dBuV/m dBuV/m dB dBuV dB/m dB dB cm deg 1 5240.00 99.37 ------ ------ 89.26 34.69 8.02 32.60 300 182 AVERAGE

Mode	3	
	Band Edge - R	
	U-NII-1_5.15-5.25_802.11a_CH48_5240MHz	
ANT	CDD18+19	
Pol.	Horizontal	Fundamental
Peak	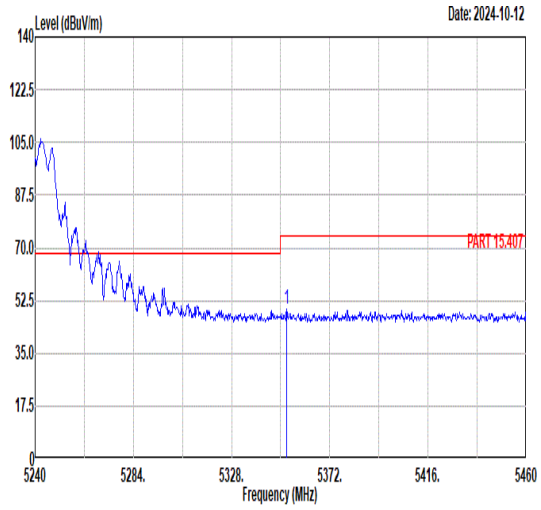 Limit Read Ant Cable Preamp APos TPos Freq Level Line Margin Level Factor Loss Factor Remark MHz dBuV/m dBuV/m dB dBuV dB/m dB dB cm deg 1 5352.64 49.87 74.00 -24.13 39.31 34.78 8.34 32.56 300 182 PEAK	Blank
Avg	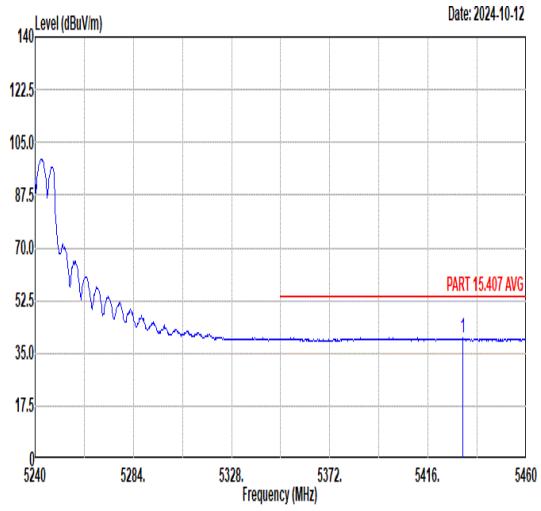 Limit Read Ant Cable Preamp APos TPos Freq Level Line Margin Level Factor Loss Factor Remark MHz dBuV/m dBuV/m dB dBuV dB/m dB dB cm deg 1 5431.62 40.00 54.00 -14.00 29.23 34.84 8.45 32.52 300 182 AVERAGE	Blank

Mode	3	
	Band Edge - L	
	U-NII-1_5.15-5.25_802.11a_CH48_5240MHz	
ANT	CDD18+19	
Pol.	Vertical	Fundamental
Peak	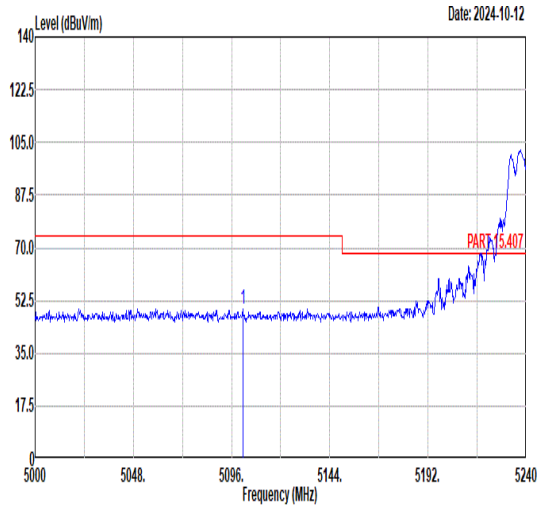 Limit Read Ant Cable Preamp APos TPos Freq Level Line Margin Level Factor Loss Factor Remark MHz dBuV/m dBuV/m dB dBuV dB/m dB dB cm deg 1 5101.52 49.76 74.00 -24.24 39.95 34.58 7.89 32.66 100 51 PEAK	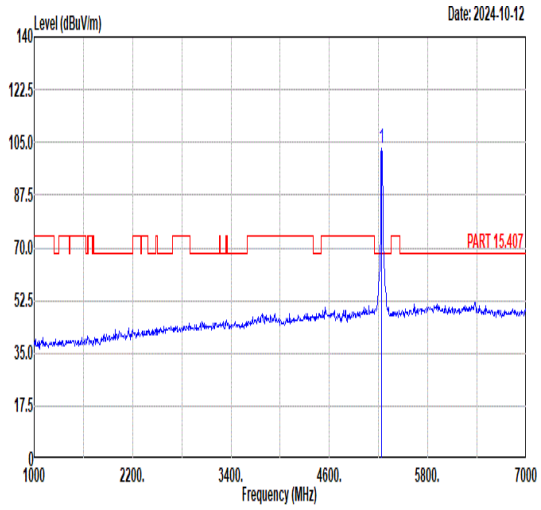 Limit Read Ant Cable Preamp APos TPos Freq Level Line Margin Level Factor Loss Factor Remark MHz dBuV/m dBuV/m dB dBuV dB/m dB dB cm deg 1 5240.00 103.06 ------ ------ 92.95 34.69 8.02 32.60 100 51 PEAK
Avg	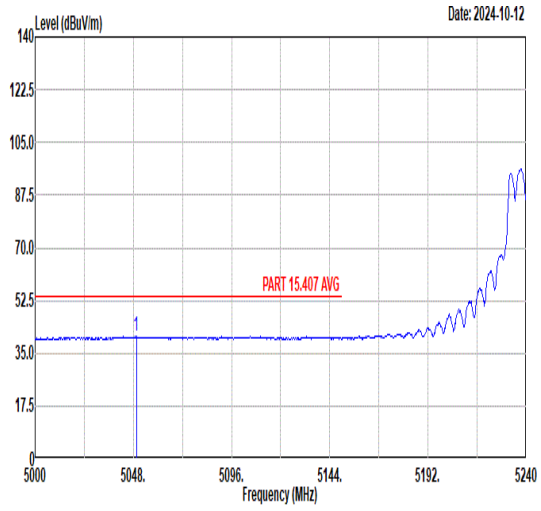 Limit Read Ant Cable Preamp APos TPos Freq Level Line Margin Level Factor Loss Factor Remark MHz dBuV/m dBuV/m dB dBuV dB/m dB dB cm deg 1 5049.44 40.61 54.00 -13.39 30.90 34.54 7.85 32.68 100 51 AVERAGE	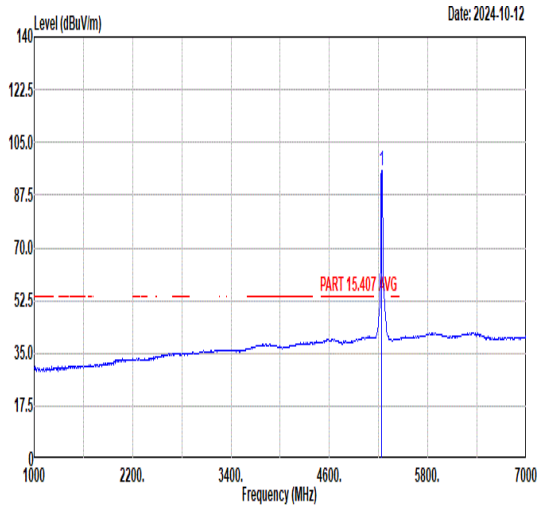 Limit Read Ant Cable Preamp APos TPos Freq Level Line Margin Level Factor Loss Factor Remark MHz dBuV/m dBuV/m dB dBuV dB/m dB dB cm deg 1 5240.00 95.73 ------ ------ 85.60 34.69 8.04 32.60 100 51 AVERAGE

Mode	3	
	Band Edge - R	
	U-NII-1_5.15-5.25_802.11a_CH48_5240MHz	
ANT	CDD18+19	
Pol.	Vertical	Fundamental
Peak	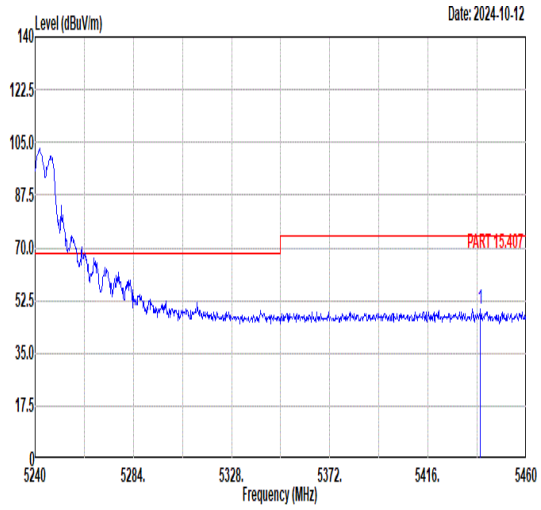 Freq Level Limit Line Margin Read Level Ant Factor Cable Loss Preamp Factor APos TPos Remark MHz dBuV/m dBuV/m dB dBuV dB/m dB dB cm deg 1 5439.54 49.60 74.00 -24.40 38.83 34.85 8.44 32.52 100 51 PEAK	Blank
Avg	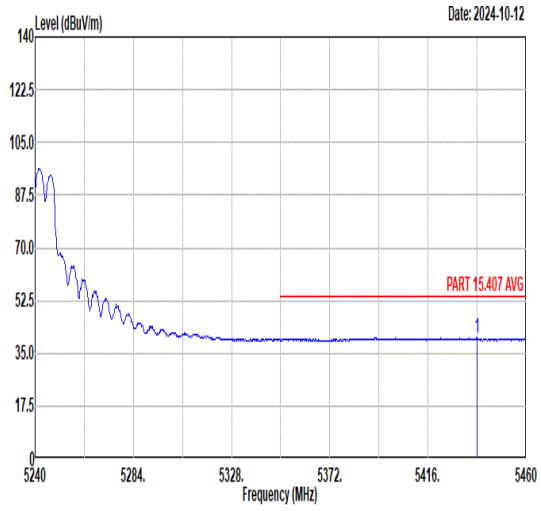 Freq Level Limit Line Margin Read Level Ant Factor Cable Loss Preamp Factor APos TPos Remark MHz dBuV/m dBuV/m dB dBuV dB/m dB dB cm deg 1 5438.00 40.09 54.00 -13.91 29.32 34.85 8.44 32.52 100 51 AVERAGE	Blank

Mode	3	
	Harmonic	
	U-NII-1_5.15-5.25_802.11a_CH48_5240MHz	
ANT	CDD18+19	
Pol.	Horizontal	Vertical
Peak Avg	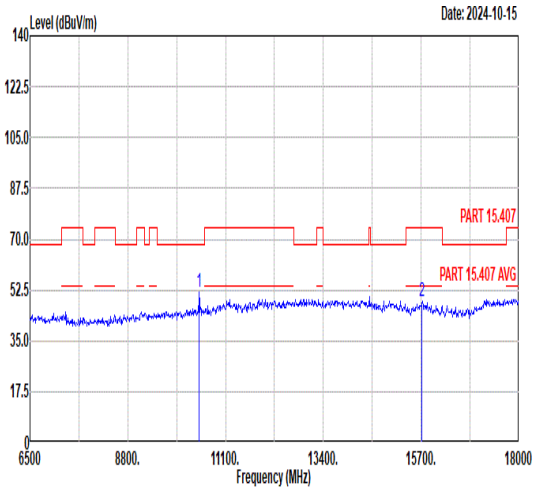 Freq Level Limit Line Margin Read Level Ant Factor Cable Loss Preamp Factor APos TPos Remark MHz dBuV/m dBuV/m dB dBuV dB/m dB dB cm deg 1 10480.00 51.58 68.30 -16.72 68.14 37.47 10.82 64.85 -- -- Peak 2 15720.00 48.43 74.00 -25.57 60.38 39.08 12.71 63.74 -- -- Peak	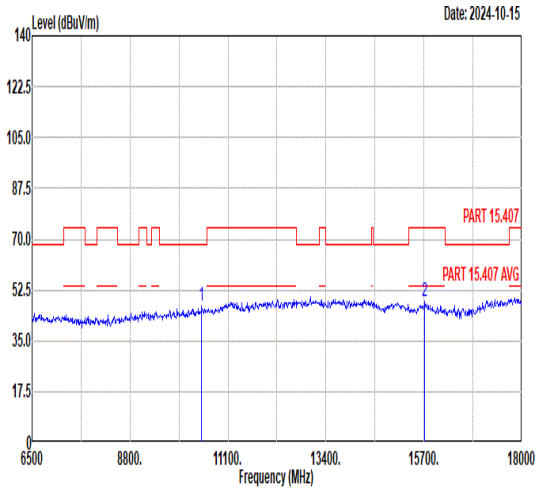 Freq Level Limit Line Margin Read Level Ant Factor Cable Loss Preamp Factor APos TPos Remark MHz dBuV/m dBuV/m dB dBuV dB/m dB dB cm deg 1 10480.00 46.83 68.30 -21.47 63.39 37.47 10.82 64.85 -- -- Peak 2 15720.00 48.34 74.00 -25.66 60.29 39.08 12.71 63.74 -- -- Peak

Mode	4	
	Band Edge - L	
	U-NII-2A_5.25-5.35_802.11a_CH52_5260MHz	
ANT	CDD18+19	
Pol.	Horizontal	Fundamental
Peak	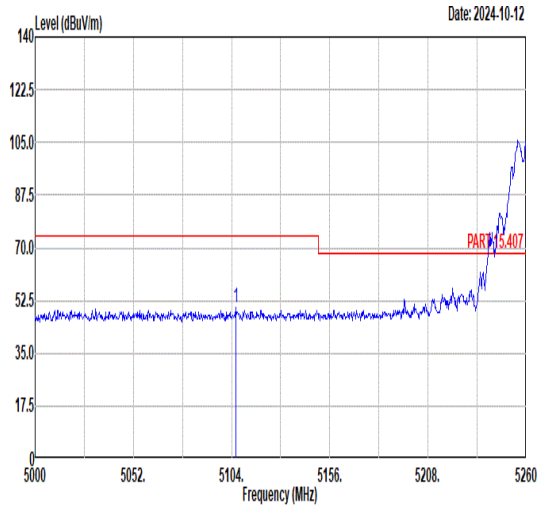 Limit Read Ant Cable Preamp APos TPos Freq Level Line Margin Level Factor Loss Factor Remark MHz dBuV/m dBuV/m dB dBuV dB/m dB dB cm deg 1 5106.08 49.98 74.00 -24.02 40.16 34.59 7.89 32.66 400 188 PEAK	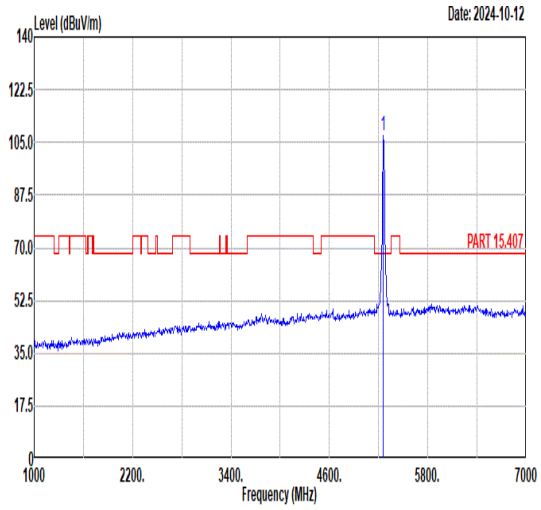 Limit Read Ant Cable Preamp APos TPos Freq Level Line Margin Level Factor Loss Factor Remark MHz dBuV/m dBuV/m dB dBuV dB/m dB dB cm deg 1 5260.00 107.29 ------ ------ 97.08 34.71 8.09 32.59 400 188 PEAK
Avg	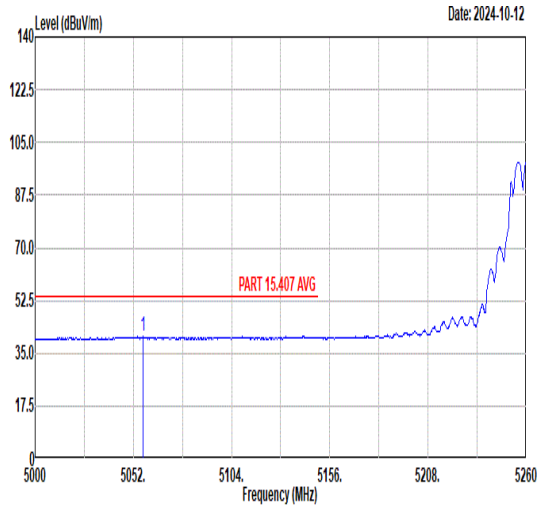 Limit Read Ant Cable Preamp APos TPos Freq Level Line Margin Level Factor Loss Factor Remark MHz dBuV/m dBuV/m dB dBuV dB/m dB dB cm deg 1 5056.94 40.47 54.00 -13.53 30.74 34.55 7.86 32.68 400 188 AVERAGE	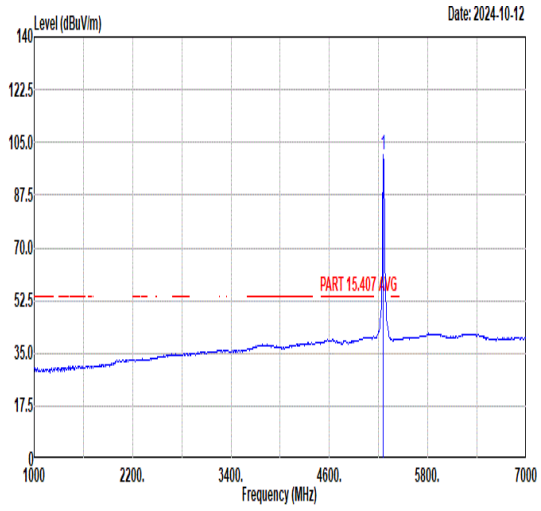 Limit Read Ant Cable Preamp APos TPos Freq Level Line Margin Level Factor Loss Factor Remark MHz dBuV/m dBuV/m dB dBuV dB/m dB dB cm deg 1 5260.00 101.04 ------ ------ 90.83 34.71 8.09 32.59 400 188 AVERAGE

Mode	4	
	Band Edge - R	
	U-NII-2A_5.25-5.35_802.11a_CH52_5260MHz	
ANT	CDD18+19	
Pol.	Horizontal	Fundamental
Peak	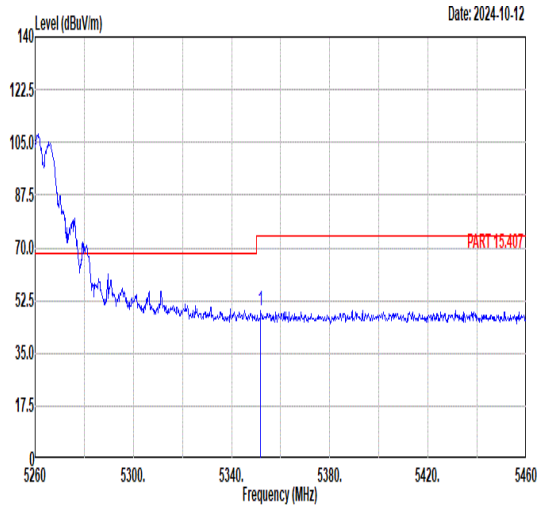 Freq Level Limit Line Margin Read Level Ant Factor Cable Loss Preamp Factor APos TPos Remark MHz dBuV/m dBuV/m dB dBuV dB/m dB dB cm deg 1 5351.80 49.36 74.00 -24.64 38.81 34.78 8.33 32.56 400 188 PEAK	Blank
Avg	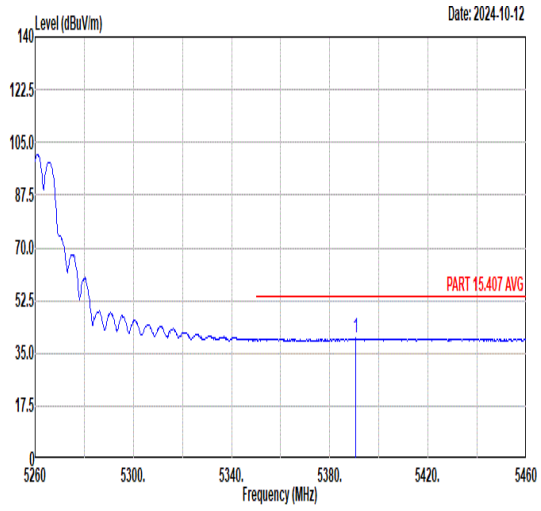 Freq Level Limit Line Margin Read Level Ant Factor Cable Loss Preamp Factor APos TPos Remark MHz dBuV/m dBuV/m dB dBuV dB/m dB dB cm deg 1 5390.40 40.05 54.00 -13.95 29.34 34.81 8.44 32.54 400 188 AVERAGE	Blank

Mode	4	
	Band Edge - L	
	U-NII-2A_5.25-5.35_802.11a_CH52_5260MHz	
ANT	CDD18+19	
Pol.	Vertical	Fundamental
Peak	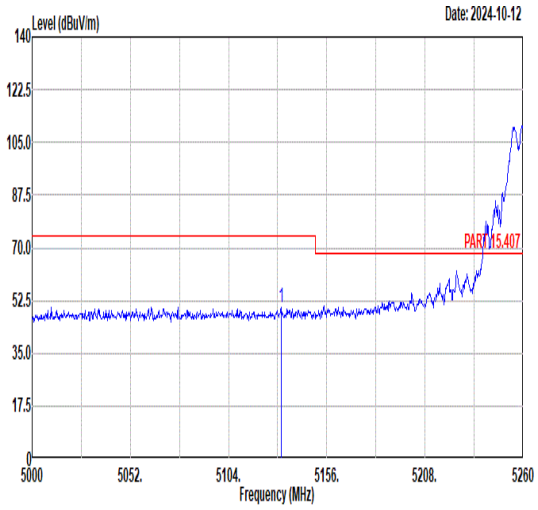 Freq Level Limit Line Margin Read Level Ant Factor Cable Loss Preamp Factor APos TPos Remark 1 5131.82 50.42 74.00 -23.58 40.55 34.61 7.91 32.65 180 278 PEAK	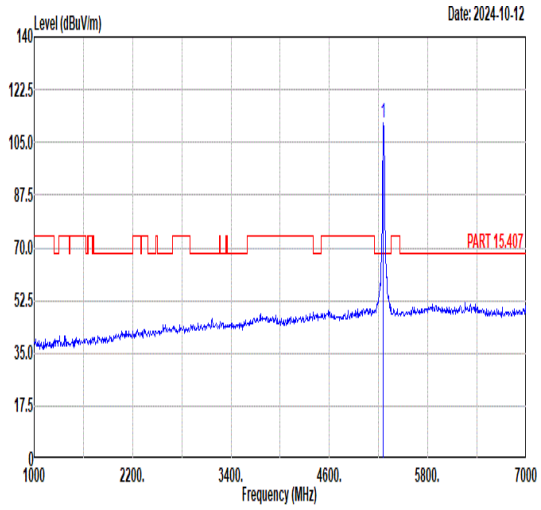 Freq Level Limit Line Margin Read Level Ant Factor Cable Loss Preamp Factor APos TPos Remark 1 5260.00 111.26 ------ ------ 101.05 34.71 8.09 32.59 180 278 PEAK
Avg	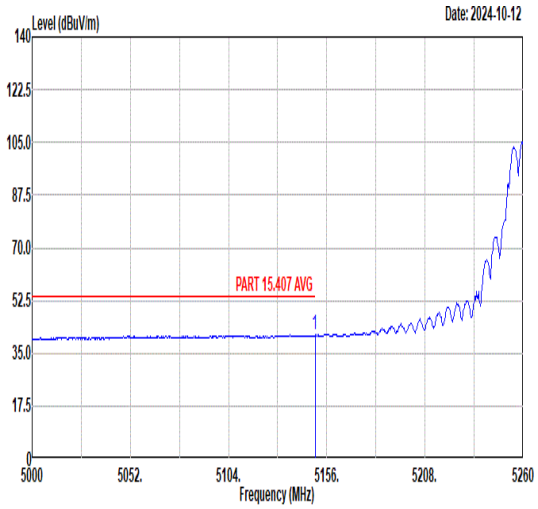 Freq Level Limit Line Margin Read Level Ant Factor Cable Loss Preamp Factor APos TPos Remark 1 5149.76 41.13 54.00 -12.87 31.23 34.62 7.92 32.64 180 278 AVERAGE	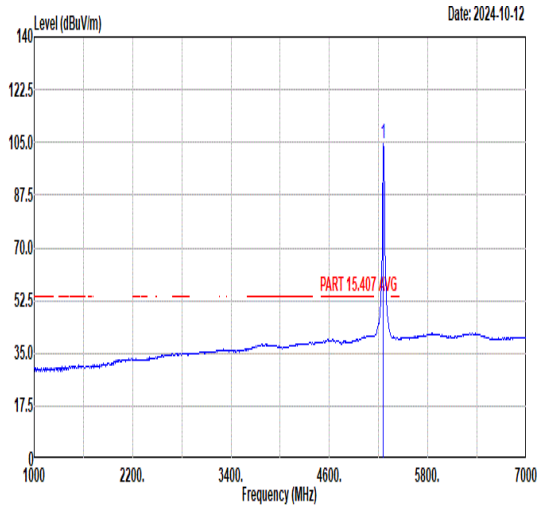 Freq Level Limit Line Margin Read Level Ant Factor Cable Loss Preamp Factor APos TPos Remark 1 5260.00 104.65 ------ ------ 94.44 34.71 8.09 32.59 180 278 AVERAGE

Mode	4	
	Band Edge - R	
	U-NII-2A_5.25-5.35_802.11a_CH52_5260MHz	
ANT	CDD18+19	
Pol.	Vertical	Fundamental
Peak	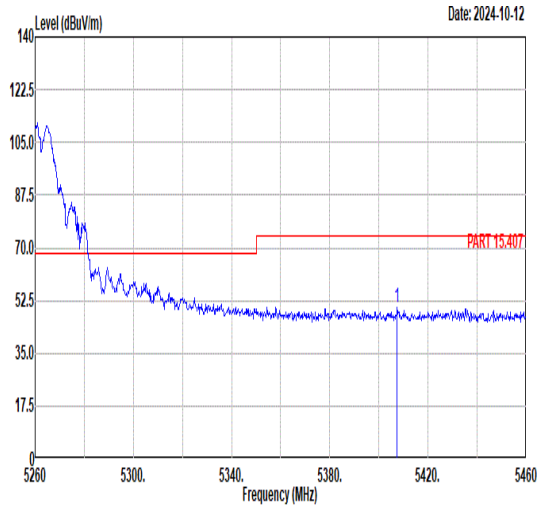 Freq Level Limit Line Margin Read Level Ant Factor Cable Loss Preamp Factor APos TPos Remark MHz dBuV/m dBuV/m dB dBuV dB/m dB dB cm deg 1 5407.40 50.05 74.00 -23.95 39.28 34.82 8.48 32.53 180 278 PEAK	Blank
Avg	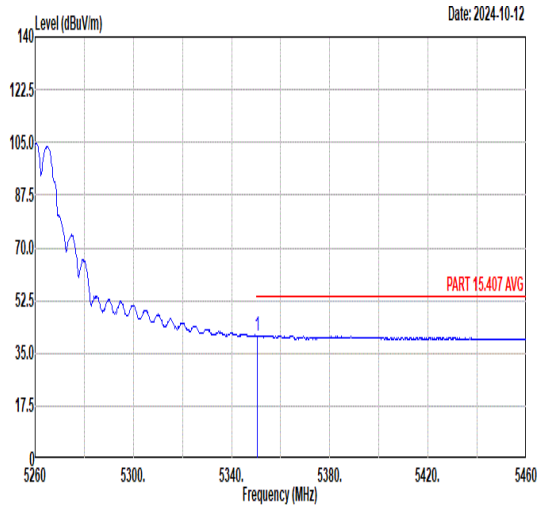 Freq Level Limit Line Margin Read Level Ant Factor Cable Loss Preamp Factor APos TPos Remark MHz dBuV/m dBuV/m dB dBuV dB/m dB dB cm deg 1 5350.40 40.87 54.00 -13.13 30.32 34.78 8.33 32.56 180 278 AVERAGE	Blank

Mode	4	
	Harmonic	
	U-NII-2A_5.25-5.35_802.11a_CH52_5260MHz	
ANT	CDD18+19	
Pol.	Horizontal	Vertical
Peak Avg	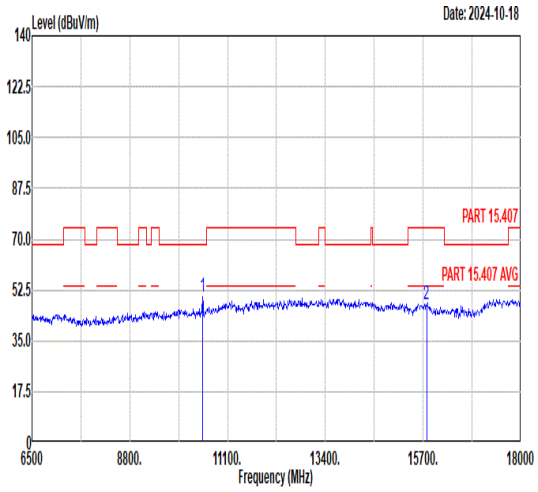 Freq Level Limit Line Margin Read Level Ant Factor Cable Loss Preamp Factor APos TPos Remark MHz dBuV/m dBuV/m dB dBuV dB/m dB dB cm deg 1 10520.00 50.21 68.30 -18.09 66.70 37.50 10.85 64.84 -- -- Peak 2 15780.00 47.35 74.00 -26.65 59.38 39.13 12.71 63.87 -- -- Peak	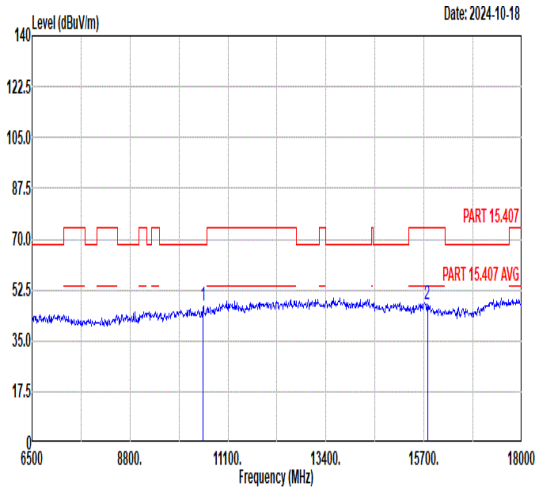 Freq Level Limit Line Margin Read Level Ant Factor Cable Loss Preamp Factor APos TPos Remark MHz dBuV/m dBuV/m dB dBuV dB/m dB dB cm deg 1 10520.00 46.98 68.30 -21.32 63.47 37.50 10.85 64.84 -- -- Peak 2 15780.00 47.57 74.00 -26.43 59.60 39.13 12.71 63.87 -- -- Peak

Mode	5	
	Harmonic	
	U-NII-2A_5.25-5.35_802.11a_CH60_5300MHz	
ANT	CDD18+19	
Pol.	Horizontal	Vertical
Peak Avg	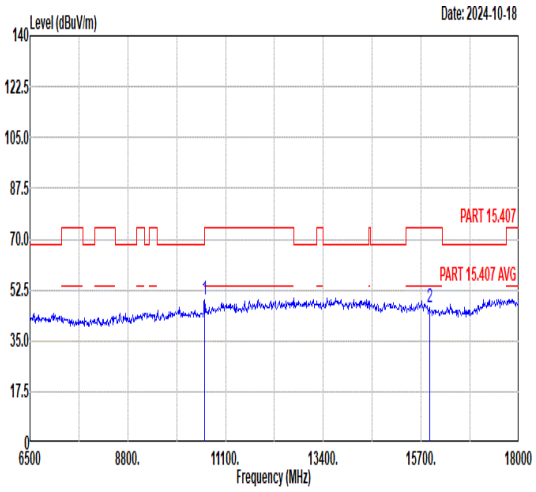 Freq Level Limit Line Margin Read Level Ant Factor Cable Loss Preamp Factor APos TPos Remark MHz dBuV/m dBuV/m dB dBuV dB/m dB dB cm deg 1 10600.00 49.36 74.00 -24.64 65.50 37.52 10.91 64.57 -- -- Peak 2 15900.00 46.29 74.00 -27.71 58.47 39.22 12.71 64.11 -- -- Peak	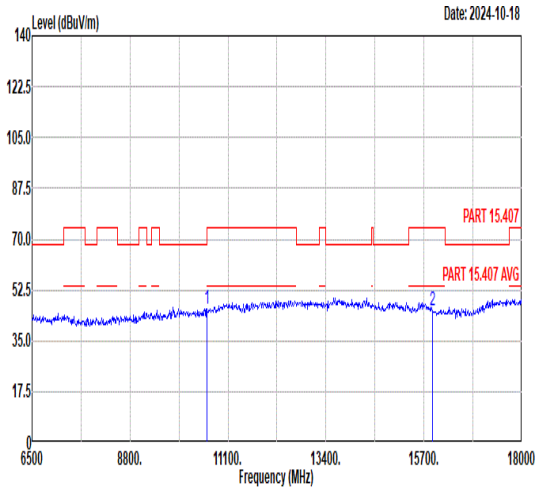 Freq Level Limit Line Margin Read Level Ant Factor Cable Loss Preamp Factor APos TPos Remark MHz dBuV/m dBuV/m dB dBuV dB/m dB dB cm deg 1 10600.00 46.11 74.00 -27.89 62.25 37.52 10.91 64.57 -- -- Peak 2 15900.00 45.52 74.00 -28.48 57.70 39.22 12.71 64.11 -- -- Peak

Mode	6	
	Band Edge	
	U-NII-2A_5.25-5.35_802.11a_CH64_5320MHz	
ANT	CDD18+19	
Pol.	Horizontal	Fundamental
Peak	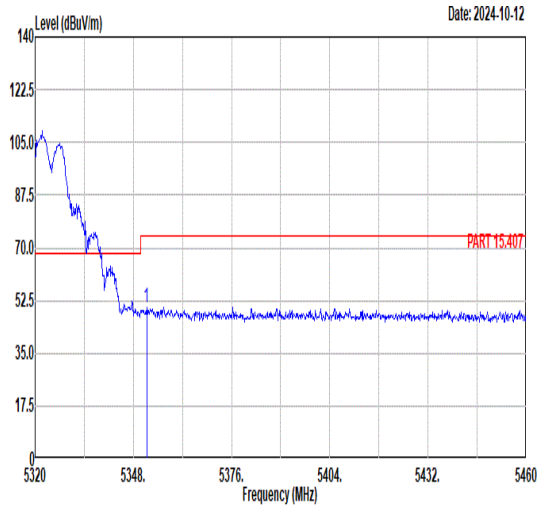 Freq Level Limit Line Margin Read Level Ant Factor Cable Loss Preamp Factor APos TPos Remark MHz dBuV/m dBuV/m dB dBuV dB/m dB dB cm deg 1 5351.78 50.37 74.00 -23.63 39.82 34.78 8.33 32.56 204 176 PEAK	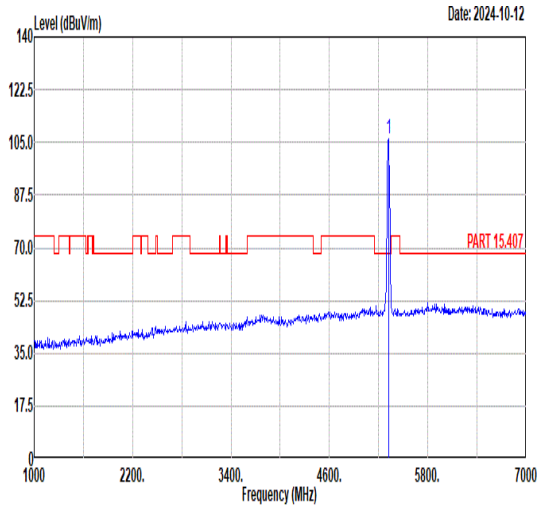 Freq Level Limit Line Margin Read Level Ant Factor Cable Loss Preamp Factor APos TPos Remark MHz dBuV/m dBuV/m dB dBuV dB/m dB dB cm deg 1 5320.00 106.22 ------ ------ 95.79 34.75 8.25 32.57 204 176 PEAK
Avg	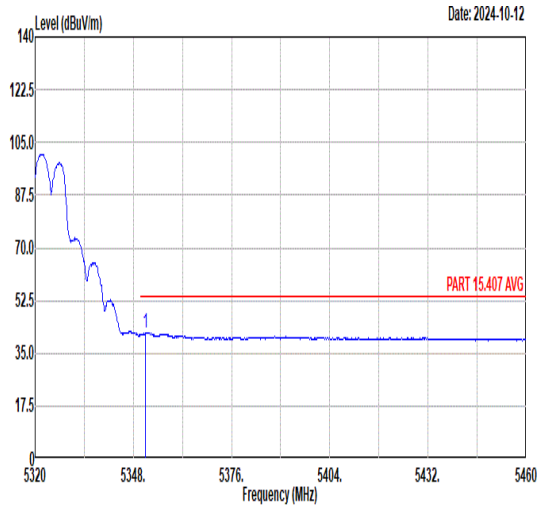 Freq Level Limit Line Margin Read Level Ant Factor Cable Loss Preamp Factor APos TPos Remark MHz dBuV/m dBuV/m dB dBuV dB/m dB dB cm deg 1 5351.36 41.88 54.00 -12.12 31.33 34.78 8.33 32.56 204 176 AVERAGE	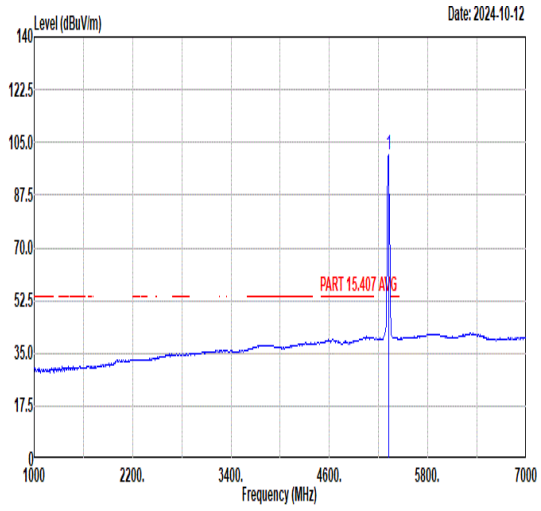 Freq Level Limit Line Margin Read Level Ant Factor Cable Loss Preamp Factor APos TPos Remark MHz dBuV/m dBuV/m dB dBuV dB/m dB dB cm deg 1 5320.00 100.67 ------ ------ 90.24 34.75 8.25 32.57 204 176 AVERAGE

Mode	6	
	Band Edge	
	U-NII-2A_5.25-5.35_802.11a_CH64_5320MHz	
ANT	CDD18+19	
Pol.	Vertical	Fundamental
Peak	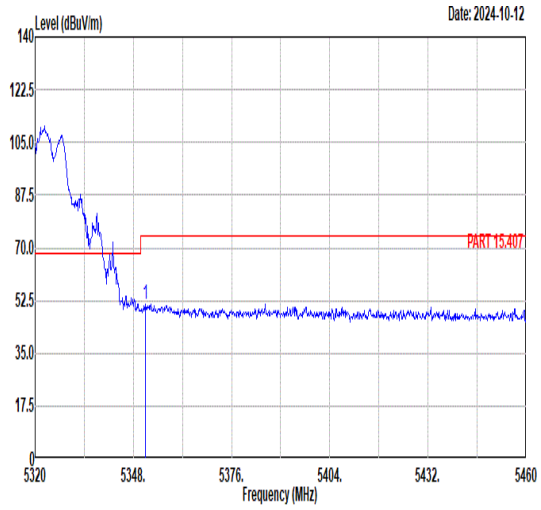 Freq Level Limit Line Margin Read Level Ant Factor Cable Loss Preamp Factor APos TPos Remark MHz dBuV/m dBuV/m dB dBuV dB/m dB dB cm deg 1 5351.50 51.18 74.00 -22.82 40.63 34.78 8.33 32.56 200 277 PEAK	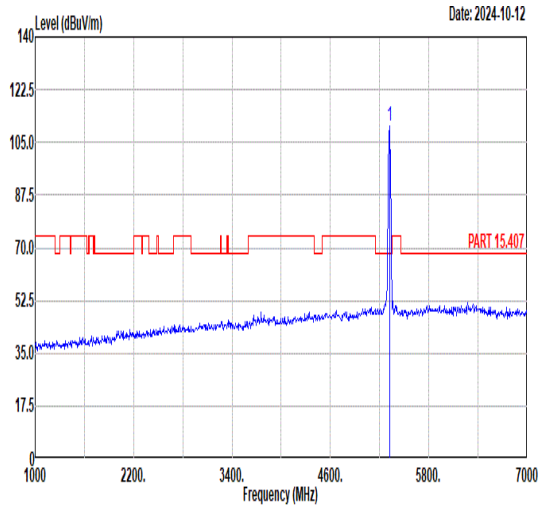 Freq Level Limit Line Margin Read Level Ant Factor Cable Loss Preamp Factor APos TPos Remark MHz dBuV/m dBuV/m dB dBuV dB/m dB dB cm deg 1 5320.00 110.22 ------ ------ 99.79 34.75 8.25 32.57 200 277 PEAK
Avg	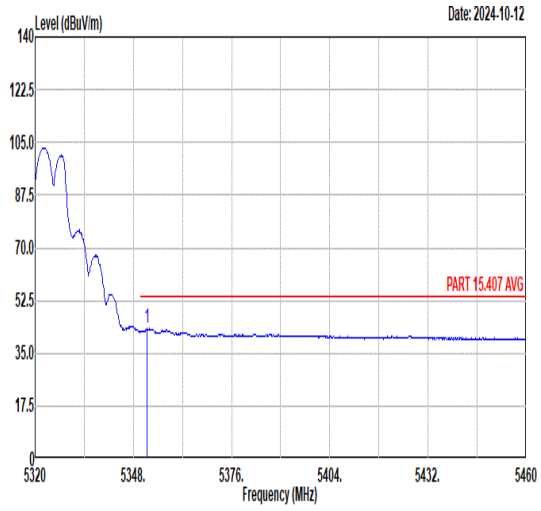 Freq Level Limit Line Margin Read Level Ant Factor Cable Loss Preamp Factor APos TPos Remark MHz dBuV/m dBuV/m dB dBuV dB/m dB dB cm deg 1 5351.92 43.15 54.00 -10.85 32.60 34.78 8.33 32.56 200 277 AVERAGE	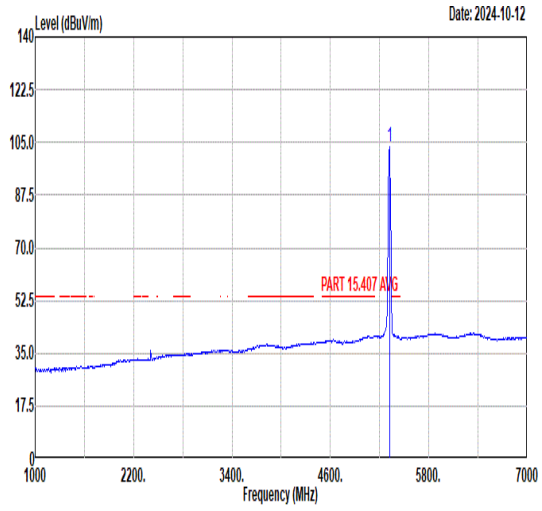 Freq Level Limit Line Margin Read Level Ant Factor Cable Loss Preamp Factor APos TPos Remark MHz dBuV/m dBuV/m dB dBuV dB/m dB dB cm deg 1 5320.00 103.58 ------ ------ 93.15 34.75 8.25 32.57 200 277 AVERAGE

Mode	6	
	Harmonic	
	U-NII-2A_5.25-5.35_802.11a_CH64_5320MHz	
ANT	CDD18+19	
Pol.	Horizontal	Vertical
Peak Avg	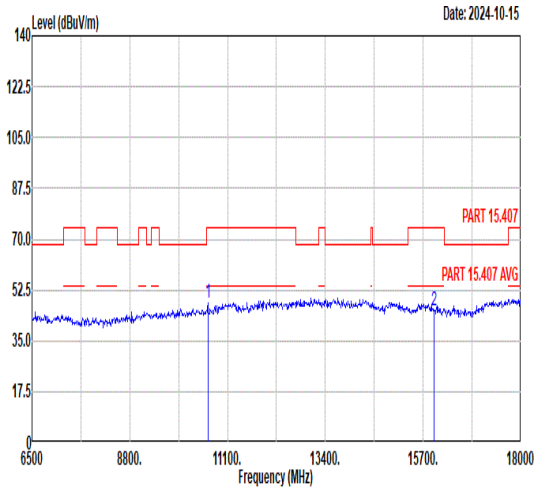 Freq Level Limit Line Margin Read Level Ant Factor Cable Loss Preamp Factor APos TPos Remark MHz dBuV/m dBuV/m dB dBuV dB/m dB dB cm deg 1 10640.00 48.04 74.00 -25.96 64.00 37.53 10.94 64.43 -- -- Peak 2 15960.00 45.67 74.00 -28.33 57.93 39.27 12.70 64.23 -- -- Peak	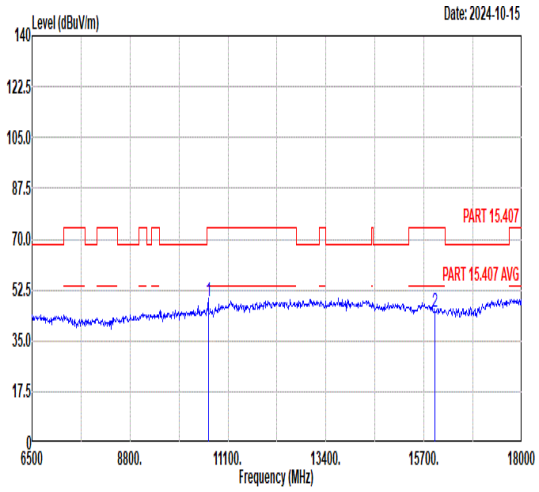 Freq Level Limit Line Margin Read Level Ant Factor Cable Loss Preamp Factor APos TPos Remark MHz dBuV/m dBuV/m dB dBuV dB/m dB dB cm deg 1 10640.00 48.78 74.00 -25.22 64.74 37.53 10.94 64.43 -- -- Peak 2 15960.00 45.16 74.00 -28.84 57.42 39.27 12.70 64.23 -- -- Peak

Mode	7	
	Band Edge	
	U-NII-2C_5.47-5.725_802.11a_CH100_5500MHz	
ANT	CDD18+19	
Pol.	Horizontal	Fundamental
Peak	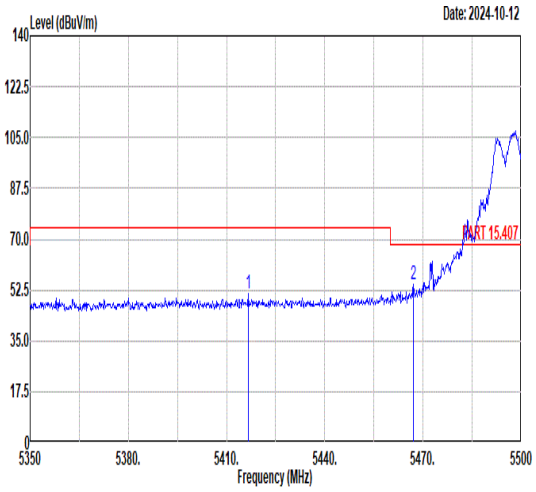 Freq Level Limit Line Margin Read Level Ant Factor Cable Loss Preamp Factor APos TPos Remark MHz dBuV/m dBuV/m dB dBuV dB/m dB dB cm deg 1 5416.75 51.05 74.00 -22.95 40.28 34.83 8.47 32.53 100 56 PEAK 2 5467.15 54.22 68.30 -14.08 43.46 34.87 8.40 32.51 100 56 PEAK	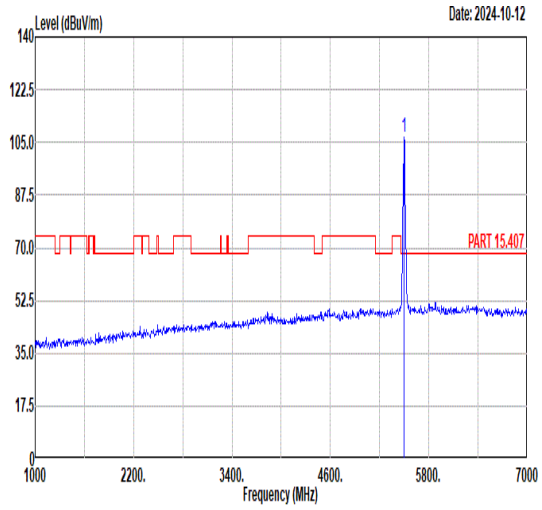 Freq Level Limit Line Margin Read Level Ant Factor Cable Loss Preamp Factor APos TPos Remark MHz dBuV/m dBuV/m dB dBuV dB/m dB dB cm deg 1 5500.00 106.95 ------ ------ 96.19 34.90 8.36 32.50 100 56 PEAK
Avg	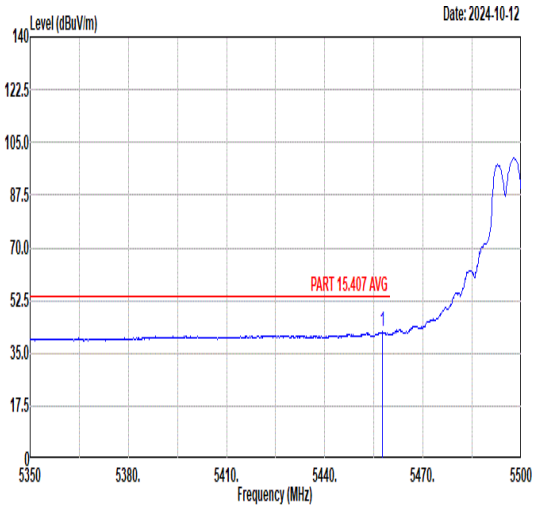 Freq Level Limit Line Margin Read Level Ant Factor Cable Loss Preamp Factor APos TPos Remark MHz dBuV/m dBuV/m dB dBuV dB/m dB dB cm deg 1 5457.55 42.00 54.00 -12.00 31.24 34.86 8.41 32.51 100 56 AVERAGE	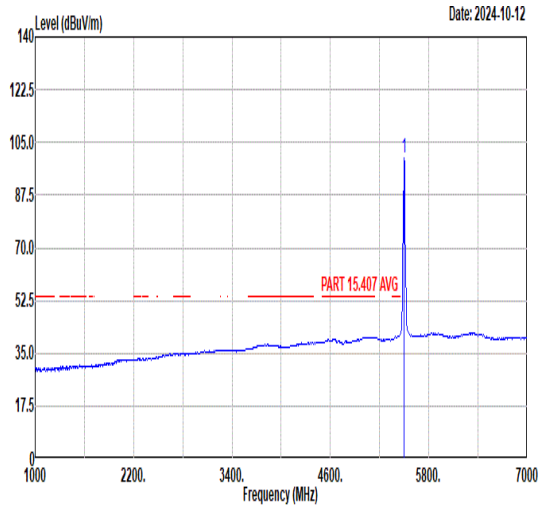 Freq Level Limit Line Margin Read Level Ant Factor Cable Loss Preamp Factor APos TPos Remark MHz dBuV/m dBuV/m dB dBuV dB/m dB dB cm deg 1 5500.00 99.63 ------ ------ 88.87 34.90 8.36 32.50 100 56 AVERAGE

Mode	7	
	Band Edge	
	U-NII-2C_5.47-5.725_802.11a_CH100_5500MHz	
ANT	CDD18+19	
Pol.	Vertical	Fundamental
Peak	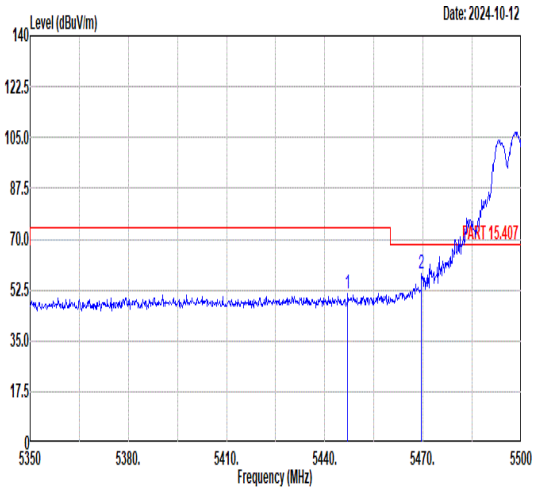 Freq Level Limit Line Margin Read Level Ant Factor Cable Loss Preamp Factor APos TPos Remark MHz dBuV/m dBuV/m dB dBuV dB/m dB dB cm deg 1 5447.05 51.29 74.00 -22.71 40.53 34.85 8.43 32.52 300 326 PEAK 2 5469.55 58.11 68.30 -10.19 47.35 34.87 8.40 32.51 300 326 PEAK	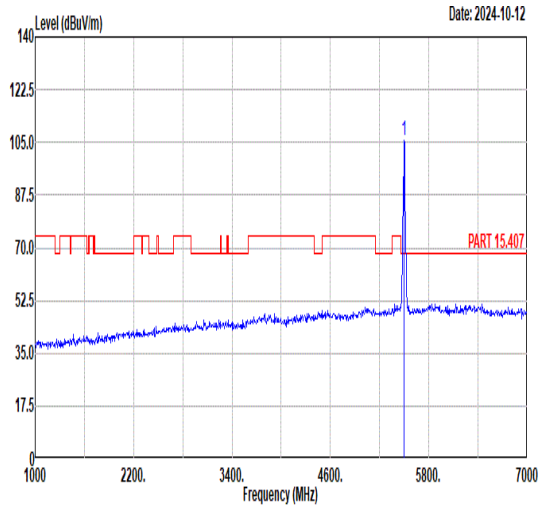 Freq Level Limit Line Margin Read Level Ant Factor Cable Loss Preamp Factor APos TPos Remark MHz dBuV/m dBuV/m dB dBuV dB/m dB dB cm deg 1 5500.00 105.68 ------ ------ 94.92 34.90 8.36 32.50 300 326 PEAK
Avg	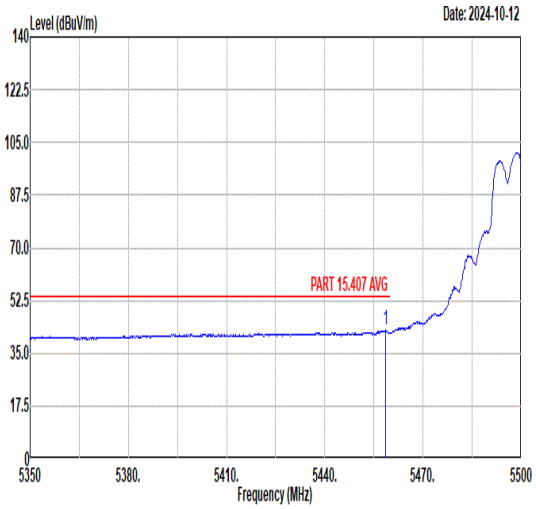 Freq Level Limit Line Margin Read Level Ant Factor Cable Loss Preamp Factor APos TPos Remark MHz dBuV/m dBuV/m dB dBuV dB/m dB dB cm deg 1 5458.60 42.54 54.00 -11.46 31.78 34.86 8.41 32.51 300 326 AVERAGE	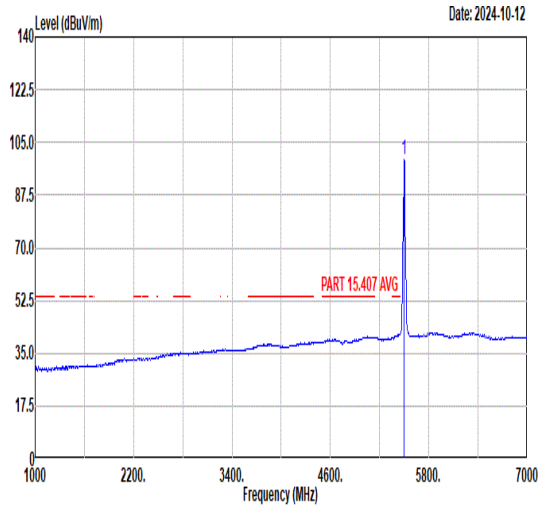 Freq Level Limit Line Margin Read Level Ant Factor Cable Loss Preamp Factor APos TPos Remark MHz dBuV/m dBuV/m dB dBuV dB/m dB dB cm deg 1 5500.00 99.51 ------ ------ 88.75 34.90 8.36 32.50 300 326 AVERAGE

Mode	7	
	Harmonic	
	U-NII-2C_5.47-5.725_802.11a_CH100_5500MHz	
ANT	CDD18+19	
Pol.	Horizontal	Vertical
Peak Avg	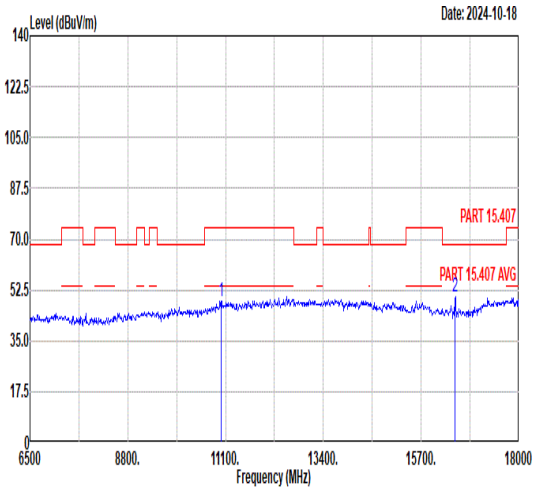 Freq Level Limit Line Margin Read Level Ant Factor Cable Loss Preamp Factor APos TPos Remark MHz dBuV/m dBuV/m dB dBuV dB/m dB dB cm deg 1 11000.00 48.85 74.00 -25.15 63.24 37.60 11.21 63.20 -- -- Peak 2 16500.00 50.01 68.30 -18.29 62.69 39.50 12.91 65.09 -- -- Peak	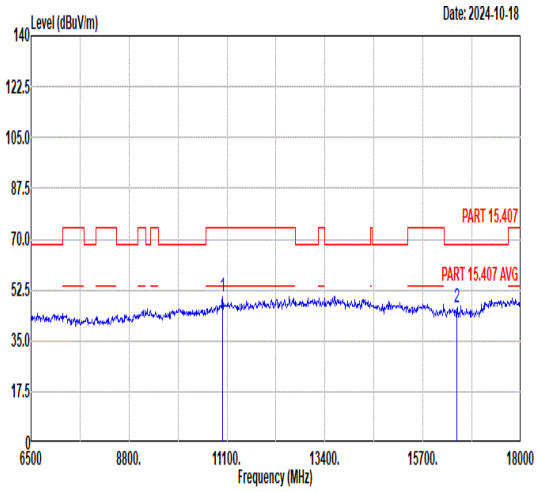 Freq Level Limit Line Margin Read Level Ant Factor Cable Loss Preamp Factor APos TPos Remark MHz dBuV/m dBuV/m dB dBuV dB/m dB dB cm deg 1 11000.00 49.96 74.00 -24.04 64.35 37.60 11.21 63.20 -- -- Peak 2 16500.00 46.66 68.30 -21.64 59.34 39.50 12.91 65.09 -- -- Peak

Mode	8	
	Harmonic	
	U-NII-2C_5.47-5.725_802.11a_CH116_5580MHz	
ANT	CDD18+19	
Pol.	Horizontal	Vertical
Peak Avg	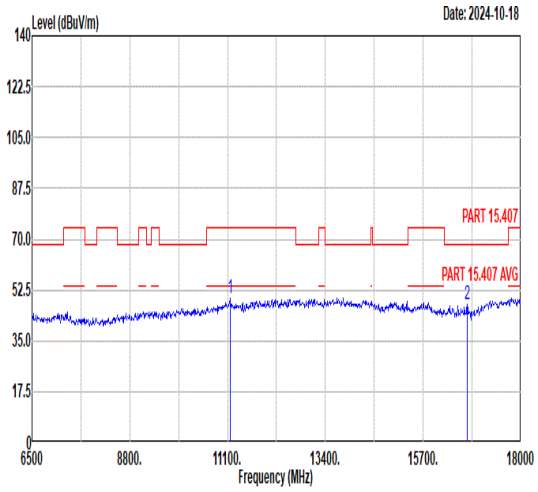 Freq Level Limit Line Margin Read Level Ant Factor Cable Loss Preamp Factor APos TPos Remark MHz dBuV/m dBuV/m dB dBuV dB/m dB dB cm deg 1 11160.00 49.52 74.00 -24.48 63.67 37.66 11.29 63.10 -- -- Peak 2 16740.00 47.34 68.30 -20.96 59.74 39.69 13.01 65.10 -- -- Peak	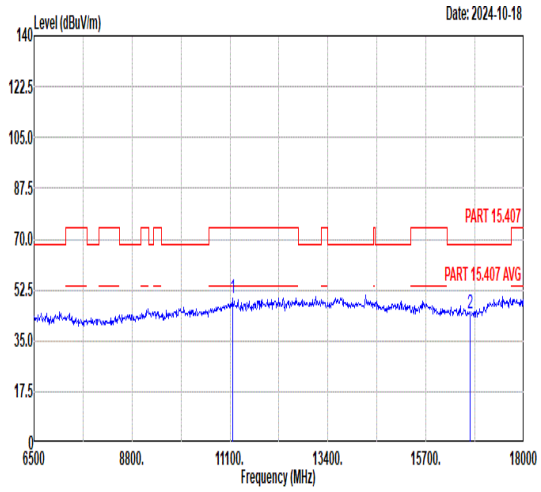 Freq Level Limit Line Margin Read Level Ant Factor Cable Loss Preamp Factor APos TPos Remark MHz dBuV/m dBuV/m dB dBuV dB/m dB dB cm deg 1 11160.00 49.79 74.00 -24.21 63.94 37.66 11.29 63.10 -- -- Peak 2 16740.00 44.21 68.30 -24.09 56.61 39.69 13.01 65.10 -- -- Peak

Mode	9	
	Band Edge	
	U-NII-2C_5.47-5.725_802.11a_CH140_5700MHz	
ANT	CDD18+19	
Pol.	Horizontal	Fundamental
Peak	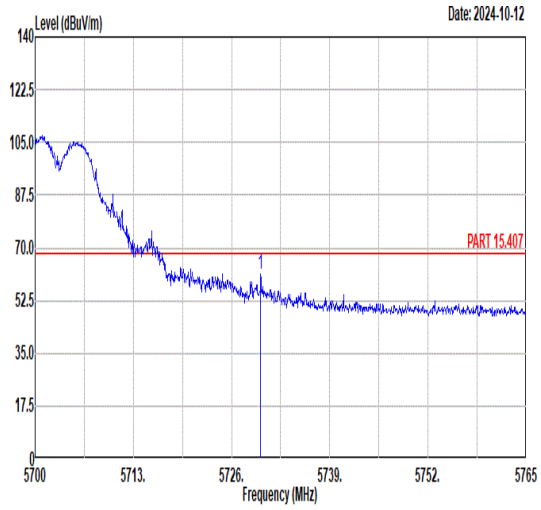 Freq Level Limit Line Margin Read Level Ant Factor Cable Loss Preamp Factor APos TPos Remark MHz dBuV/m dBuV/m dB dBuV dB/m dB dB cm deg 1 5729.84 61.28 68.30 -7.02 50.05 35.04 8.69 32.50 200 134 PEAK	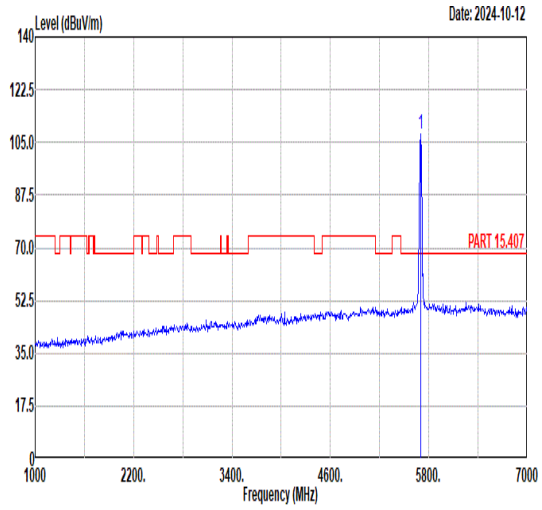 Freq Level Limit Line Margin Read Level Ant Factor Cable Loss Preamp Factor APos TPos Remark MHz dBuV/m dBuV/m dB dBuV dB/m dB dB cm deg 1 5700.00 107.96 ------ ------ 96.84 35.02 8.60 32.50 200 134 PEAK
Avg	Blank	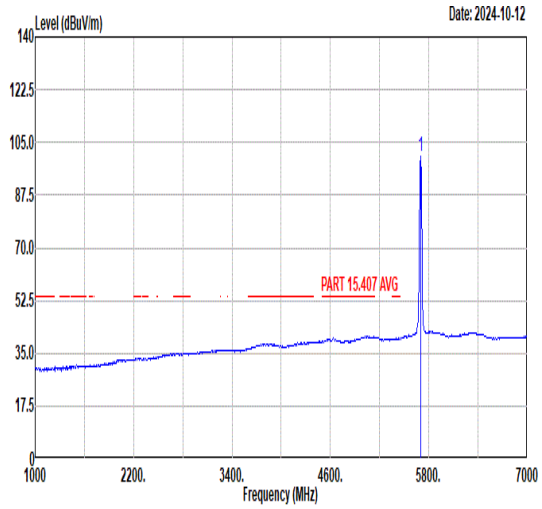 Freq Level Limit Line Margin Read Level Ant Factor Cable Loss Preamp Factor APos TPos Remark MHz dBuV/m dBuV/m dB dBuV dB/m dB dB cm deg 1 5700.00 100.55 ------ ------ 89.46 35.02 8.57 32.50 200 134 AVERAGE

Mode	9	
	Band Edge	
	U-NII-2C_5.47-5.725_802.11a_CH140_5700MHz	
ANT	CDD18+19	
Pol.	Vertical	Fundamental
Peak	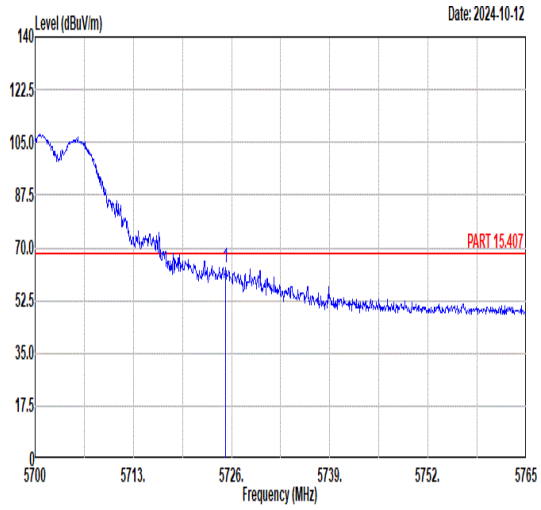 Freq Level Limit Line Margin Read Level Ant Factor Cable Loss Preamp Factor APos TPos Remark MHz dBuV/m dBuV/m dB dBuV dB/m dB dB cm deg 1 5725.22 63.15 68.30 -5.15 51.95 35.03 8.67 32.50 360 273 PEAK	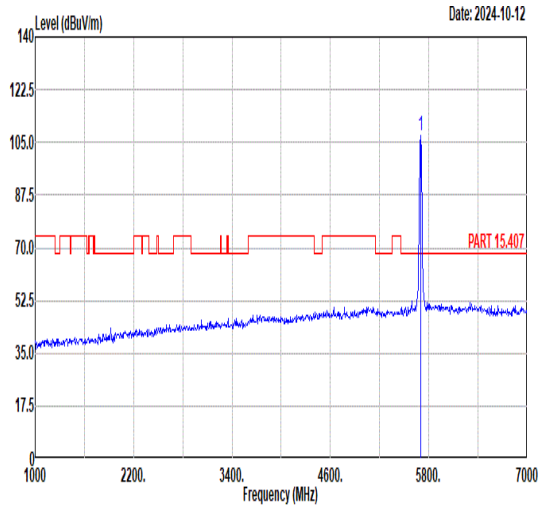 Freq Level Limit Line Margin Read Level Ant Factor Cable Loss Preamp Factor APos TPos Remark MHz dBuV/m dBuV/m dB dBuV dB/m dB dB cm deg 1 5700.00 107.14 ------ ------ 96.05 35.02 8.57 32.50 360 273 PEAK
Avg	Blank	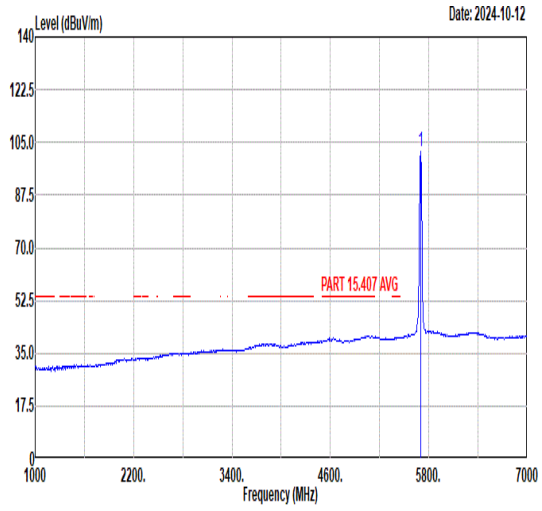 Freq Level Limit Line Margin Read Level Ant Factor Cable Loss Preamp Factor APos TPos Remark MHz dBuV/m dBuV/m dB dBuV dB/m dB dB cm deg 1 5700.00 101.77 ------ ------ 90.68 35.02 8.57 32.50 360 273 AVERAGE