Mode	9	
	Harmonic	
	U-NII-2C_5.47-5.725_802.11a_CH140_5700MHz	
ANT	CDD18+19	
Pol.	Horizontal	Vertical
Peak Avg	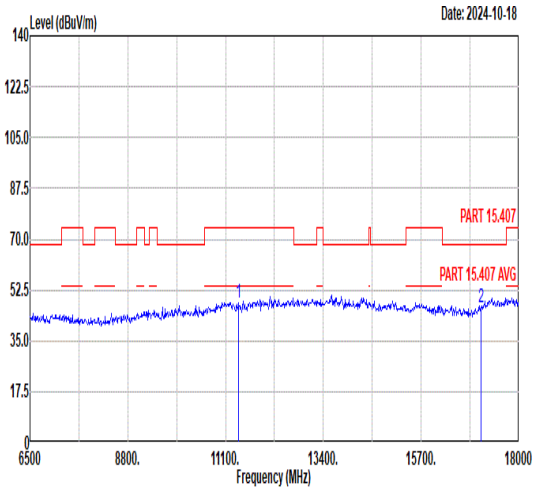 Freq Level Limit Line Margin Read Level Ant Factor Cable Loss Preamp Factor APos TPos Remark MHz dBuV/m dBuV/m dB dBuV dB/m dB dB cm deg 1 11400.00 47.82 74.00 -26.18 61.61 37.76 11.41 62.96 -- -- Peak 2 17100.00 46.59 68.30 -21.71 58.57 40.06 13.14 65.18 -- -- Peak	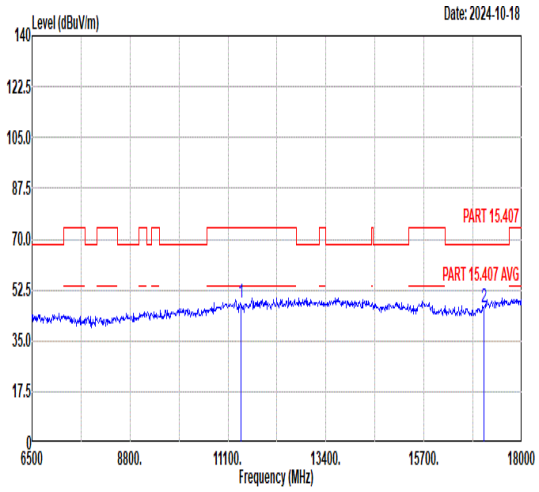 Freq Level Limit Line Margin Read Level Ant Factor Cable Loss Preamp Factor APos TPos Remark MHz dBuV/m dBuV/m dB dBuV dB/m dB dB cm deg 1 11400.00 47.83 74.00 -26.17 61.62 37.76 11.41 62.96 -- -- Peak 2 17100.00 46.71 68.30 -21.59 58.69 40.06 13.14 65.18 -- -- Peak

Mode	10	
	Band Edge	
	U-NII-1_5.15-5.25_802.11ax HE20_CH36_Full RU_5180MHz	
ANT	CDD18+19	
Pol.	Horizontal	Fundamental
Peak	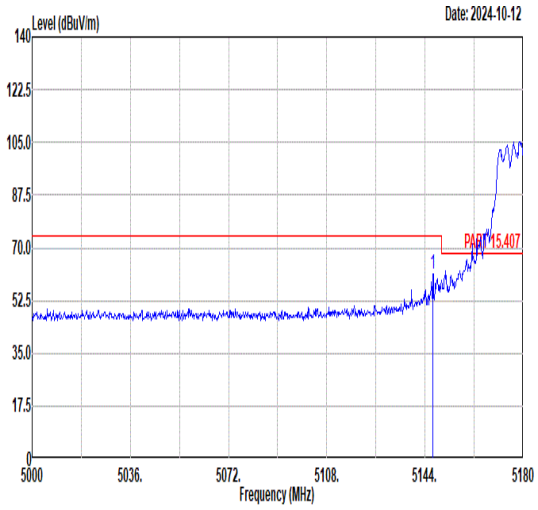 Freq Level Limit Line Margin Read Level Ant Factor Cable Loss Preamp Factor APos TPos Remark MHz dBuV/m dBuV/m dB dBuV dB/m dB dB cm deg 1 5146.88 61.05 74.00 -12.95 51.15 34.62 7.92 32.64 135 138 PEAK	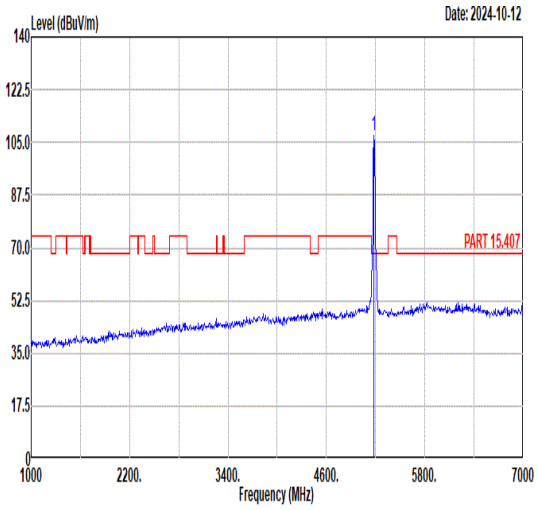 Freq Level Limit Line Margin Read Level Ant Factor Cable Loss Preamp Factor APos TPos Remark MHz dBuV/m dBuV/m dB dBuV dB/m dB dB cm deg 1 5180.00 107.27 ------ ------ 97.31 34.65 7.94 32.63 135 138 PEAK
Avg	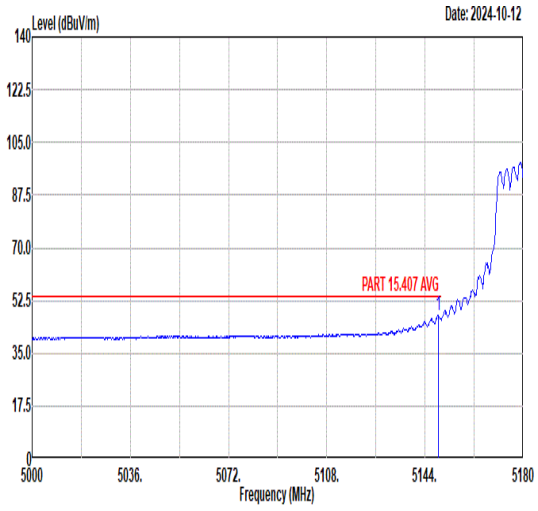 Freq Level Limit Line Margin Read Level Ant Factor Cable Loss Preamp Factor APos TPos Remark MHz dBuV/m dBuV/m dB dBuV dB/m dB dB cm deg 1 5148.86 47.49 54.00 -6.51 37.59 34.62 7.92 32.64 135 138 AVERAGE	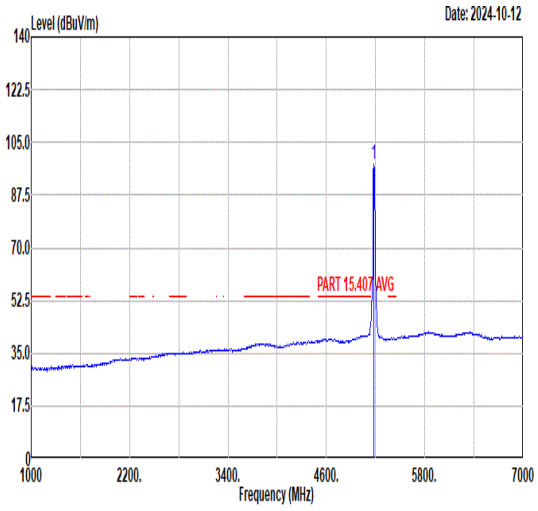 Freq Level Limit Line Margin Read Level Ant Factor Cable Loss Preamp Factor APos TPos Remark MHz dBuV/m dBuV/m dB dBuV dB/m dB dB cm deg 1 5180.00 97.63 ------ ------ 87.67 34.65 7.94 32.63 135 138 AVERAGE

Mode	10	
	Band Edge	
	U-NII-1_5.15-5.25_802.11ax HE20_CH36_Full RU_5180MHz	
ANT	CDD18+19	
Pol.	Vertical	Fundamental
Peak	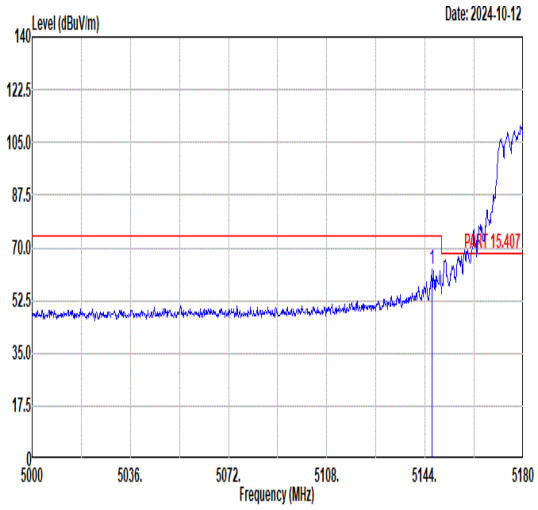 Freq Level Limit Line Margin Read Level Ant Factor Cable Loss Preamp Factor APos TPos Remark MHz dBuV/m dBuV/m dB dBuV dB/m dB dB cm deg 1 5146.70 62.81 74.00 -11.19 52.91 34.62 7.92 32.64 302 283 PEAK	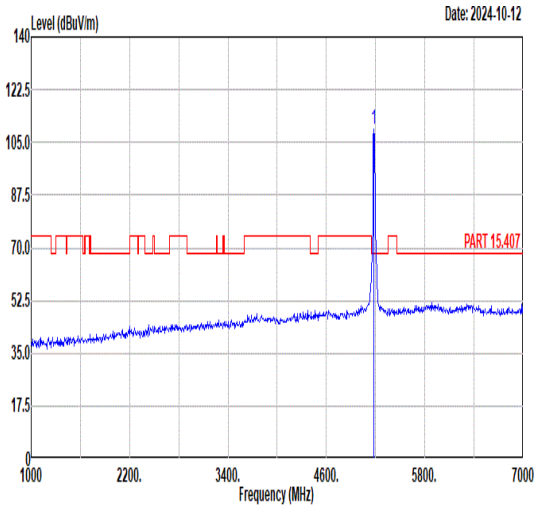 Freq Level Limit Line Margin Read Level Ant Factor Cable Loss Preamp Factor APos TPos Remark MHz dBuV/m dBuV/m dB dBuV dB/m dB dB cm deg 1 5180.00 109.24 ------ ------ 99.29 34.64 7.94 32.63 302 283 PEAK
Avg	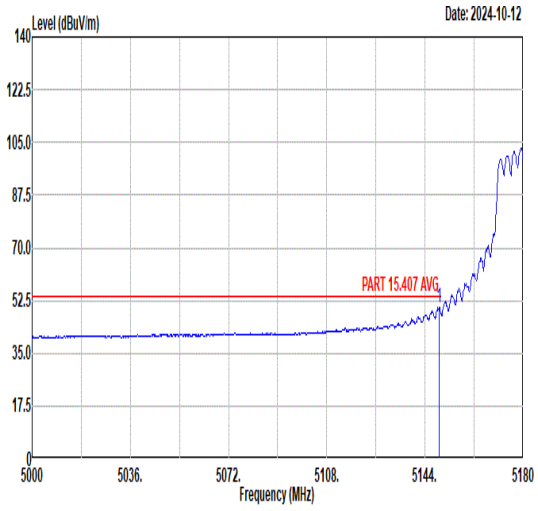 Freq Level Limit Line Margin Read Level Ant Factor Cable Loss Preamp Factor APos TPos Remark MHz dBuV/m dBuV/m dB dBuV dB/m dB dB cm deg 1 5149.22 50.38 54.00 -3.62 40.48 34.62 7.92 32.64 302 283 AVERAGE	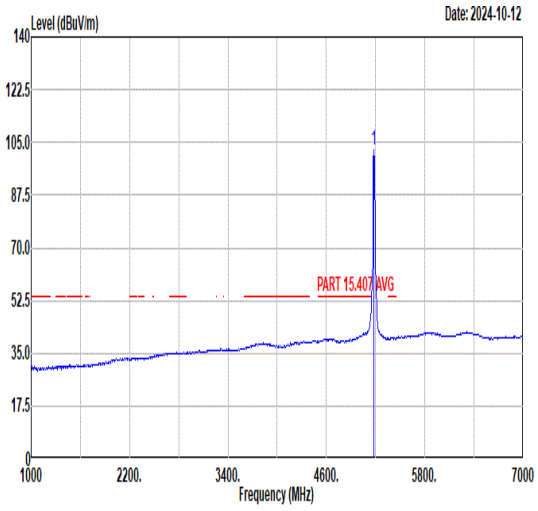 Freq Level Limit Line Margin Read Level Ant Factor Cable Loss Preamp Factor APos TPos Remark MHz dBuV/m dBuV/m dB dBuV dB/m dB dB cm deg 1 5180.00 102.59 ------ ------ 92.63 34.65 7.94 32.63 302 283 AVERAGE

Mode	10	
	Harmonic	
	U-NII-1_5.15-5.25_802.11ax HE20_CH36_Full RU_5180MHz	
ANT	CDD18+19	
Pol.	Horizontal	Vertical
Peak Avg	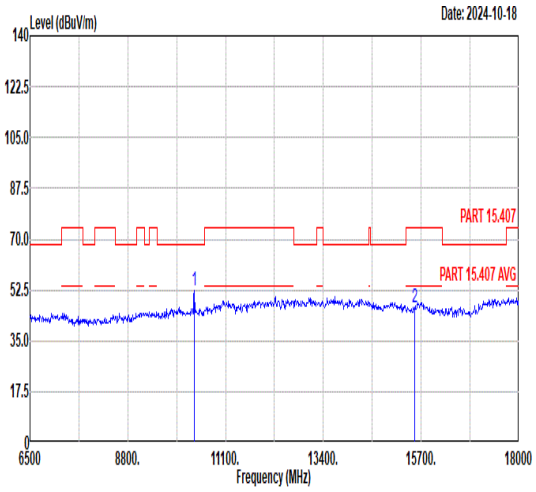 Freq Level Limit Line Margin Read Level Ant Factor Cable Loss Preamp Factor APos TPos Remark MHz dBuV/m dBuV/m dB dBuV dB/m dB dB cm deg 1 10360.00 52.26 68.30 -16.04 68.79 37.33 10.73 64.59 -- -- Peak 2 15540.00 46.46 74.00 -27.54 58.19 38.93 12.72 63.38 -- -- Peak	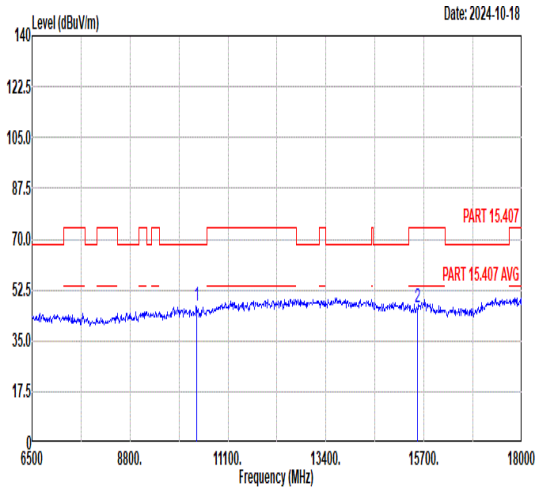 Freq Level Limit Line Margin Read Level Ant Factor Cable Loss Preamp Factor APos TPos Remark MHz dBuV/m dBuV/m dB dBuV dB/m dB dB cm deg 1 10360.00 47.04 68.30 -21.26 63.57 37.33 10.73 64.59 -- -- Peak 2 15540.00 46.69 74.00 -27.31 58.42 38.93 12.72 63.38 -- -- Peak

Mode	11	
	Harmonic	
	U-NII-1_5.15-5.25_802.11ax HE20_CH44_Full RU_5220MHz	
ANT	CDD18+19	
Pol.	Horizontal	Vertical
Peak Avg	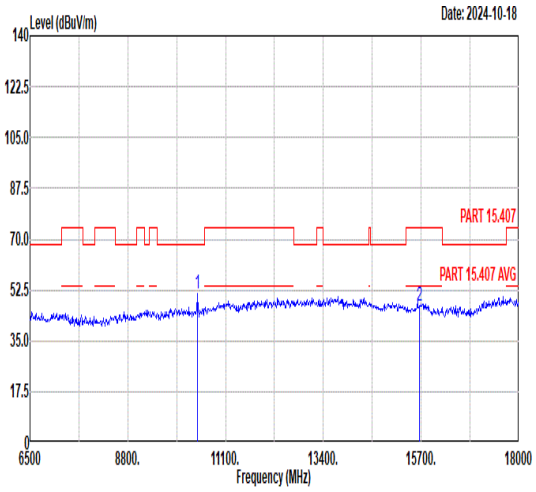 Freq Level Limit Line Margin Read Level Ant Factor Cable Loss Preamp Factor APos TPos Remark MHz dBuV/m dBuV/m dB dBuV dB/m dB dB cm deg 1 10440.00 51.02 68.30 -17.28 67.56 37.43 10.79 64.76 -- -- Peak 2 15660.00 47.14 74.00 -26.86 59.01 39.03 12.72 63.62 -- -- Peak	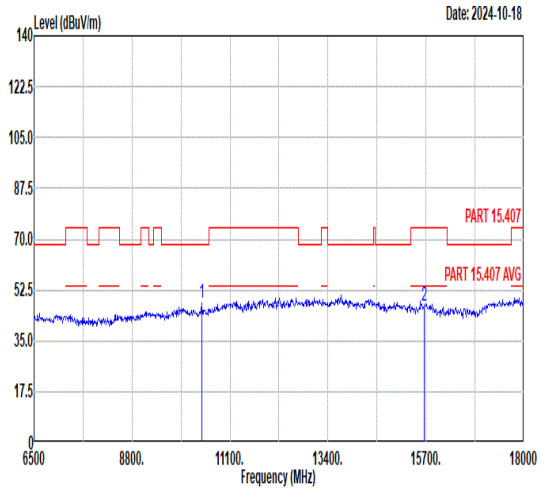 Freq Level Limit Line Margin Read Level Ant Factor Cable Loss Preamp Factor APos TPos Remark MHz dBuV/m dBuV/m dB dBuV dB/m dB dB cm deg 1 10440.00 48.31 68.30 -19.99 64.85 37.43 10.79 64.76 -- -- Peak 2 15660.00 47.26 74.00 -26.74 59.13 39.03 12.72 63.62 -- -- Peak

Mode	12	
	Band Edge - L	
	U-NII-1_5.15-5.25_802.11ax HE20_CH48_Full RU_5240MHz	
ANT	CDD18+19	
Pol.	Horizontal	Fundamental
Peak	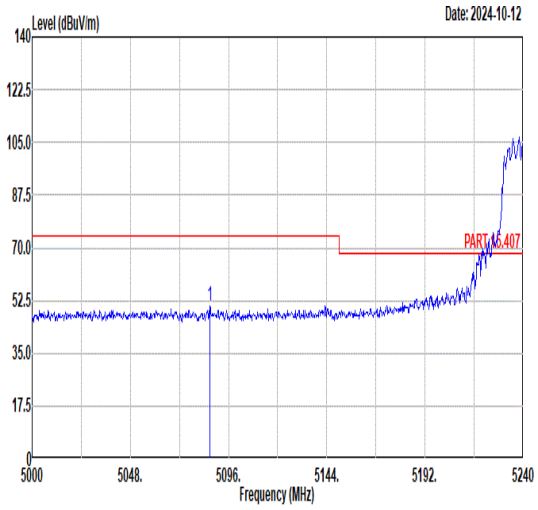 Freq Level Limit Line Margin Read Level Ant Factor Cable Loss Preamp Factor APos TPos Remark MHz dBuV/m dBuV/m dB dBuV dB/m dB dB cm deg 1 5086.88 50.68 74.00 -23.32 40.90 34.57 7.88 32.67 300 188 PEAK	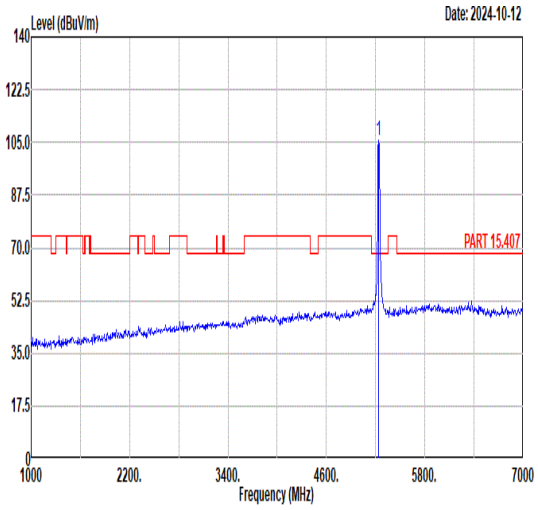 Freq Level Limit Line Margin Read Level Ant Factor Cable Loss Preamp Factor APos TPos Remark MHz dBuV/m dBuV/m dB dBuV dB/m dB dB cm deg 1 5240.00 105.53 ------ ------ 95.42 34.69 8.02 32.60 300 188 PEAK
Avg	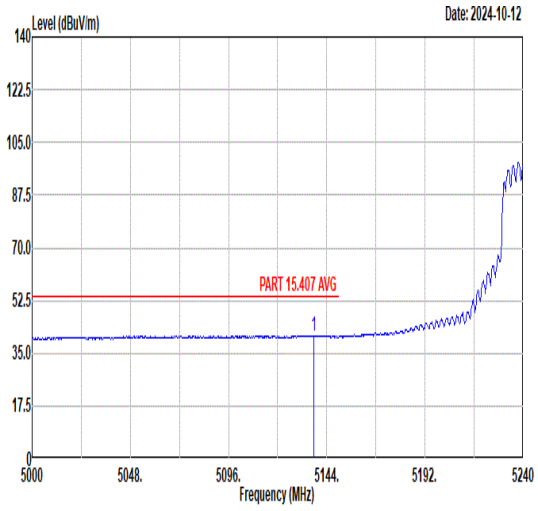 Freq Level Limit Line Margin Read Level Ant Factor Cable Loss Preamp Factor APos TPos Remark MHz dBuV/m dBuV/m dB dBuV dB/m dB dB cm deg 1 5137.76 40.88 54.00 -13.12 31.00 34.61 7.91 32.64 300 188 AVERAGE	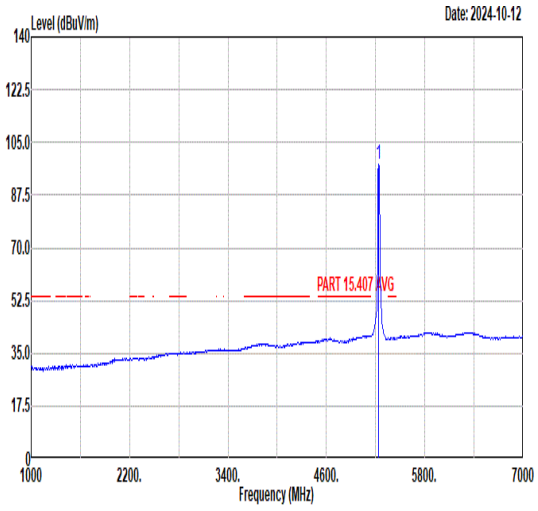 Freq Level Limit Line Margin Read Level Ant Factor Cable Loss Preamp Factor APos TPos Remark MHz dBuV/m dBuV/m dB dBuV dB/m dB dB cm deg 1 5240.00 97.94 ------ ------ 87.83 34.69 8.02 32.60 300 188 AVERAGE

Mode	12	
	Band Edge - R	
	U-NII-1_5.15-5.25_802.11ax HE20_CH48_Full RU_5240MHz	
ANT	CDD18+19	
Pol.	Horizontal	Fundamental
Peak	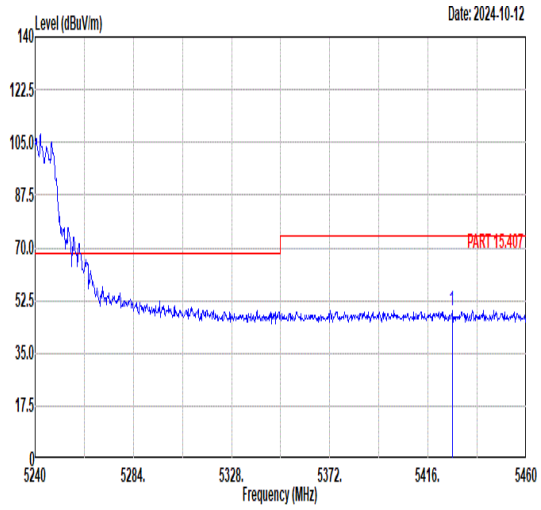 Freq Level Limit Line Margin Read Level Ant Factor Cable Loss Preamp Factor APos TPos Remark MHz dBuV/m dBuV/m dB dBuV dB/m dB dB cm deg 1 5426.78 49.16 74.00 -24.84 38.40 34.84 8.45 32.53 300 188 PEAK	Blank
Avg	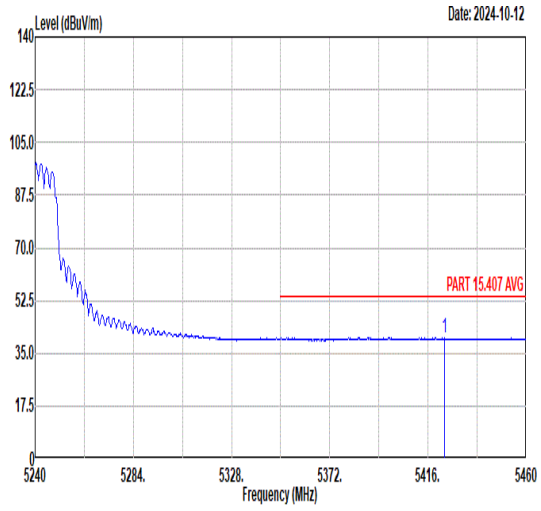 Freq Level Limit Line Margin Read Level Ant Factor Cable Loss Preamp Factor APos TPos Remark MHz dBuV/m dBuV/m dB dBuV dB/m dB dB cm deg 1 5423.26 40.19 54.00 -13.81 29.42 34.84 8.46 32.53 300 188 AVERAGE	Blank

Mode	12	
	Band Edge - L	
	U-NII-1_5.15-5.25_802.11ax HE20_CH48_Full RU_5240MHz	
ANT	CDD18+19	
Pol.	Vertical	Fundamental
Peak	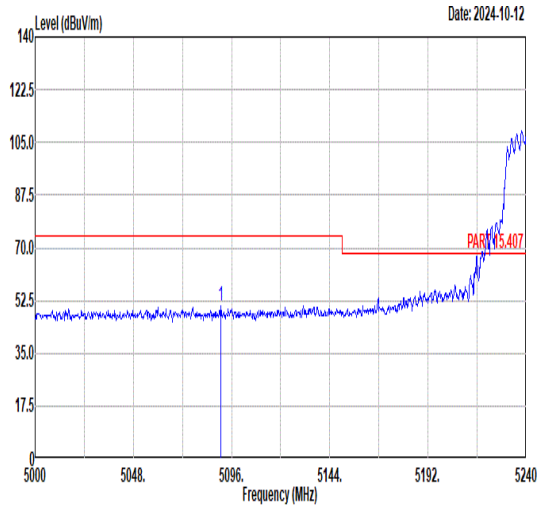 Freq Level Limit Line Margin Read Level Ant Factor Cable Loss Preamp Factor APos TPos Remark MHz dBuV/m dBuV/m dB dBuV dB/m dB dB cm deg 1 5090.72 50.71 74.00 -23.29 40.91 34.58 7.88 32.66 300 260 PEAK	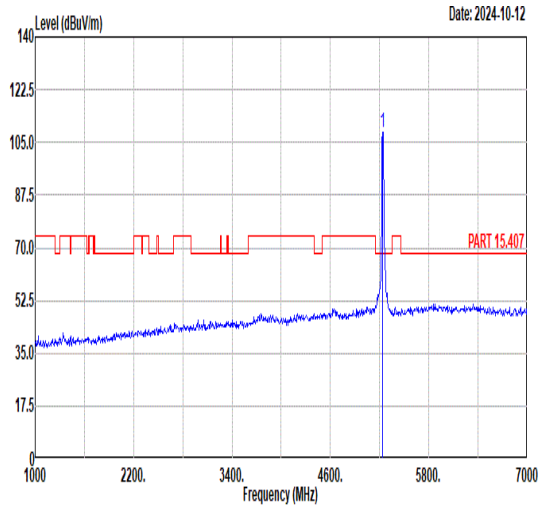 Freq Level Limit Line Margin Read Level Ant Factor Cable Loss Preamp Factor APos TPos Remark MHz dBuV/m dBuV/m dB dBuV dB/m dB dB cm deg 1 5240.00 108.56 ------ ------ 98.45 34.69 8.02 32.60 300 260 PEAK
Avg	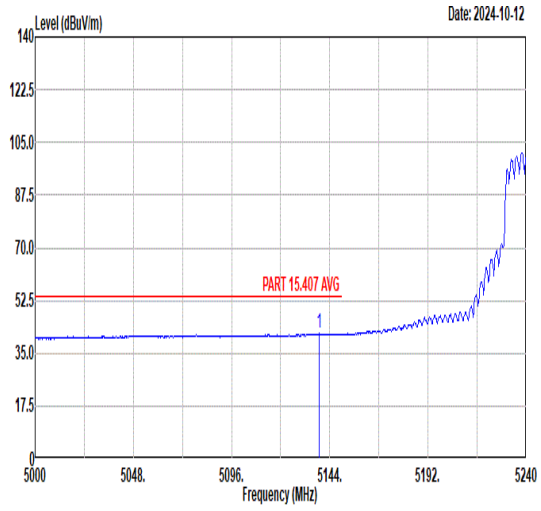 Freq Level Limit Line Margin Read Level Ant Factor Cable Loss Preamp Factor APos TPos Remark MHz dBuV/m dBuV/m dB dBuV dB/m dB dB cm deg 1 5138.96 41.54 54.00 -12.46 31.66 34.61 7.91 32.64 300 260 AVERAGE	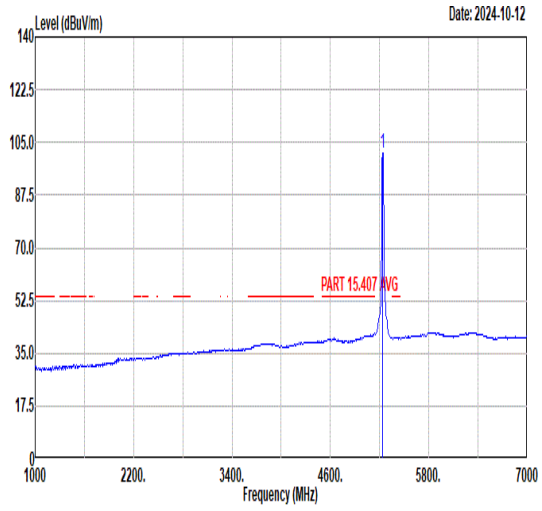 Freq Level Limit Line Margin Read Level Ant Factor Cable Loss Preamp Factor APos TPos Remark MHz dBuV/m dBuV/m dB dBuV dB/m dB dB cm deg 1 5240.00 101.33 ------ ------ 91.20 34.69 8.04 32.60 300 260 AVERAGE

Mode	12	
	Band Edge - R	
	U-NII-1_5.15-5.25_802.11ax HE20_CH48_Full RU_5240MHz	
ANT	CDD18+19	
Pol.	Vertical	Fundamental
Peak	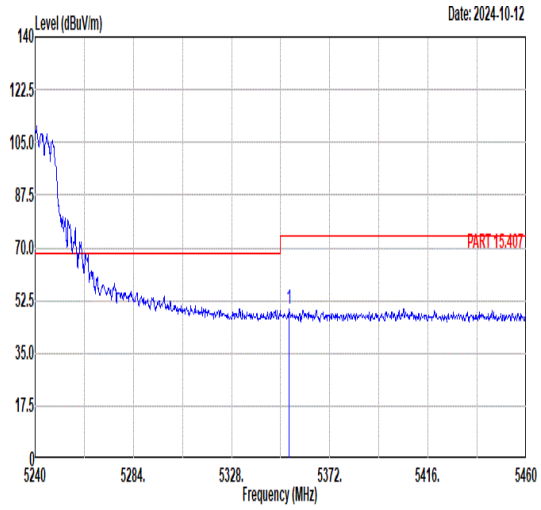 Limit Read Ant Cable Preamp APos TPos Freq Level Line Margin Level Factor Loss Factor Remark MHz dBuV/m dBuV/m dB dBuV dB/m dB dB cm deg 1 5353.74 49.79 74.00 -24.21 39.23 34.78 8.34 32.56 300 260 PEAK	Blank
Avg	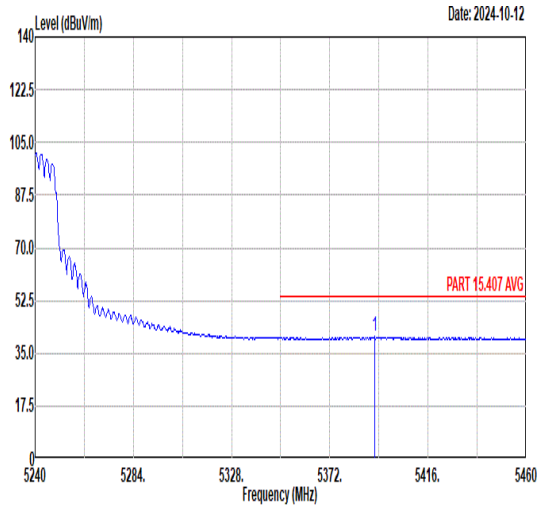 Limit Read Ant Cable Preamp APos TPos Freq Level Line Margin Level Factor Loss Factor Remark MHz dBuV/m dBuV/m dB dBuV dB/m dB dB cm deg 1 5392.02 40.42 54.00 -13.58 29.71 34.81 8.44 32.54 300 260 AVERAGE	Blank

Mode	12	
	Harmonic	
	U-NII-1_5.15-5.25_802.11ax HE20_CH48_Full RU_5240MHz	
ANT	CDD18+19	
Pol.	Horizontal	Vertical
Peak Avg	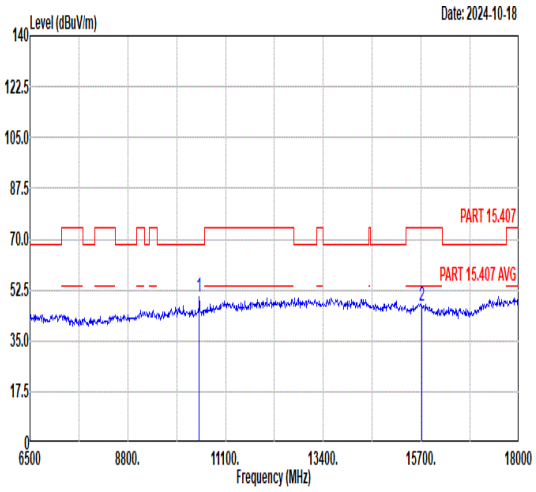 Freq Level Limit Line Margin Read Level Ant Factor Cable Loss Preamp Factor APos TPos Remark MHz dBuV/m dBuV/m dB dBuV dB/m dB dB cm deg 1 10480.00 50.31 68.30 -17.99 66.87 37.47 10.82 64.85 -- -- Peak 2 15720.00 47.26 74.00 -26.74 59.21 39.08 12.71 63.74 -- -- Peak	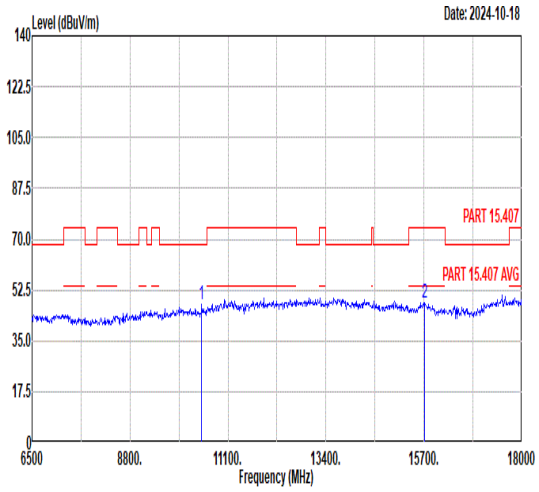 Freq Level Limit Line Margin Read Level Ant Factor Cable Loss Preamp Factor APos TPos Remark MHz dBuV/m dBuV/m dB dBuV dB/m dB dB cm deg 1 10480.00 47.38 68.30 -20.92 63.94 37.47 10.82 64.85 -- -- Peak 2 15720.00 47.97 74.00 -26.03 59.92 39.08 12.71 63.74 -- -- Peak

Mode	13	
	Band Edge - L	
	U-NII-2A_5.25-5.35_802.11ax HE20_CH52_Full RU_5260MHz	
ANT	CDD18+19	
Pol.	Horizontal	Fundamental
Peak	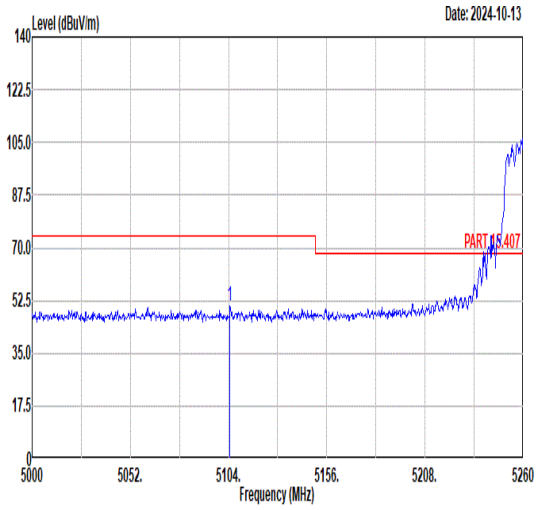 Freq Level Limit Line Margin Read Level Ant Factor Cable Loss Preamp Factor APos TPos Remark 1 5104.78 50.60 74.00 -23.40 40.78 34.59 7.89 32.66 100 55 PEAK	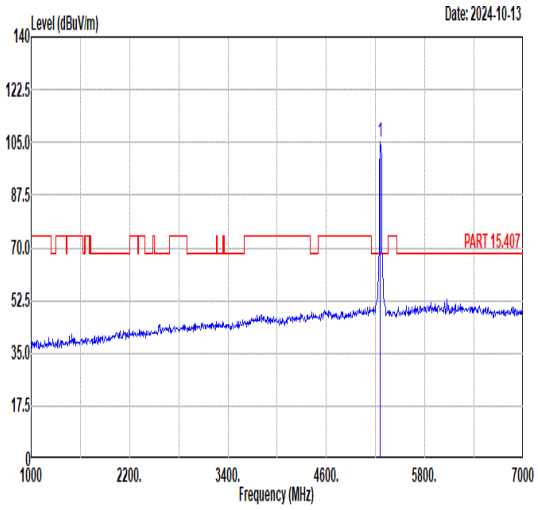 Freq Level Limit Line Margin Read Level Ant Factor Cable Loss Preamp Factor APos TPos Remark 1 5260.00 105.23 ------ ------ 95.02 34.71 8.09 32.59 100 55 PEAK
Avg	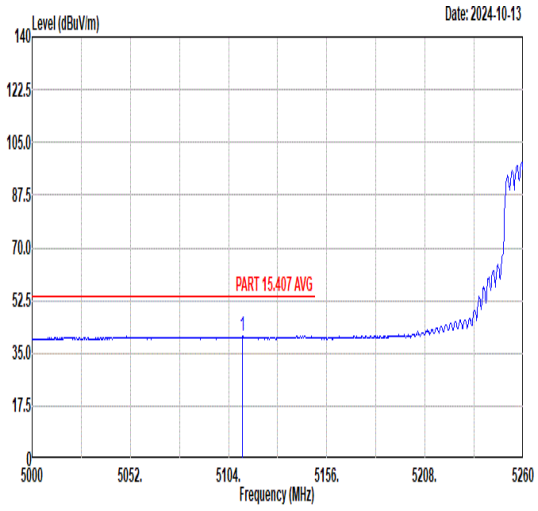 Freq Level Limit Line Margin Read Level Ant Factor Cable Loss Preamp Factor APos TPos Remark 1 5111.28 40.58 54.00 -13.42 30.76 34.59 7.89 32.66 100 55 AVERAGE	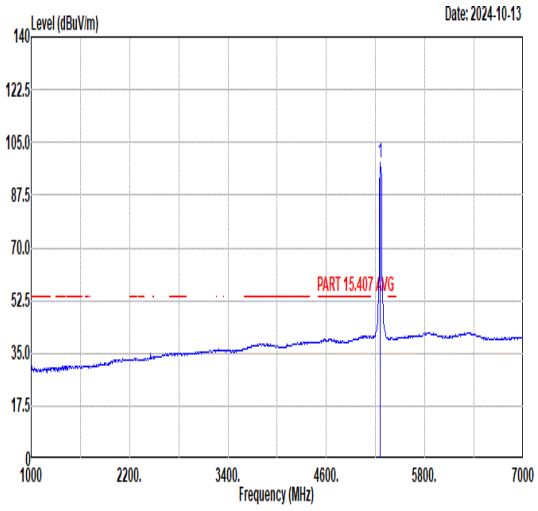 Freq Level Limit Line Margin Read Level Ant Factor Cable Loss Preamp Factor APos TPos Remark 1 5260.00 98.19 ------ ------ 87.98 34.71 8.09 32.59 100 55 AVERAGE

Mode	13	
	Band Edge - R	
	U-NII-2A_5.25-5.35_802.11ax HE20_CH52_Full RU_5260MHz	
ANT	CDD18+19	
Pol.	Horizontal	Fundamental
Peak	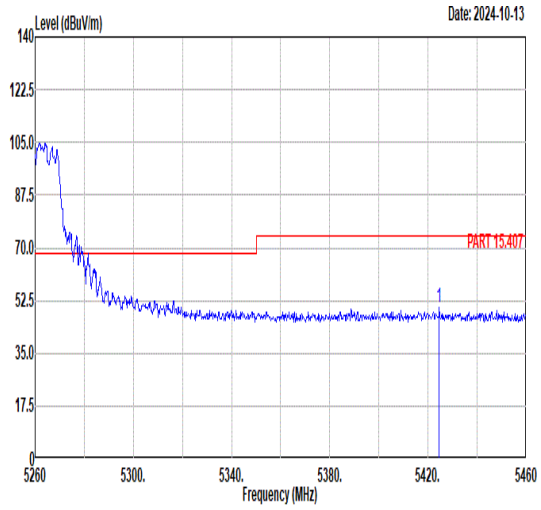 Freq Level Limit Line Margin Read Level Ant Factor Cable Loss Preamp Factor APos TPos Remark MHz dBuV/m dBuV/m dB dBuV dB/m dB dB cm deg 1 5424.60 49.96 74.00 -24.04 39.19 34.84 8.46 32.53 100 55 PEAK	Blank
Avg	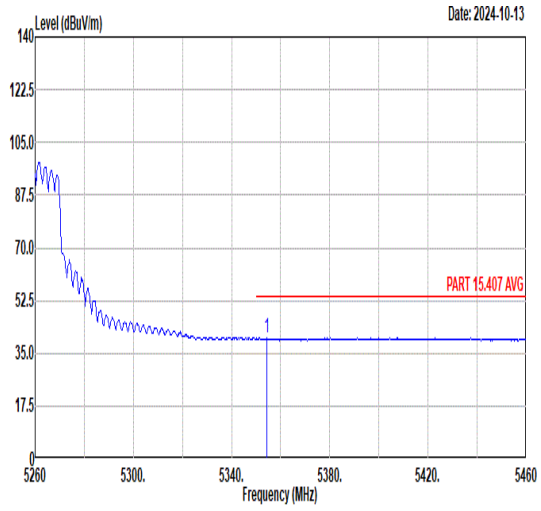 Freq Level Limit Line Margin Read Level Ant Factor Cable Loss Preamp Factor APos TPos Remark MHz dBuV/m dBuV/m dB dBuV dB/m dB dB cm deg 1 5354.40 40.06 54.00 -13.94 29.50 34.78 8.34 32.56 100 55 AVERAGE	Blank

Mode	13	
	Band Edge - L	
	U-NII-2A_5.25-5.35_802.11ax HE20_CH52_Full RU_5260MHz	
ANT	CDD18+19	
Pol.	Vertical	Fundamental
Peak	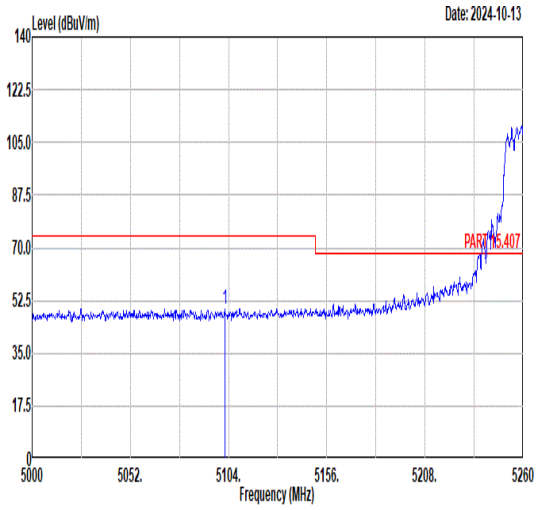 Freq Level Limit Line Margin Read Level Ant Factor Cable Loss Preamp Factor APos TPos Remark MHz dBuV/m dBuV/m dB dBuV dB/m dB dB cm deg 1 5101.92 49.92 74.00 -24.08 40.11 34.58 7.89 32.66 200 295 PEAK	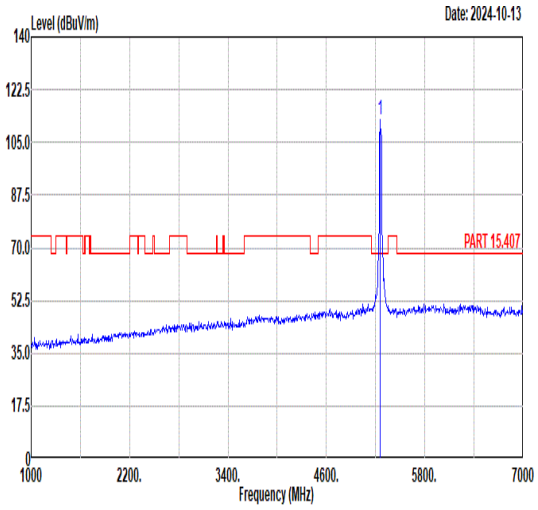 Freq Level Limit Line Margin Read Level Ant Factor Cable Loss Preamp Factor APos TPos Remark MHz dBuV/m dBuV/m dB dBuV dB/m dB dB cm deg 1 5260.00 112.36 ------ ------ 102.19 34.70 8.07 32.60 200 295 PEAK
Avg	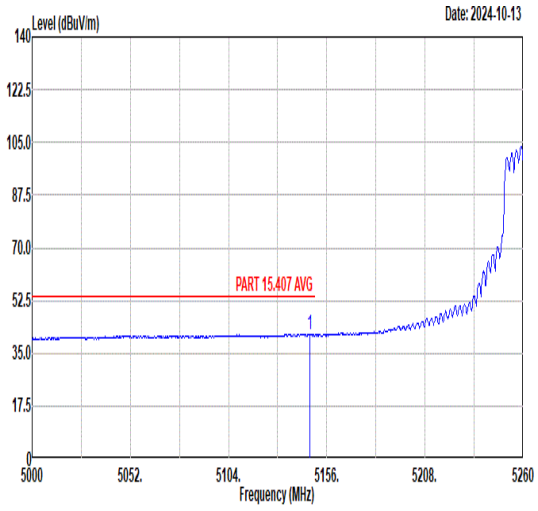 Freq Level Limit Line Margin Read Level Ant Factor Cable Loss Preamp Factor APos TPos Remark MHz dBuV/m dBuV/m dB dBuV dB/m dB dB cm deg 1 5146.90 41.17 54.00 -12.83 31.27 34.62 7.92 32.64 200 295 AVERAGE	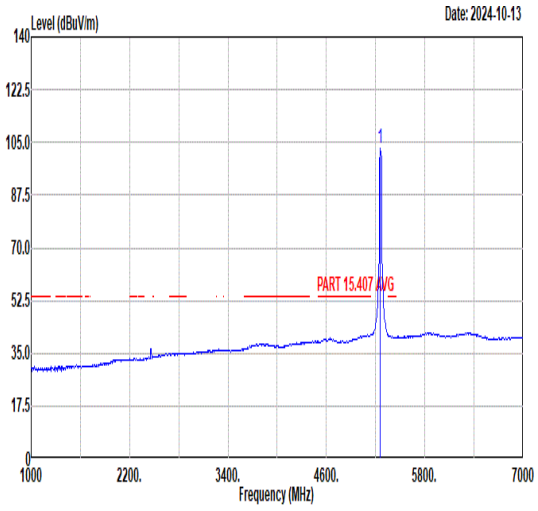 Freq Level Limit Line Margin Read Level Ant Factor Cable Loss Preamp Factor APos TPos Remark MHz dBuV/m dBuV/m dB dBuV dB/m dB dB cm deg 1 5260.00 103.16 ------ ------ 92.95 34.71 8.09 32.59 200 295 AVERAGE

Mode	13	
	Band Edge - R	
	U-NII-2A_5.25-5.35_802.11ax HE20_CH52_Full RU_5260MHz	
ANT	CDD18+19	
Pol.	Vertical	Fundamental
Peak	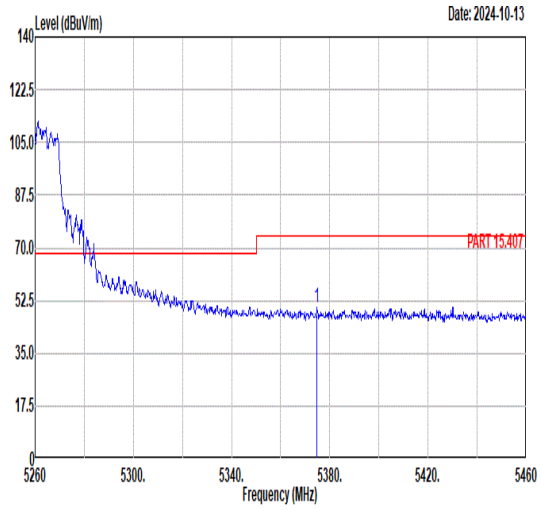 Limit Read Ant Cable Preamp APos TPos Freq Level Line Margin Level Factor Loss Factor Remark MHz dBuV/m dBuV/m dB dBuV dB/m dB dB cm deg 1 5374.80 50.44 74.00 -23.56 39.80 34.80 8.39 32.55 200 295 PEAK	Blank
Avg	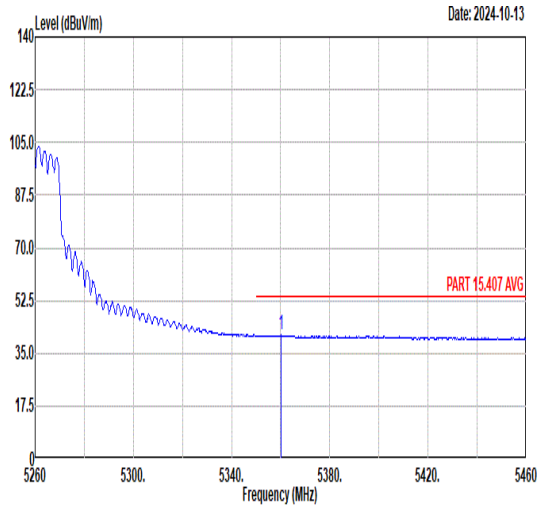 Limit Read Ant Cable Preamp APos TPos Freq Level Line Margin Level Factor Loss Factor Remark MHz dBuV/m dBuV/m dB dBuV dB/m dB dB cm deg 1 5360.20 41.05 54.00 -12.95 30.45 34.79 8.36 32.55 200 295 AVERAGE	Blank

Mode	13	
	Harmonic	
	U-NII-2A_5.25-5.35_802.11ax HE20_CH52_Full RU_5260MHz	
ANT	CDD18+19	
Pol.	Horizontal	Vertical
Peak Avg	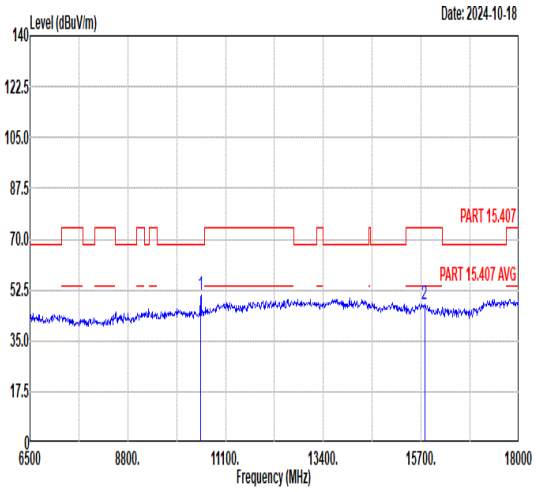 Freq Level Limit Line Margin Read Level Ant Factor Cable Loss Preamp Factor APos TPos Remark MHz dBuV/m dBuV/m dB dBuV dB/m dB dB cm deg 1 10520.00 50.81 68.30 -17.49 67.30 37.50 10.85 64.84 -- -- Peak 2 15780.00 47.67 74.00 -26.33 59.70 39.13 12.71 63.87 -- -- Peak	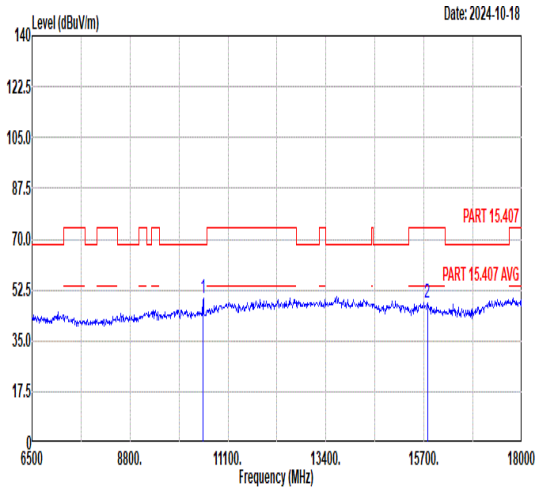 Freq Level Limit Line Margin Read Level Ant Factor Cable Loss Preamp Factor APos TPos Remark MHz dBuV/m dBuV/m dB dBuV dB/m dB dB cm deg 1 10520.00 49.70 68.30 -18.60 66.19 37.50 10.85 64.84 -- -- Peak 2 15780.00 47.86 74.00 -26.14 59.89 39.13 12.71 63.87 -- -- Peak

Mode	14	
	Harmonic	
	U-NII-2A_5.25-5.35_802.11ax HE20_CH60_Full RU_5300MHz	
ANT	CDD18+19	
Pol.	Horizontal	Vertical
Peak Avg	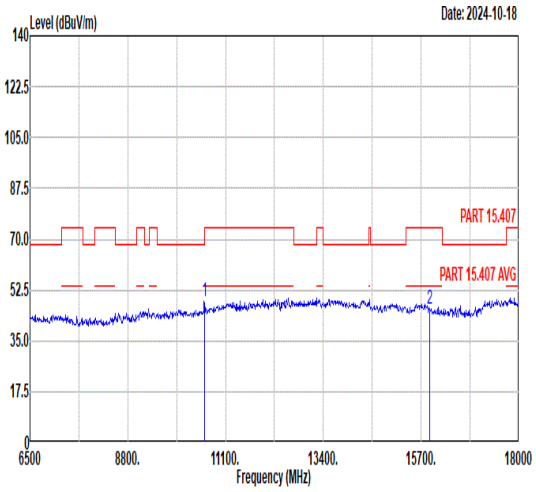 Freq Level Limit Line Margin Read Level Ant Factor Cable Loss Preamp Factor APos TPos Remark MHz dBuV/m dBuV/m dB dBuV dB/m dB dB cm deg 1 10600.00 48.74 74.00 -25.26 64.88 37.52 10.91 64.57 -- -- Peak 2 15900.00 45.89 74.00 -28.11 58.07 39.22 12.71 64.11 -- -- Peak	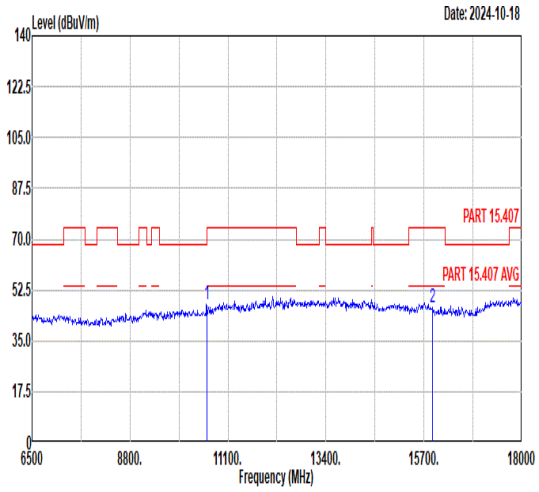 Freq Level Limit Line Margin Read Level Ant Factor Cable Loss Preamp Factor APos TPos Remark MHz dBuV/m dBuV/m dB dBuV dB/m dB dB cm deg 1 10600.00 47.53 74.00 -26.47 63.67 37.52 10.91 64.57 -- -- Peak 2 15900.00 46.34 74.00 -27.66 58.52 39.22 12.71 64.11 -- -- Peak

Mode	15	
	Band Edge	
	U-NII-2A_5.25-5.35_802.11ax HE20_CH64_Full RU_5320MHz	
ANT	CDD18+19	
Pol.	Horizontal	Fundamental
Peak	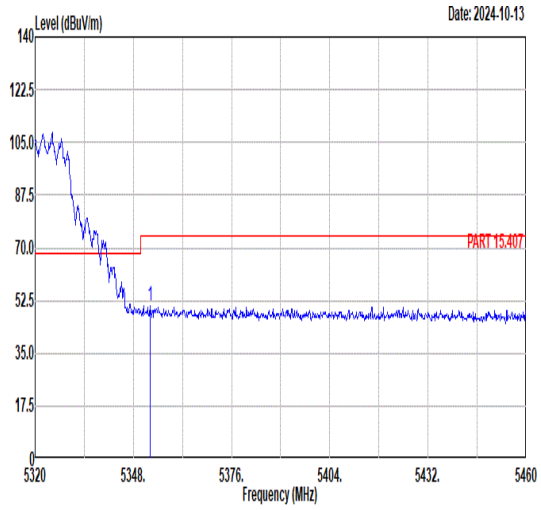 Freq Level Limit Line Margin Read Level Ant Factor Cable Loss Preamp Factor APos TPos Remark MHz dBuV/m dBuV/m dB dBuV dB/m dB dB cm deg 1 5352.90 50.97 74.00 -23.03 40.41 34.78 8.34 32.56 200 188 PEAK	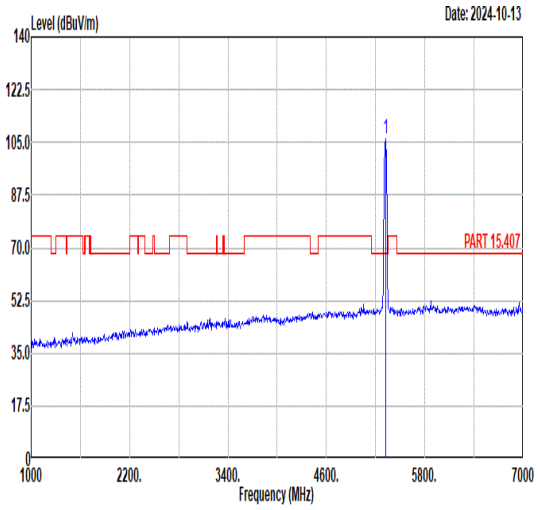 Freq Level Limit Line Margin Read Level Ant Factor Cable Loss Preamp Factor APos TPos Remark MHz dBuV/m dBuV/m dB dBuV dB/m dB dB cm deg 1 5320.00 106.41 ------ ------ 95.98 34.75 8.25 32.57 200 188 PEAK
Avg	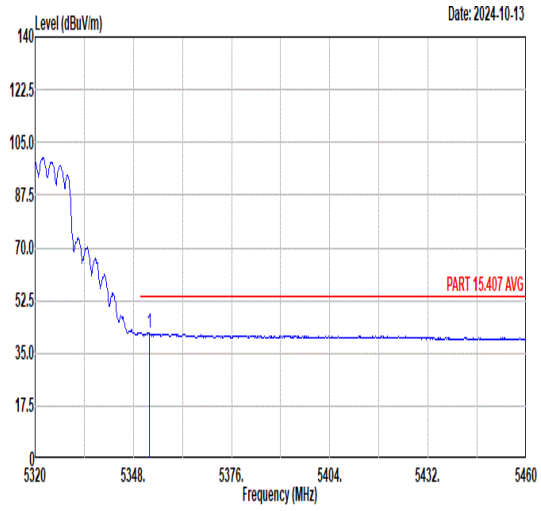 Freq Level Limit Line Margin Read Level Ant Factor Cable Loss Preamp Factor APos TPos Remark MHz dBuV/m dBuV/m dB dBuV dB/m dB dB cm deg 1 5352.48 41.76 54.00 -12.24 31.21 34.78 8.33 32.56 200 188 AVERAGE	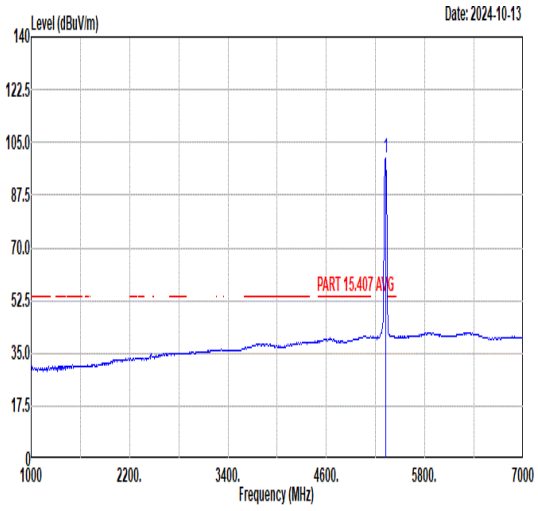 Freq Level Limit Line Margin Read Level Ant Factor Cable Loss Preamp Factor APos TPos Remark MHz dBuV/m dBuV/m dB dBuV dB/m dB dB cm deg 1 5320.00 99.62 ------ ------ 89.19 34.75 8.25 32.57 200 188 AVERAGE

Mode	15	
	Band Edge	
	U-NII-2A_5.25-5.35_802.11ax HE20_CH64_Full RU_5320MHz	
ANT	CDD18+19	
Pol.	Vertical	Fundamental
Peak	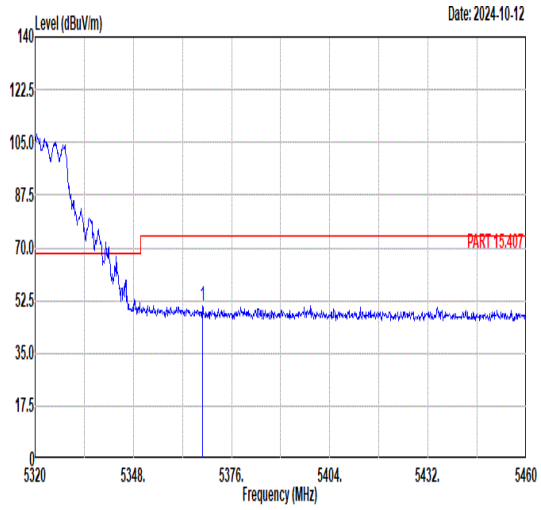 Freq Level Limit Line Margin Read Level Ant Factor Cable Loss Preamp Factor APos TPos Remark MHz dBuV/m dBuV/m dB dBuV dB/m dB dB cm deg 1 5367.74 50.93 74.00 -23.07 40.31 34.79 8.38 32.55 400 256 PEAK	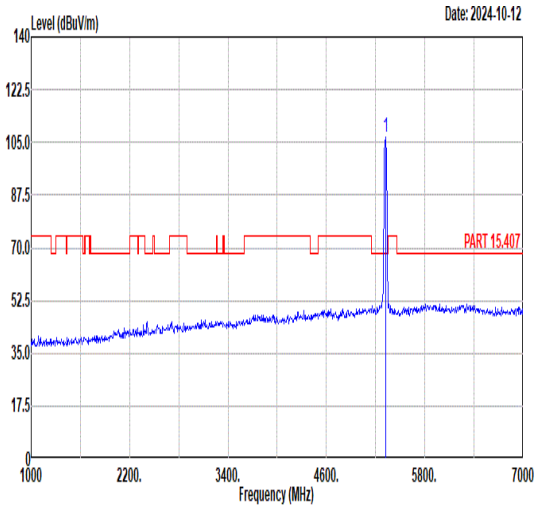 Freq Level Limit Line Margin Read Level Ant Factor Cable Loss Preamp Factor APos TPos Remark MHz dBuV/m dBuV/m dB dBuV dB/m dB dB cm deg 1 5320.00 106.60 ------ ------ 96.17 34.75 8.25 32.57 400 256 PEAK
Avg	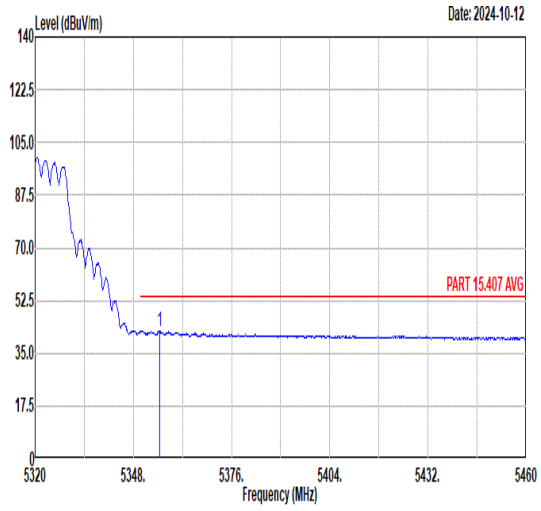 Freq Level Limit Line Margin Read Level Ant Factor Cable Loss Preamp Factor APos TPos Remark MHz dBuV/m dBuV/m dB dBuV dB/m dB dB cm deg 1 5355.56 42.32 54.00 -11.68 31.75 34.78 8.34 32.55 400 256 AVERAGE	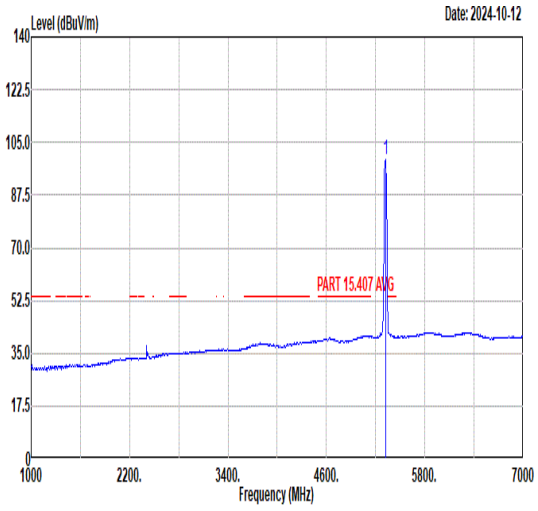 Freq Level Limit Line Margin Read Level Ant Factor Cable Loss Preamp Factor APos TPos Remark MHz dBuV/m dBuV/m dB dBuV dB/m dB dB cm deg 1 5320.00 99.38 ------ ------ 88.95 34.75 8.25 32.57 400 256 AVERAGE

Mode	15	
	Harmonic	
	U-NII-2A_5.25-5.35_802.11ax HE20_CH64_Full RU_5320MHz	
ANT	CDD18+19	
Pol.	Horizontal	Vertical
Peak Avg	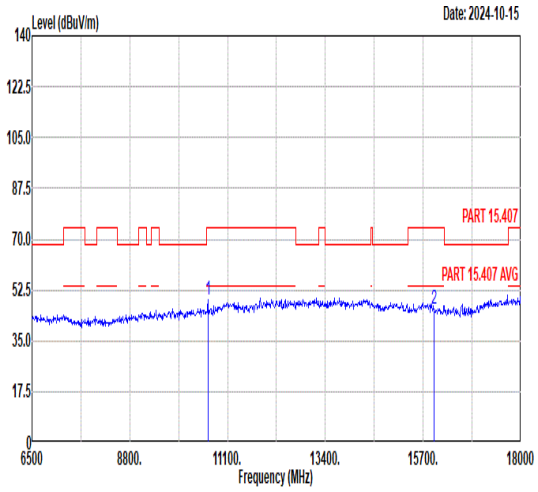 Freq Level Limit Line Margin Read Level Ant Factor Cable Loss Preamp Factor APos TPos Remark MHz dBuV/m dBuV/m dB dBuV dB/m dB dB cm deg 1 10640.00 49.39 74.00 -24.61 65.35 37.53 10.94 64.43 -- -- Peak 2 15960.00 46.12 74.00 -27.88 58.38 39.27 12.70 64.23 -- -- Peak	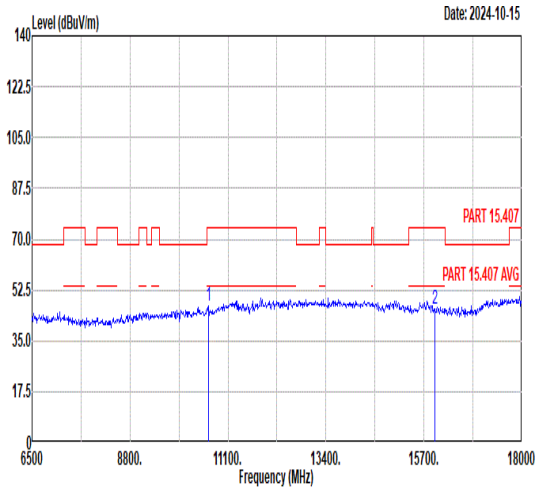 Freq Level Limit Line Margin Read Level Ant Factor Cable Loss Preamp Factor APos TPos Remark MHz dBuV/m dBuV/m dB dBuV dB/m dB dB cm deg 1 10640.00 46.85 74.00 -27.15 62.81 37.53 10.94 64.43 -- -- Peak 2 15960.00 46.23 74.00 -27.77 58.49 39.27 12.70 64.23 -- -- Peak

Mode	16	
	Band Edge	
	U-NII-2C_5.47-5.725_802.11ax HE20_CH100_Full RU_5500MHz	
ANT	CDD18+19	
Pol.	Horizontal	Fundamental
Peak	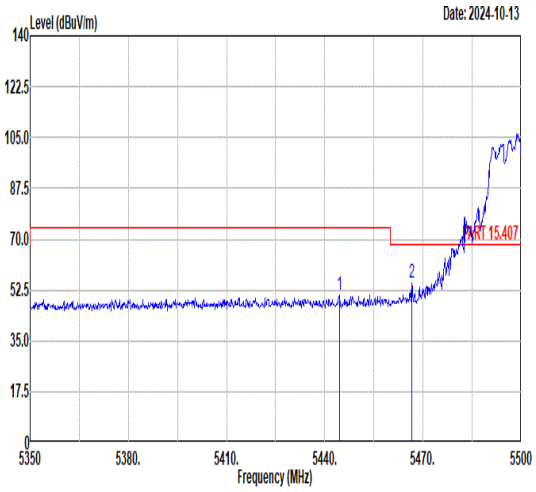 Freq Level Limit Line Margin Read Level Ant Factor Cable Loss Preamp Factor APos TPos Remark MHz dBuV/m dBuV/m dB dBuV dB/m dB dB cm deg 1 5444.50 50.50 74.00 -23.50 39.74 34.85 8.43 32.52 100 53 PEAK 2 5466.55 54.99 68.30 -13.31 44.23 34.87 8.40 32.51 100 53 PEAK	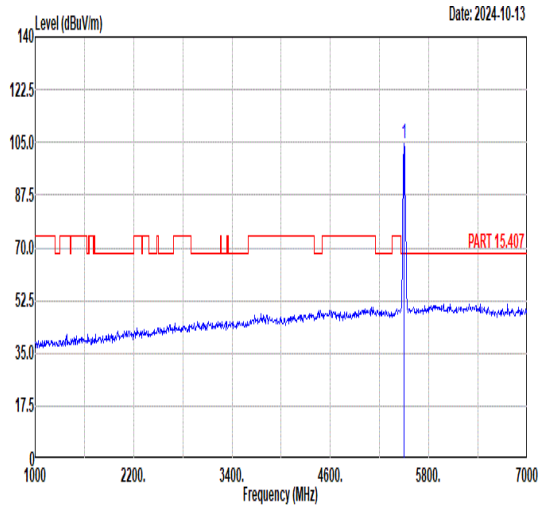 Freq Level Limit Line Margin Read Level Ant Factor Cable Loss Preamp Factor APos TPos Remark MHz dBuV/m dBuV/m dB dBuV dB/m dB dB cm deg 1 5500.00 104.66 ------ ------ 93.90 34.90 8.36 32.50 100 53 PEAK
Avg	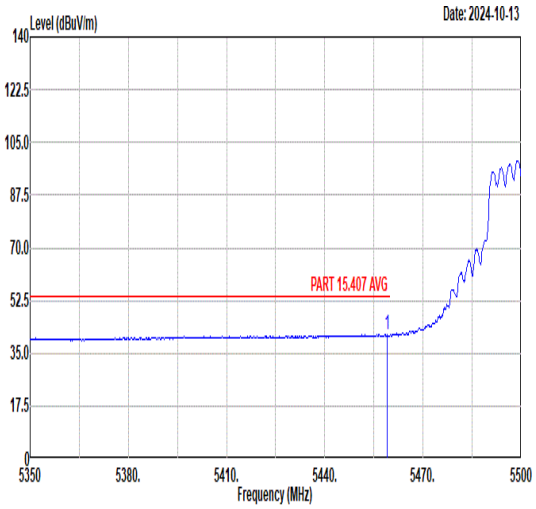 Freq Level Limit Line Margin Read Level Ant Factor Cable Loss Preamp Factor APos TPos Remark MHz dBuV/m dBuV/m dB dBuV dB/m dB dB cm deg 1 5459.05 41.20 54.00 -12.80 30.44 34.86 8.41 32.51 100 53 AVERAGE	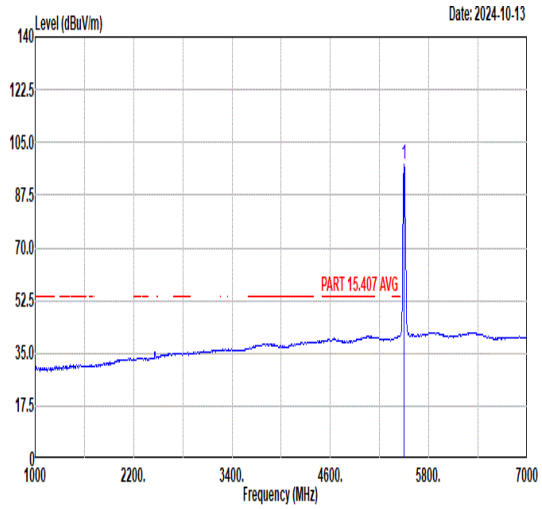 Freq Level Limit Line Margin Read Level Ant Factor Cable Loss Preamp Factor APos TPos Remark MHz dBuV/m dBuV/m dB dBuV dB/m dB dB cm deg 1 5500.00 97.81 ------ ------ 87.05 34.90 8.36 32.50 100 53 AVERAGE

Mode	16	
	Band Edge	
	U-NII-2C_5.47-5.725_802.11ax HE20_CH100_Full RU_5500MHz	
ANT	CDD18+19	
Pol.	Vertical	Fundamental
Peak	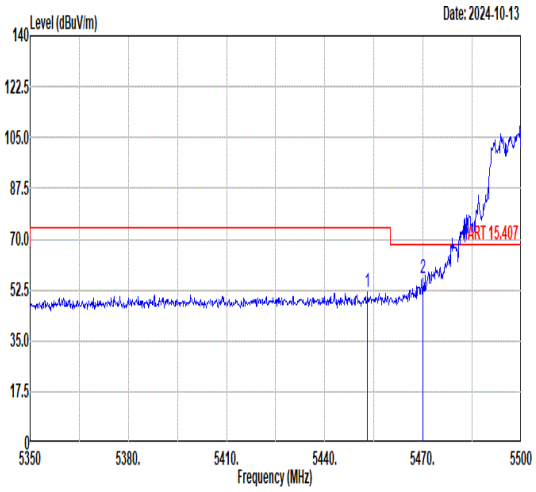 Freq Level Limit Line Margin Read Level Ant Factor Cable Loss Preamp Factor APos TPos Remark MHz dBuV/m dBuV/m dB dBuV dB/m dB dB cm deg 1 5453.05 51.54 74.00 -22.46 40.77 34.86 8.42 32.51 300 333 PEAK 2 5470.00 56.62 68.30 -11.68 45.86 34.87 8.40 32.51 300 333 PEAK	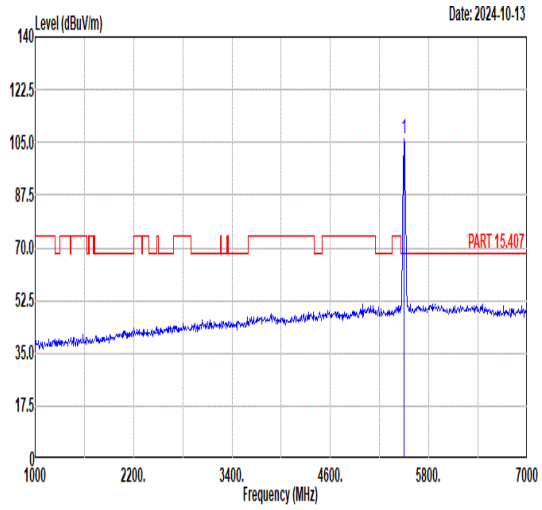 Freq Level Limit Line Margin Read Level Ant Factor Cable Loss Preamp Factor APos TPos Remark MHz dBuV/m dBuV/m dB dBuV dB/m dB dB cm deg 1 5500.00 106.28 ------ ------ 95.52 34.90 8.36 32.50 300 333 PEAK
Avg	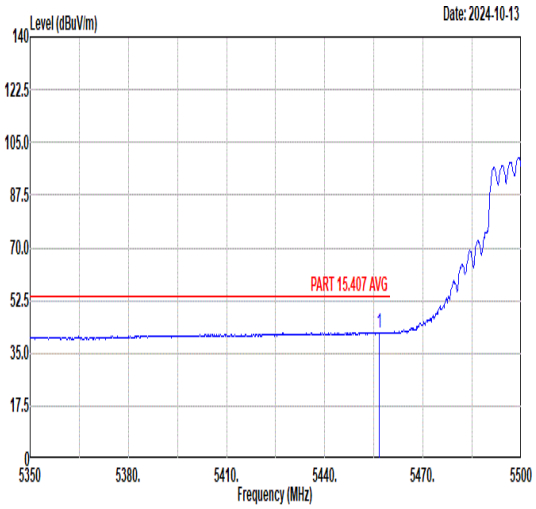 Freq Level Limit Line Margin Read Level Ant Factor Cable Loss Preamp Factor APos TPos Remark MHz dBuV/m dBuV/m dB dBuV dB/m dB dB cm deg 1 5456.65 41.95 54.00 -12.05 31.19 34.86 8.41 32.51 300 333 AVERAGE	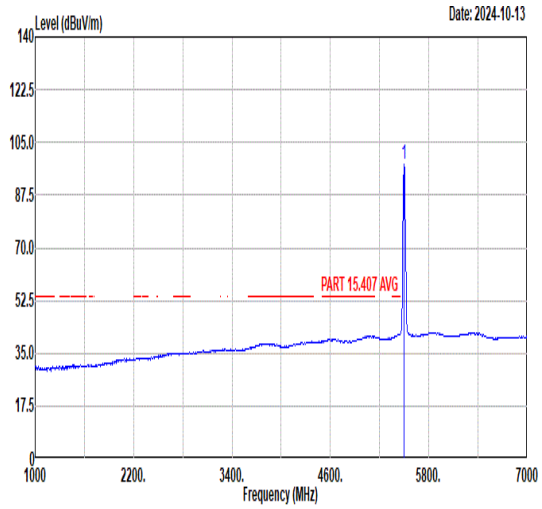 Freq Level Limit Line Margin Read Level Ant Factor Cable Loss Preamp Factor APos TPos Remark MHz dBuV/m dBuV/m dB dBuV dB/m dB dB cm deg 1 5500.00 97.87 ------ ------ 87.11 34.90 8.36 32.50 300 333 AVERAGE

Mode	16	
	Harmonic	
	U-NII-2C_5.47-5.725_802.11ax HE20_CH100_Full RU_5500MHz	
ANT	CDD18+19	
Pol.	Horizontal	Vertical
Peak Avg	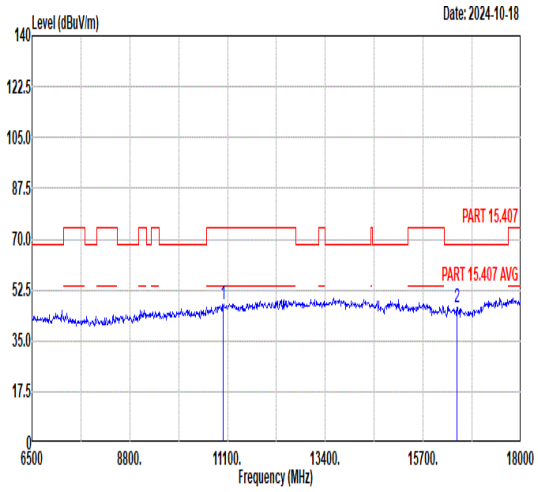 Freq Level Limit Line Margin Read Level Ant Factor Cable Loss Preamp Factor APos TPos Remark MHz dBuV/m dBuV/m dB dBuV dB/m dB dB cm deg 1 11000.00 47.63 74.00 -26.37 62.02 37.60 11.21 63.20 -- -- Peak 2 16500.00 46.27 68.30 -22.03 58.95 39.50 12.91 65.09 -- -- Peak	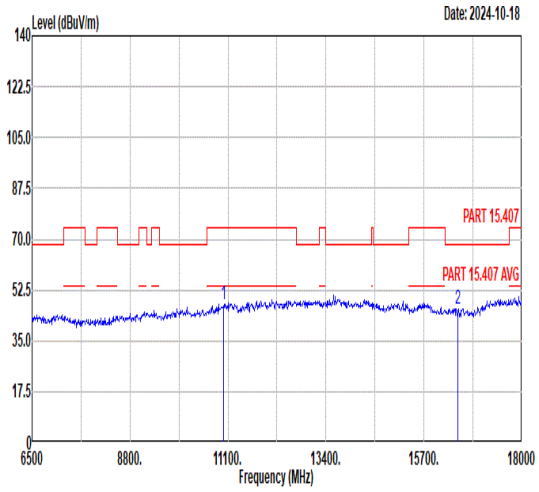 Freq Level Limit Line Margin Read Level Ant Factor Cable Loss Preamp Factor APos TPos Remark MHz dBuV/m dBuV/m dB dBuV dB/m dB dB cm deg 1 11000.00 47.64 74.00 -26.36 62.03 37.60 11.21 63.20 -- -- Peak 2 16500.00 46.03 68.30 -22.27 58.71 39.50 12.91 65.09 -- -- Peak

Mode	17	
	Harmonic	
	U-NII-2C_5.47-5.725_802.11ax HE20_CH116_Full RU_5580MHz	
ANT	CDD18+19	
Pol.	Horizontal	Vertical
Peak Avg	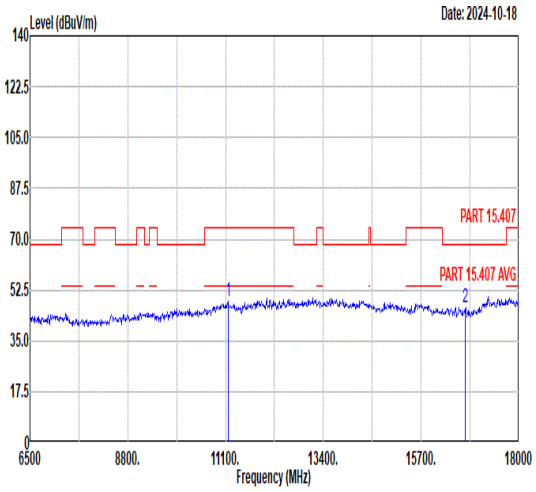 Freq Level Limit Line Margin Read Level Ant Factor Cable Loss Preamp Factor APos TPos Remark MHz dBuV/m dBuV/m dB dBuV dB/m dB dB cm deg 1 11160.00 48.50 74.00 -25.50 62.65 37.66 11.29 63.10 -- -- Peak 2 16740.00 46.39 68.30 -21.91 58.79 39.69 13.01 65.10 -- -- Peak	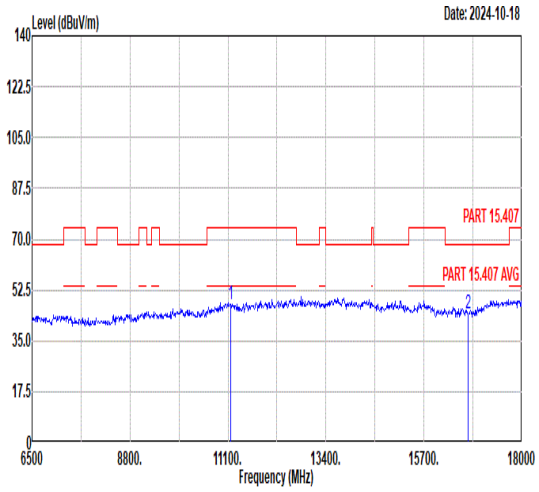 Freq Level Limit Line Margin Read Level Ant Factor Cable Loss Preamp Factor APos TPos Remark MHz dBuV/m dBuV/m dB dBuV dB/m dB dB cm deg 1 11160.00 47.64 74.00 -26.36 61.79 37.66 11.29 63.10 -- -- Peak 2 16740.00 44.60 68.30 -23.70 57.00 39.69 13.01 65.10 -- -- Peak

Mode	18	
	Band Edge	
	U-NII-2C_5.47-5.725_802.11ax HE20_CH140_Full RU_5700MHz	
ANT	CDD18+19	
Pol.	Horizontal	Fundamental
Peak	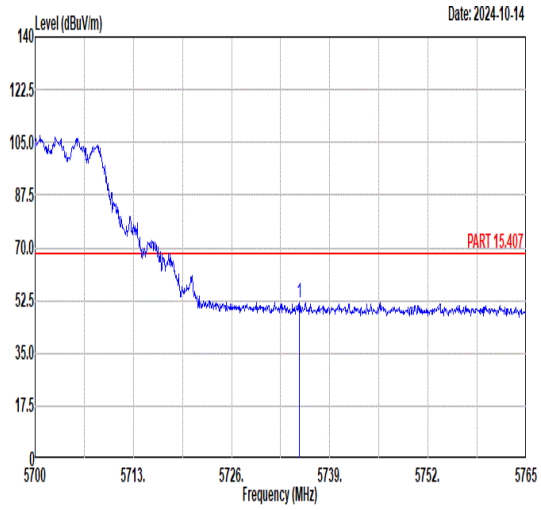 Freq Level Limit Line Margin Read Level Ant Factor Cable Loss Preamp Factor APos TPos Remark MHz dBuV/m dBuV/m dB dBuV dB/m dB dB cm deg 1 5734.97 51.95 68.30 -16.35 40.70 35.04 8.71 32.50 100 58 PEAK	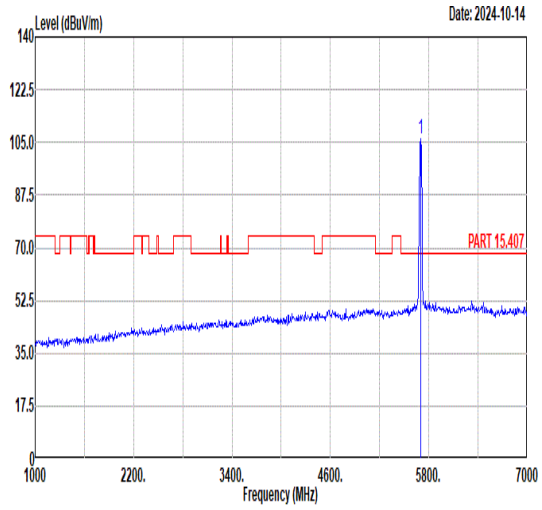 Freq Level Limit Line Margin Read Level Ant Factor Cable Loss Preamp Factor APos TPos Remark MHz dBuV/m dBuV/m dB dBuV dB/m dB dB cm deg 1 5700.00 106.05 ------ ------ 94.96 35.02 8.57 32.50 100 58 PEAK
Avg	Blank	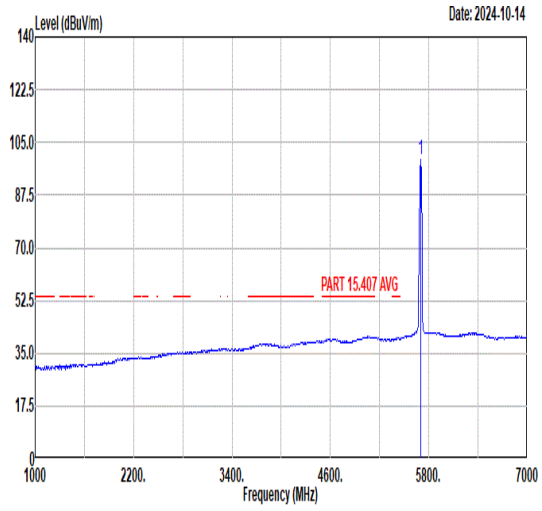 Freq Level Limit Line Margin Read Level Ant Factor Cable Loss Preamp Factor APos TPos Remark MHz dBuV/m dBuV/m dB dBuV dB/m dB dB cm deg 1 5700.00 99.29 ------ ------ 88.20 35.02 8.57 32.50 100 58 AVERAGE

Mode	18	
	Band Edge	
	U-NII-2C_5.47-5.725_802.11ax HE20_CH140_Full RU_5700MHz	
ANT	CDD18+19	
Pol.	Vertical	Fundamental
Peak	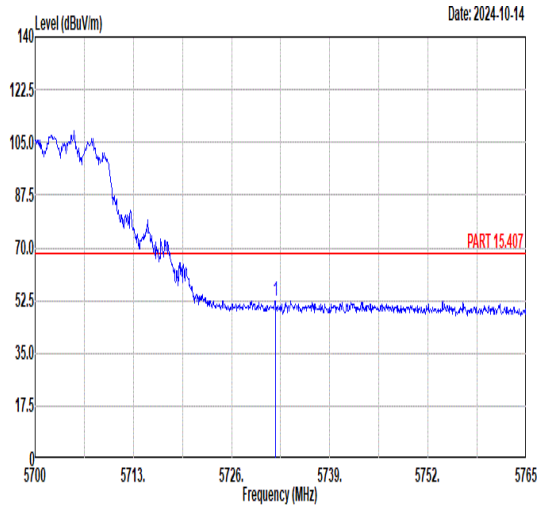 Freq Level Limit Line Margin Read Level Ant Factor Cable Loss Preamp Factor APos TPos Remark MHz dBuV/m dBuV/m dB dBuV dB/m dB dB cm deg 1 5731.79 52.47 68.30 -15.83 41.23 35.04 8.70 32.50 200 278 PEAK	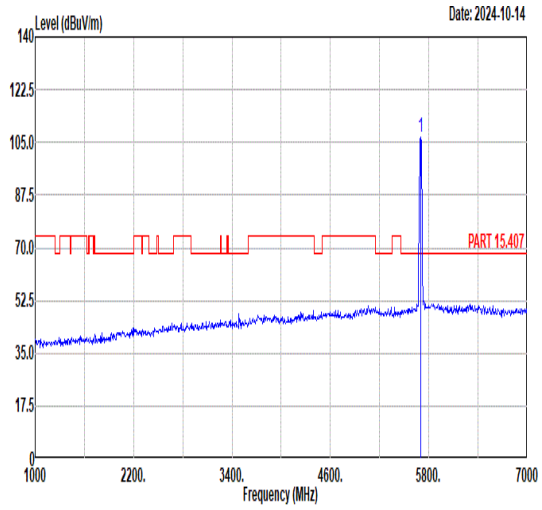 Freq Level Limit Line Margin Read Level Ant Factor Cable Loss Preamp Factor APos TPos Remark MHz dBuV/m dBuV/m dB dBuV dB/m dB dB cm deg 1 5700.00 106.91 ------ ------ 95.82 35.02 8.57 32.50 200 278 PEAK
Avg	Blank	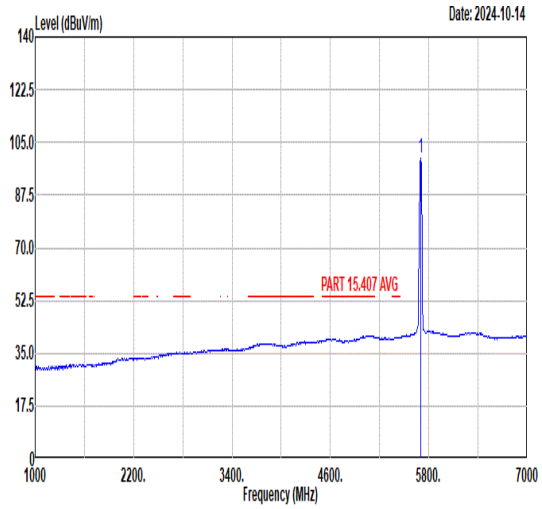 Freq Level Limit Line Margin Read Level Ant Factor Cable Loss Preamp Factor APos TPos Remark MHz dBuV/m dBuV/m dB dBuV dB/m dB dB cm deg 1 5700.00 99.91 ------ ------ 88.82 35.02 8.57 32.50 200 278 AVERAGE

Mode	18	
	Harmonic	
	U-NII-2C_5.47-5.725_802.11ax HE20_CH140_Full RU_5700MHz	
ANT	CDD18+19	
Pol.	Horizontal	Vertical
Peak Avg	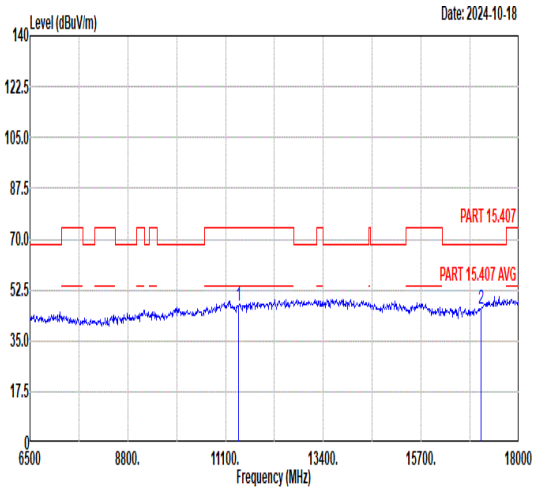 Freq Level Limit Line Margin Read Level Ant Factor Cable Loss Preamp Factor APos TPos Remark MHz dBuV/m dBuV/m dB dBuV dB/m dB dB cm deg 1 11400.00 47.08 74.00 -26.92 60.87 37.76 11.41 62.96 -- -- Peak 2 17100.00 46.08 68.30 -22.22 58.06 40.06 13.14 65.18 -- -- Peak	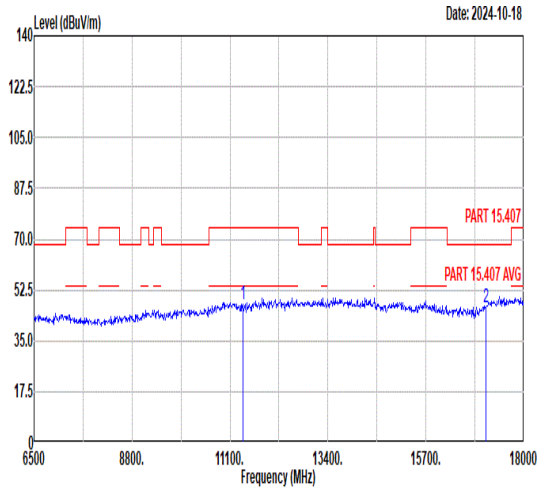 Freq Level Limit Line Margin Read Level Ant Factor Cable Loss Preamp Factor APos TPos Remark MHz dBuV/m dBuV/m dB dBuV dB/m dB dB cm deg 1 11400.00 47.34 74.00 -26.66 61.13 37.76 11.41 62.96 -- -- Peak 2 17100.00 46.45 68.30 -21.85 58.43 40.06 13.14 65.18 -- -- Peak

Mode	19	
	Band Edge - L	
	U-NII-1_5.15-5.25_802.11ax HE40_CH38_Full RU_5190MHz	
ANT	CDD18+19	
Pol.	Horizontal	Fundamental
Peak	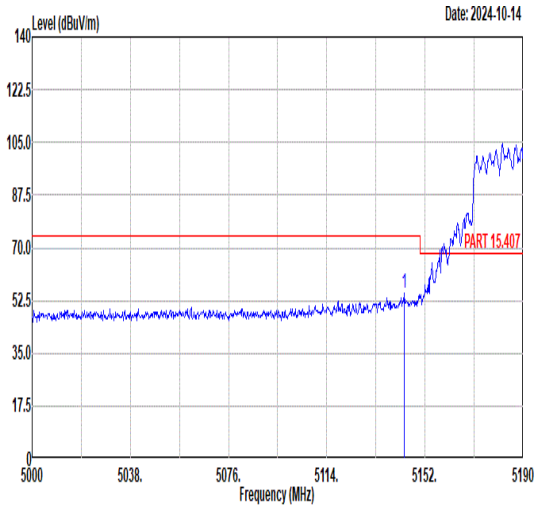 Freq Level Limit Line Margin Read Level Ant Factor Cable Loss Preamp Factor APos TPos Remark MHz dBuV/m dBuV/m dB dBuV dB/m dB dB cm deg 1 5143.83 55.06 74.00 -18.94 45.17 34.62 7.91 32.64 200 47 PEAK	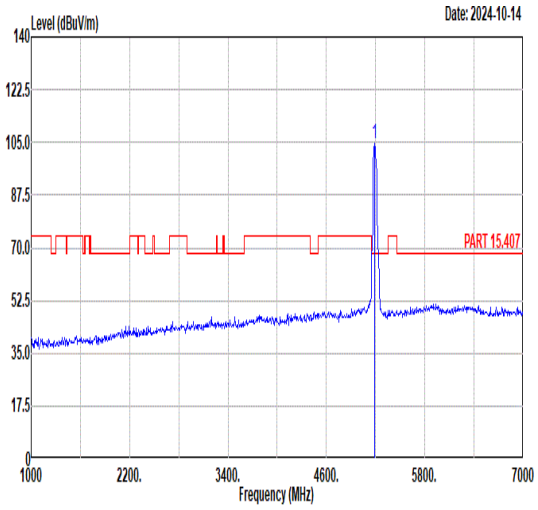 Freq Level Limit Line Margin Read Level Ant Factor Cable Loss Preamp Factor APos TPos Remark MHz dBuV/m dBuV/m dB dBuV dB/m dB dB cm deg 1 5190.00 104.39 ------ ------ 94.42 34.65 7.94 32.62 200 47 PEAK
Avg	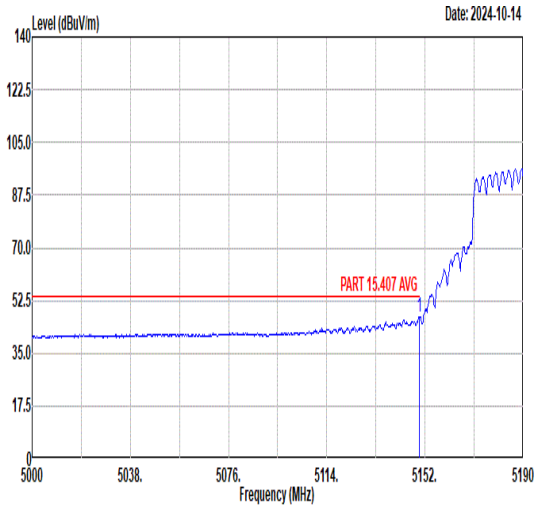 Freq Level Limit Line Margin Read Level Ant Factor Cable Loss Preamp Factor APos TPos Remark MHz dBuV/m dBuV/m dB dBuV dB/m dB dB cm deg 1 5149.91 47.06 54.00 -6.94 37.16 34.62 7.92 32.64 200 47 AVERAGE	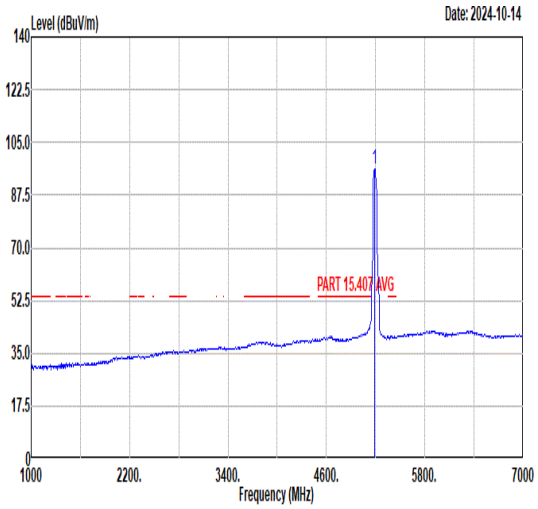 Freq Level Limit Line Margin Read Level Ant Factor Cable Loss Preamp Factor APos TPos Remark MHz dBuV/m dBuV/m dB dBuV dB/m dB dB cm deg 1 5190.00 96.09 ------ ------ 86.12 34.65 7.94 32.62 200 47 AVERAGE

Mode	19	
	Band Edge - R	
	U-NII-1_5.15-5.25_802.11ax HE40_CH38_Full RU_5190MHz	
ANT	CDD18+19	
Pol.	Horizontal	Fundamental
Peak	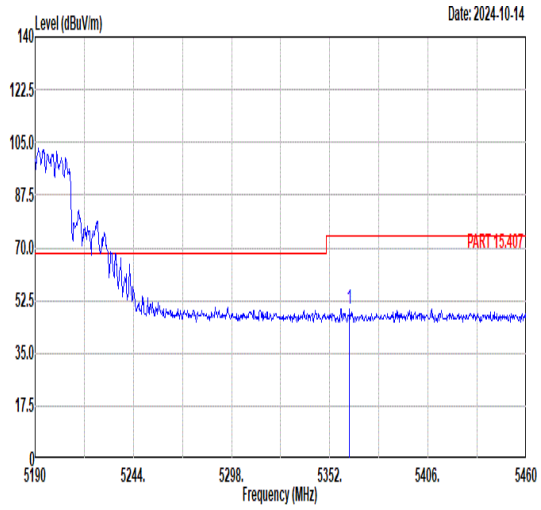 Freq Level Limit Line Margin Read Level Ant Factor Cable Loss Preamp Factor APos TPos Remark MHz dBuV/m dBuV/m dB dBuV dB/m dB dB cm deg 1 5362.80 49.86 74.00 -24.14 39.26 34.79 8.36 32.55 200 47 PEAK	Blank
Avg	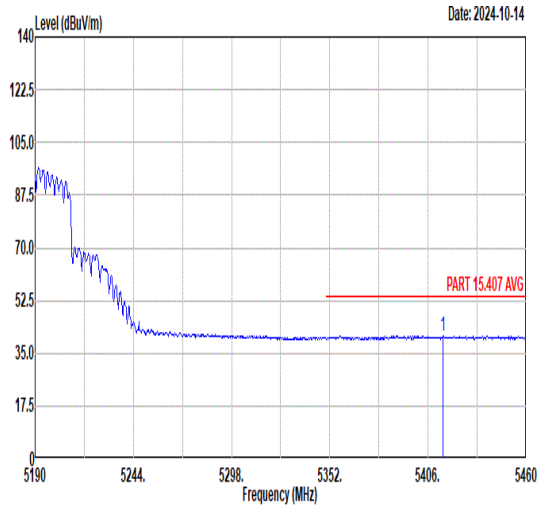 Freq Level Limit Line Margin Read Level Ant Factor Cable Loss Preamp Factor APos TPos Remark MHz dBuV/m dBuV/m dB dBuV dB/m dB dB cm deg 1 5414.37 40.67 54.00 -13.33 29.90 34.83 8.47 32.53 200 47 AVERAGE	Blank

Mode	19	
	Band Edge - L	
	U-NII-1_5.15-5.25_802.11ax HE40_CH38_Full RU_5190MHz	
ANT	CDD18+19	
Pol.	Vertical	Fundamental
Peak	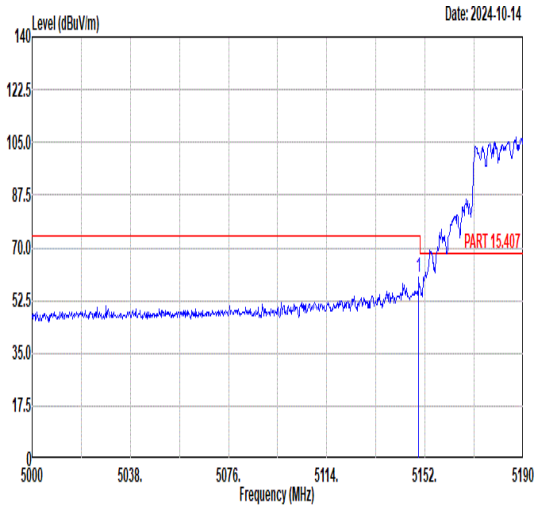 Freq Level Limit Line Margin Read Level Ant Factor Cable Loss Preamp Factor APos TPos Remark MHz dBuV/m dBuV/m dB dBuV dB/m dB dB cm deg 1 5149.53 60.21 74.00 -13.79 50.31 34.62 7.92 32.64 300 292 PEAK	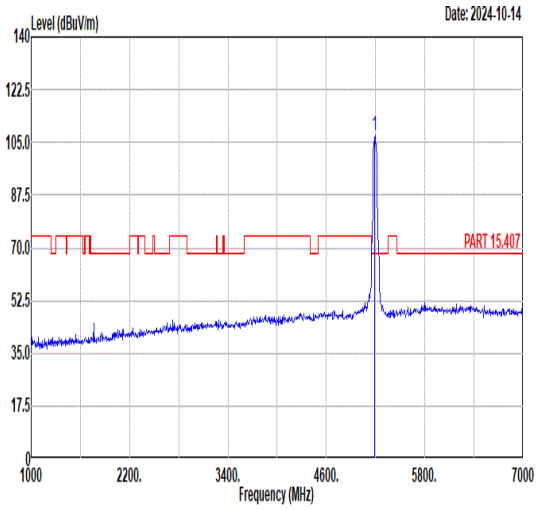 Freq Level Limit Line Margin Read Level Ant Factor Cable Loss Preamp Factor APos TPos Remark MHz dBuV/m dBuV/m dB dBuV dB/m dB dB cm deg 1 5190.00 107.11 ------ ------ 97.12 34.66 7.95 32.62 300 292 PEAK
Avg	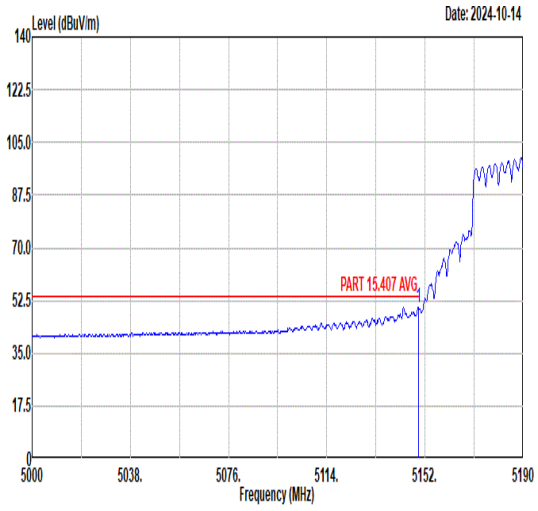 Freq Level Limit Line Margin Read Level Ant Factor Cable Loss Preamp Factor APos TPos Remark MHz dBuV/m dBuV/m dB dBuV dB/m dB dB cm deg 1 5149.53 50.02 54.00 -3.98 40.12 34.62 7.92 32.64 300 292 AVERAGE	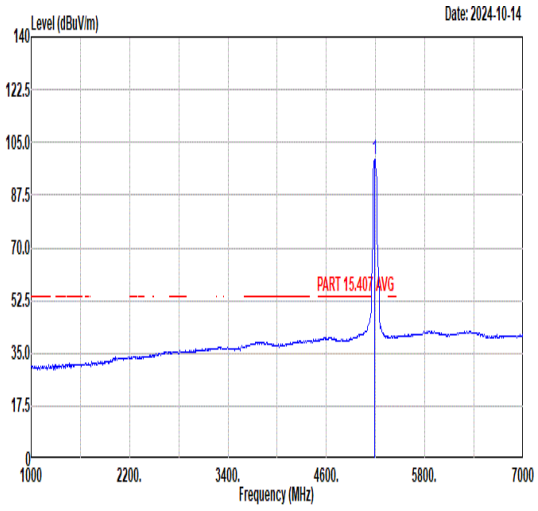 Freq Level Limit Line Margin Read Level Ant Factor Cable Loss Preamp Factor APos TPos Remark MHz dBuV/m dBuV/m dB dBuV dB/m dB dB cm deg 1 5190.00 99.52 ------ ------ 89.55 34.65 7.94 32.62 300 292 AVERAGE

Mode	19	
	Band Edge - R	
	U-NII-1_5.15-5.25_802.11ax HE40_CH38_Full RU_5190MHz	
ANT	CDD18+19	
Pol.	Vertical	Fundamental
Peak	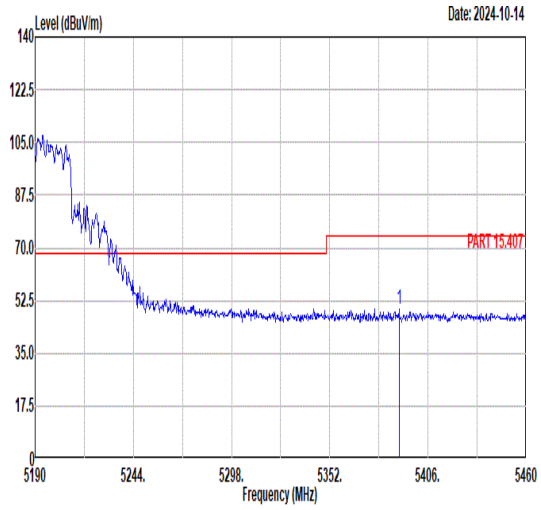 Limit Read Ant Cable Preamp APos TPos Freq Level Line Margin Level Factor Loss Factor Remark MHz dBuV/m dBuV/m dB dBuV dB/m dB dB cm deg 1 5390.07 49.82 74.00 -24.18 39.12 34.81 8.43 32.54 300 292 PEAK	Blank
Avg	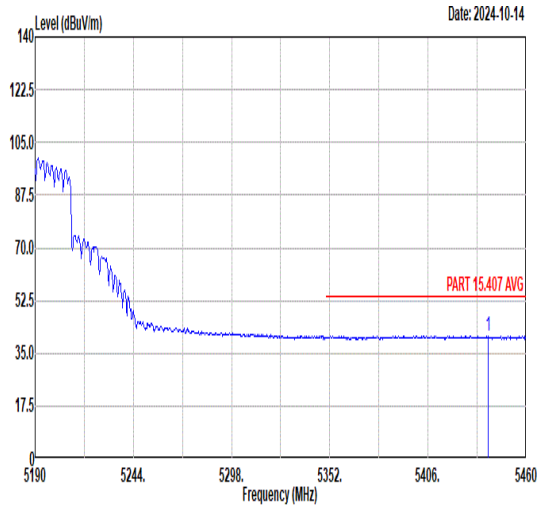 Limit Read Ant Cable Preamp APos TPos Freq Level Line Margin Level Factor Loss Factor Remark MHz dBuV/m dBuV/m dB dBuV dB/m dB dB cm deg 1 5438.94 40.80 54.00 -13.20 30.03 34.85 8.44 32.52 300 292 AVERAGE	Blank

Mode	19	
	Harmonic	
	U-NII-1_5.15-5.25_802.11ax HE40_CH38_Full RU_5190MHz	
ANT	CDD18+19	
Pol.	Horizontal	Vertical
Peak Avg	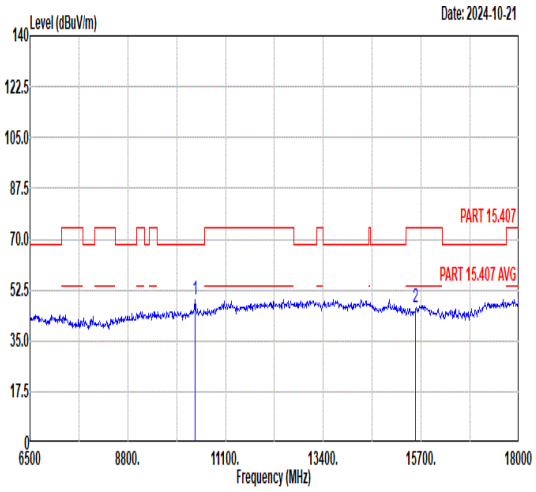 Freq Level Limit Line Margin Read Level Ant Factor Cable Loss Preamp Factor APos TPos Remark MHz dBuV/m dBuV/m dB dBuV dB/m dB dB cm deg 1 10380.00 49.39 68.30 -18.91 65.92 37.36 10.74 64.63 -- -- Peak 2 15570.00 46.49 74.00 -27.51 58.25 38.96 12.72 63.44 -- -- Peak	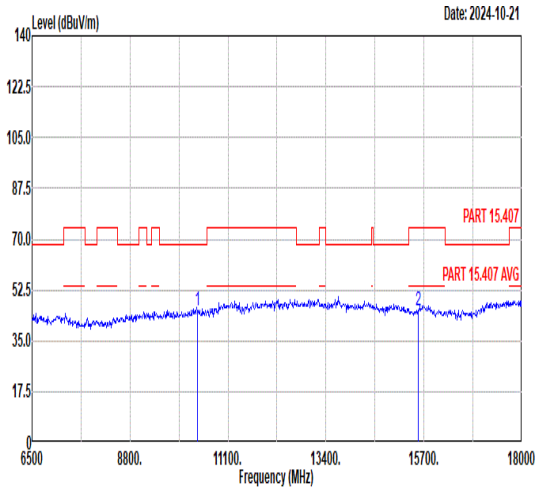 Freq Level Limit Line Margin Read Level Ant Factor Cable Loss Preamp Factor APos TPos Remark MHz dBuV/m dBuV/m dB dBuV dB/m dB dB cm deg 1 10380.00 45.69 68.30 -22.61 62.22 37.36 10.74 64.63 -- -- Peak 2 15570.00 45.66 74.00 -28.34 57.42 38.96 12.72 63.44 -- -- Peak

Mode	20	
	Band Edge - L	
	U-NII-1_5.15-5.25_802.11ax HE40_CH46_Full RU_5230MHz	
ANT	CDD18+19	
Pol.	Horizontal	Fundamental
Peak	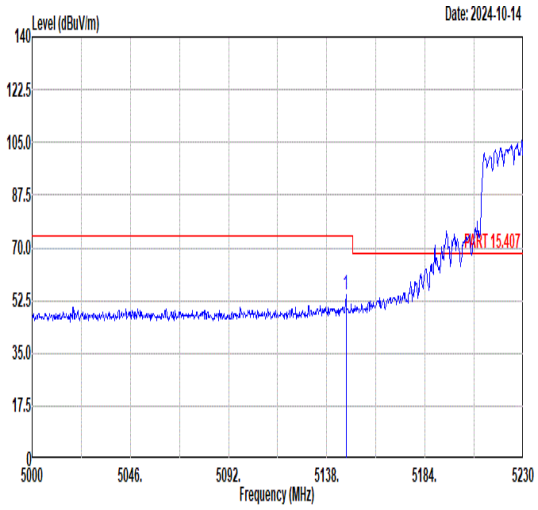 Freq Level Limit Line Margin Read Level Ant Factor Cable Loss Preamp Factor APos TPos Remark MHz dBuV/m dBuV/m dB dBuV dB/m dB dB cm deg 1 5146.97 54.62 74.00 -19.38 44.72 34.62 7.92 32.64 208 51 PEAK	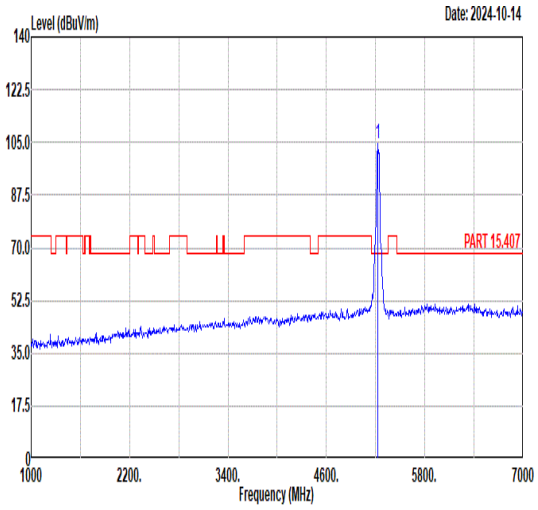 Freq Level Limit Line Margin Read Level Ant Factor Cable Loss Preamp Factor APos TPos Remark MHz dBuV/m dBuV/m dB dBuV dB/m dB dB cm deg 1 5230.00 104.35 ------ ------ 94.27 34.68 8.01 32.61 208 51 PEAK
Avg	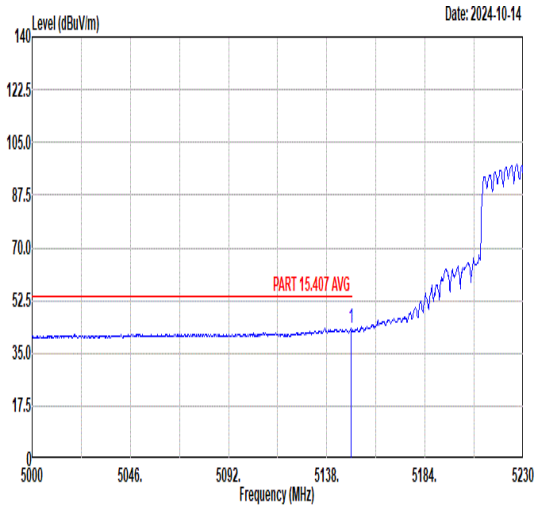 Freq Level Limit Line Margin Read Level Ant Factor Cable Loss Preamp Factor APos TPos Remark MHz dBuV/m dBuV/m dB dBuV dB/m dB dB cm deg 1 5149.27 43.20 54.00 -10.80 33.30 34.62 7.92 32.64 208 51 AVERAGE	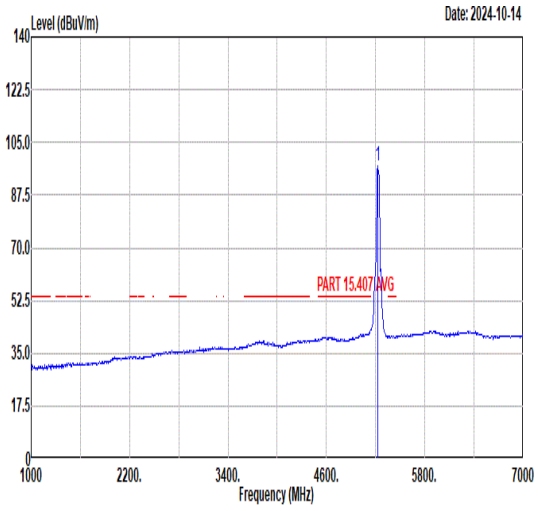 Freq Level Limit Line Margin Read Level Ant Factor Cable Loss Preamp Factor APos TPos Remark MHz dBuV/m dBuV/m dB dBuV dB/m dB dB cm deg 1 5230.00 97.06 ------ ------ 86.98 34.68 8.01 32.61 208 51 AVERAGE

Mode	20	
	Band Edge - R	
	U-NII-1_5.15-5.25_802.11ax HE40_CH46_Full RU_5230MHz	
ANT	CDD18+19	
Pol.	Horizontal	Fundamental
Peak	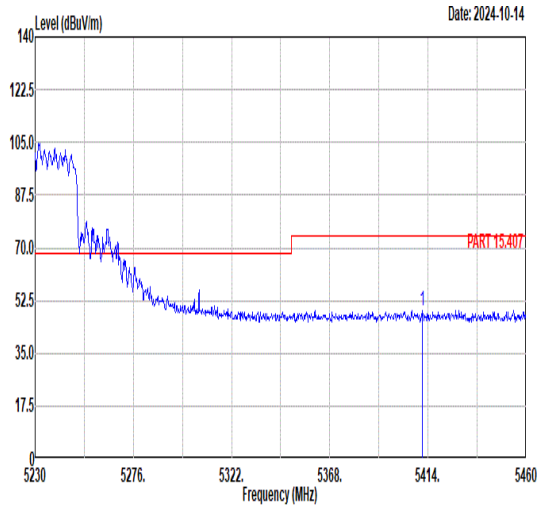 Freq Level Limit Line Margin Read Level Ant Factor Cable Loss Preamp Factor APos TPos Remark MHz dBuV/m dBuV/m dB dBuV dB/m dB dB cm deg 1 5411.47 49.35 74.00 -24.65 38.58 34.83 8.47 32.53 208 51 PEAK	Blank
Avg	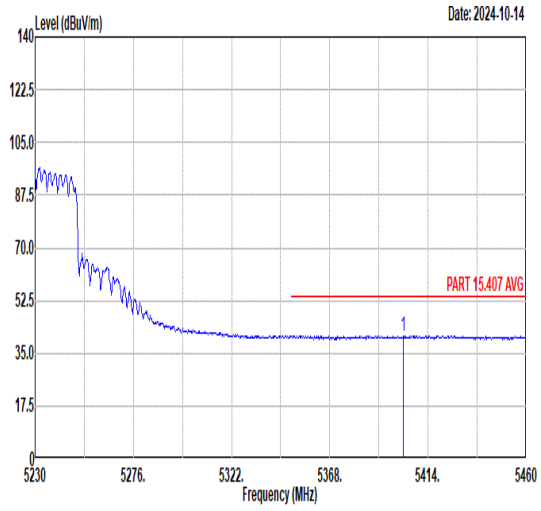 Freq Level Limit Line Margin Read Level Ant Factor Cable Loss Preamp Factor APos TPos Remark MHz dBuV/m dBuV/m dB dBuV dB/m dB dB cm deg 1 5402.50 40.87 54.00 -13.13 30.12 34.82 8.47 32.54 208 51 AVERAGE	Blank

Mode	20	
	Band Edge - L	
	U-NII-1_5.15-5.25_802.11ax HE40_CH46_Full RU_5230MHz	
ANT	CDD18+19	
Pol.	Vertical	Fundamental
Peak	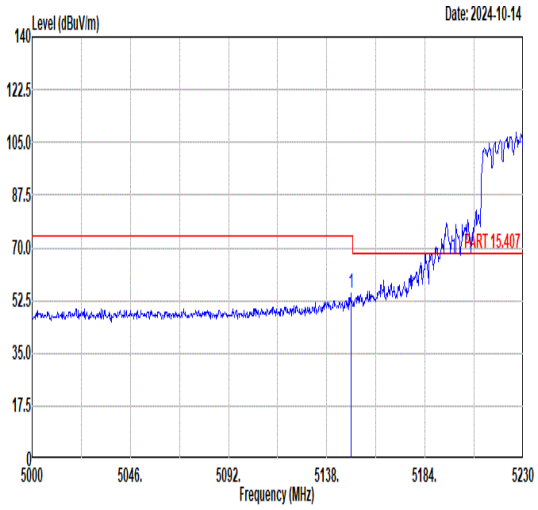 Freq Level Limit Line Margin Read Level Ant Factor Cable Loss Preamp Factor APos TPos Remark MHz dBuV/m dBuV/m dB dBuV dB/m dB dB cm deg 1 5149.27 54.73 74.00 -19.27 44.83 34.62 7.92 32.64 300 295 PEAK	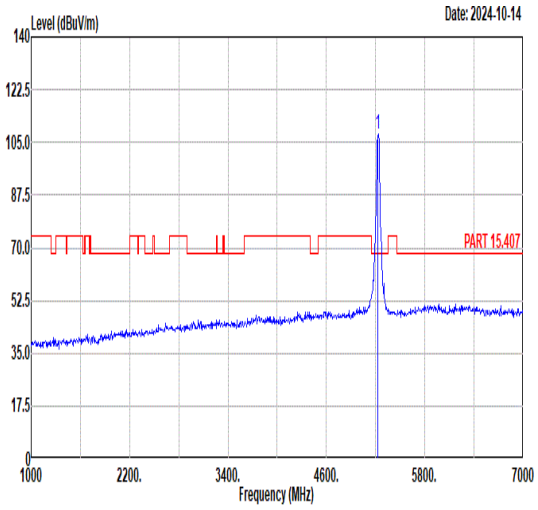 Freq Level Limit Line Margin Read Level Ant Factor Cable Loss Preamp Factor APos TPos Remark MHz dBuV/m dBuV/m dB dBuV dB/m dB dB cm deg 1 5230.00 107.69 ------ ------ 97.58 34.69 8.02 32.60 300 295 PEAK
Avg	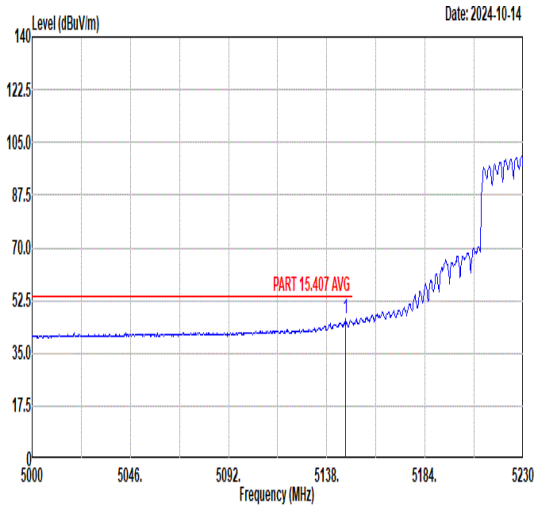 Freq Level Limit Line Margin Read Level Ant Factor Cable Loss Preamp Factor APos TPos Remark MHz dBuV/m dBuV/m dB dBuV dB/m dB dB cm deg 1 5146.74 46.40 54.00 -7.60 36.50 34.62 7.92 32.64 300 295 AVERAGE	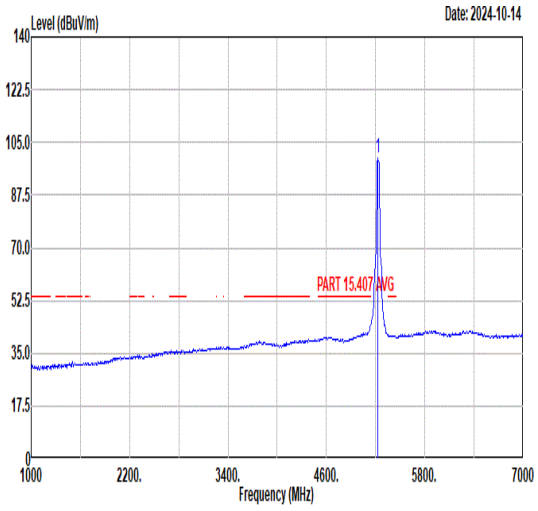 Freq Level Limit Line Margin Read Level Ant Factor Cable Loss Preamp Factor APos TPos Remark MHz dBuV/m dBuV/m dB dBuV dB/m dB dB cm deg 1 5230.00 99.86 ------ ------ 89.78 34.68 8.01 32.61 300 295 AVERAGE

Mode	20	
	Band Edge - R	
	U-NII-1_5.15-5.25_802.11ax HE40_CH46_Full RU_5230MHz	
ANT	CDD18+19	
Pol.	Vertical	Fundamental
Peak	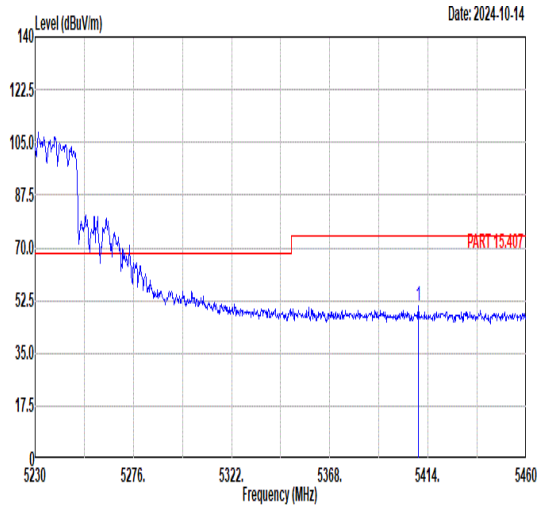 Freq Level Limit Line Margin Read Level Ant Factor Cable Loss Preamp Factor APos TPos Remark MHz dBuV/m dBuV/m dB dBuV dB/m dB dB cm deg 1 5409.63 50.75 74.00 -23.25 39.97 34.83 8.48 32.53 300 295 PEAK	Blank
Avg	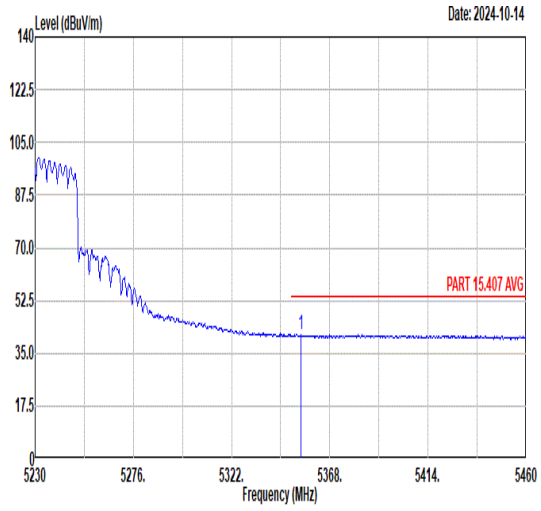 Freq Level Limit Line Margin Read Level Ant Factor Cable Loss Preamp Factor APos TPos Remark MHz dBuV/m dBuV/m dB dBuV dB/m dB dB cm deg 1 5354.43 41.17 54.00 -12.83 30.61 34.78 8.34 32.56 300 295 AVERAGE	Blank

Mode	20	
	Harmonic	
	U-NII-1_5.15-5.25_802.11ax HE40_CH46_Full RU_5230MHz	
ANT	CDD18+19	
Pol.	Horizontal	Vertical
Peak Avg	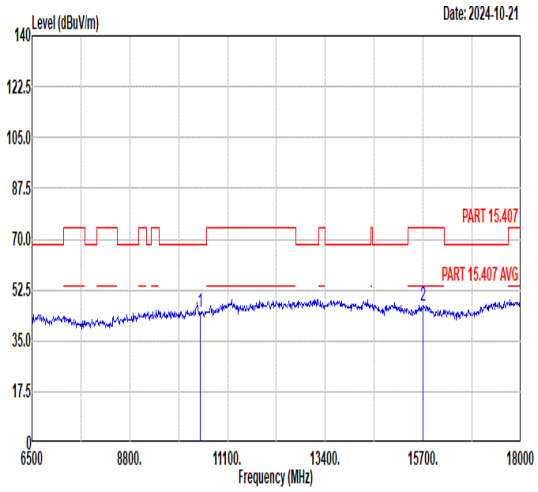 Freq Level Limit Line Margin Read Level Ant Factor Cable Loss Preamp Factor APos TPos Remark MHz dBuV/m dBuV/m dB dBuV dB/m dB dB cm deg 1 10460.00 44.72 68.30 -23.58 61.28 37.45 10.80 64.81 -- -- Peak 2 15690.00 47.27 74.00 -26.73 59.18 39.05 12.72 63.68 -- -- Peak	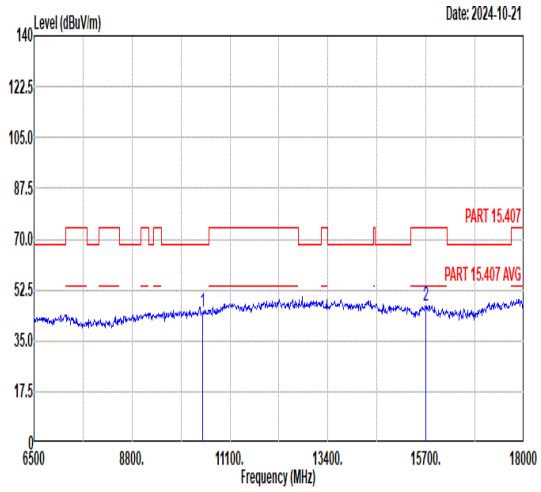 Freq Level Limit Line Margin Read Level Ant Factor Cable Loss Preamp Factor APos TPos Remark MHz dBuV/m dBuV/m dB dBuV dB/m dB dB cm deg 1 10460.00 44.66 68.30 -23.64 61.22 37.45 10.80 64.81 -- -- Peak 2 15690.00 47.23 74.00 -26.77 59.14 39.05 12.72 63.68 -- -- Peak

Mode	21	
	Band Edge - L	
	U-NII-2A_5.25-5.35_802.11ax HE40_CH54_Full RU_5270MHz	
ANT	CDD18+19	
Pol.	Horizontal	Fundamental
Peak	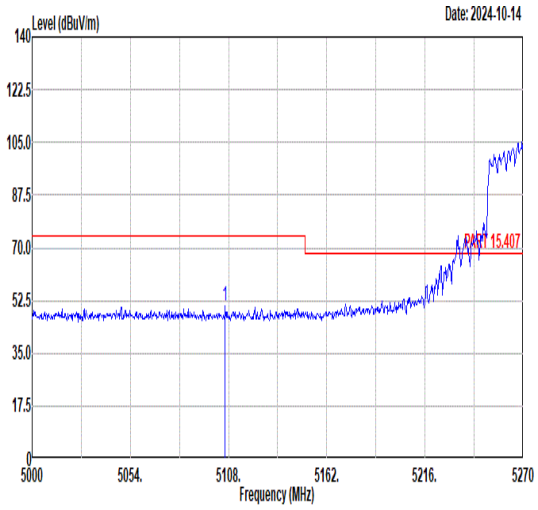 Limit Read Ant Cable Preamp APos TPos Freq Level Line Margin Level Factor Loss Factor Remark MHz dBuV/m dBuV/m dB dBuV dB/m dB dB cm deg 1 5106.11 50.55 74.00 -23.45 40.73 34.59 7.89 32.66 204 50 PEAK	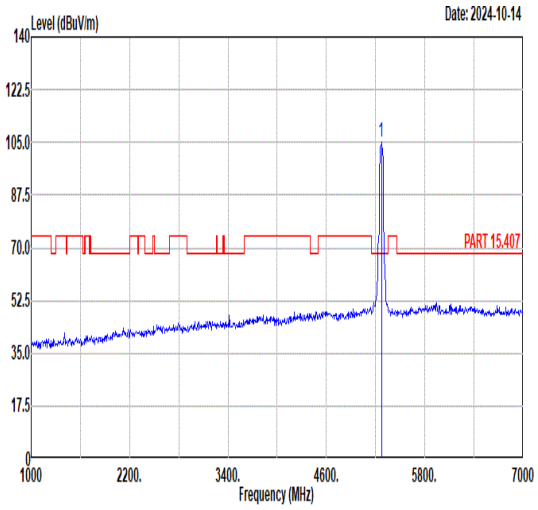 Limit Read Ant Cable Preamp APos TPos Freq Level Line Margin Level Factor Loss Factor Remark MHz dBuV/m dBuV/m dB dBuV dB/m dB dB cm deg 1 5270.00 105.05 ------ ------ 94.78 34.72 8.14 32.59 204 50 PEAK
Avg	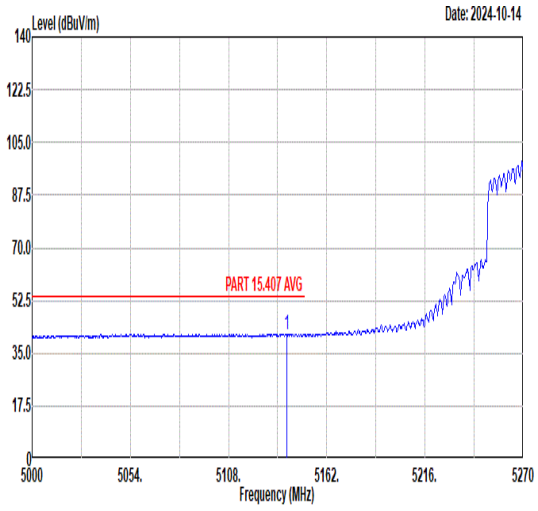 Limit Read Ant Cable Preamp APos TPos Freq Level Line Margin Level Factor Loss Factor Remark MHz dBuV/m dBuV/m dB dBuV dB/m dB dB cm deg 1 5139.86 41.40 54.00 -12.60 31.52 34.61 7.91 32.64 204 50 AVERAGE	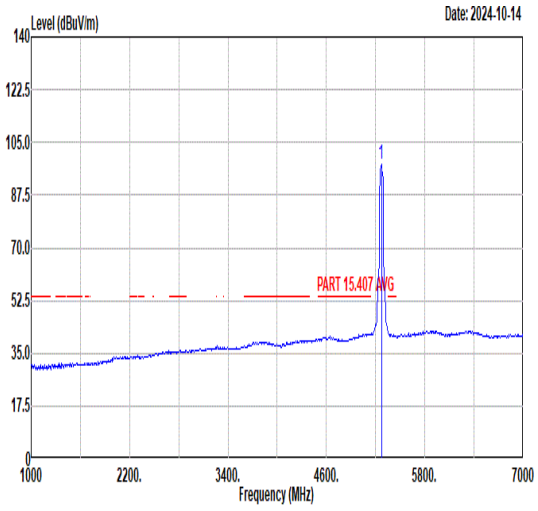 Limit Read Ant Cable Preamp APos TPos Freq Level Line Margin Level Factor Loss Factor Remark MHz dBuV/m dBuV/m dB dBuV dB/m dB dB cm deg 1 5270.00 97.86 ------ ------ 87.61 34.72 8.12 32.59 204 50 AVERAGE

Mode	21	
	Band Edge - R	
	U-NII-2A_5.25-5.35_802.11ax HE40_CH54_Full RU_5270MHz	
ANT	CDD18+19	
Pol.	Horizontal	Fundamental
Peak	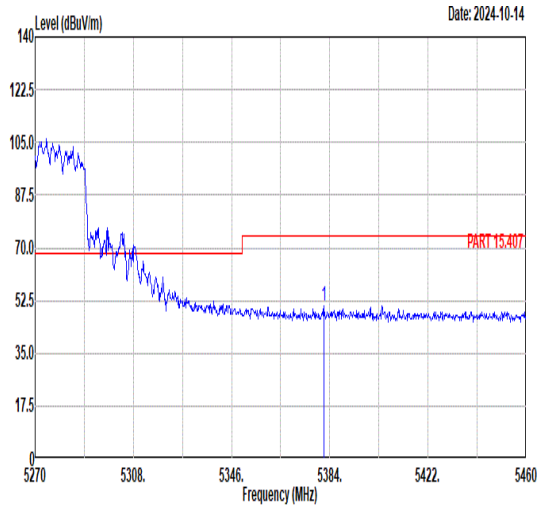 Freq Level Limit Line Margin Read Level Ant Factor Cable Loss Preamp Factor APos TPos Remark MHz dBuV/m dBuV/m dB dBuV dB/m dB dB cm deg 1 5381.72 50.49 74.00 -23.51 39.82 34.80 8.41 32.54 204 50 PEAK	Blank
Avg	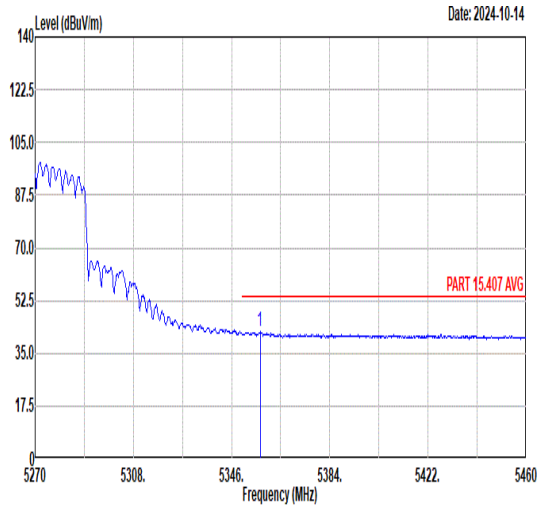 Freq Level Limit Line Margin Read Level Ant Factor Cable Loss Preamp Factor APos TPos Remark MHz dBuV/m dBuV/m dB dBuV dB/m dB dB cm deg 1 5357.02 42.04 54.00 -11.96 31.46 34.78 8.35 32.55 204 50 AVERAGE	Blank

Mode	21	
	Band Edge - L	
	U-NII-2A_5.25-5.35_802.11ax HE40_CH54_Full RU_5270MHz	
ANT	CDD18+19	
Pol.	Vertical	Fundamental
Peak	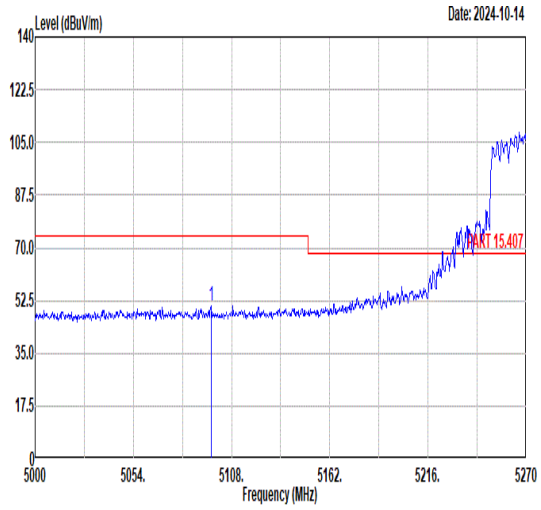 Limit Read Ant Cable Preamp APos TPos Freq Level Line Margin Level Factor Loss Factor Remark MHz dBuV/m dBuV/m dB dBuV dB/m dB dB cm deg 1 5096.66 50.93 74.00 -23.07 41.13 34.58 7.88 32.66 265 291 PEAK	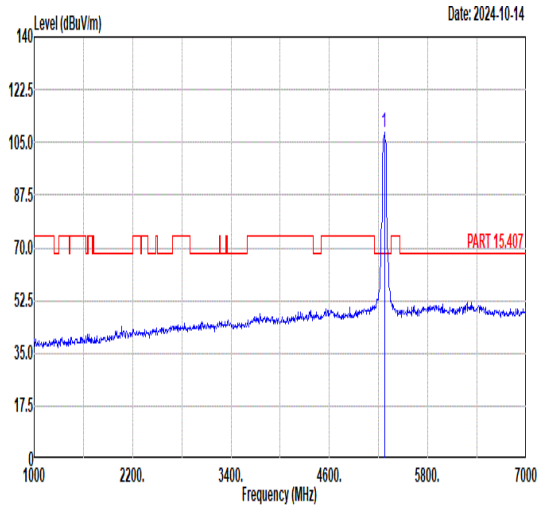 Limit Read Ant Cable Preamp APos TPos Freq Level Line Margin Level Factor Loss Factor Remark MHz dBuV/m dBuV/m dB dBuV dB/m dB dB cm deg 1 5270.00 108.42 ------ ------ 98.17 34.72 8.12 32.59 265 291 PEAK
Avg	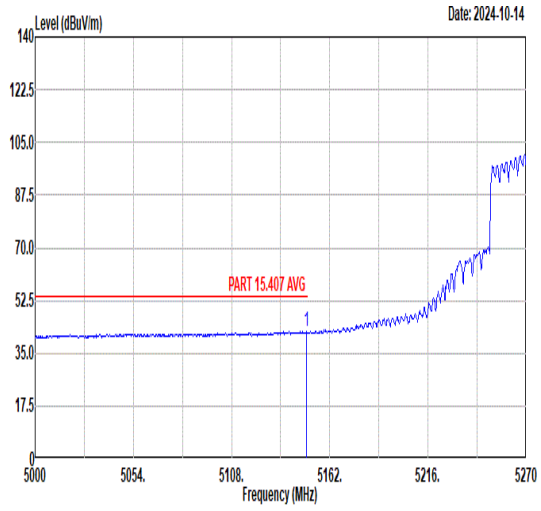 Limit Read Ant Cable Preamp APos TPos Freq Level Line Margin Level Factor Loss Factor Remark MHz dBuV/m dBuV/m dB dBuV dB/m dB dB cm deg 1 5149.31 42.28 54.00 -11.72 32.38 34.62 7.92 32.64 265 291 AVERAGE	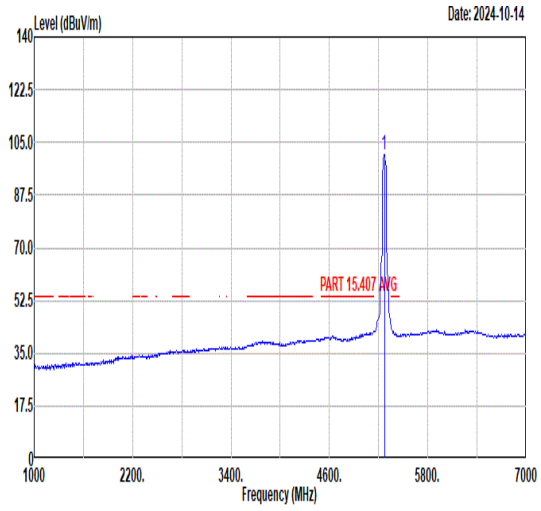 Limit Read Ant Cable Preamp APos TPos Freq Level Line Margin Level Factor Loss Factor Remark MHz dBuV/m dBuV/m dB dBuV dB/m dB dB cm deg 1 5270.00 100.79 ------ ------ 90.54 34.72 8.12 32.59 265 291 AVERAGE

Mode	21	
	Band Edge - R	
	U-NII-2A_5.25-5.35_802.11ax HE40_CH54_Full RU_5270MHz	
ANT	CDD18+19	
Pol.	Vertical	Fundamental
Peak	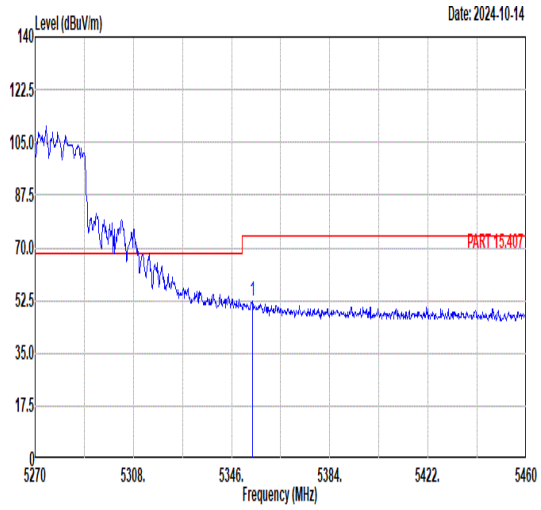 Freq Level Limit Line Margin Read Level Ant Factor Cable Loss Preamp Factor APos TPos Remark MHz dBuV/m dBuV/m dB dBuV dB/m dB dB cm deg 1 5353.98 52.23 74.00 -21.77 41.67 34.78 8.34 32.56 265 291 PEAK	Blank
Avg	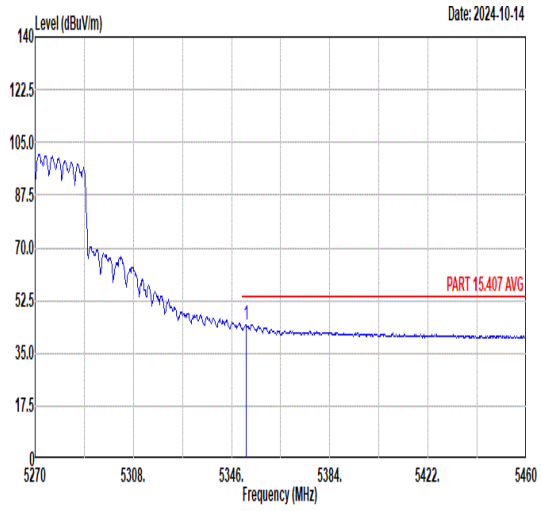 Freq Level Limit Line Margin Read Level Ant Factor Cable Loss Preamp Factor APos TPos Remark MHz dBuV/m dBuV/m dB dBuV dB/m dB dB cm deg 1 5351.51 44.57 54.00 -9.43 34.02 34.78 8.33 32.56 265 291 AVERAGE	Blank

Mode	21	
	Harmonic	
	U-NII-2A_5.25-5.35_802.11ax HE40_CH54_Full RU_5270MHz	
ANT	CDD18+19	
Pol.	Horizontal	Vertical
Peak Avg	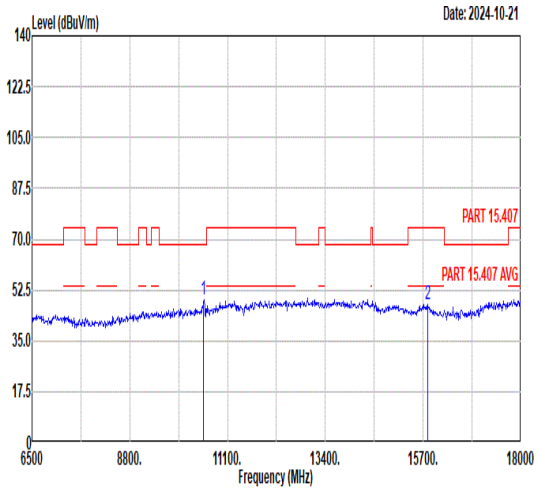 Freq Level Limit Line Margin Read Level Ant Factor Cable Loss Preamp Factor APos TPos Remark MHz dBuV/m dBuV/m dB dBuV dB/m dB dB cm deg 1 10540.00 48.96 68.30 -19.34 65.36 37.51 10.86 64.77 -- -- Peak 2 15810.00 47.36 74.00 -26.64 59.43 39.15 12.71 63.93 -- -- Peak	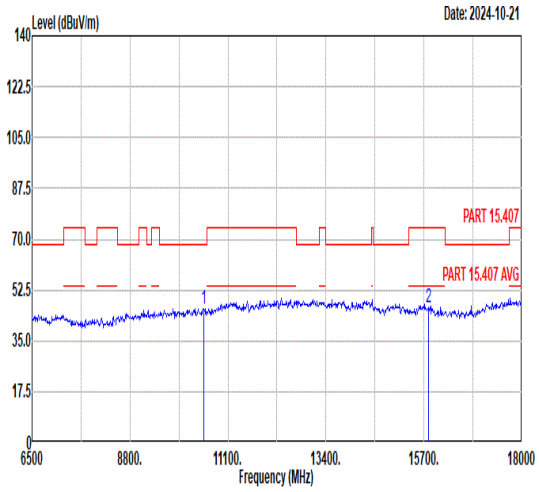 Freq Level Limit Line Margin Read Level Ant Factor Cable Loss Preamp Factor APos TPos Remark MHz dBuV/m dBuV/m dB dBuV dB/m dB dB cm deg 1 10540.00 45.87 68.30 -22.43 62.27 37.51 10.86 64.77 -- -- Peak 2 15810.00 46.41 74.00 -27.59 58.48 39.15 12.71 63.93 -- -- Peak

Mode	22	
	Band Edge - L	
	U-NII-2A_5.25-5.35_802.11ax HE40_CH62_Full RU_5310MHz	
ANT	CDD18+19	
Pol.	Horizontal	Fundamental
Peak	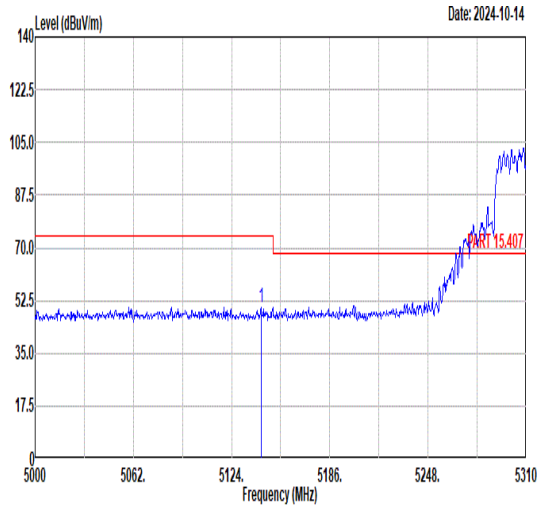 Freq Level Limit Line Margin Read Level Ant Factor Cable Loss Preamp Factor APos TPos Remark MHz dBuV/m dBuV/m dB dBuV dB/m dB dB cm deg 1 5142.60 50.29 74.00 -23.71 40.40 34.62 7.91 32.64 200 51 PEAK	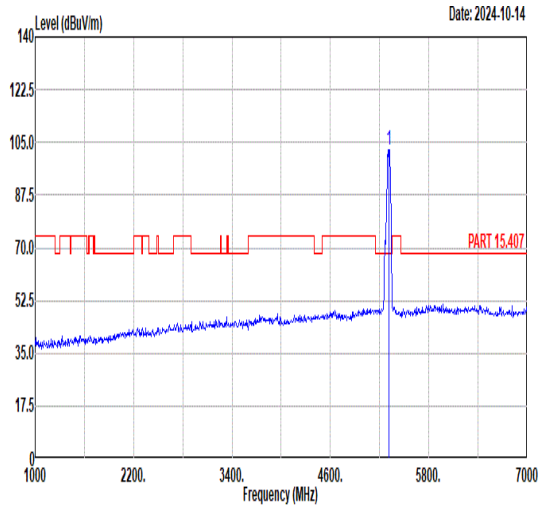 Freq Level Limit Line Margin Read Level Ant Factor Cable Loss Preamp Factor APos TPos Remark MHz dBuV/m dBuV/m dB dBuV dB/m dB dB cm deg 1 5310.00 102.58 ------ ------ 92.17 34.75 8.23 32.57 200 51 PEAK
Avg	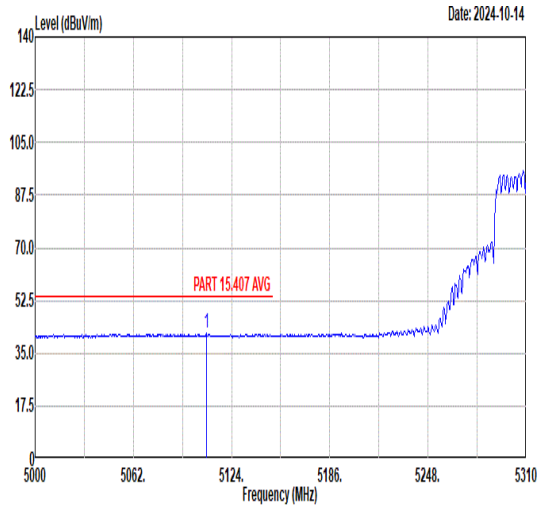 Freq Level Limit Line Margin Read Level Ant Factor Cable Loss Preamp Factor APos TPos Remark MHz dBuV/m dBuV/m dB dBuV dB/m dB dB cm deg 1 5108.19 41.49 54.00 -12.51 31.67 34.59 7.89 32.66 200 51 AVERAGE	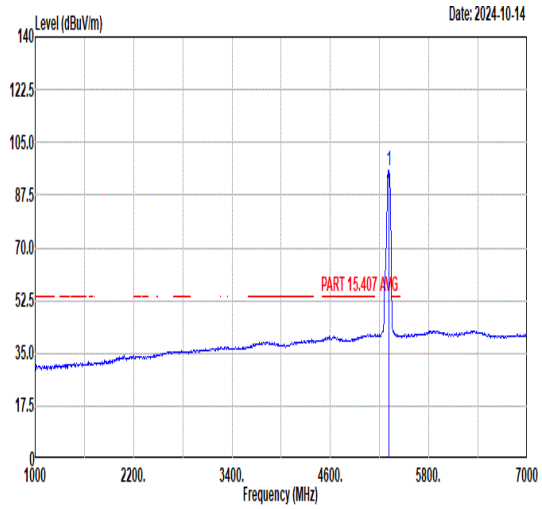 Freq Level Limit Line Margin Read Level Ant Factor Cable Loss Preamp Factor APos TPos Remark MHz dBuV/m dBuV/m dB dBuV dB/m dB dB cm deg 1 5310.00 95.67 ------ ------ 85.27 34.75 8.22 32.57 200 51 AVERAGE

Mode	22	
	Band Edge - R	
	U-NII-2A_5.25-5.35_802.11ax HE40_CH62_Full RU_5310MHz	
ANT	CDD18+19	
Pol.	Horizontal	Fundamental
Peak	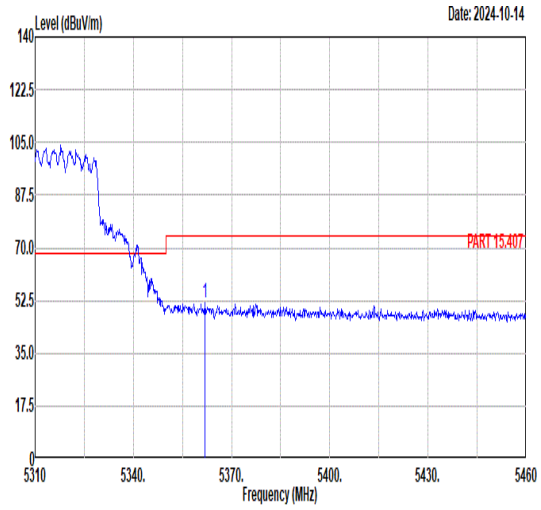 Freq Level Limit Line Margin Read Level Ant Factor Cable Loss Preamp Factor APos TPos Remark MHz dBuV/m dBuV/m dB dBuV dB/m dB dB cm deg 1 5361.90 51.77 74.00 -22.23 41.17 34.79 8.36 32.55 200 51 PEAK	Blank
Avg	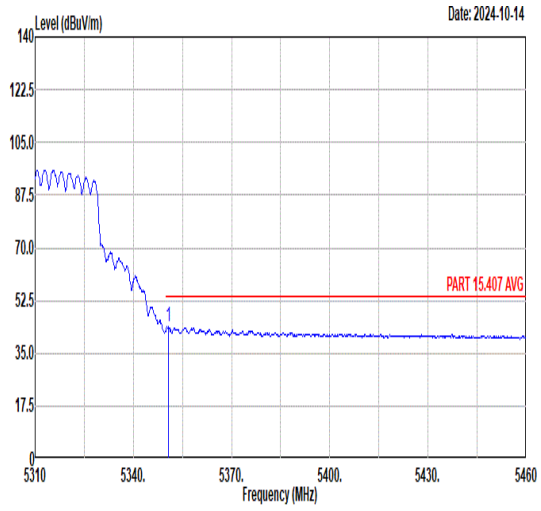 Freq Level Limit Line Margin Read Level Ant Factor Cable Loss Preamp Factor APos TPos Remark MHz dBuV/m dBuV/m dB dBuV dB/m dB dB cm deg 1 5350.80 43.69 54.00 -10.31 33.14 34.78 8.33 32.56 200 51 AVERAGE	Blank

Mode	22	
	Band Edge - L	
	U-NII-2A_5.25-5.35_802.11ax HE40_CH62_Full RU_5310MHz	
ANT	CDD18+19	
Pol.	Vertical	Fundamental
Peak	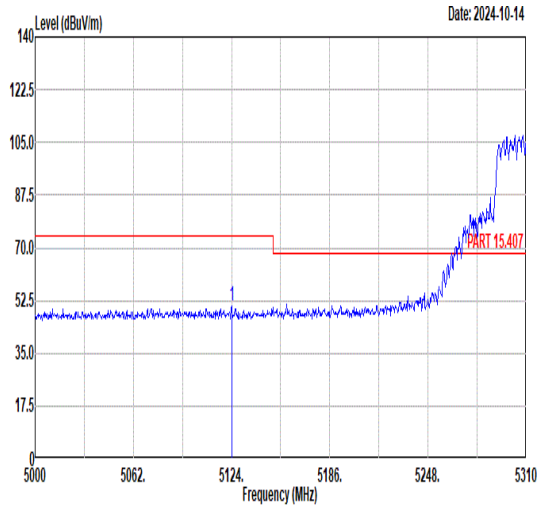 Freq Level Limit Line Margin Read Level Ant Factor Cable Loss Preamp Factor APos TPos Remark MHz dBuV/m dBuV/m dB dBuV dB/m dB dB cm deg 1 5124.00 50.60 74.00 -23.40 40.75 34.60 7.90 32.65 255 283 PEAK	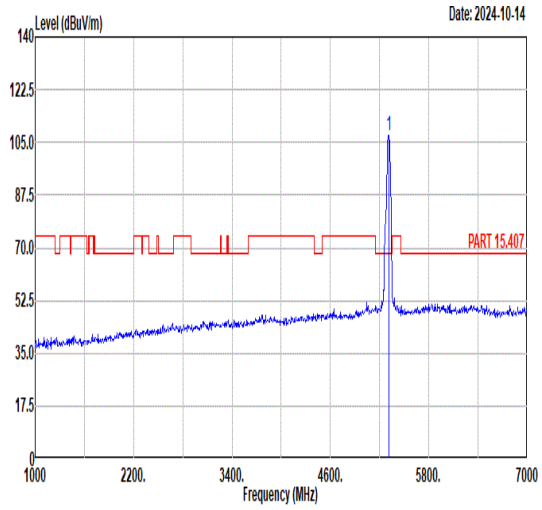 Freq Level Limit Line Margin Read Level Ant Factor Cable Loss Preamp Factor APos TPos Remark MHz dBuV/m dBuV/m dB dBuV dB/m dB dB cm deg 1 5310.00 107.50 ------ ------ 97.09 34.75 8.23 32.57 255 283 PEAK
Avg	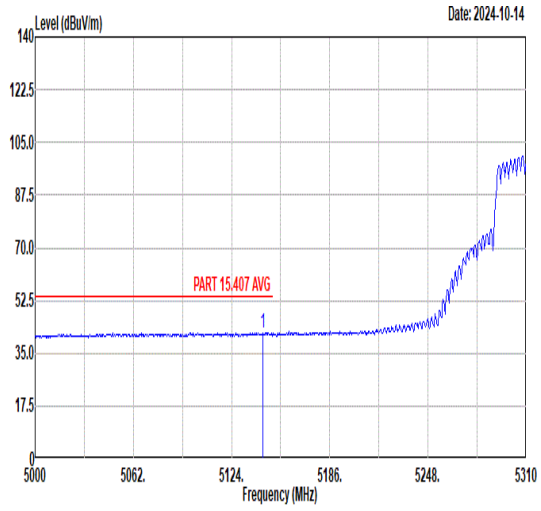 Freq Level Limit Line Margin Read Level Ant Factor Cable Loss Preamp Factor APos TPos Remark MHz dBuV/m dBuV/m dB dBuV dB/m dB dB cm deg 1 5143.53 41.77 54.00 -12.23 31.88 34.62 7.91 32.64 255 283 AVERAGE	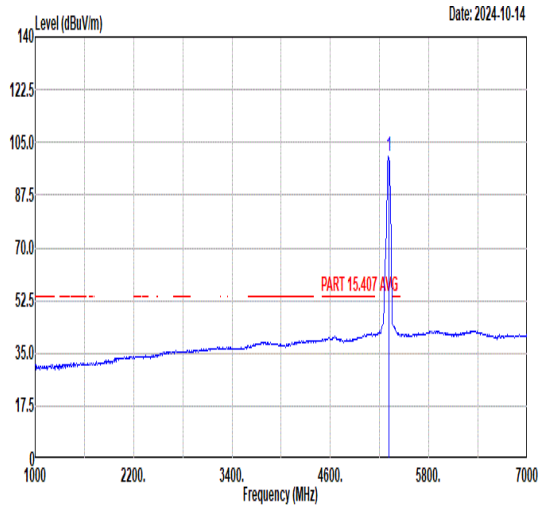 Freq Level Limit Line Margin Read Level Ant Factor Cable Loss Preamp Factor APos TPos Remark MHz dBuV/m dBuV/m dB dBuV dB/m dB dB cm deg 1 5310.00 100.25 ------ ------ 89.85 34.75 8.22 32.57 255 283 AVERAGE

Mode	22	
	Band Edge - R	
	U-NII-2A_5.25-5.35_802.11ax HE40_CH62_Full RU_5310MHz	
ANT	CDD18+19	
Pol.	Vertical	Fundamental
Peak	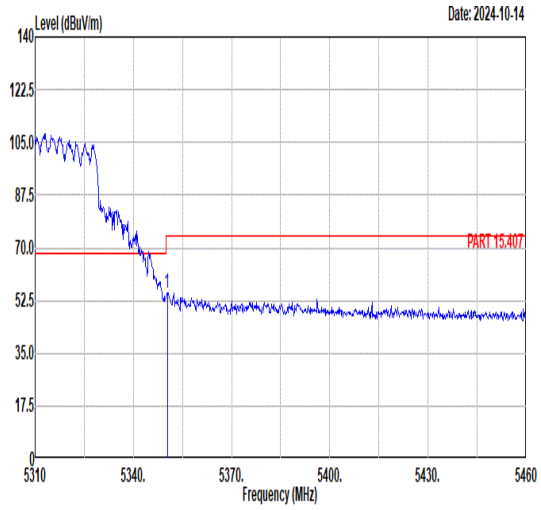 Freq Level Limit Line Margin Read Level Ant Factor Cable Loss Preamp Factor APos TPos Remark MHz dBuV/m dBuV/m dB dBuV dB/m dB dB cm deg 1 5350.35 54.97 74.00 -19.03 44.42 34.78 8.33 32.56 255 283 PEAK	Blank
Avg	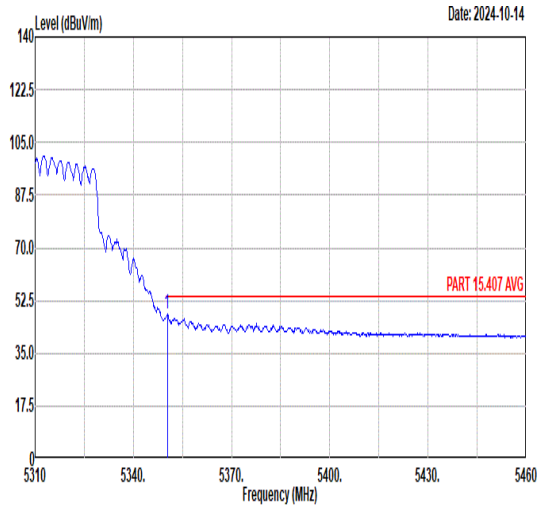 Freq Level Limit Line Margin Read Level Ant Factor Cable Loss Preamp Factor APos TPos Remark MHz dBuV/m dBuV/m dB dBuV dB/m dB dB cm deg 1 5350.35 47.90 54.00 -6.10 37.35 34.78 8.33 32.56 255 283 AVERAGE	Blank

Mode	22	
	Harmonic	
	U-NII-2A_5.25-5.35_802.11ax HE40_CH62_Full RU_5310MHz	
ANT	CDD18+19	
Pol.	Horizontal	Vertical
Peak Avg	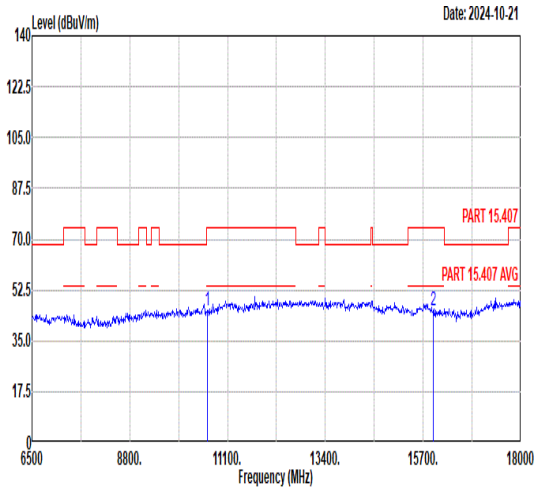 Freq Level Limit Line Margin Read Level Ant Factor Cable Loss Preamp Factor APos TPos Remark MHz dBuV/m dBuV/m dB dBuV dB/m dB dB cm deg 1 10620.00 45.54 74.00 -28.46 61.60 37.52 10.92 64.50 -- -- Peak 2 15930.00 45.55 74.00 -28.45 57.77 39.25 12.70 64.17 -- -- Peak	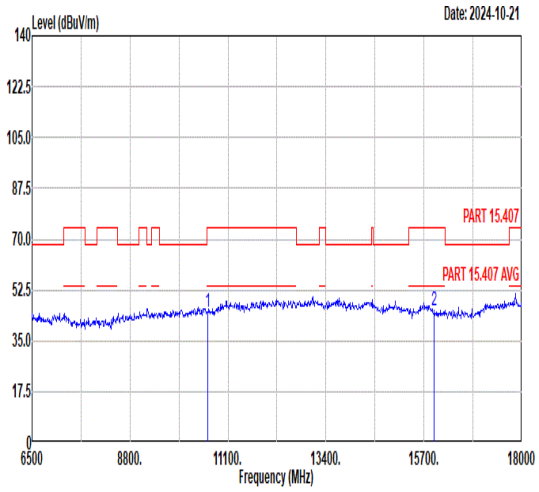 Freq Level Limit Line Margin Read Level Ant Factor Cable Loss Preamp Factor APos TPos Remark MHz dBuV/m dBuV/m dB dBuV dB/m dB dB cm deg 1 10620.00 44.98 74.00 -29.02 61.04 37.52 10.92 64.50 -- -- Peak 2 15930.00 45.21 74.00 -28.79 57.43 39.25 12.70 64.17 -- -- Peak

Mode	23	
	Band Edge - L	
	U-NII-2C_5.47-5.725_802.11ax HE40_CH102_Full RU_5510MHz	
ANT	CDD18+19	
Pol.	Horizontal	Fundamental
Peak	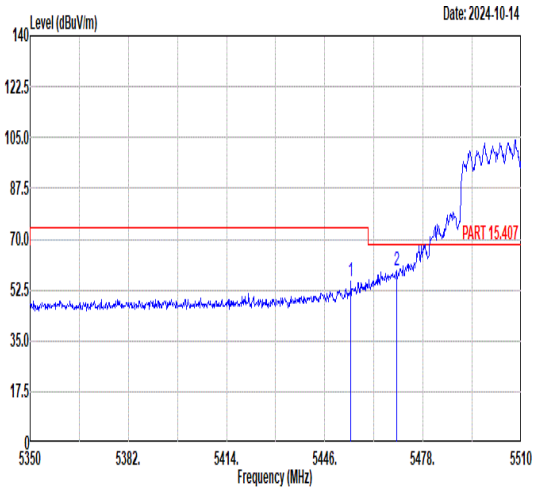 Freq Level Limit Line Margin Read Level Ant Factor Cable Loss Preamp Factor APos TPos Remark MHz dBuV/m dBuV/m dB dBuV dB/m dB dB cm deg 1 5454.48 55.22 74.00 -18.78 44.45 34.86 8.42 32.51 203 50 PEAK 2 5469.36 59.10 68.30 -9.20 48.34 34.87 8.40 32.51 203 50 PEAK	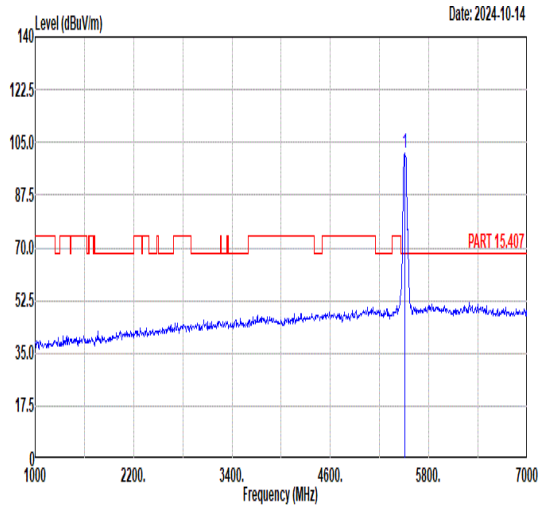 Freq Level Limit Line Margin Read Level Ant Factor Cable Loss Preamp Factor APos TPos Remark MHz dBuV/m dBuV/m dB dBuV dB/m dB dB cm deg 1 5510.00 101.61 ------ ------ 90.86 34.90 8.35 32.50 203 50 PEAK
Avg	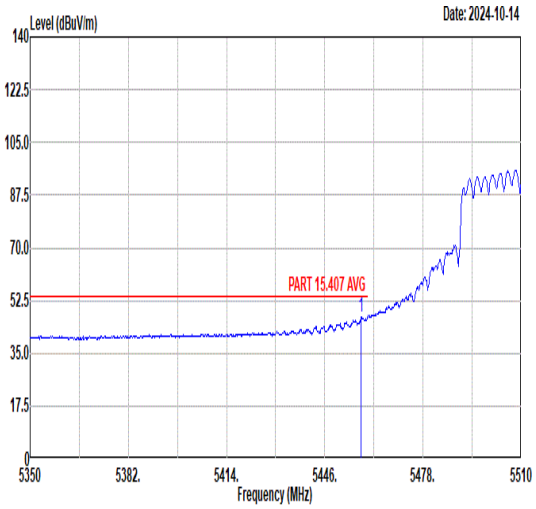 Freq Level Limit Line Margin Read Level Ant Factor Cable Loss Preamp Factor APos TPos Remark MHz dBuV/m dBuV/m dB dBuV dB/m dB dB cm deg 1 5457.84 46.97 54.00 -7.03 36.21 34.86 8.41 32.51 203 50 AVERAGE	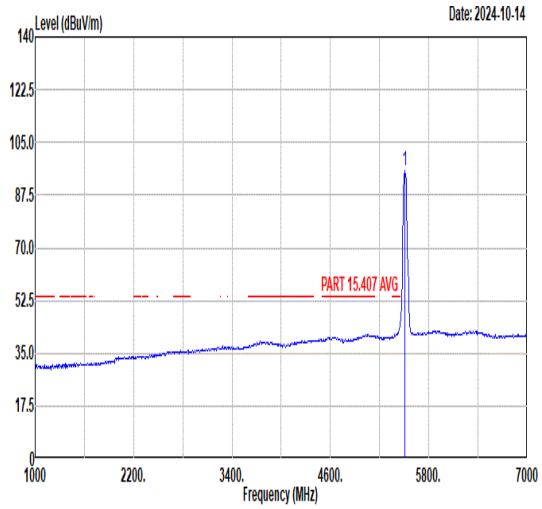 Freq Level Limit Line Margin Read Level Ant Factor Cable Loss Preamp Factor APos TPos Remark MHz dBuV/m dBuV/m dB dBuV dB/m dB dB cm deg 1 5510.00 95.48 ------ ------ 84.74 34.90 8.34 32.50 203 50 AVERAGE

Mode	23	
	Band Edge - R	
	U-NII-2C_5.47-5.725_802.11ax HE40_CH102_Full RU_5510MHz	
ANT	CDD18+19	
Pol.	Horizontal	Fundamental
Peak	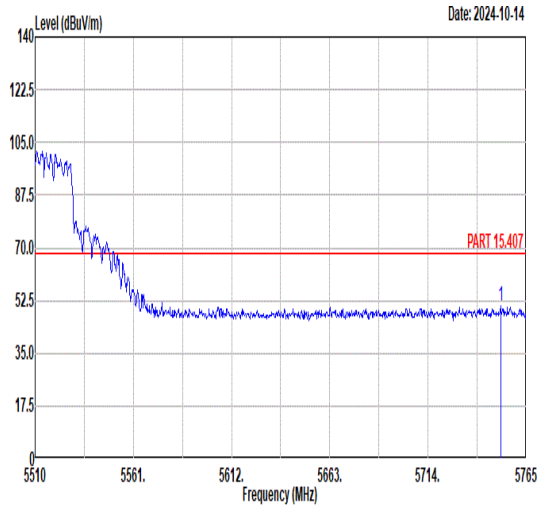 Freq Level Limit Line Margin Read Level Ant Factor Cable Loss Preamp Factor APos TPos Remark MHz dBuV/m dBuV/m dB dBuV dB/m dB dB cm deg 1 5751.74 50.53 68.30 -17.77 39.21 35.05 8.77 32.50 203 50 PEAK	Blank

Mode	23	
	Band Edge - L	
	U-NII-2C_5.47-5.725_802.11ax HE40_CH102_Full RU_5510MHz	
ANT	CDD18+19	
Pol.	Vertical	Fundamental
Peak	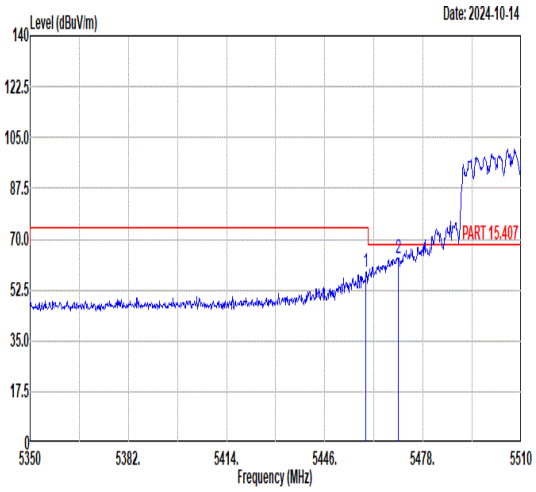 Freq Level Limit Line Margin Read Level Ant Factor Cable Loss Preamp Factor APos TPos Remark MHz dBuV/m dBuV/m dB dBuV dB/m dB dB cm deg 1 5459.44 58.60 74.00 -15.40 47.84 34.86 8.41 32.51 324 0 PEAK 2 5469.84 63.29 68.30 -5.01 52.53 34.87 8.40 32.51 324 0 PEAK	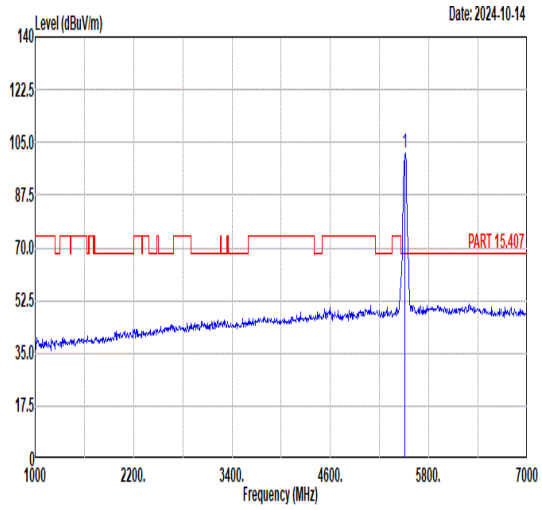 Freq Level Limit Line Margin Read Level Ant Factor Cable Loss Preamp Factor APos TPos Remark MHz dBuV/m dBuV/m dB dBuV dB/m dB dB cm deg 1 5510.00 101.22 ------ ------ 90.48 34.91 8.33 32.50 324 0 PEAK
Avg	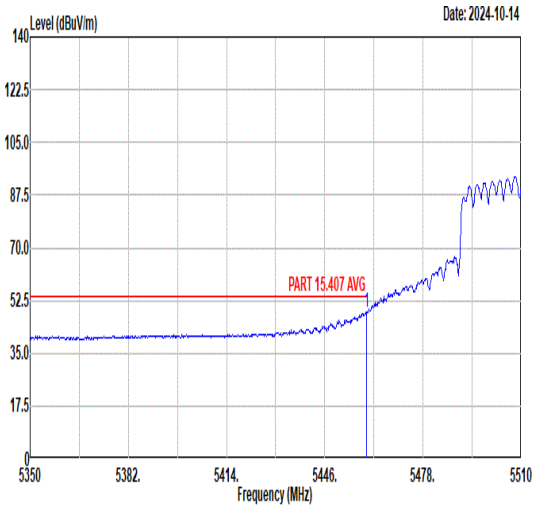 Freq Level Limit Line Margin Read Level Ant Factor Cable Loss Preamp Factor APos TPos Remark MHz dBuV/m dBuV/m dB dBuV dB/m dB dB cm deg 1 5459.60 48.69 54.00 -5.31 37.93 34.86 8.41 32.51 324 0 AVERAGE	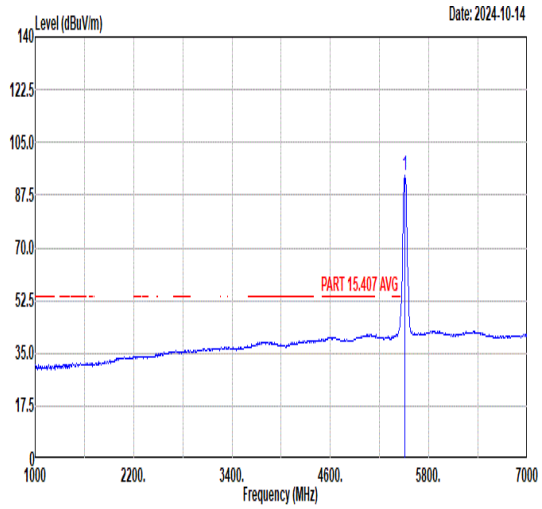 Freq Level Limit Line Margin Read Level Ant Factor Cable Loss Preamp Factor APos TPos Remark MHz dBuV/m dBuV/m dB dBuV dB/m dB dB cm deg 1 5510.00 93.95 ------ ------ 83.21 34.90 8.34 32.50 324 0 AVERAGE

Mode	23	
	Band Edge - R	
	U-NII-2C_5.47-5.725_802.11ax HE40_CH102_Full RU_5510MHz	
ANT	CDD18+19	
Pol.	Vertical	Fundamental
Peak	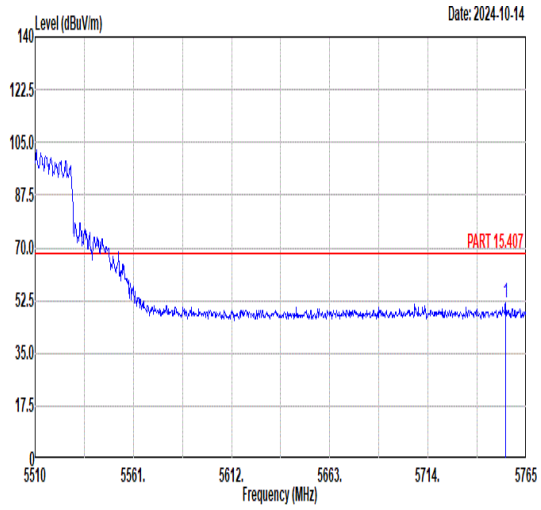 Freq Level Limit Line Margin Read Level Ant Factor Cable Loss Preamp Factor APos TPos Remark MHz dBuV/m dBuV/m dB dBuV dB/m dB dB cm deg 1 5754.29 51.80 68.30 -16.50 40.47 35.05 8.78 32.50 324 0 PEAK	Blank

Mode	23	
	Harmonic	
	U-NII-2C_5.47-5.725_802.11ax HE40_CH102_Full RU_5510MHz	
ANT	CDD18+19	
Pol.	Horizontal	Vertical
Peak Avg	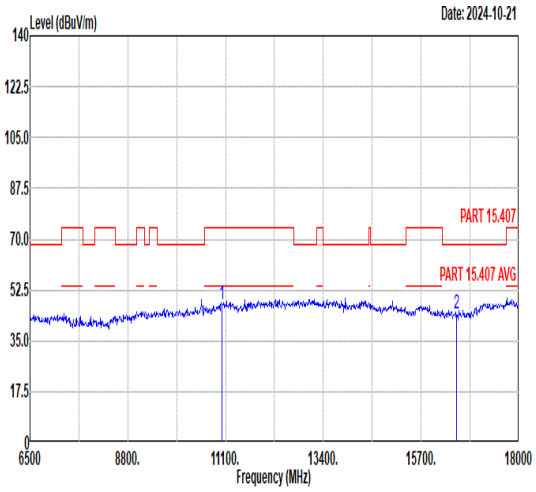 Freq Level Limit Line Margin Read Level Ant Factor Cable Loss Preamp Factor APos TPos Remark MHz dBuV/m dBuV/m dB dBuV dB/m dB dB cm deg 1 11020.00 47.37 74.00 -26.63 61.73 37.61 11.22 63.19 -- -- Peak 2 16530.00 44.45 68.30 -23.85 57.11 39.52 12.92 65.10 -- -- Peak	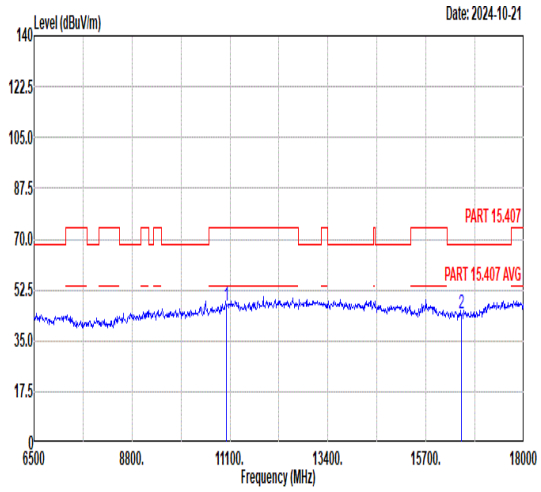 Freq Level Limit Line Margin Read Level Ant Factor Cable Loss Preamp Factor APos TPos Remark MHz dBuV/m dBuV/m dB dBuV dB/m dB dB cm deg 1 11020.00 47.25 74.00 -26.75 61.61 37.61 11.22 63.19 -- -- Peak 2 16530.00 44.31 68.30 -23.99 56.97 39.52 12.92 65.10 -- -- Peak

Mode	24	
	Band Edge - L	
	U-NII-2C_5.47-5.725_802.11ax HE40_CH134_Full RU_5670MHz	
ANT	CDD18+19	
Pol.	Horizontal	Fundamental
Peak	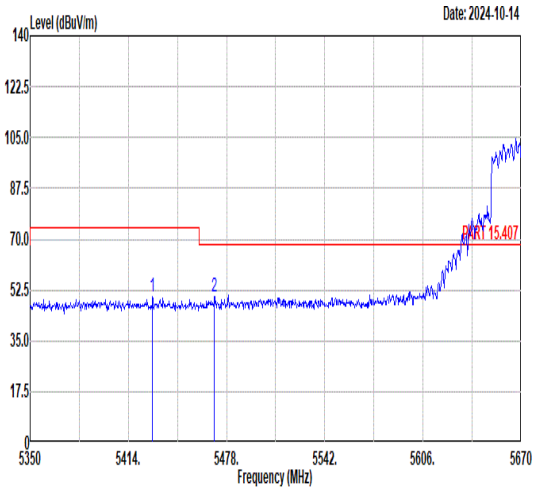 Freq Level Limit Line Margin Read Level Ant Factor Cable Loss Preamp Factor APos TPos Remark MHz dBuV/m dBuV/m dB dBuV dB/m dB dB cm deg 1 5429.68 50.14 74.00 -23.86 39.37 34.84 8.45 32.52 200 173 PEAK 2 5470.00 50.06 68.30 -18.24 39.30 34.87 8.40 32.51 200 173 PEAK	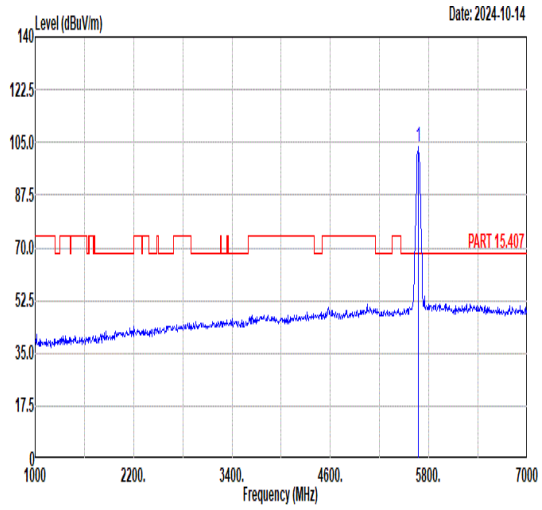 Freq Level Limit Line Margin Read Level Ant Factor Cable Loss Preamp Factor APos TPos Remark MHz dBuV/m dBuV/m dB dBuV dB/m dB dB cm deg 1 5670.00 103.42 ------ ------ 92.43 35.00 8.49 32.50 200 173 PEAK
Avg	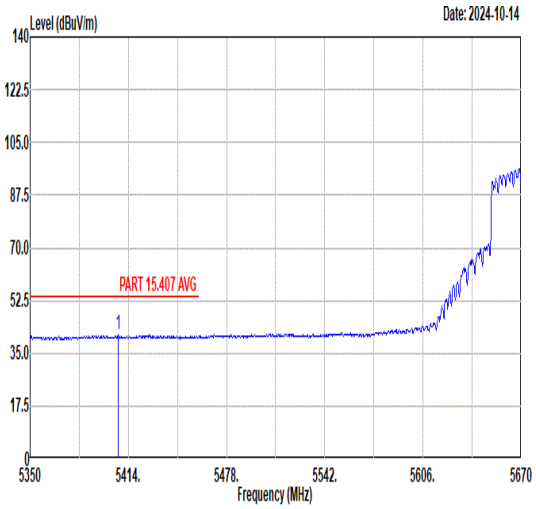 Freq Level Limit Line Margin Read Level Ant Factor Cable Loss Preamp Factor APos TPos Remark MHz dBuV/m dBuV/m dB dBuV dB/m dB dB cm deg 1 5407.60 41.01 54.00 -12.99 30.24 34.82 8.48 32.53 200 173 AVERAGE	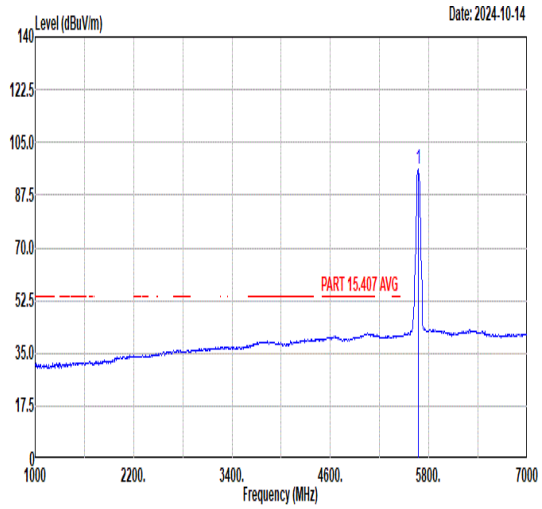 Freq Level Limit Line Margin Read Level Ant Factor Cable Loss Preamp Factor APos TPos Remark MHz dBuV/m dBuV/m dB dBuV dB/m dB dB cm deg 1 5670.00 95.90 ------ ------ 84.94 35.00 8.46 32.50 200 173 AVERAGE

Mode	24	
	Band Edge - R	
	U-NII-2C_5.47-5.725_802.11ax HE40_CH134_Full RU_5670MHz	
ANT	CDD18+19	
Pol.	Horizontal	Fundamental
Peak	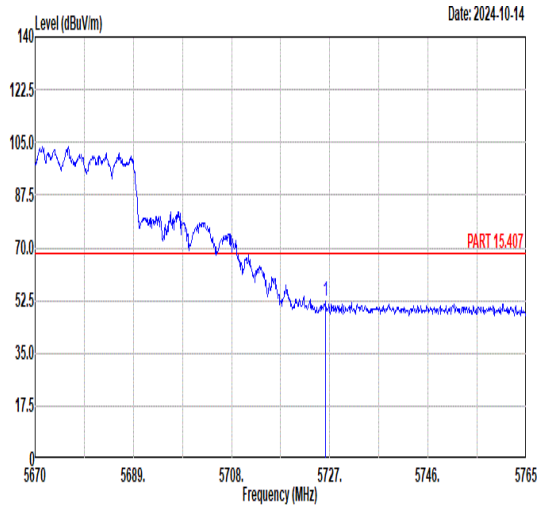 Freq Level Limit Line Margin Read Level Ant Factor Cable Loss Preamp Factor APos TPos Remark MHz dBuV/m dBuV/m dB dBuV dB/m dB dB cm deg 1 5726.15 52.06 68.30 -16.24 40.85 35.03 8.68 32.50 200 173 PEAK	Blank

Mode	24	
	Band Edge - L	
	U-NII-2C_5.47-5.725_802.11ax HE40_CH134_Full RU_5670MHz	
ANT	CDD18+19	
Pol.	Vertical	Fundamental
Peak	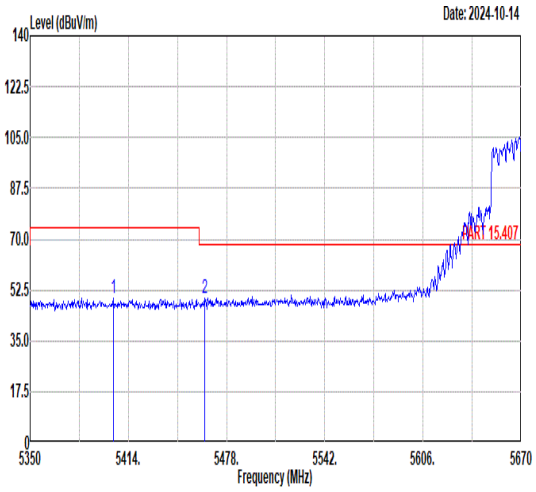 Freq Level Limit Line Margin Read Level Ant Factor Cable Loss Preamp Factor APos TPos Remark MHz dBuV/m dBuV/m dB dBuV dB/m dB dB cm deg 1 5404.08 49.66 74.00 -24.34 38.90 34.82 8.47 32.53 200 287 PEAK 2 5463.92 49.64 68.30 -18.66 38.88 34.87 8.40 32.51 200 287 PEAK	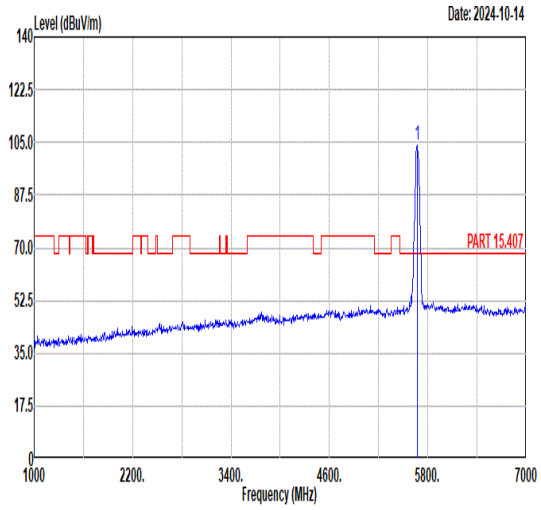 Freq Level Limit Line Margin Read Level Ant Factor Cable Loss Preamp Factor APos TPos Remark MHz dBuV/m dBuV/m dB dBuV dB/m dB dB cm deg 1 5670.00 104.33 ------ ------ 93.37 35.00 8.46 32.50 200 287 PEAK
Avg	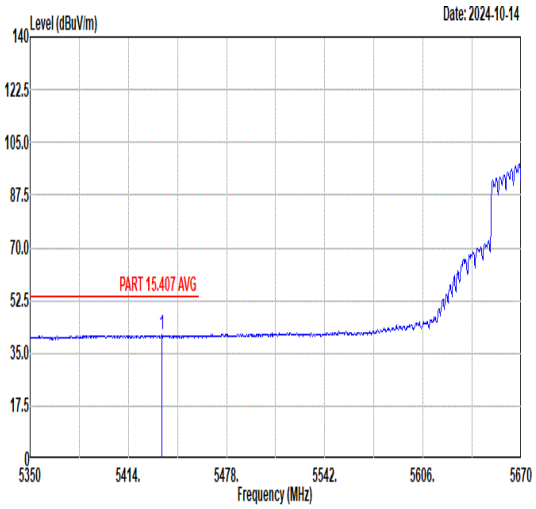 Freq Level Limit Line Margin Read Level Ant Factor Cable Loss Preamp Factor APos TPos Remark MHz dBuV/m dBuV/m dB dBuV dB/m dB dB cm deg 1 5435.76 41.13 54.00 -12.87 30.36 34.85 8.44 32.52 200 287 AVERAGE	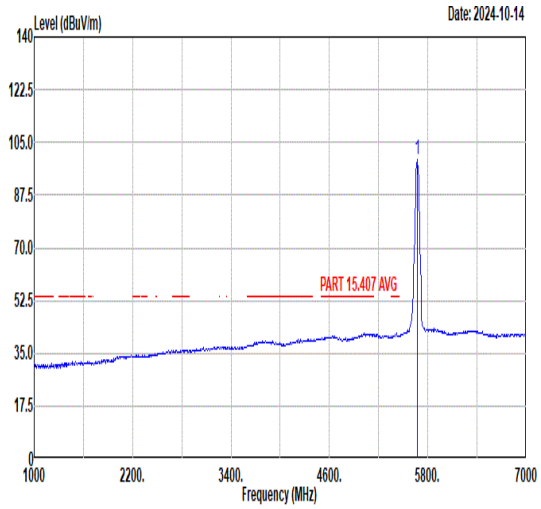 Freq Level Limit Line Margin Read Level Ant Factor Cable Loss Preamp Factor APos TPos Remark MHz dBuV/m dBuV/m dB dBuV dB/m dB dB cm deg 1 5670.00 99.09 ------ ------ 88.13 35.00 8.46 32.50 200 287 AVERAGE

Mode	24	
	Band Edge - R	
	U-NII-2C_5.47-5.725_802.11ax HE40_CH134_Full RU_5670MHz	
ANT	CDD18+19	
Pol.	Vertical	Fundamental
Peak	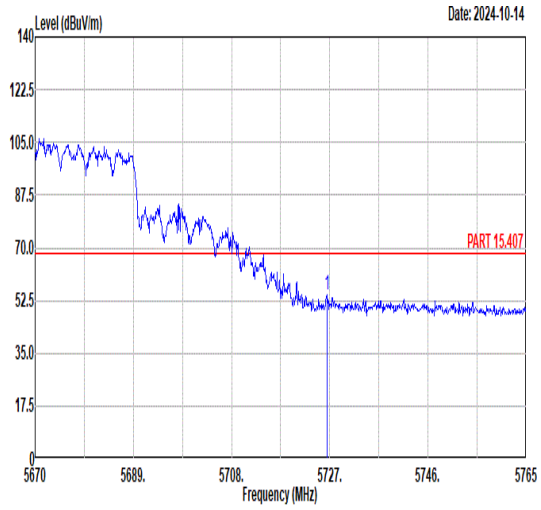 Freq Level Limit Line Margin Read Level Ant Factor Cable Loss Preamp Factor APos TPos Remark MHz dBuV/m dBuV/m dB dBuV dB/m dB dB cm deg 1 5726.43 54.64 68.30 -13.66 43.43 35.03 8.68 32.50 200 287 PEAK	Blank

Mode	24	
	Harmonic	
	U-NII-2C_5.47-5.725_802.11ax HE40_CH134_Full RU_5670MHz	
ANT	CDD18+19	
Pol.	Horizontal	Vertical
Peak Avg	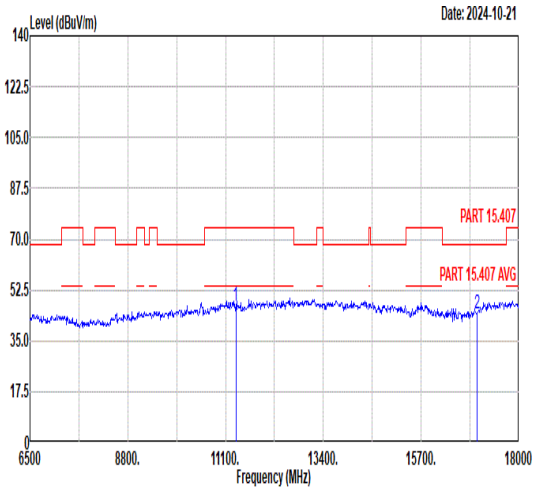 Freq Level Limit Line Margin Read Level Ant Factor Cable Loss Preamp Factor APos TPos Remark MHz dBuV/m dBuV/m dB dBuV dB/m dB dB cm deg 1 11340.00 46.90 74.00 -27.10 60.79 37.73 11.38 63.00 -- -- Peak 2 17010.00 44.56 68.30 -23.74 56.63 39.92 13.12 65.11 -- -- Peak	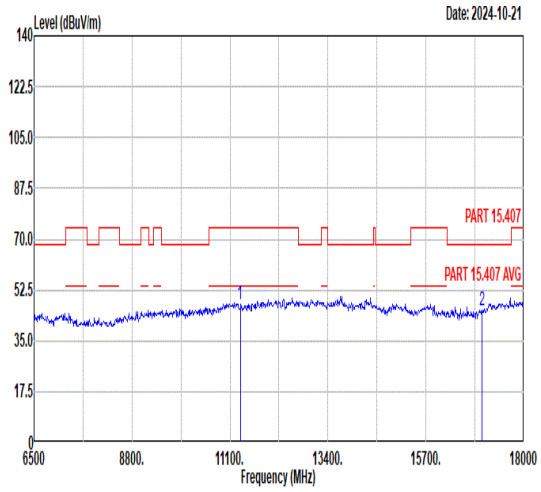 Freq Level Limit Line Margin Read Level Ant Factor Cable Loss Preamp Factor APos TPos Remark MHz dBuV/m dBuV/m dB dBuV dB/m dB dB cm deg 1 11340.00 47.77 74.00 -26.23 61.66 37.73 11.38 63.00 -- -- Peak 2 17010.00 45.52 68.30 -22.78 57.59 39.92 13.12 65.11 -- -- Peak

Mode	25	
	Band Edge - L	
	U-NII-1_5.15-5.25_802.11ax HE80_CH42_Full RU_5210MHz	
ANT	CDD18+19	
Pol.	Horizontal	Fundamental
Peak	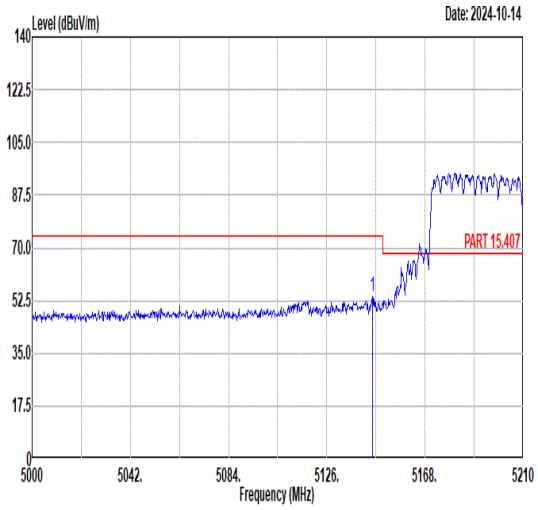 Freq Level Limit Line Margin Read Level Ant Factor Cable Loss Preamp Factor APos TPos Remark MHz dBuV/m dBuV/m dB dBuV dB/m dB dB cm deg 1 5145.53 53.67 74.00 -20.33 43.77 34.62 7.92 32.64 200 43 PEAK	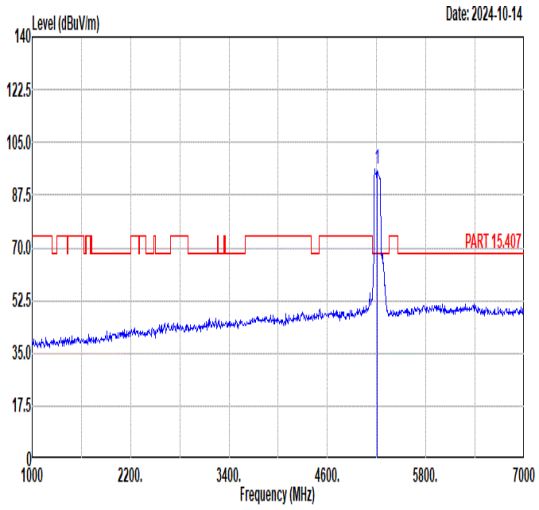 Freq Level Limit Line Margin Read Level Ant Factor Cable Loss Preamp Factor APos TPos Remark MHz dBuV/m dBuV/m dB dBuV dB/m dB dB cm deg 1 5210.00 96.19 ------ ------ 86.24 34.64 7.94 32.63 200 43 PEAK
Avg	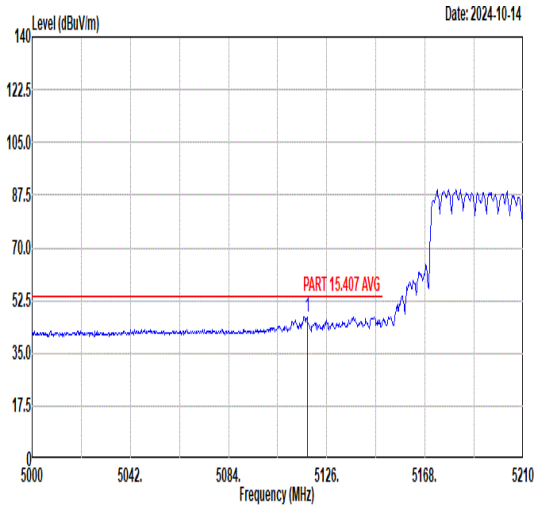 Freq Level Limit Line Margin Read Level Ant Factor Cable Loss Preamp Factor APos TPos Remark MHz dBuV/m dBuV/m dB dBuV dB/m dB dB cm deg 1 5117.60 47.20 54.00 -6.80 37.35 34.60 7.90 32.65 200 43 AVERAGE	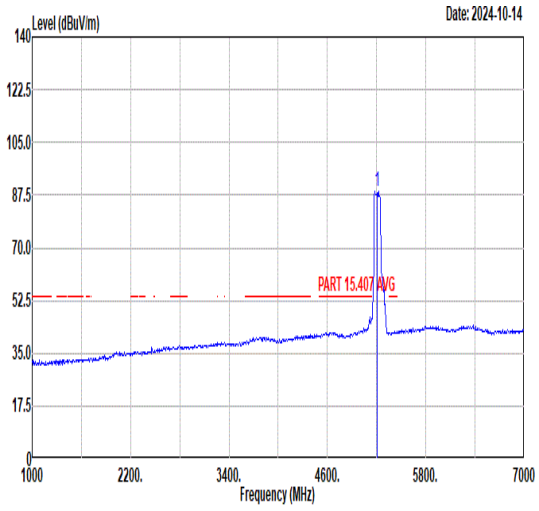 Freq Level Limit Line Margin Read Level Ant Factor Cable Loss Preamp Factor APos TPos Remark MHz dBuV/m dBuV/m dB dBuV dB/m dB dB cm deg 1 5210.00 88.63 ------ ------ 78.67 34.65 7.94 32.63 200 43 AVERAGE

Mode	25	
	Band Edge - R	
	U-NII-1_5.15-5.25_802.11ax HE80_CH42_Full RU_5210MHz	
ANT	CDD18+19	
Pol.	Horizontal	Fundamental
Peak	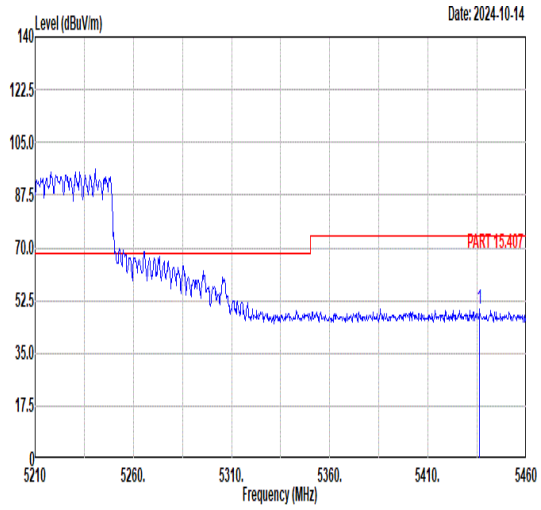 Freq Level Limit Line Margin Read Level Ant Factor Cable Loss Preamp Factor APos TPos Remark MHz dBuV/m dBuV/m dB dBuV dB/m dB dB cm deg 1 5436.25 49.84 74.00 -24.16 39.07 34.85 8.44 32.52 200 43 PEAK	Blank
Avg	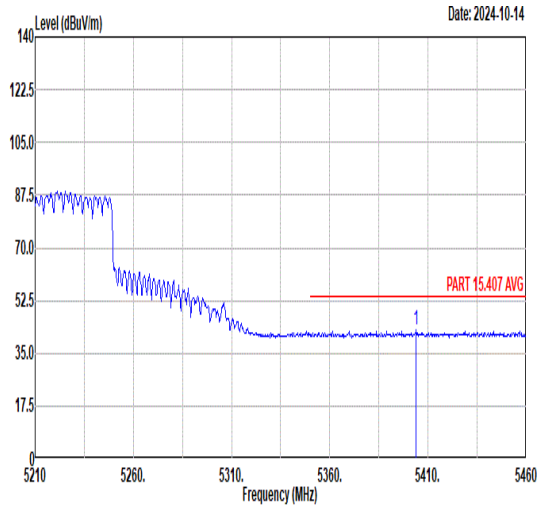 Freq Level Limit Line Margin Read Level Ant Factor Cable Loss Preamp Factor APos TPos Remark MHz dBuV/m dBuV/m dB dBuV dB/m dB dB cm deg 1 5404.00 42.91 54.00 -11.09 32.15 34.82 8.47 32.53 200 43 AVERAGE	Blank

Mode	25	
	Band Edge - L	
	U-NII-1_5.15-5.25_802.11ax HE80_CH42_Full RU_5210MHz	
ANT	CDD18+19	
Pol.	Vertical	Fundamental
Peak	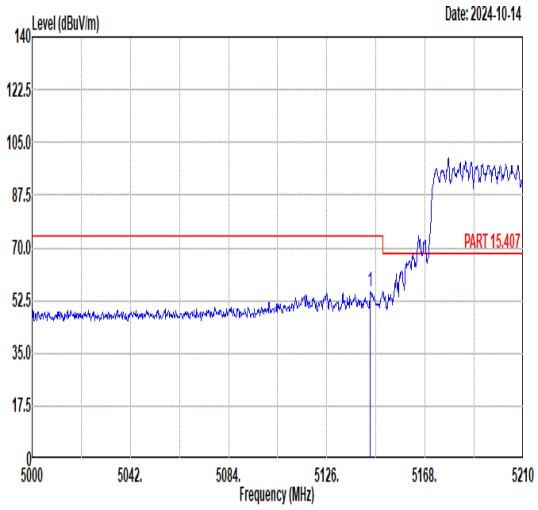 Freq Level Limit Line Margin Read Level Ant Factor Cable Loss Preamp Factor APos TPos Remark MHz dBuV/m dBuV/m dB dBuV dB/m dB dB cm deg 1 5144.69 55.35 74.00 -18.65 45.45 34.62 7.92 32.64 194 281 PEAK	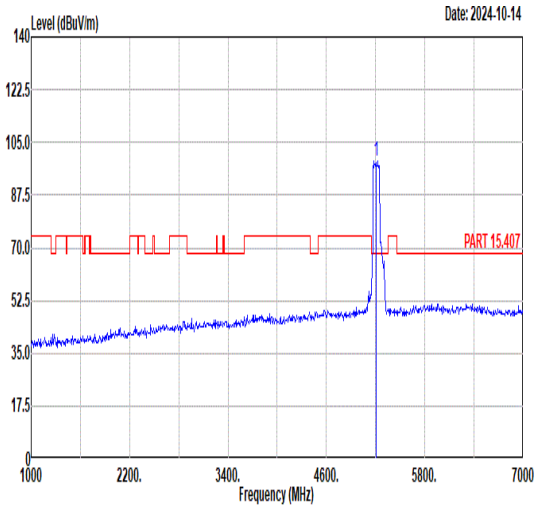 Freq Level Limit Line Margin Read Level Ant Factor Cable Loss Preamp Factor APos TPos Remark MHz dBuV/m dBuV/m dB dBuV dB/m dB dB cm deg 1 5210.00 98.98 ------ ------ 88.90 34.68 8.01 32.61 194 281 PEAK
Avg	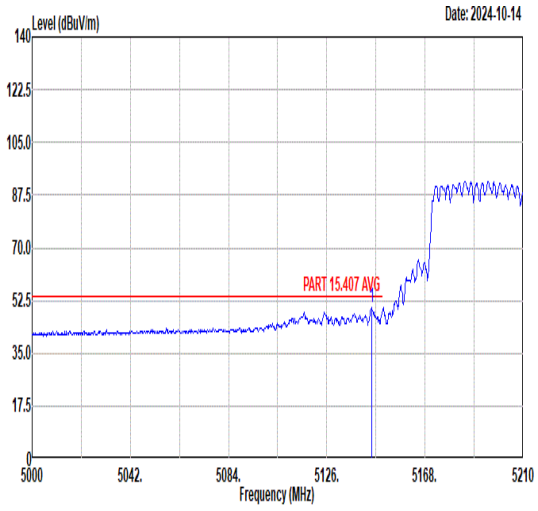 Freq Level Limit Line Margin Read Level Ant Factor Cable Loss Preamp Factor APos TPos Remark MHz dBuV/m dBuV/m dB dBuV dB/m dB dB cm deg 1 5145.11 50.05 54.00 -3.95 40.15 34.62 7.92 32.64 194 281 AVERAGE	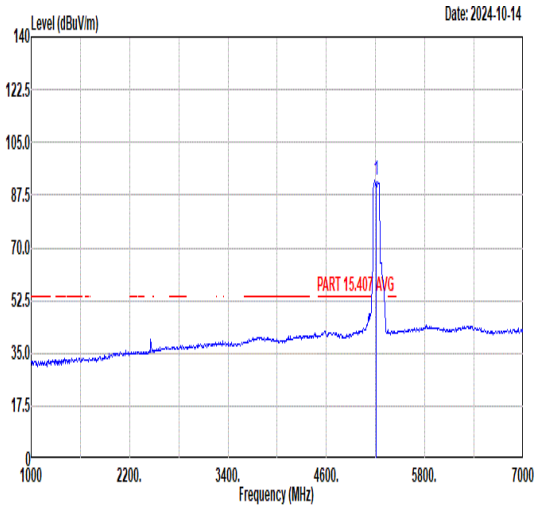 Freq Level Limit Line Margin Read Level Ant Factor Cable Loss Preamp Factor APos TPos Remark MHz dBuV/m dBuV/m dB dBuV dB/m dB dB cm deg 1 5210.00 92.24 ------ ------ 82.27 34.65 7.94 32.62 194 281 AVERAGE

Mode	25	
	Band Edge - R	
	U-NII-1_5.15-5.25_802.11ax HE80_CH42_Full RU_5210MHz	
ANT	CDD18+19	
Pol.	Vertical	Fundamental
Peak	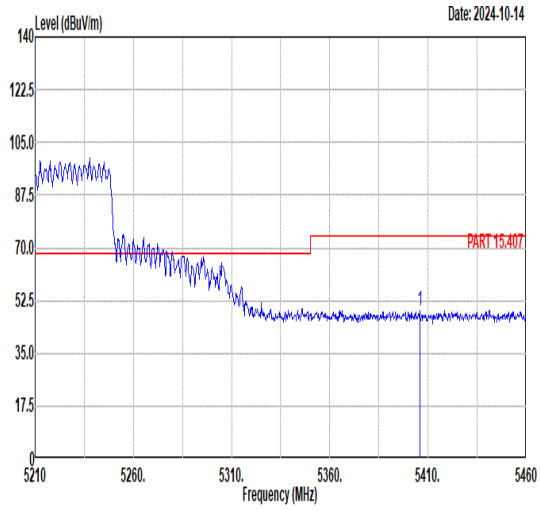 Freq Level Limit Line Margin Read Level Ant Factor Cable Loss Preamp Factor APos TPos Remark MHz dBuV/m dBuV/m dB dBuV dB/m dB dB cm deg 1 5405.75 49.06 74.00 -24.94 38.29 34.82 8.48 32.53 194 281 PEAK	Blank
Avg	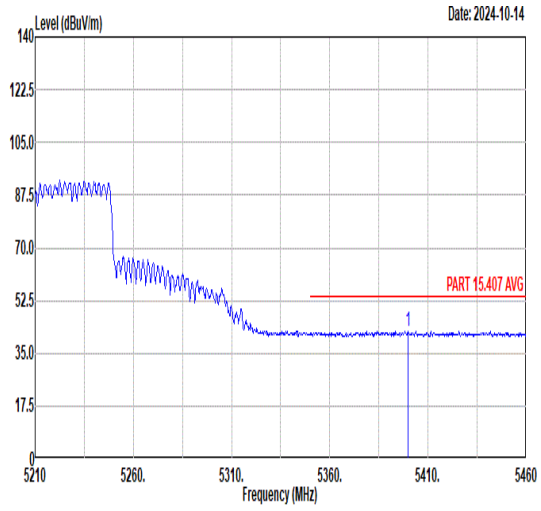 Freq Level Limit Line Margin Read Level Ant Factor Cable Loss Preamp Factor APos TPos Remark MHz dBuV/m dBuV/m dB dBuV dB/m dB dB cm deg 1 5400.00 42.32 54.00 -11.68 31.58 34.82 8.46 32.54 194 281 AVERAGE	Blank

Mode	26	
	Band Edge - L	
	U-NII-2A_5.25-5.35_802.11ax HE80_CH58_Full RU_5290MHz	
ANT	CDD18+19	
Pol.	Horizontal	Fundamental
Peak	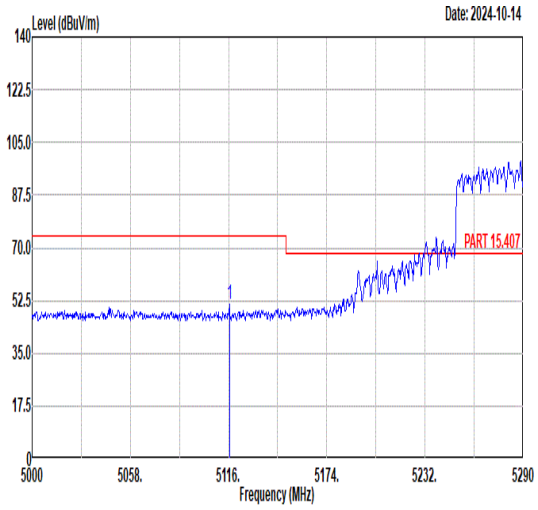 Freq Level Limit Line Margin Read Level Ant Factor Cable Loss Preamp Factor APos TPos Remark MHz dBuV/m dBuV/m dB dBuV dB/m dB dB cm deg 1 5116.58 51.01 74.00 -22.99 41.16 34.60 7.90 32.65 179 176 PEAK	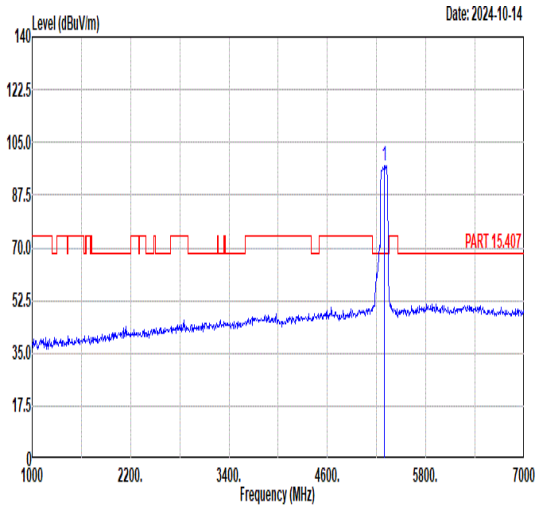 Freq Level Limit Line Margin Read Level Ant Factor Cable Loss Preamp Factor APos TPos Remark MHz dBuV/m dBuV/m dB dBuV dB/m dB dB cm deg 1 5290.00 97.43 ------ ------ 86.98 34.76 8.26 32.57 179 176 PEAK
Avg	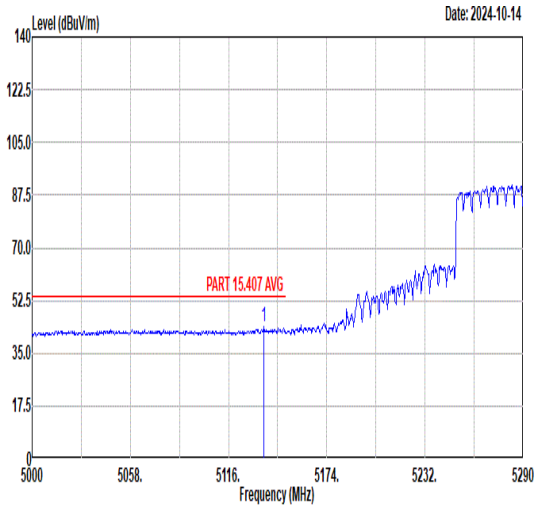 Freq Level Limit Line Margin Read Level Ant Factor Cable Loss Preamp Factor APos TPos Remark MHz dBuV/m dBuV/m dB dBuV dB/m dB dB cm deg 1 5136.59 43.61 54.00 -10.39 33.74 34.61 7.91 32.65 179 176 AVERAGE	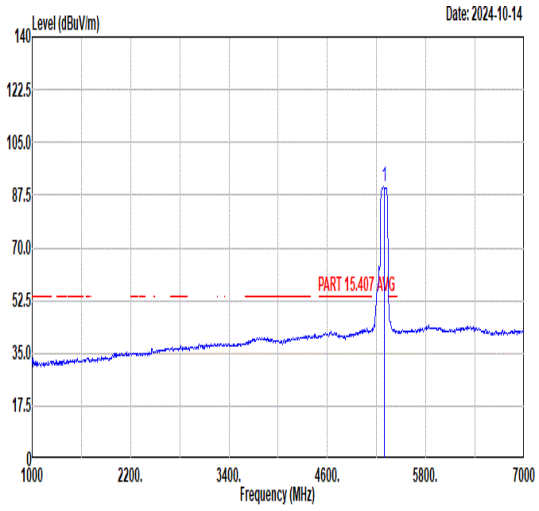 Freq Level Limit Line Margin Read Level Ant Factor Cable Loss Preamp Factor APos TPos Remark MHz dBuV/m dBuV/m dB dBuV dB/m dB dB cm deg 1 5290.00 90.53 ------ ------ 80.23 34.73 8.15 32.58 179 176 AVERAGE

Mode	26	
	Band Edge - R	
	U-NII-2A_5.25-5.35_802.11ax HE80_CH58_Full RU_5290MHz	
ANT	CDD18+19	
Pol.	Horizontal	Fundamental
Peak	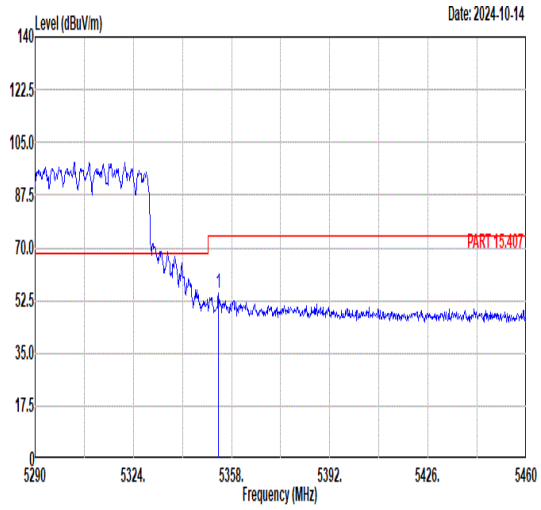 Freq Level Limit Line Margin Read Level Ant Factor Cable Loss Preamp Factor APos TPos Remark MHz dBuV/m dBuV/m dB dBuV dB/m dB dB cm deg 1 5353.41 54.71 74.00 -19.29 44.15 34.78 8.34 32.56 179 176 PEAK	Blank
Avg	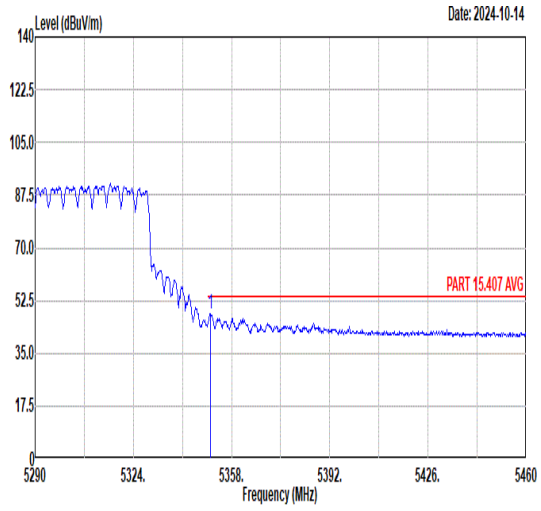 Freq Level Limit Line Margin Read Level Ant Factor Cable Loss Preamp Factor APos TPos Remark MHz dBuV/m dBuV/m dB dBuV dB/m dB dB cm deg 1 5350.69 48.28 54.00 -5.72 37.73 34.78 8.33 32.56 179 176 AVERAGE	Blank

Mode	26	
	Band Edge - L	
	U-NII-2A_5.25-5.35_802.11ax HE80_CH58_Full RU_5290MHz	
ANT	CDD18+19	
Pol.	Vertical	Fundamental
Peak	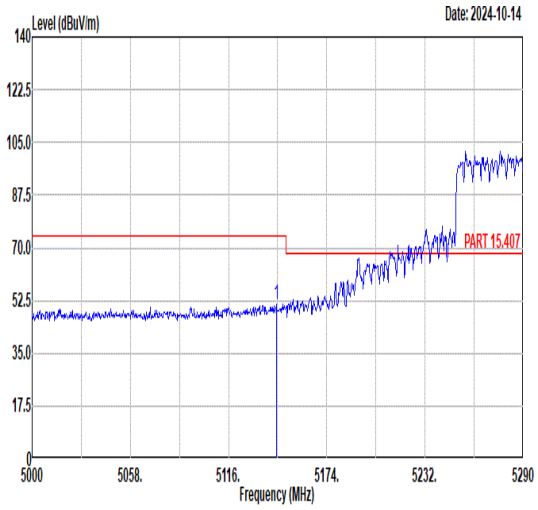 Freq Level Limit Line Margin Read Level Ant Factor Cable Loss Preamp Factor APos TPos Remark MHz dBuV/m dBuV/m dB dBuV dB/m dB dB cm deg 1 5144.13 51.50 74.00 -22.50 41.61 34.62 7.91 32.64 165 268 PEAK	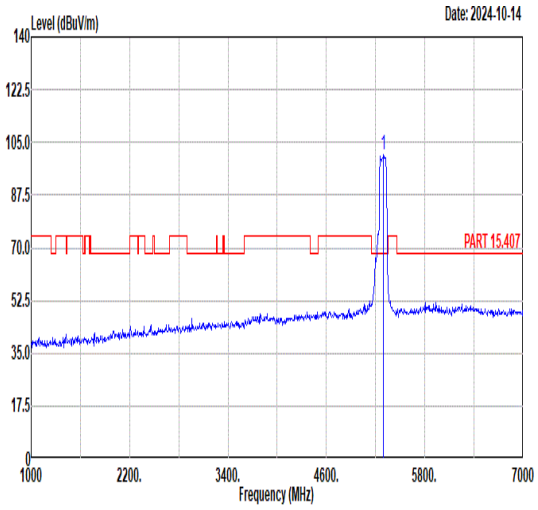 Freq Level Limit Line Margin Read Level Ant Factor Cable Loss Preamp Factor APos TPos Remark MHz dBuV/m dBuV/m dB dBuV dB/m dB dB cm deg 1 5290.00 101.06 ------ ------ 90.72 34.74 8.18 32.58 165 268 PEAK
Avg	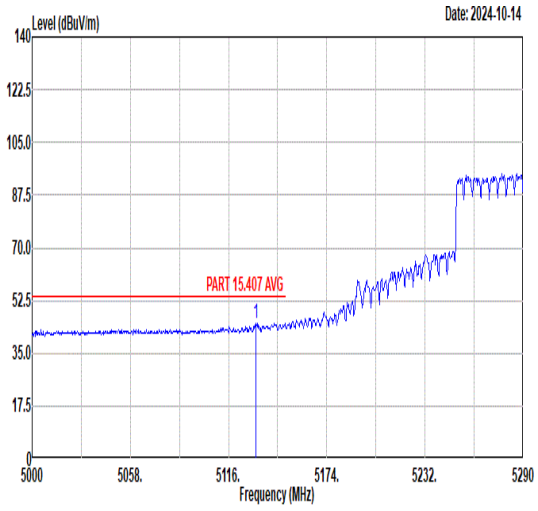 Freq Level Limit Line Margin Read Level Ant Factor Cable Loss Preamp Factor APos TPos Remark MHz dBuV/m dBuV/m dB dBuV dB/m dB dB cm deg 1 5132.24 45.15 54.00 -8.85 35.28 34.61 7.91 32.65 165 268 AVERAGE	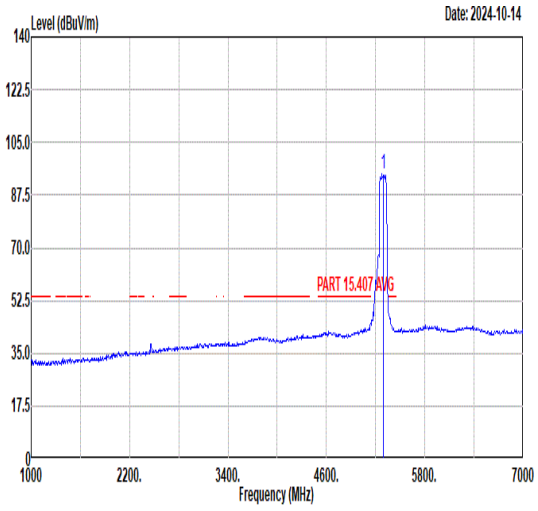 Freq Level Limit Line Margin Read Level Ant Factor Cable Loss Preamp Factor APos TPos Remark MHz dBuV/m dBuV/m dB dBuV dB/m dB dB cm deg 1 5290.00 94.40 ------ ------ 84.13 34.72 8.14 32.59 165 268 AVERAGE

Mode	26	
	Band Edge - R	
	U-NII-2A_5.25-5.35_802.11ax HE80_CH58_Full RU_5290MHz	
ANT	CDD18+19	
Pol.	Vertical	Fundamental
Peak	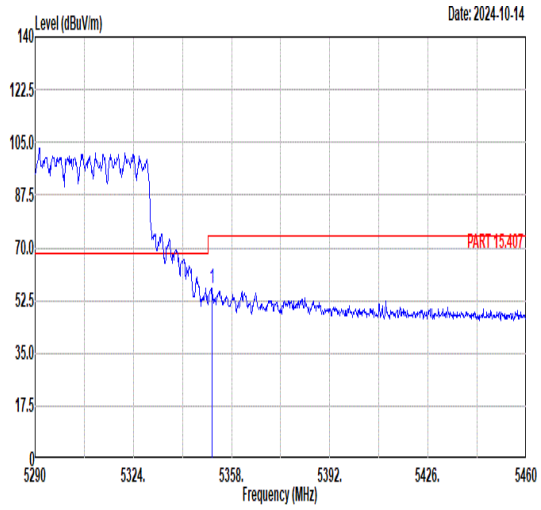 Freq Level Limit Line Margin Read Level Ant Factor Cable Loss Preamp Factor APos TPos Remark MHz dBuV/m dBuV/m dB dBuV dB/m dB dB cm deg 1 5351.37 56.67 74.00 -17.33 46.12 34.78 8.33 32.56 165 268 PEAK	Blank
Avg	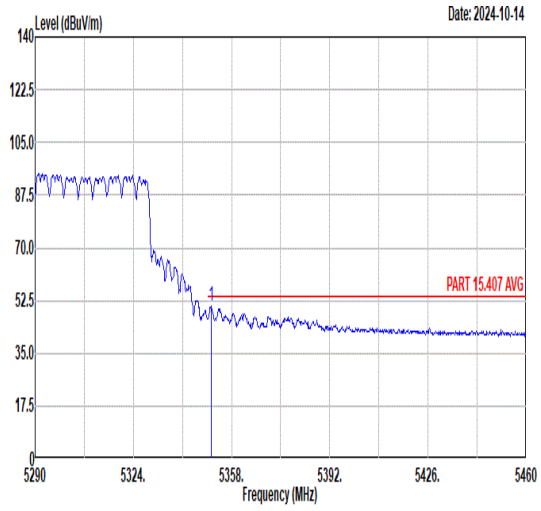 Freq Level Limit Line Margin Read Level Ant Factor Cable Loss Preamp Factor APos TPos Remark MHz dBuV/m dBuV/m dB dBuV dB/m dB dB cm deg 1 5351.03 50.71 54.00 -3.29 40.16 34.78 8.33 32.56 165 268 AVERAGE	Blank

Mode	26	
	Harmonic	
	U-NII-2A_5.25-5.35_802.11ax HE80_CH58_Full RU_5290MHz	
ANT	CDD18+19	
Pol.	Horizontal	Vertical
Peak Avg	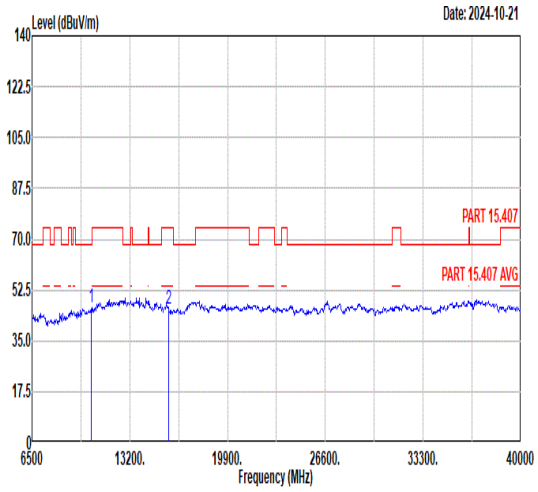 Freq Level Limit Line Margin Read Level Ant Factor Cable Loss Preamp Factor APos TPos Remark MHz dBuV/m dBuV/m dB dBuV dB/m dB dB cm deg 1 10580.00 46.60 68.30 -21.70 62.82 37.52 10.89 64.63 -- -- Peak 2 15870.00 45.97 74.00 -28.03 58.11 39.20 12.71 64.05 -- -- Peak	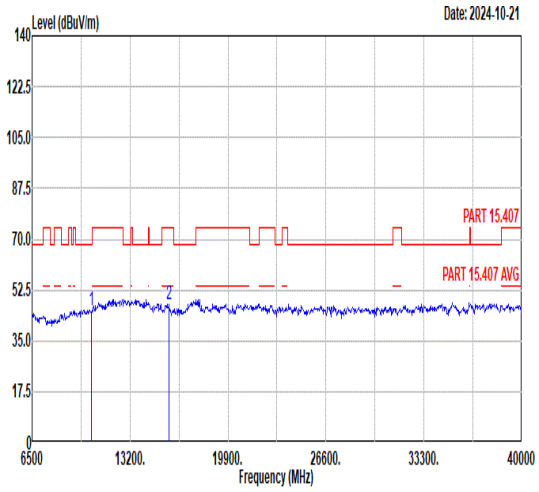 Freq Level Limit Line Margin Read Level Ant Factor Cable Loss Preamp Factor APos TPos Remark MHz dBuV/m dBuV/m dB dBuV dB/m dB dB cm deg 1 10580.00 45.18 68.30 -23.12 61.40 37.52 10.89 64.63 -- -- Peak 2 15870.00 47.44 74.00 -26.56 59.58 39.20 12.71 64.05 -- -- Peak

Mode	27	
	Band Edge - L	
	U-NII-2C_5.47-5.725_802.11ax HE80_CH106_Full RU_5530MHz	
ANT	CDD18+19	
Pol.	Horizontal	Fundamental
Peak	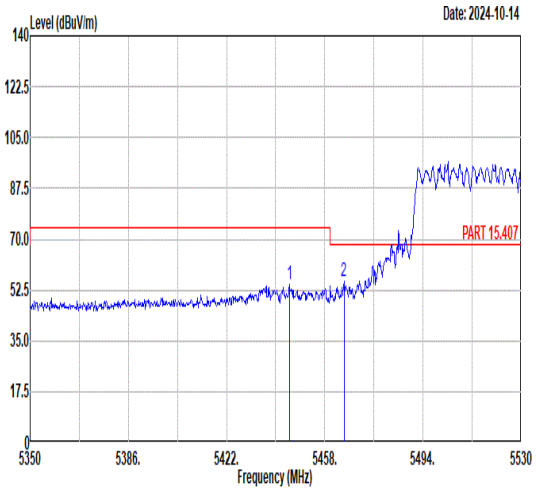 Freq Level Limit Line Margin Read Level Ant Factor Cable Loss Preamp Factor APos TPos Remark MHz dBuV/m dBuV/m dB dBuV dB/m dB dB cm deg 1 5445.04 54.64 74.00 -19.36 43.88 34.85 8.43 32.52 164 138 PEAK 2 5465.02 55.29 68.30 -13.01 44.53 34.87 8.40 32.51 164 138 PEAK	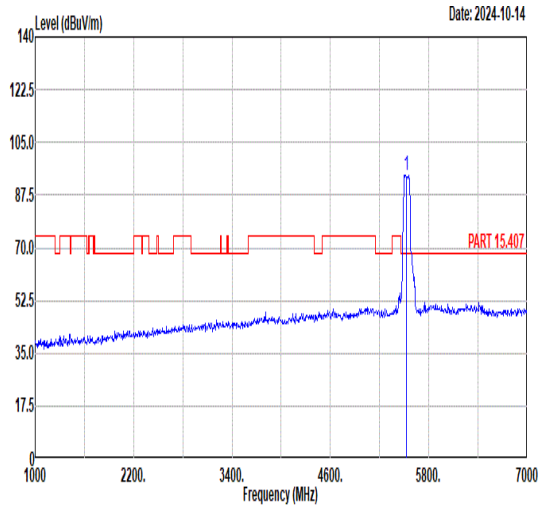 Freq Level Limit Line Margin Read Level Ant Factor Cable Loss Preamp Factor APos TPos Remark MHz dBuV/m dBuV/m dB dBuV dB/m dB dB cm deg 1 5530.00 94.20 ------ ------ 83.46 34.91 8.33 32.50 164 138 PEAK
Avg	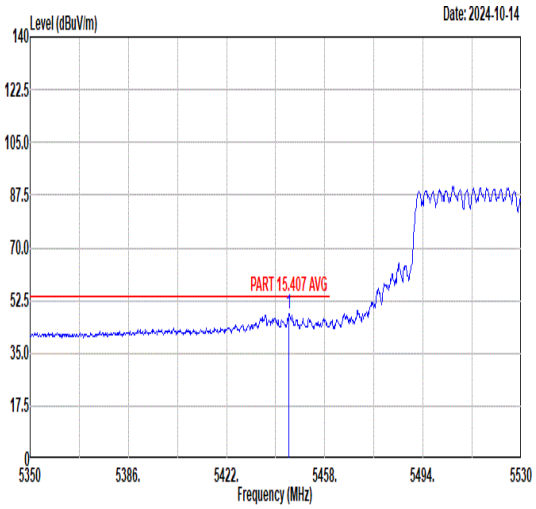 Freq Level Limit Line Margin Read Level Ant Factor Cable Loss Preamp Factor APos TPos Remark MHz dBuV/m dBuV/m dB dBuV dB/m dB dB cm deg 1 5444.86 48.17 54.00 -5.83 37.41 34.85 8.43 32.52 164 138 AVERAGE	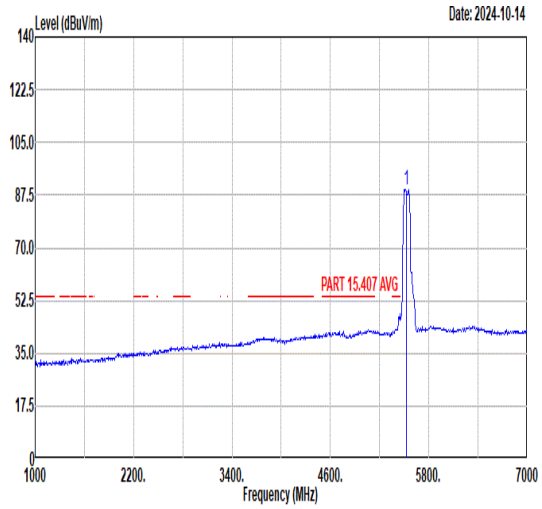 Freq Level Limit Line Margin Read Level Ant Factor Cable Loss Preamp Factor APos TPos Remark MHz dBuV/m dBuV/m dB dBuV dB/m dB dB cm deg 1 5530.00 89.41 ------ ------ 78.66 34.90 8.35 32.50 164 138 AVERAGE

Mode	27	
	Band Edge - R	
	U-NII-2C_5.47-5.725_802.11ax HE80_CH106_Full RU_5530MHz	
ANT	CDD18+19	
Pol.	Horizontal	Fundamental
Peak	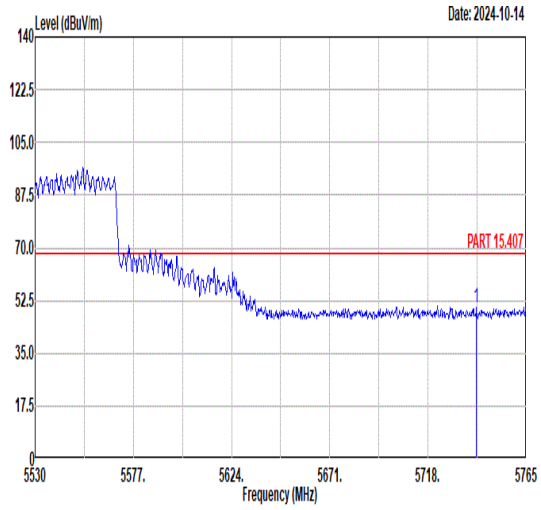 Freq Level Limit Line Margin Read Level Ant Factor Cable Loss Preamp Factor APos TPos Remark MHz dBuV/m dBuV/m dB dBuV dB/m dB dB cm deg 1 5741.27 50.27 68.30 -18.03 39.00 35.04 8.73 32.50 164 138 PEAK	Blank

Mode	27	
	Band Edge - L	
	U-NII-2C_5.47-5.725_802.11ax HE80_CH106_Full RU_5530MHz	
ANT	CDD18+19	
Pol.	Vertical	Fundamental
Peak	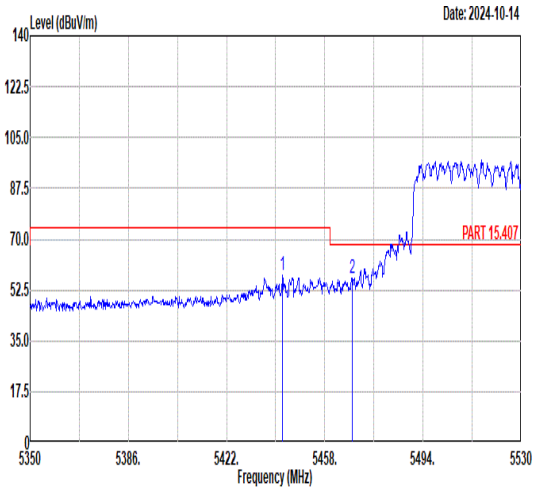 Freq Level Limit Line Margin Read Level Ant Factor Cable Loss Preamp Factor APos TPos Remark MHz dBuV/m dBuV/m dB dBuV dB/m dB dB cm deg 1 5442.52 57.70 74.00 -16.30 46.94 34.85 8.43 32.52 348 290 PEAK 2 5468.08 56.61 68.30 -11.69 45.85 34.87 8.40 32.51 348 290 PEAK	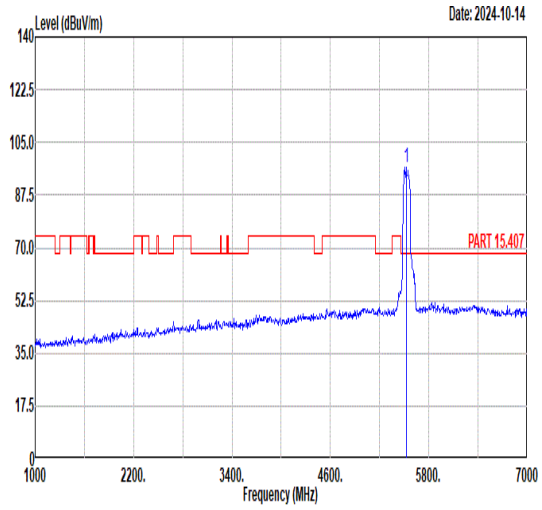 Freq Level Limit Line Margin Read Level Ant Factor Cable Loss Preamp Factor APos TPos Remark MHz dBuV/m dBuV/m dB dBuV dB/m dB dB cm deg 1 5530.00 96.90 ------ ------ 86.15 34.90 8.35 32.50 348 290 PEAK
Avg	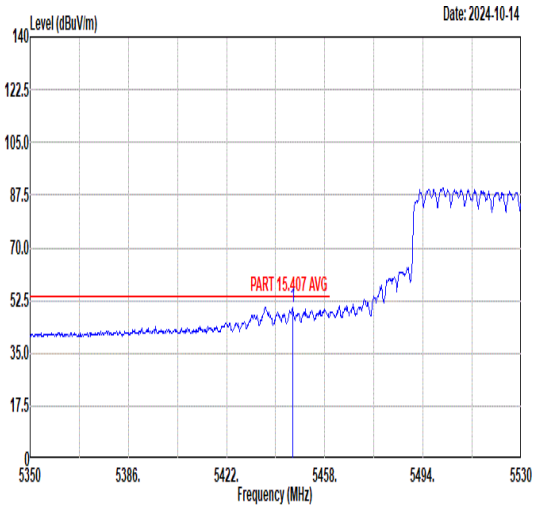 Freq Level Limit Line Margin Read Level Ant Factor Cable Loss Preamp Factor APos TPos Remark MHz dBuV/m dBuV/m dB dBuV dB/m dB dB cm deg 1 5446.12 50.25 54.00 -3.75 39.49 34.85 8.43 32.52 348 290 AVERAGE	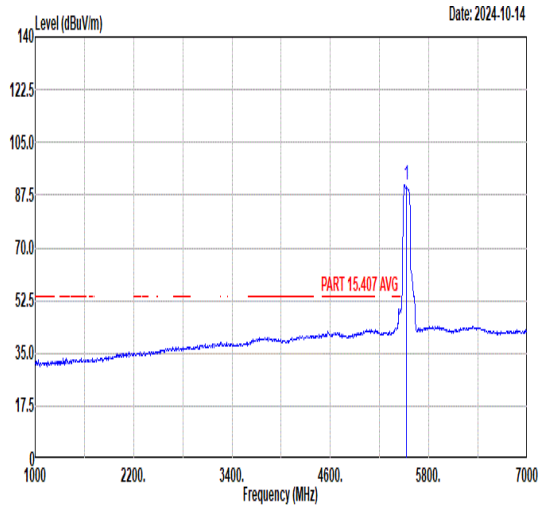 Freq Level Limit Line Margin Read Level Ant Factor Cable Loss Preamp Factor APos TPos Remark MHz dBuV/m dBuV/m dB dBuV dB/m dB dB cm deg 1 5530.00 90.93 ------ ------ 80.17 34.90 8.36 32.50 348 290 AVERAGE

Mode	27	
	Band Edge - R	
	U-NII-2C_5.47-5.725_802.11ax HE80_CH106_Full RU_5530MHz	
ANT	CDD18+19	
Pol.	Vertical	Fundamental
Peak	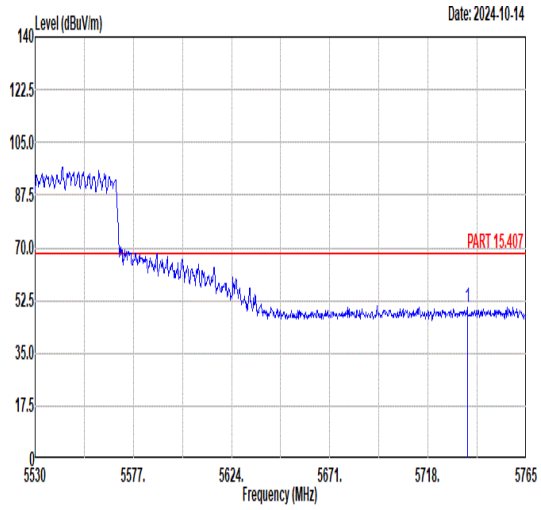 Freq Level Limit Line Margin Read Level Ant Factor Cable Loss Preamp Factor APos TPos Remark MHz dBuV/m dBuV/m dB dBuV dB/m dB dB cm deg 1 5736.80 50.24 68.30 -18.06 38.98 35.04 8.72 32.50 348 290 PEAK	Blank

Mode	28	
	Band Edge - L	
	U-NII-2C_5.47-5.725_802.11ax HE80_CH122_Full RU_5610MHz	
ANT	CDD18+19	
Pol.	Horizontal	Fundamental
Peak	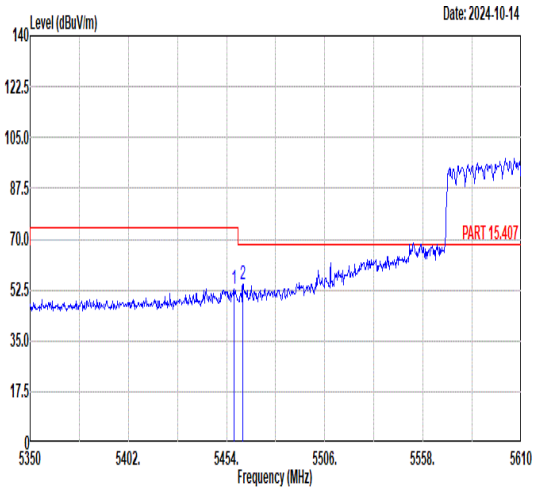 Freq Level Limit Line Margin Read Level Ant Factor Cable Loss Preamp Factor APos TPos Remark MHz dBuV/m dBuV/m dB dBuV dB/m dB dB cm deg 1 5457.90 53.08 74.00 -20.92 42.32 34.86 8.41 32.51 200 138 PEAK 2 5462.58 54.37 68.30 -13.93 43.60 34.87 8.41 32.51 200 138 PEAK	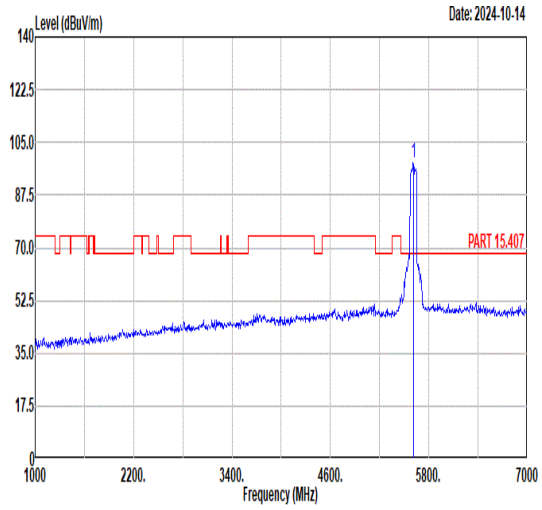 Freq Level Limit Line Margin Read Level Ant Factor Cable Loss Preamp Factor APos TPos Remark MHz dBuV/m dBuV/m dB dBuV dB/m dB dB cm deg 1 5610.00 98.18 ------ ------ 87.48 34.96 8.24 32.50 200 138 PEAK
Avg	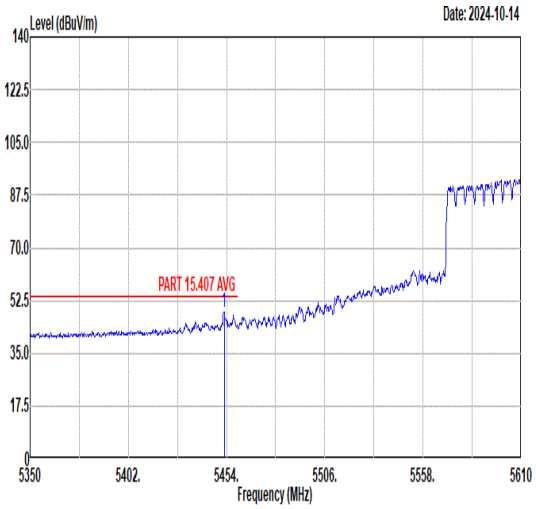 Freq Level Limit Line Margin Read Level Ant Factor Cable Loss Preamp Factor APos TPos Remark MHz dBuV/m dBuV/m dB dBuV dB/m dB dB cm deg 1 5452.70 48.80 54.00 -5.20 38.03 34.86 8.42 32.51 200 138 AVERAGE	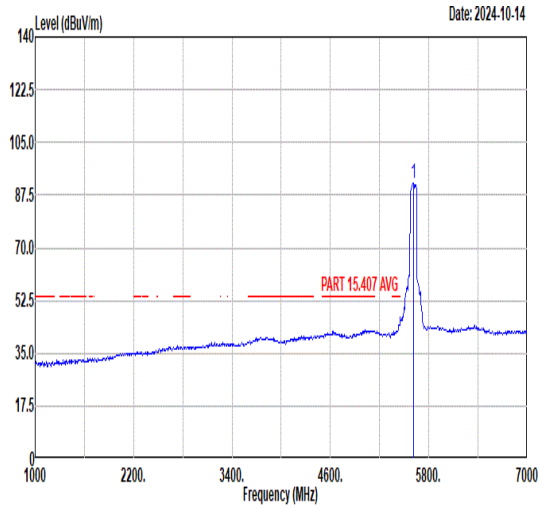 Freq Level Limit Line Margin Read Level Ant Factor Cable Loss Preamp Factor APos TPos Remark MHz dBuV/m dBuV/m dB dBuV dB/m dB dB cm deg 1 5610.00 91.34 ------ ------ 80.64 34.96 8.24 32.50 200 138 AVERAGE

Mode	28	
	Band Edge - R	
	U-NII-2C_5.47-5.725_802.11ax HE80_CH122_Full RU_5610MHz	
ANT	CDD18+19	
Pol.	Horizontal	Fundamental
Peak	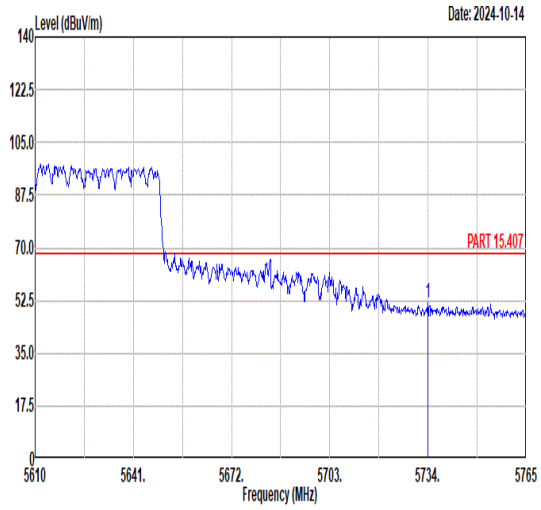 Freq Level Limit Line Margin Read Level Ant Factor Cable Loss Preamp Factor APos TPos Remark MHz dBuV/m dBuV/m dB dBuV dB/m dB dB cm deg 1 5734.00 51.83 68.30 -16.47 40.58 35.04 8.71 32.50 200 138 PEAK	Blank

Mode	28	
	Band Edge - L	
	U-NII-2C_5.47-5.725_802.11ax HE80_CH122_Full RU_5610MHz	
ANT	CDD18+19	
Pol.	Vertical	Fundamental
Peak	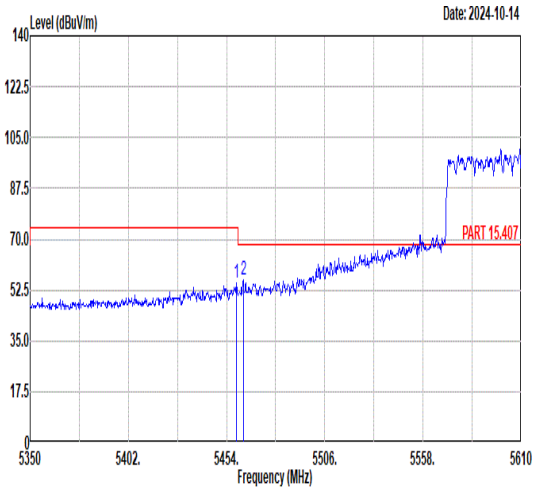 Freq Level Limit Line Margin Read Level Ant Factor Cable Loss Preamp Factor APos TPos Remark MHz dBuV/m dBuV/m dB dBuV dB/m dB dB cm deg 1 5459.20 55.06 74.00 -18.94 44.30 34.86 8.41 32.51 300 293 PEAK 2 5462.84 55.98 68.30 -12.32 45.21 34.87 8.41 32.51 300 293 PEAK	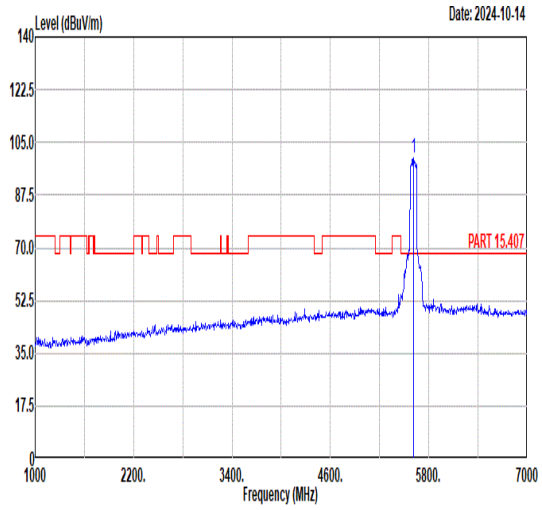 Freq Level Limit Line Margin Read Level Ant Factor Cable Loss Preamp Factor APos TPos Remark MHz dBuV/m dBuV/m dB dBuV dB/m dB dB cm deg 1 5610.00 99.79 ------ ------ 89.06 34.97 8.26 32.50 300 293 PEAK
Avg	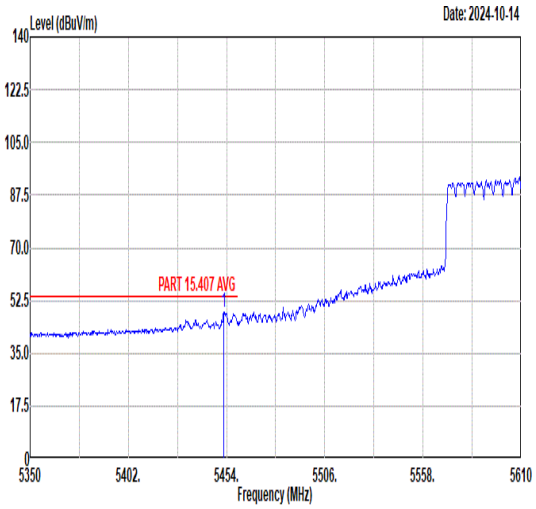 Freq Level Limit Line Margin Read Level Ant Factor Cable Loss Preamp Factor APos TPos Remark MHz dBuV/m dBuV/m dB dBuV dB/m dB dB cm deg 1 5452.44 48.65 54.00 -5.35 37.88 34.86 8.42 32.51 300 293 AVERAGE	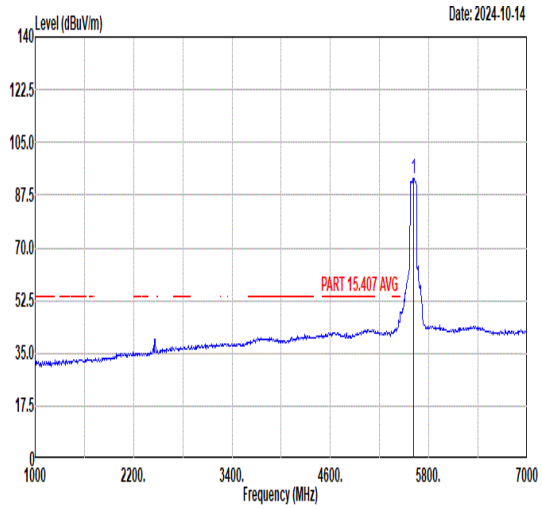 Freq Level Limit Line Margin Read Level Ant Factor Cable Loss Preamp Factor APos TPos Remark MHz dBuV/m dBuV/m dB dBuV dB/m dB dB cm deg 1 5610.00 93.19 ------ ------ 82.46 34.97 8.26 32.50 300 293 AVERAGE

Mode	28	
	Band Edge - R	
	U-NII-2C_5.47-5.725_802.11ax HE80_CH122_Full RU_5610MHz	
ANT	CDD18+19	
Pol.	Vertical	Fundamental
Peak	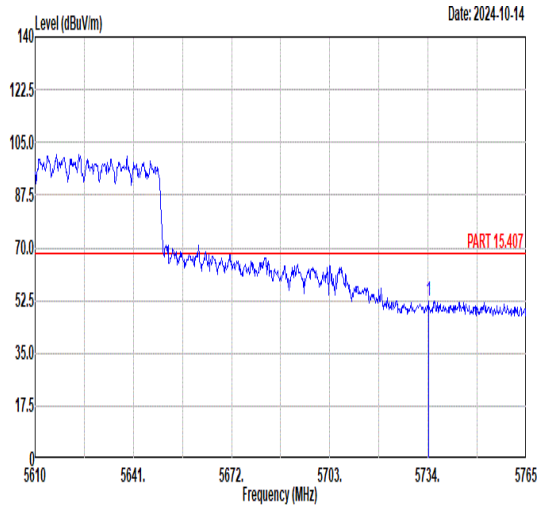 Freq Level Limit Line Margin Read Level Ant Factor Cable Loss Preamp Factor APos TPos Remark MHz dBuV/m dBuV/m dB dBuV dB/m dB dB cm deg 1 5734.16 52.40 68.30 -15.90 41.15 35.04 8.71 32.50 300 293 PEAK	Blank

Mode	29	
	Band Edge - L	
	U-NII-2A_5.25-5.35_802.11ax HE160_CH50_Full RU_5250MHz	
ANT	CDD18+19	
Pol.	Horizontal	Fundamental
Peak	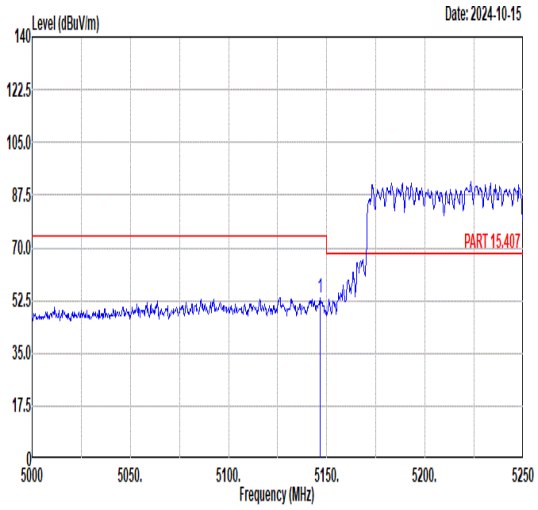 Freq Level Limit Line Margin Read Level Ant Factor Cable Loss Preamp Factor APos TPos Remark MHz dBuV/m dBuV/m dB dBuV dB/m dB dB cm deg 1 5146.75 53.44 74.00 -20.56 43.54 34.62 7.92 32.64 200 48 PEAK	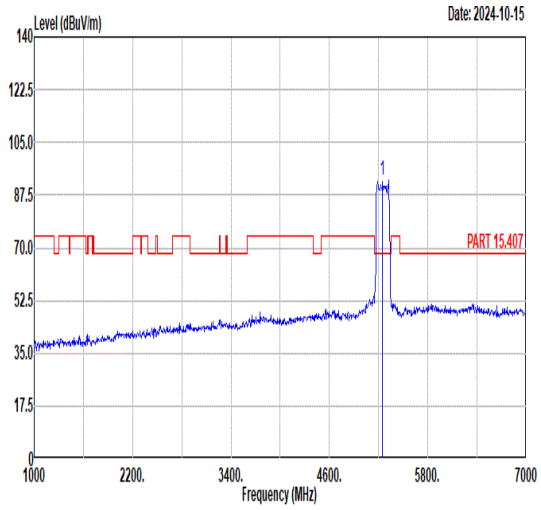 Freq Level Limit Line Margin Read Level Ant Factor Cable Loss Preamp Factor APos TPos Remark MHz dBuV/m dBuV/m dB dBuV dB/m dB dB cm deg 1 5250.00 92.57 ------ ------ 82.14 34.75 8.25 32.57 200 48 PEAK
Avg	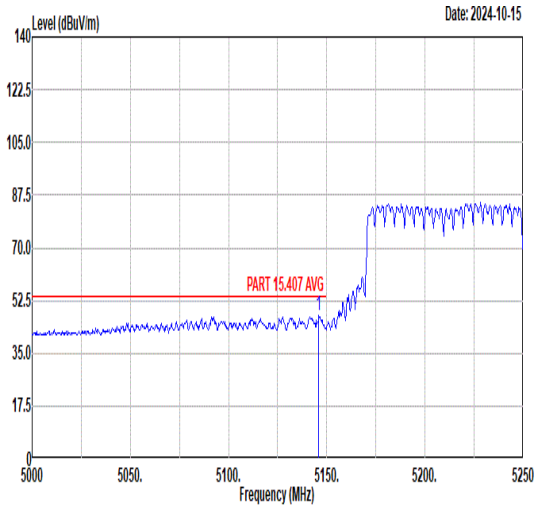 Freq Level Limit Line Margin Read Level Ant Factor Cable Loss Preamp Factor APos TPos Remark MHz dBuV/m dBuV/m dB dBuV dB/m dB dB cm deg 1 5146.00 47.37 54.00 -6.63 37.47 34.62 7.92 32.64 200 48 AVERAGE	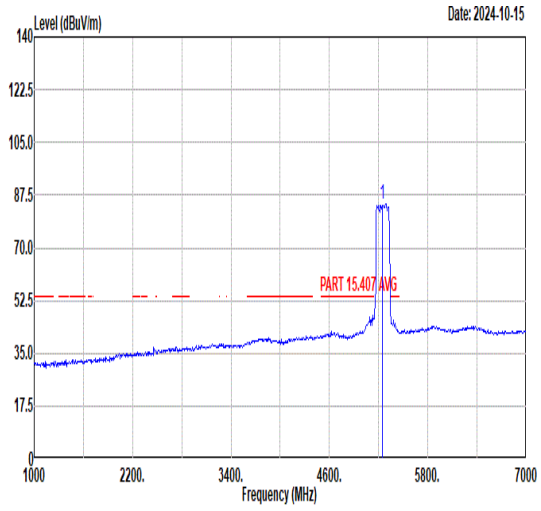 Freq Level Limit Line Margin Read Level Ant Factor Cable Loss Preamp Factor APos TPos Remark MHz dBuV/m dBuV/m dB dBuV dB/m dB dB cm deg 1 5250.00 84.50 ------ ------ 74.18 34.73 8.17 32.58 200 48 AVERAGE

Mode	29	
	Band Edge - R	
	U-NII-2A_5.25-5.35_802.11ax HE160_CH50_Full RU_5250MHz	
ANT	CDD18+19	
Pol.	Horizontal	Fundamental
Peak	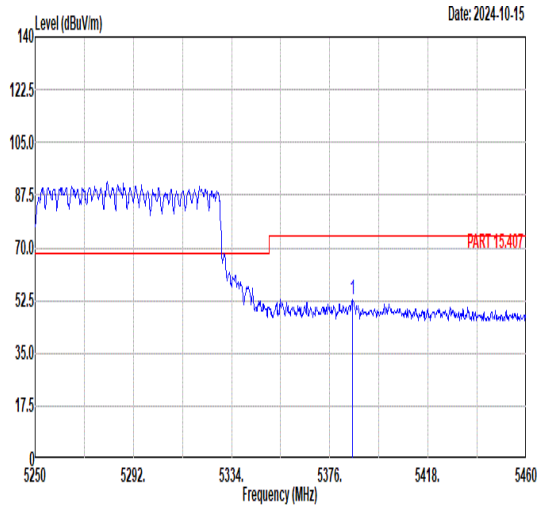 Freq Level Limit Line Margin Read Level Ant Factor Cable Loss Preamp Factor APos TPos Remark MHz dBuV/m dBuV/m dB dBuV dB/m dB dB cm deg 1 5385.66 52.65 74.00 -21.35 41.96 34.81 8.42 32.54 200 48 PEAK	Blank
Avg	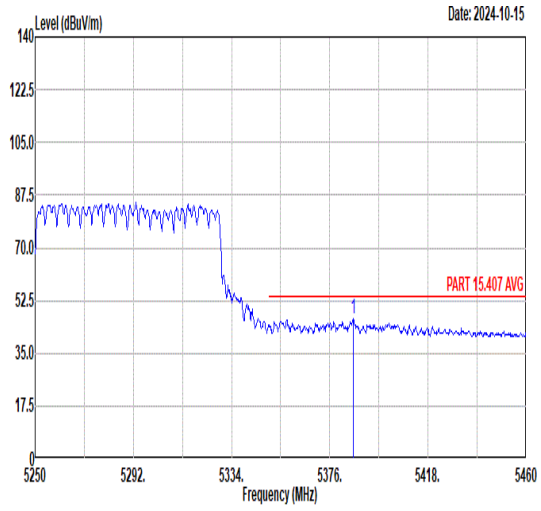 Freq Level Limit Line Margin Read Level Ant Factor Cable Loss Preamp Factor APos TPos Remark MHz dBuV/m dBuV/m dB dBuV dB/m dB dB cm deg 1 5386.08 46.31 54.00 -7.69 35.62 34.81 8.42 32.54 200 48 AVERAGE	Blank

Mode	29	
	Band Edge - L	
	U-NII-2A_5.25-5.35_802.11ax HE160_CH50_Full RU_5250MHz	
ANT	CDD18+19	
Pol.	Vertical	Fundamental
Peak	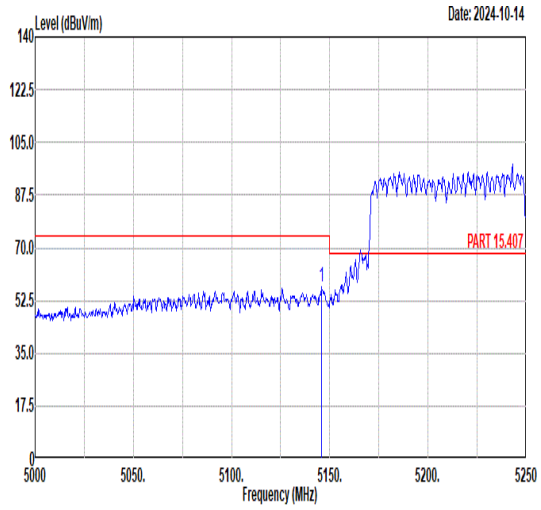 Freq Level Limit Line Margin Read Level Ant Factor Cable Loss Preamp Factor APos TPos Remark MHz dBuV/m dBuV/m dB dBuV dB/m dB dB cm deg 1 5145.75 57.31 74.00 -16.69 47.41 34.62 7.92 32.64 257 272 PEAK	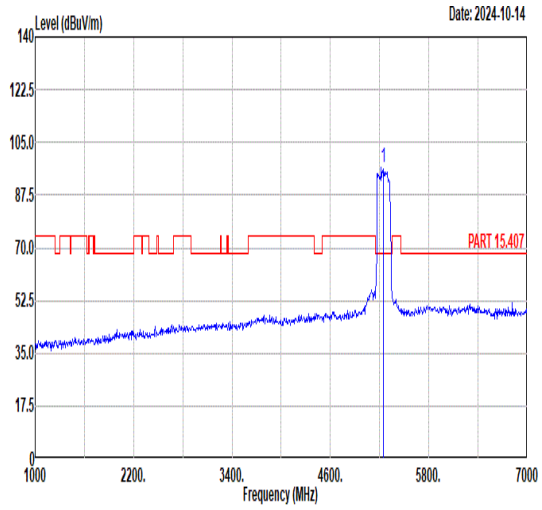 Freq Level Limit Line Margin Read Level Ant Factor Cable Loss Preamp Factor APos TPos Remark MHz dBuV/m dBuV/m dB dBuV dB/m dB dB cm deg 1 5250.00 96.76 ------ ------ 86.72 34.67 7.98 32.61 257 272 PEAK
Avg	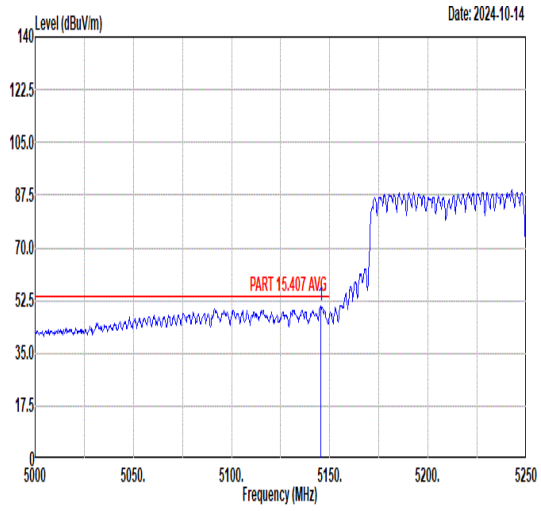 Freq Level Limit Line Margin Read Level Ant Factor Cable Loss Preamp Factor APos TPos Remark MHz dBuV/m dBuV/m dB dBuV dB/m dB dB cm deg 1 5145.50 50.68 54.00 -3.32 40.78 34.62 7.92 32.64 257 272 AVERAGE	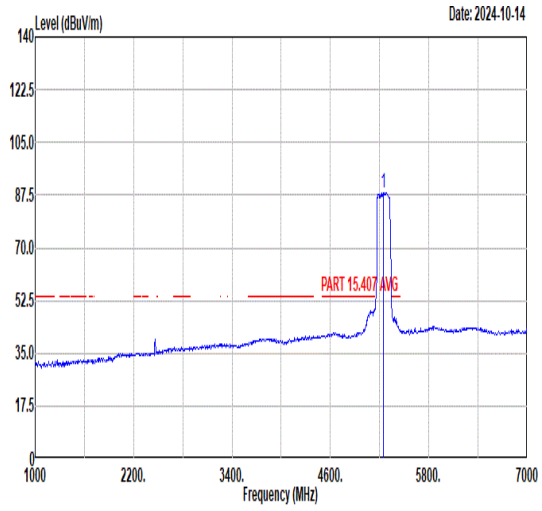 Freq Level Limit Line Margin Read Level Ant Factor Cable Loss Preamp Factor APos TPos Remark MHz dBuV/m dBuV/m dB dBuV dB/m dB dB cm deg 1 5250.00 88.40 ------ ------ 78.13 34.72 8.14 32.59 257 272 AVERAGE

Mode	29	
	Band Edge - R	
	U-NII-2A_5.25-5.35_802.11ax HE160_CH50_Full RU_5250MHz	
ANT	CDD18+19	
Pol.	Vertical	Fundamental
Peak	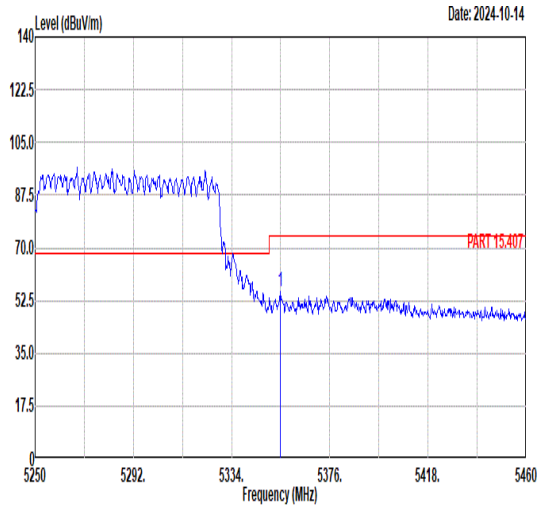 Freq Level Limit Line Margin Read Level Ant Factor Cable Loss Preamp Factor APos TPos Remark MHz dBuV/m dBuV/m dB dBuV dB/m dB dB cm deg 1 5354.79 55.31 74.00 -18.69 44.74 34.78 8.34 32.55 257 272 PEAK	Blank
Avg	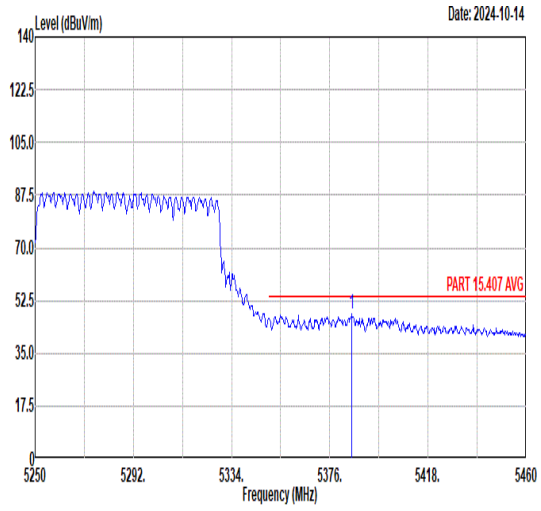 Freq Level Limit Line Margin Read Level Ant Factor Cable Loss Preamp Factor APos TPos Remark MHz dBuV/m dBuV/m dB dBuV dB/m dB dB cm deg 1 5385.45 47.89 54.00 -6.11 37.20 34.81 8.42 32.54 257 272 AVERAGE	Blank

Mode	30
	Band Edge - L
	U-NII-2A_5.25-5.35_802.11ax HE160_CH114_Full RU_5570MHz
ANT	CDD18+19

Pol.	Horizontal	Fundamental
Peak	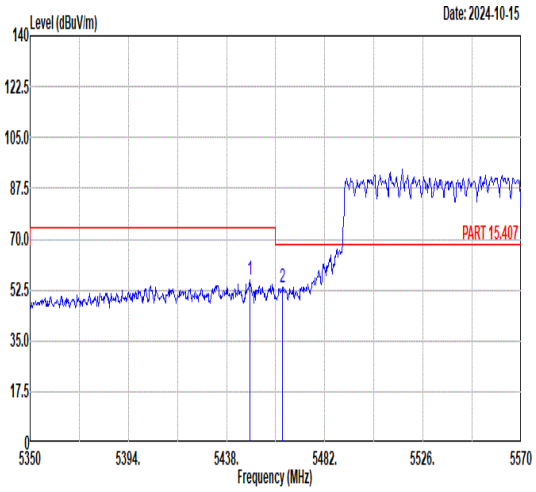 Freq Level Limit Line Margin Read Level Ant Factor Cable Loss Preamp Factor APos TPos Remark MHz dBuV/m dBuV/m dB dBuV dB/m dB dB cm deg 1 5448.34 55.85 74.00 -18.15 45.09 34.86 8.42 32.52 176 133 PEAK 2 5463.08 53.39 68.30 -14.91 42.62 34.87 8.41 32.51 176 133 PEAK	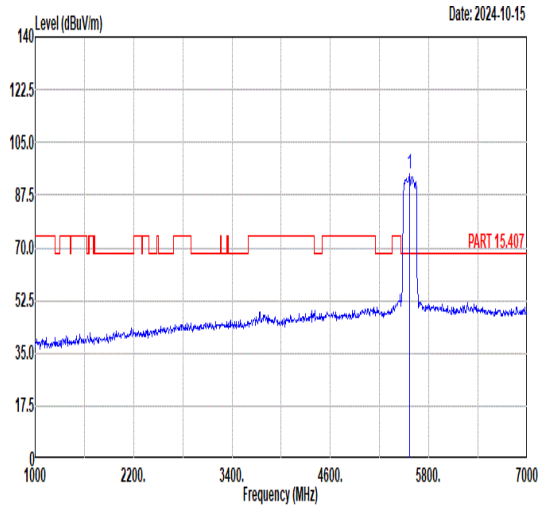 Freq Level Limit Line Margin Read Level Ant Factor Cable Loss Preamp Factor APos TPos Remark MHz dBuV/m dBuV/m dB dBuV dB/m dB dB cm deg 1 5570.00 94.52 ------ ------ 83.81 34.94 8.27 32.50 176 133 PEAK
Avg	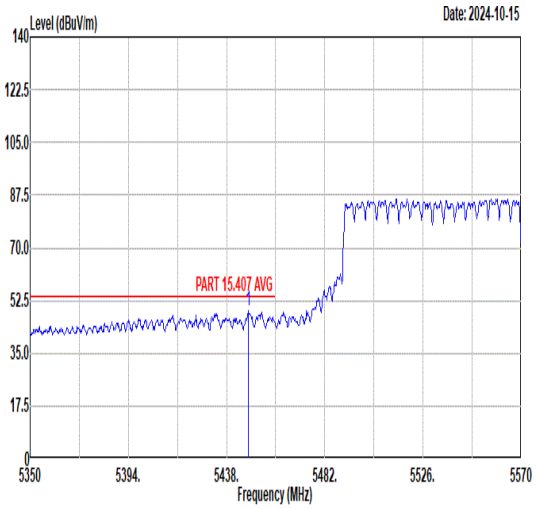 Freq Level Limit Line Margin Read Level Ant Factor Cable Loss Preamp Factor APos TPos Remark MHz dBuV/m dBuV/m dB dBuV dB/m dB dB cm deg 1 5447.90 48.90 54.00 -5.10 38.13 34.86 8.43 32.52 176 133 AVERAGE	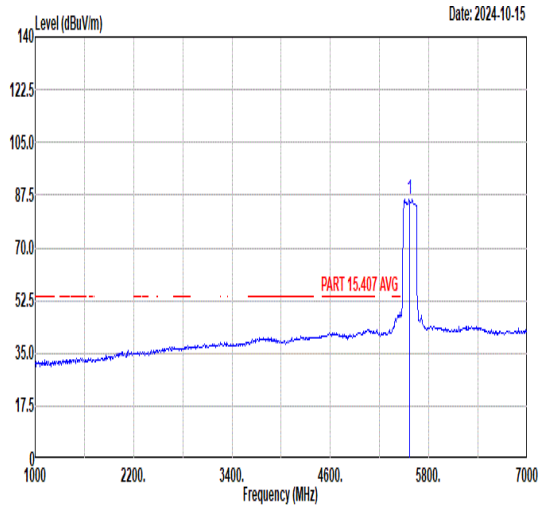 Freq Level Limit Line Margin Read Level Ant Factor Cable Loss Preamp Factor APos TPos Remark MHz dBuV/m dBuV/m dB dBuV dB/m dB dB cm deg 1 5570.00 86.10 ------ ------ 75.39 34.93 8.28 32.50 176 133 AVERAGE

Mode	30	
	Band Edge - R	
	U-NII-2A_5.25-5.35_802.11ax HE160_CH114_Full RU_5570MHz	
ANT	CDD18+19	
Pol.	Horizontal	Fundamental
Peak	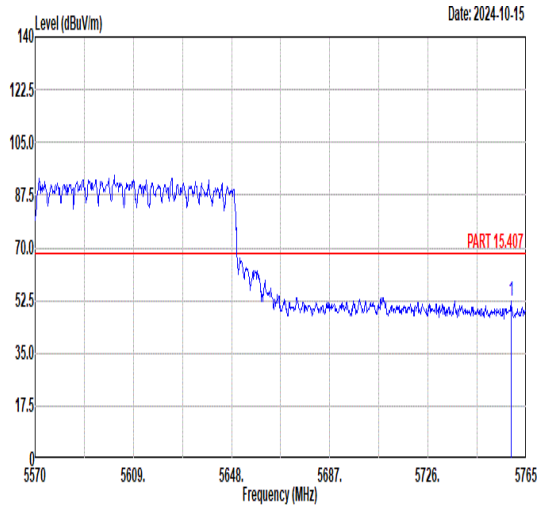 Freq Level Limit Line Margin Read Level Ant Factor Cable Loss Preamp Factor APos TPos Remark MHz dBuV/m dBuV/m dB dBuV dB/m dB dB cm deg 1 5759.15 52.20 68.30 -16.10 40.85 35.05 8.80 32.50 176 133 PEAK	Blank

Mode	30	
	Band Edge - L	
	U-NII-2A_5.25-5.35_802.11ax HE160_CH114_Full RU_5570MHz	
ANT	CDD18+19	
Pol.	Vertical	Fundamental
Peak	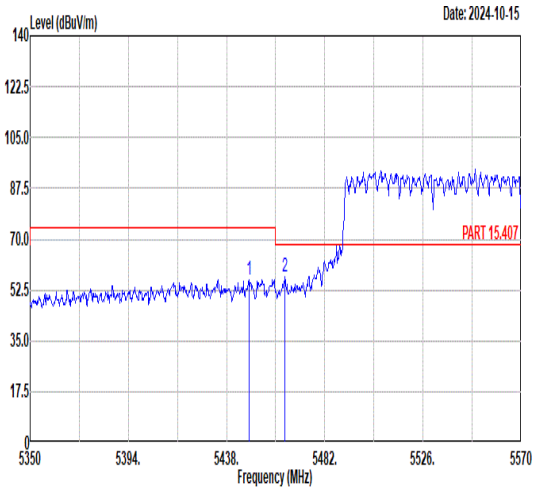 Freq Level Limit Line Margin Read Level Ant Factor Cable Loss Preamp Factor APos TPos Remark MHz dBuV/m dBuV/m dB dBuV dB/m dB dB cm deg 1 5448.12 56.16 74.00 -17.84 45.39 34.86 8.43 32.52 299 302 PEAK 2 5464.18 57.27 68.30 -11.03 46.51 34.87 8.40 32.51 299 302 PEAK	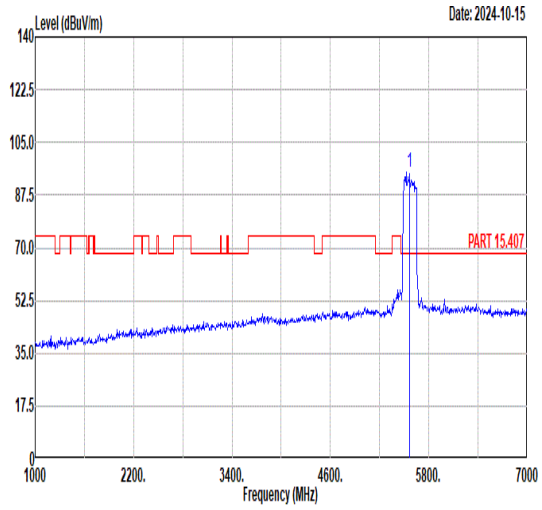 Freq Level Limit Line Margin Read Level Ant Factor Cable Loss Preamp Factor APos TPos Remark MHz dBuV/m dBuV/m dB dBuV dB/m dB dB cm deg 1 5570.00 94.93 ------ ------ 84.20 34.91 8.32 32.50 299 302 PEAK
Avg	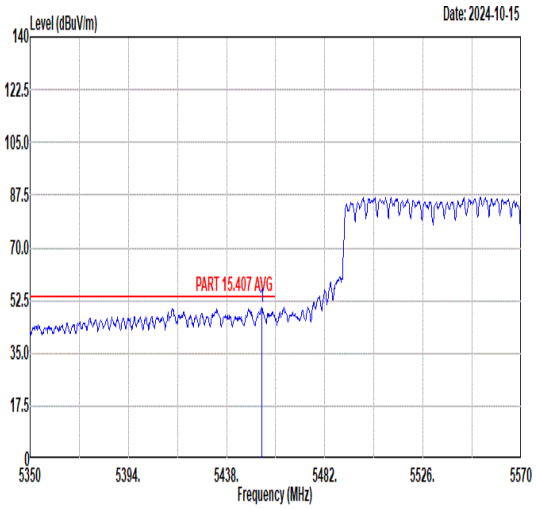 Freq Level Limit Line Margin Read Level Ant Factor Cable Loss Preamp Factor APos TPos Remark MHz dBuV/m dBuV/m dB dBuV dB/m dB dB cm deg 1 5453.62 50.32 54.00 -3.68 39.55 34.86 8.42 32.51 299 302 AVERAGE	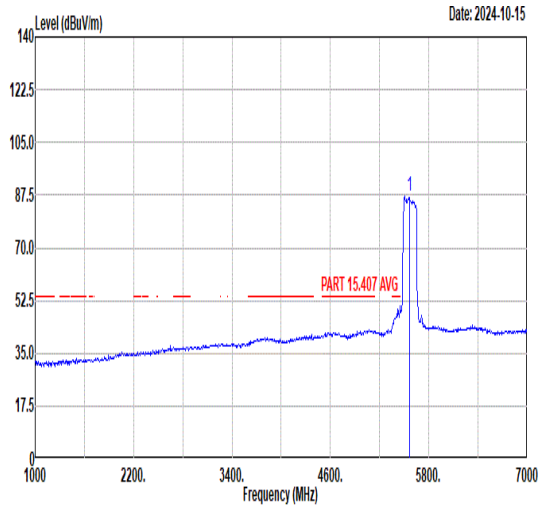 Freq Level Limit Line Margin Read Level Ant Factor Cable Loss Preamp Factor APos TPos Remark MHz dBuV/m dBuV/m dB dBuV dB/m dB dB cm deg 1 5570.00 87.00 ------ ------ 76.25 34.90 8.35 32.50 299 302 AVERAGE

Mode	30	
	Band Edge - R	
	U-NII-2A_5.25-5.35_802.11ax HE160_CH114_Full RU_5570MHz	
ANT	CDD18+19	
Pol.	Vertical	Fundamental
Peak	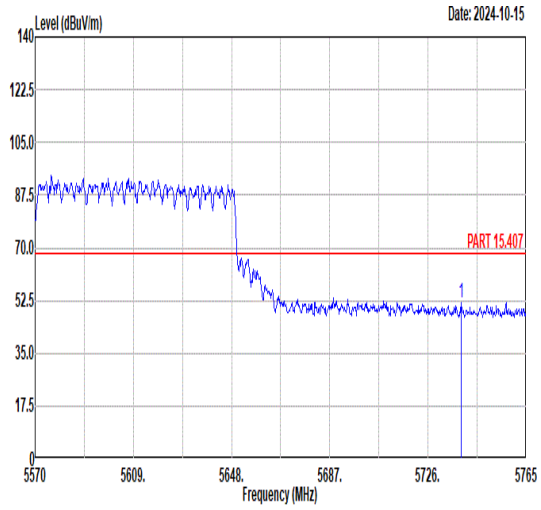 Freq Level Limit Line Margin Read Level Ant Factor Cable Loss Preamp Factor APos TPos Remark MHz dBuV/m dBuV/m dB dBuV dB/m dB dB cm deg 1 5739.26 51.98 68.30 -16.32 40.71 35.04 8.73 32.50 299 302 PEAK	Blank

Mode	31	
	Band Edge	
	U-NII-3_5.725-5.85_802.11a_CH149_5745MHz	
ANT	CDD18+19	
Pol.	Horizontal	Fundamental
Peak	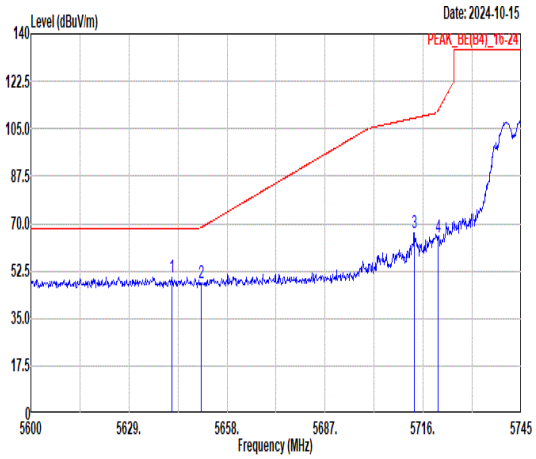 Freq Level Limit Line Margin Read Level Ant Factor Cable Loss Preamp Factor APos TPos Remark 1 5641.62 50.33 68.30 -17.97 39.48 34.98 8.37 32.50 200 175 PEAK 2 5650.32 48.33 68.53 -20.20 37.44 34.99 8.40 32.50 200 175 PEAK 3 5713.39 66.76 108.95 -42.19 55.60 35.03 8.63 32.50 200 175 PEAK 4 5720.35 65.19 111.60 -46.41 54.00 35.03 8.66 32.50 200 175 PEAK	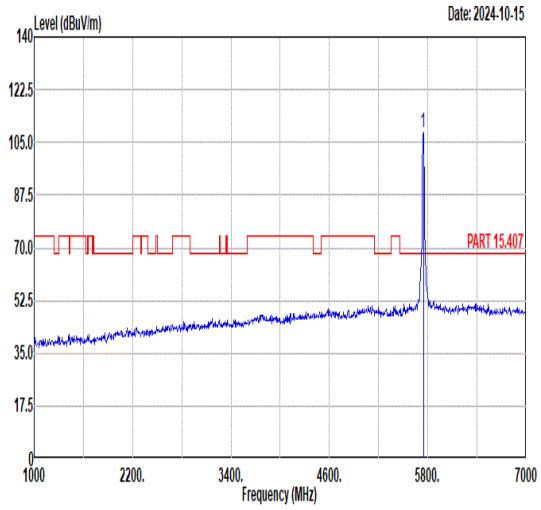 Freq Level Limit Line Margin Read Level Ant Factor Cable Loss Preamp Factor APos TPos Remark 1 5745.00 108.40 ------ ------ 97.10 35.05 8.75 32.50 200 175 PEAK
Avg	Blank	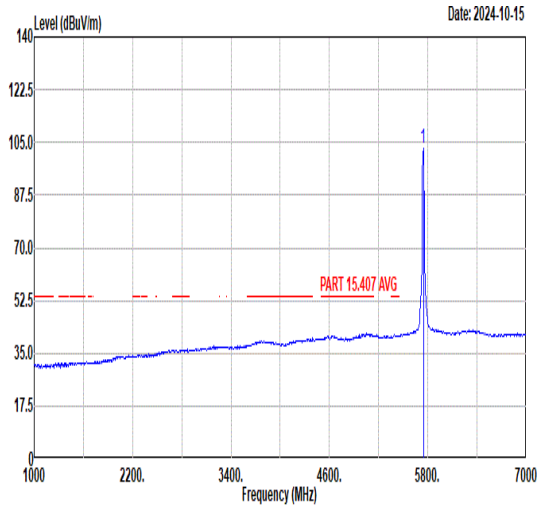 Freq Level Limit Line Margin Read Level Ant Factor Cable Loss Preamp Factor APos TPos Remark 1 5745.00 103.21 ------ ------ 91.91 35.05 8.75 32.50 200 175 AVERAGE

Mode	31	
	Band Edge	
	U-NII-3_5.725-5.85_802.11a_CH149_5745MHz	
ANT	CDD18+19	
Pol.	Vertical	Fundamental
Peak	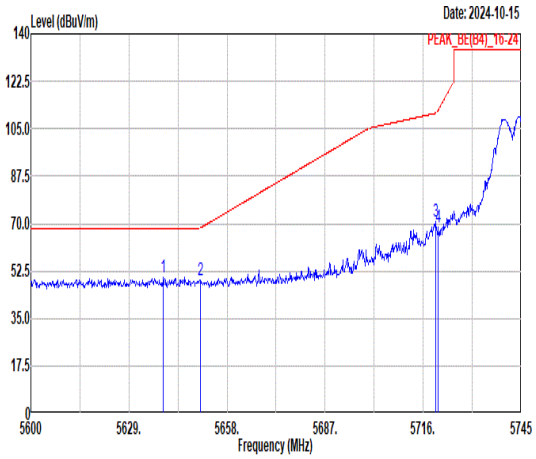 Freq Level Limit Line Margin Read Level Ant Factor Cable Loss Preamp Factor APos TPos Remark MHz dBuV/m dBuV/m dB dBuV dB/m dB dB cm deg 1 5639.15 50.11 68.30 -18.19 39.27 34.98 8.36 32.50 200 265 PEAK 2 5650.17 48.93 68.43 -19.50 38.04 34.99 8.40 32.50 200 265 PEAK 3 5719.63 70.73 110.70 -39.97 59.55 35.03 8.65 32.50 200 265 PEAK 4 5720.35 68.73 111.60 -42.87 57.54 35.03 8.66 32.50 200 265 PEAK	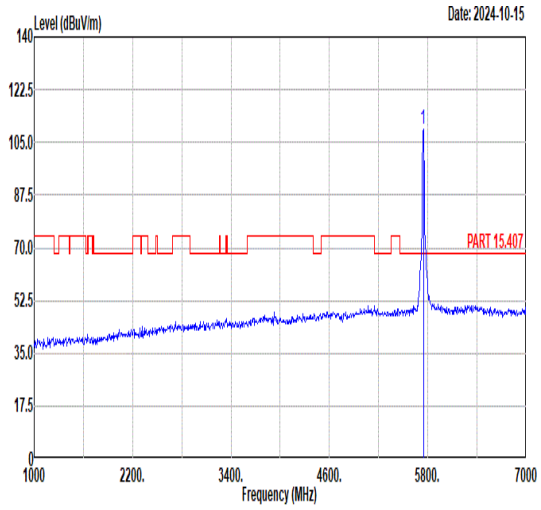 Freq Level Limit Line Margin Read Level Ant Factor Cable Loss Preamp Factor APos TPos Remark MHz dBuV/m dBuV/m dB dBuV dB/m dB dB cm deg 1 5745.00 109.30 ------ ------ 98.00 35.05 8.75 32.50 200 265 PEAK
Avg	Blank	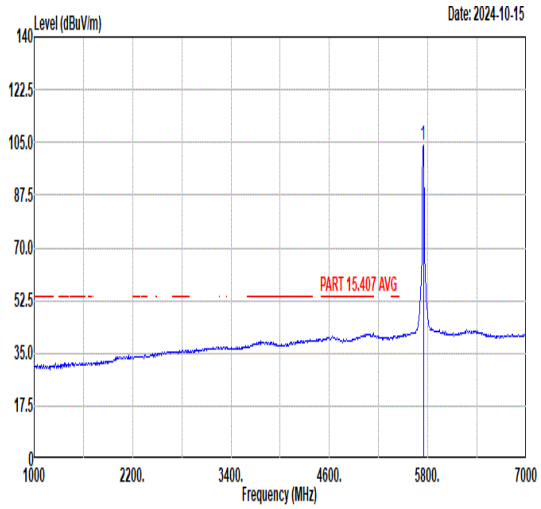 Freq Level Limit Line Margin Read Level Ant Factor Cable Loss Preamp Factor APos TPos Remark MHz dBuV/m dBuV/m dB dBuV dB/m dB dB cm deg 1 5745.00 104.06 ------ ------ 92.76 35.05 8.75 32.50 200 265 AVERAGE

Mode	31	
	Harmonic	
	U-NII-3_5.725-5.85_802.11a_CH149_5745MHz	
ANT	CDD18+19	
Pol.	Horizontal	Vertical
Peak Avg	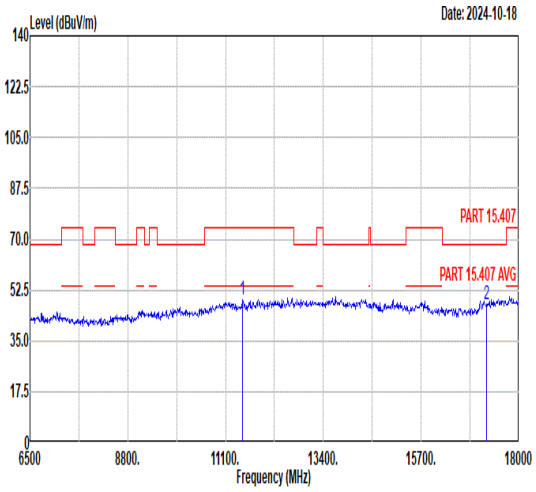 Limit Read Ant Cable Preamp APos TPos Freq Level Line Margin Level Factor Loss Factor Remark MHz dBuV/m dBuV/m dB dBuV dB/m dB dB cm deg 1 11490.00 48.96 74.00 -25.04 62.63 37.79 11.45 62.91 -- -- Peak 2 17235.00 47.37 68.30 -20.93 59.22 40.27 13.17 65.29 -- -- Peak	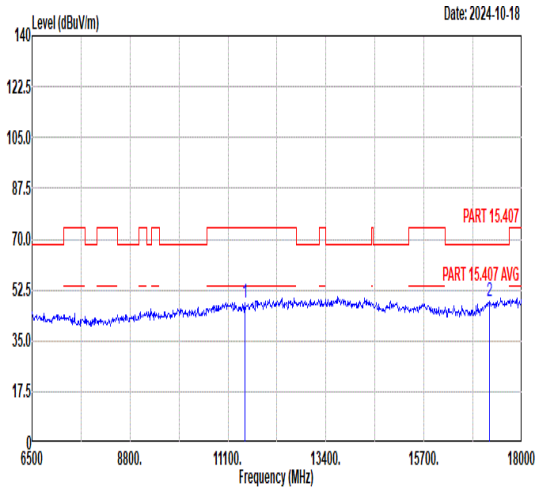 Limit Read Ant Cable Preamp APos TPos Freq Level Line Margin Level Factor Loss Factor Remark MHz dBuV/m dBuV/m dB dBuV dB/m dB dB cm deg 1 11490.00 47.85 74.00 -26.15 61.52 37.79 11.45 62.91 -- -- Peak 2 17235.00 48.49 68.30 -19.81 60.34 40.27 13.17 65.29 -- -- Peak

Mode	32	
	Harmonic	
	U-NII-3_5.725-5.85_802.11a_CH157_5785MHz	
ANT	CDD18+19	
Pol.	Horizontal	Vertical
Peak Avg	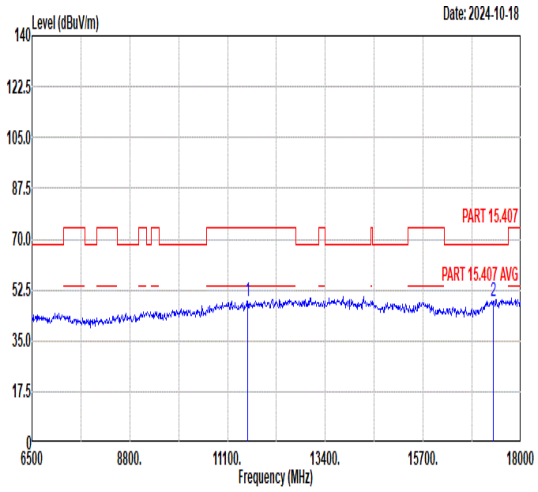 Freq Level Limit Line Margin Read Level Ant Factor Cable Loss Preamp Factor APos TPos Remark MHz dBuV/m dBuV/m dB dBuV dB/m dB dB cm deg 1 11570.00 48.82 74.00 -25.18 62.42 37.85 11.49 62.94 -- -- Peak 2 17355.00 48.78 68.30 -19.52 60.50 40.46 13.20 65.38 -- -- Peak	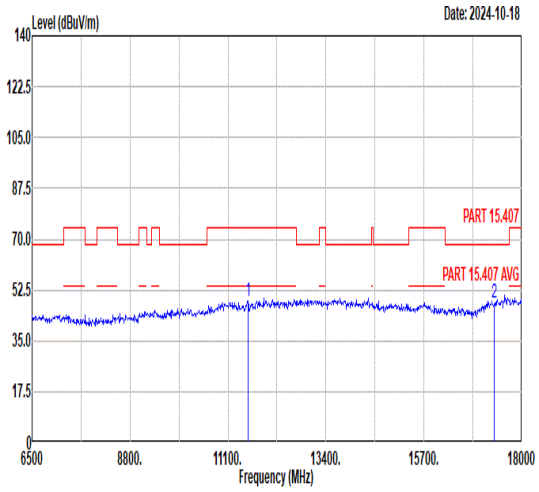 Freq Level Limit Line Margin Read Level Ant Factor Cable Loss Preamp Factor APos TPos Remark MHz dBuV/m dBuV/m dB dBuV dB/m dB dB cm deg 1 11570.00 48.61 74.00 -25.39 62.21 37.85 11.49 62.94 -- -- Peak 2 17355.00 47.85 68.30 -20.45 59.57 40.46 13.20 65.38 -- -- Peak

Mode	33	
	Band Edge	
	U-NII-3_5.725-5.85_802.11a_CH165_5825MHz	
ANT	CDD18+19	
Pol.	Horizontal	Fundamental
Peak	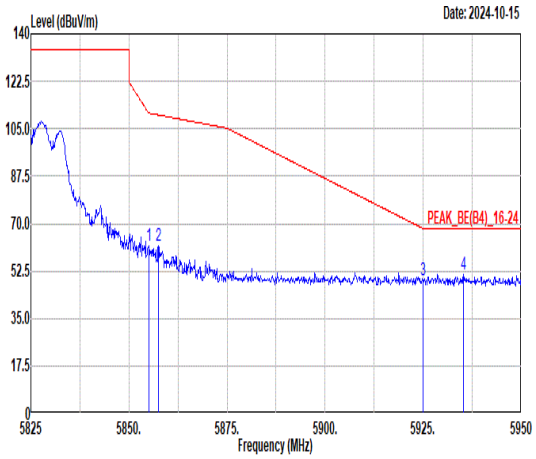 Freq Level Limit Line Margin Read Level Ant Factor Cable Loss Preamp Factor APos TPos Remark MHz dBuV/m dBuV/m dB dBuV dB/m dB dB cm deg 1 5855.00 61.64 110.80 -49.16 50.16 35.11 8.87 32.50 201 179 PEAK 2 5857.50 61.75 110.10 -48.35 50.27 35.11 8.87 32.50 201 179 PEAK 3 5924.88 49.38 68.29 -18.91 37.93 35.16 8.79 32.50 201 179 PEAK 4 5935.25 51.10 68.30 -17.20 39.66 35.16 8.78 32.50 201 179 PEAK	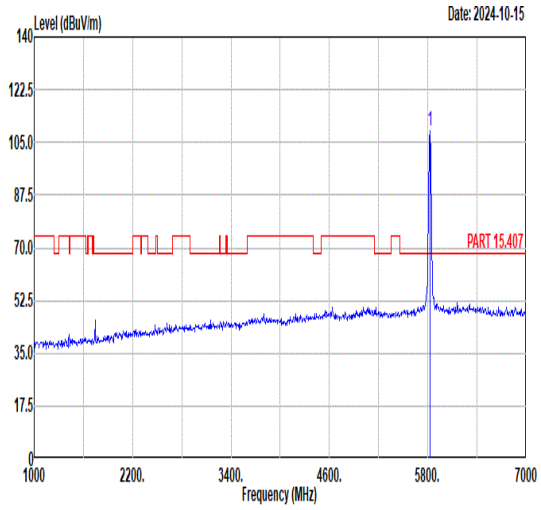 Freq Level Limit Line Margin Read Level Ant Factor Cable Loss Preamp Factor APos TPos Remark MHz dBuV/m dBuV/m dB dBuV dB/m dB dB cm deg 1 5825.00 108.64 ------ ------ 97.14 35.09 8.91 32.50 201 179 PEAK
Avg	Blank	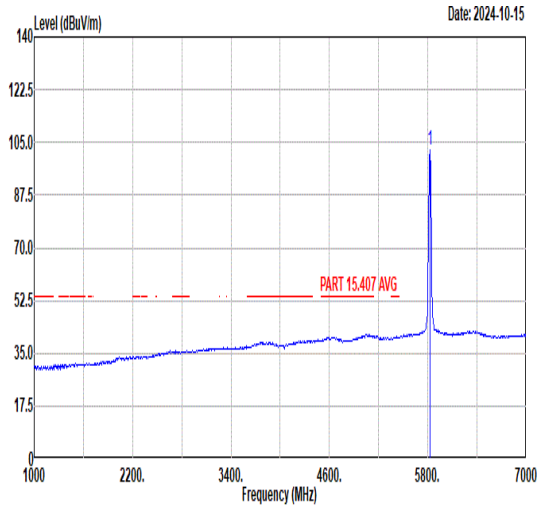 Freq Level Limit Line Margin Read Level Ant Factor Cable Loss Preamp Factor APos TPos Remark MHz dBuV/m dBuV/m dB dBuV dB/m dB dB cm deg 1 5825.00 102.71 ------ ------ 91.21 35.09 8.91 32.50 201 179 AVERAGE

Mode	33	
	Band Edge	
	U-NII-3_5.725-5.85_802.11a_CH165_5825MHz	
ANT	CDD18+19	
Pol.	Vertical	Fundamental
Peak	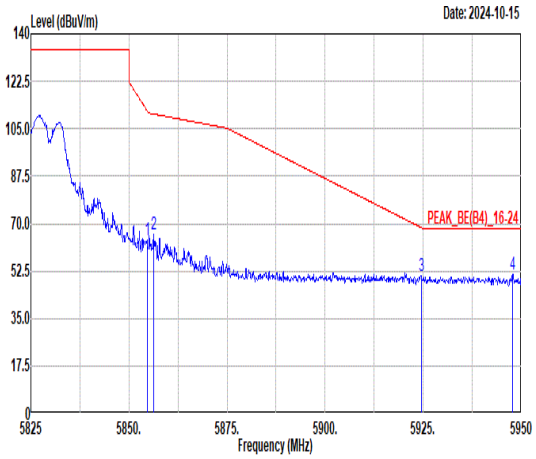 Freq Level Limit Line Margin Read Level Ant Factor Cable Loss Preamp Factor APos TPos Remark MHz dBuV/m dBuV/m dB dBuV dB/m dB dB cm deg 1 5854.63 64.04 111.65 -47.61 52.56 35.11 8.87 32.50 195 274 PEAK 2 5856.38 66.12 110.41 -44.29 54.64 35.11 8.87 32.50 195 274 PEAK 3 5924.50 50.62 68.57 -17.95 39.17 35.16 8.79 32.50 195 274 PEAK 4 5947.88 51.47 68.30 -16.83 40.04 35.17 8.76 32.50 195 274 PEAK	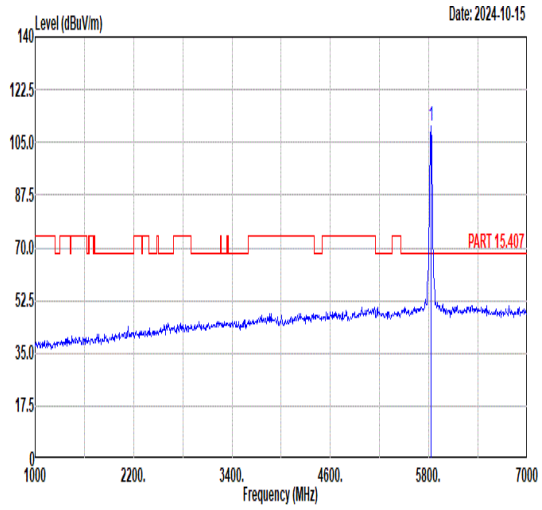 Freq Level Limit Line Margin Read Level Ant Factor Cable Loss Preamp Factor APos TPos Remark MHz dBuV/m dBuV/m dB dBuV dB/m dB dB cm deg 1 5825.00 110.23 ------ ------ 98.73 35.10 8.90 32.50 195 274 PEAK
Avg	Blank	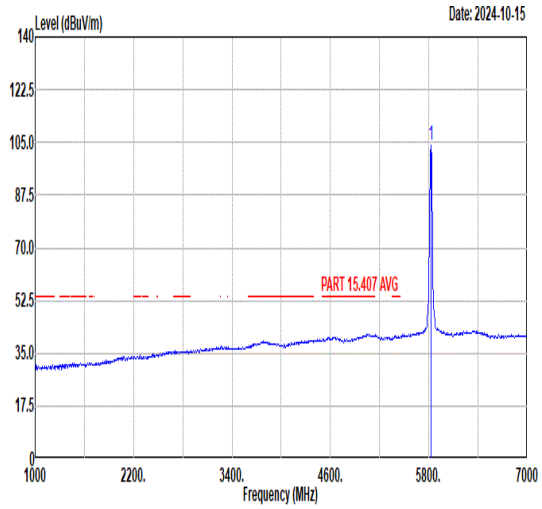 Freq Level Limit Line Margin Read Level Ant Factor Cable Loss Preamp Factor APos TPos Remark MHz dBuV/m dBuV/m dB dBuV dB/m dB dB cm deg 1 5825.00 104.06 ------ ------ 92.56 35.09 8.91 32.50 195 274 AVERAGE

Mode	33	
	Harmonic	
	U-NII-3_5.725-5.85_802.11a_CH165_5825MHz	
ANT	CDD18+19	
Pol.	Horizontal	Vertical
Peak Avg	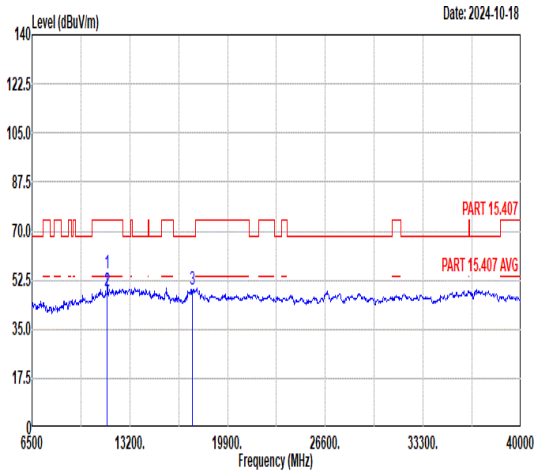 Freq Level Limit Line Margin Read Level Ant Factor Cable Loss Preamp Factor APos TPos Remark MHz dBuV/m dBuV/m dB dBuV dB/m dB dB cm deg 1 11650.00 54.71 74.00 -19.29 68.25 37.92 11.53 62.99 170 13 Peak 2 11650.00 48.85 54.00 -5.15 62.39 37.92 11.53 62.99 170 13 Average 3 17475.00 49.13 68.30 -19.17 60.72 40.65 13.23 65.47 -- -- Peak	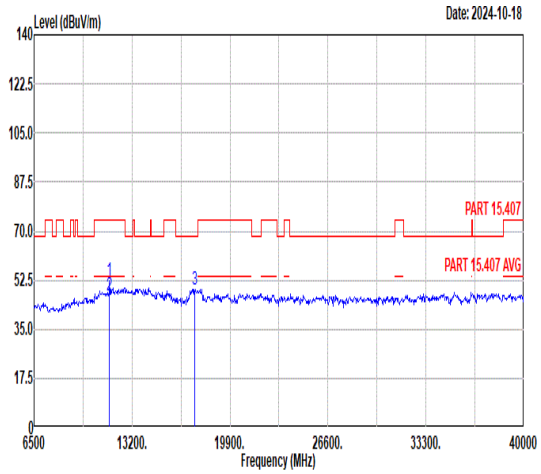 Freq Level Limit Line Margin Read Level Ant Factor Cable Loss Preamp Factor APos TPos Remark MHz dBuV/m dBuV/m dB dBuV dB/m dB dB cm deg 1 11650.00 52.48 74.00 -21.52 66.02 37.92 11.53 62.99 165 315 Peak 2 11650.00 47.18 54.00 -6.82 60.72 37.92 11.53 62.99 165 315 Average 3 17475.00 49.05 68.30 -19.25 60.64 40.65 13.23 65.47 -- -- Peak

Mode	34	
	Band Edge	
	U-NII-3_5.725-5.85_802.11ax HE20_CH149_Full RU_5745MHz	
ANT	CDD18+19	
Pol.	Horizontal	Fundamental
Peak	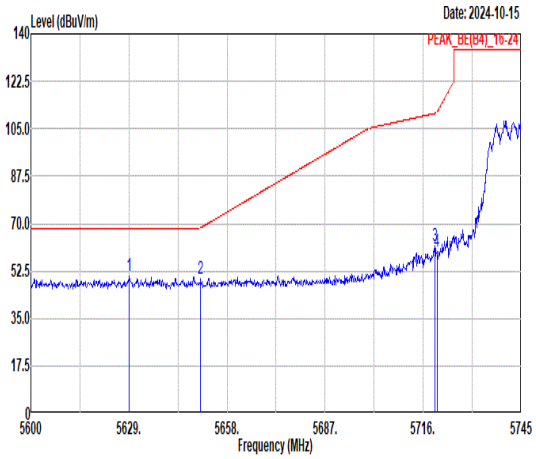 Freq Level Limit Line Margin Read Level Ant Factor Cable Loss Preamp Factor APos TPos Remark MHz dBuV/m dBuV/m dB dBuV dB/m dB dB cm deg 1 5629.15 50.51 68.30 -17.79 39.71 34.98 8.32 32.50 203 179 PEAK 2 5650.17 49.50 68.43 -18.93 38.61 34.99 8.40 32.50 203 179 PEAK 3 5719.48 61.89 110.65 -48.76 50.71 35.03 8.65 32.50 203 179 PEAK 4 5720.06 59.83 110.94 -51.11 48.64 35.03 8.66 32.50 203 179 PEAK	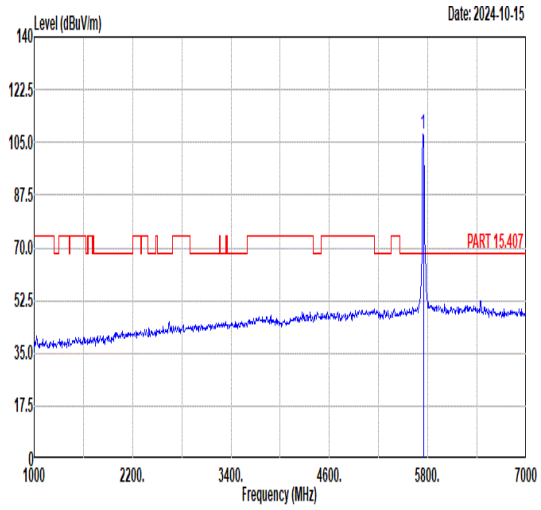 Freq Level Limit Line Margin Read Level Ant Factor Cable Loss Preamp Factor APos TPos Remark MHz dBuV/m dBuV/m dB dBuV dB/m dB dB cm deg 1 5745.00 107.62 ------ ------ 96.35 35.04 8.73 32.50 203 179 PEAK
Avg	Blank	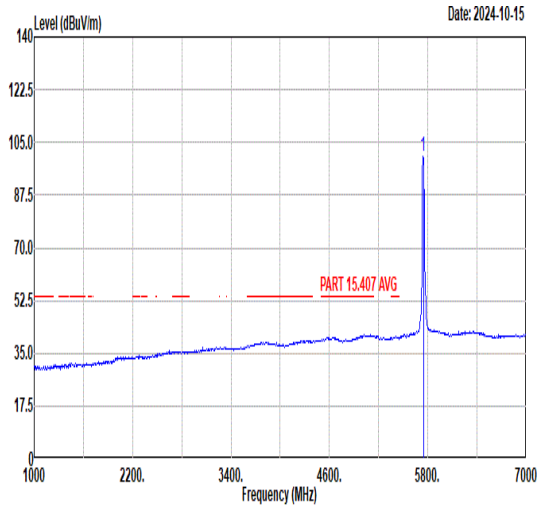 Freq Level Limit Line Margin Read Level Ant Factor Cable Loss Preamp Factor APos TPos Remark MHz dBuV/m dBuV/m dB dBuV dB/m dB dB cm deg 1 5745.00 100.20 ------ ------ 88.93 35.04 8.73 32.50 203 179 AVERAGE

Mode	34	
	Band Edge	
	U-NII-3_5.725-5.85_802.11ax HE20_CH149_Full RU_5745MHz	
ANT	CDD18+19	
Pol.	Vertical	Fundamental
Peak	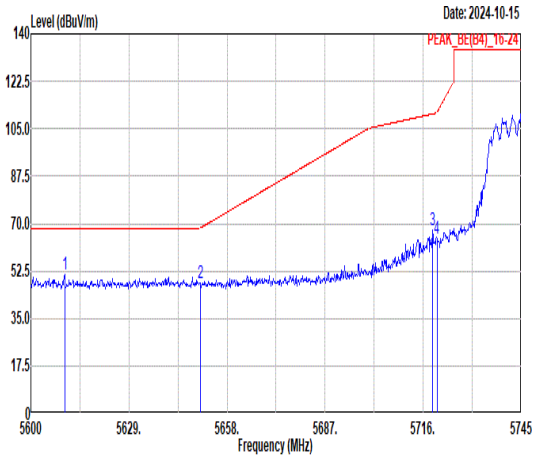 Freq Level Limit Line Margin Read Level Ant Factor Cable Loss Preamp Factor APos TPos Remark MHz dBuV/m dBuV/m dB dBuV dB/m dB dB cm deg 1 5610.01 51.05 68.30 -17.25 40.34 34.96 8.25 32.50 202 300 PEAK 2 5650.03 47.86 68.32 -20.46 36.97 34.99 8.40 32.50 202 300 PEAK 3 5718.76 67.38 110.45 -43.07 56.20 35.03 8.65 32.50 202 300 PEAK 4 5720.06 64.24 110.94 -46.70 53.05 35.03 8.66 32.50 202 300 PEAK	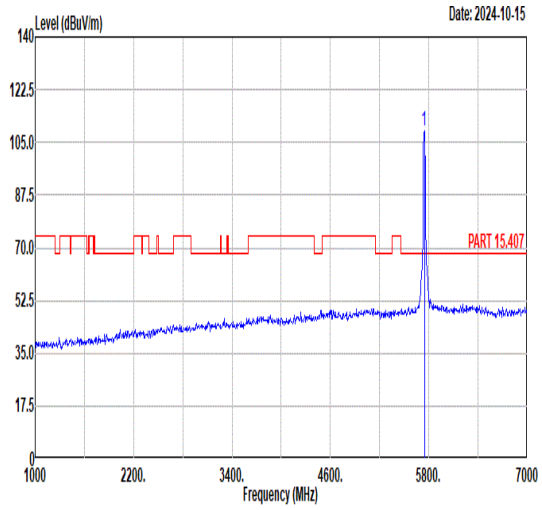 Freq Level Limit Line Margin Read Level Ant Factor Cable Loss Preamp Factor APos TPos Remark MHz dBuV/m dBuV/m dB dBuV dB/m dB dB cm deg 1 5745.00 108.57 ------ ------ 97.27 35.05 8.75 32.50 202 300 PEAK
Avg	Blank	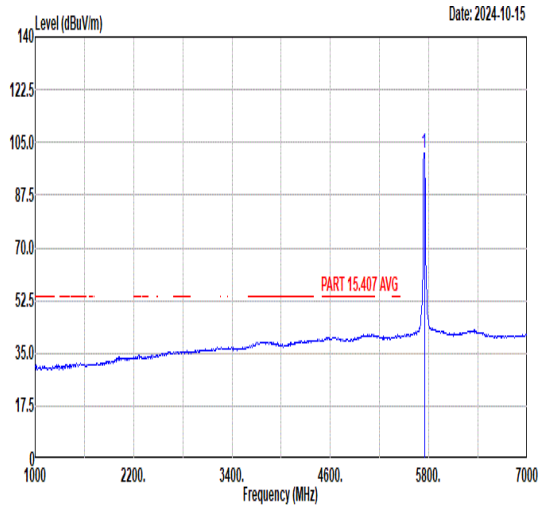 Freq Level Limit Line Margin Read Level Ant Factor Cable Loss Preamp Factor APos TPos Remark MHz dBuV/m dBuV/m dB dBuV dB/m dB dB cm deg 1 5745.00 101.66 ------ ------ 90.36 35.05 8.75 32.50 202 300 AVERAGE

Mode	34	
	Harmonic	
	U-NII-3_5.725-5.85_802.11ax HE20_CH149_Full RU_5745MHz	
ANT	CDD18+19	
Pol.	Horizontal	Vertical
Peak Avg	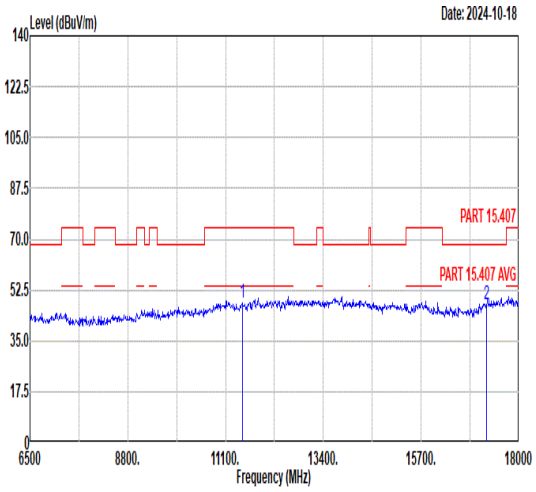 Freq Level Limit Line Margin Read Level Ant Factor Cable Loss Preamp Factor APos TPos Remark MHz dBuV/m dBuV/m dB dBuV dB/m dB dB cm deg 1 11490.00 48.03 74.00 -25.97 61.70 37.79 11.45 62.91 -- -- Peak 2 17235.00 47.70 68.30 -20.60 59.55 40.27 13.17 65.29 -- -- Peak	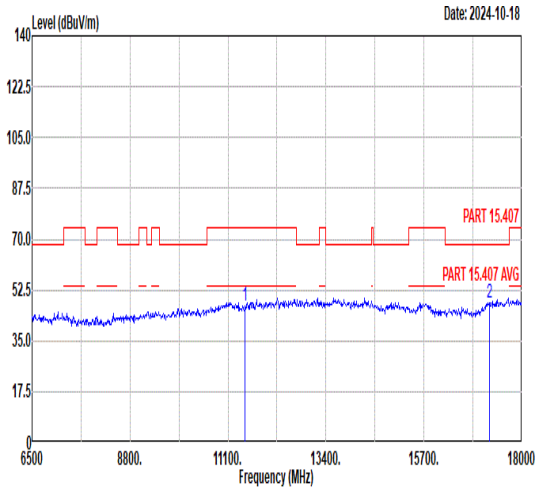 Freq Level Limit Line Margin Read Level Ant Factor Cable Loss Preamp Factor APos TPos Remark MHz dBuV/m dBuV/m dB dBuV dB/m dB dB cm deg 1 11490.00 47.07 74.00 -26.93 60.74 37.79 11.45 62.91 -- -- Peak 2 17235.00 48.25 68.30 -20.05 60.10 40.27 13.17 65.29 -- -- Peak

Mode	35	
	Harmonic	
	U-NII-3_5.725-5.85_802.11ax HE20_CH157_Full RU_5785MHz	
ANT	CDD18+19	
Pol.	Horizontal	Vertical
Peak Avg	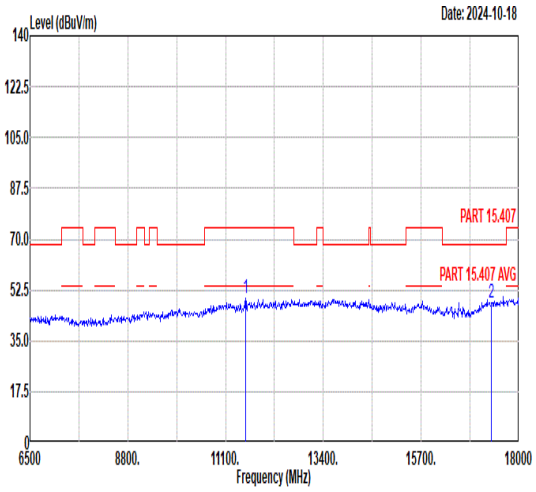 Freq Level Limit Line Margin Read Level Ant Factor Cable Loss Preamp Factor APos TPos Remark MHz dBuV/m dBuV/m dB dBuV dB/m dB dB cm deg 1 11570.00 49.52 74.00 -24.48 63.12 37.85 11.49 62.94 -- -- Peak 2 17355.00 47.84 68.30 -20.46 59.56 40.46 13.20 65.38 -- -- Peak	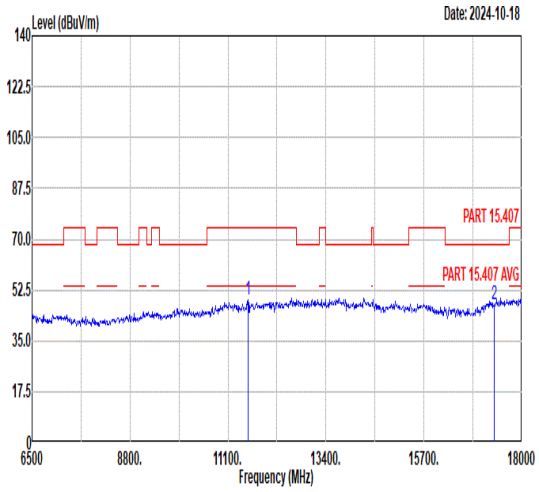 Freq Level Limit Line Margin Read Level Ant Factor Cable Loss Preamp Factor APos TPos Remark MHz dBuV/m dBuV/m dB dBuV dB/m dB dB cm deg 1 11570.00 49.31 74.00 -24.69 62.91 37.85 11.49 62.94 -- -- Peak 2 17355.00 47.64 68.30 -20.66 59.36 40.46 13.20 65.38 -- -- Peak

Mode	36	
	Band Edge	
	U-NII-3_5.725-5.85_802.11ax HE20_CH165_Full RU_5825MHz	
ANT	CDD18+19	
Pol.	Horizontal	Fundamental
Peak	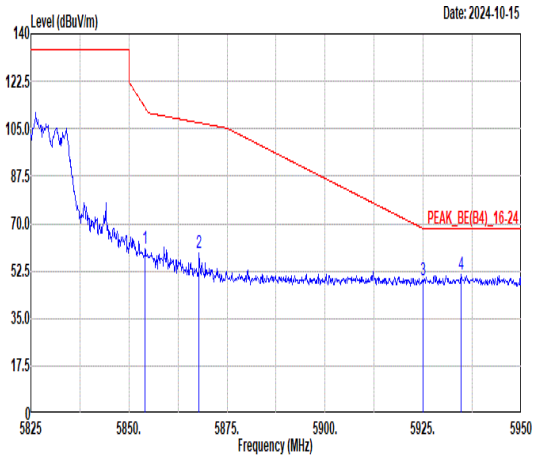 Freq Level Limit Line Margin Read Level Ant Factor Cable Loss Preamp Factor APos TPos Remark MHz dBuV/m dBuV/m dB dBuV dB/m dB dB cm deg 1 5854.13 60.69 112.79 -52.10 49.21 35.11 8.87 32.50 199 177 PEAK 2 5867.88 59.35 107.19 -47.84 47.87 35.12 8.86 32.50 199 177 PEAK 3 5925.00 49.22 68.20 -18.98 37.77 35.16 8.79 32.50 199 177 PEAK 4 5934.63 51.37 68.30 -16.93 39.93 35.16 8.78 32.50 199 177 PEAK	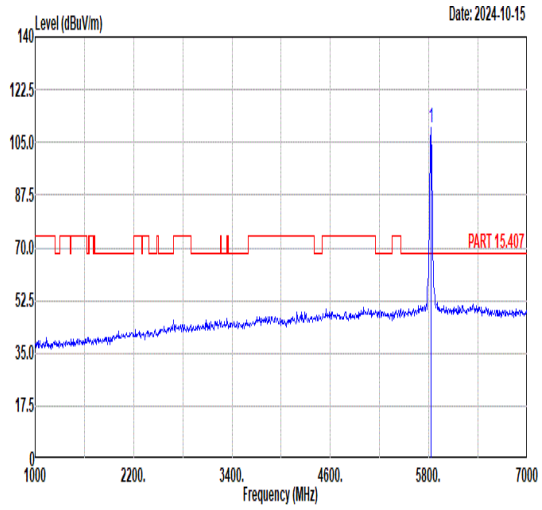 Freq Level Limit Line Margin Read Level Ant Factor Cable Loss Preamp Factor APos TPos Remark MHz dBuV/m dBuV/m dB dBuV dB/m dB dB cm deg 1 5825.00 109.81 ------ ------ 98.31 35.09 8.91 32.50 199 177 PEAK
Avg	Blank	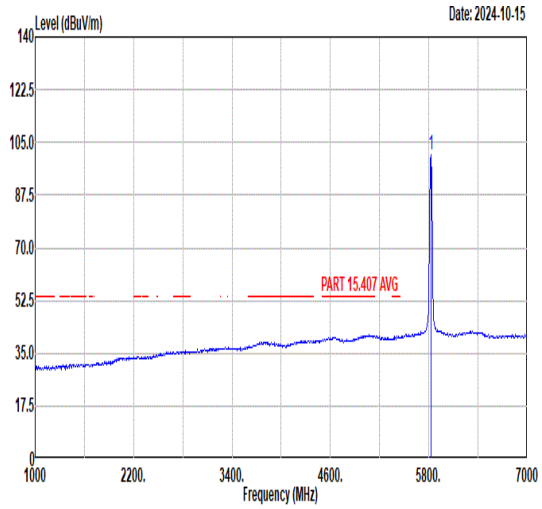 Freq Level Limit Line Margin Read Level Ant Factor Cable Loss Preamp Factor APos TPos Remark MHz dBuV/m dBuV/m dB dBuV dB/m dB dB cm deg 1 5825.00 100.91 ------ ------ 89.41 35.09 8.91 32.50 199 177 AVERAGE

Mode	36	
	Band Edge	
	U-NII-3_5.725-5.85_802.11ax HE20_CH165_Full RU_5825MHz	
ANT	CDD18+19	
Pol.	Vertical	Fundamental
Peak	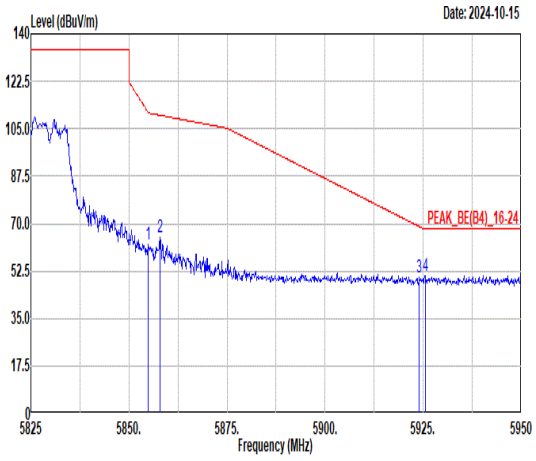 Freq Level Limit Line Margin Read Level Ant Factor Cable Loss Preamp Factor APos TPos Remark MHz dBuV/m dBuV/m dB dBuV dB/m dB dB cm deg 1 5854.88 62.41 111.08 -48.67 50.93 35.11 8.87 32.50 200 265 PEAK 2 5858.00 64.85 109.96 -45.11 53.37 35.11 8.87 32.50 200 265 PEAK 3 5924.00 50.29 68.94 -18.65 38.85 35.15 8.79 32.50 200 265 PEAK 4 5925.50 50.97 68.30 -17.33 39.52 35.16 8.79 32.50 200 265 PEAK	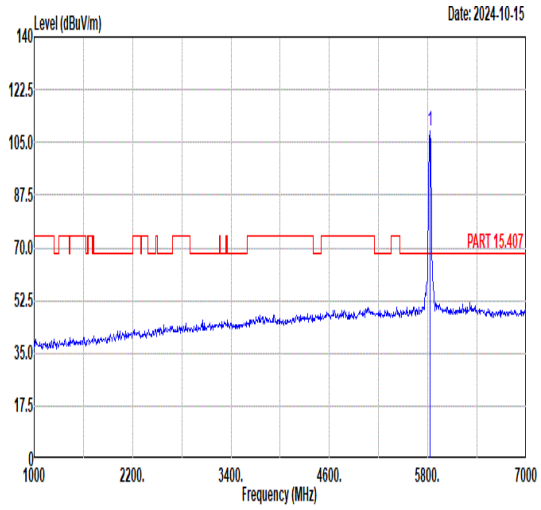 Freq Level Limit Line Margin Read Level Ant Factor Cable Loss Preamp Factor APos TPos Remark MHz dBuV/m dBuV/m dB dBuV dB/m dB dB cm deg 1 5825.00 109.02 ------ ------ 97.52 35.09 8.91 32.50 200 265 PEAK
Avg	Blank	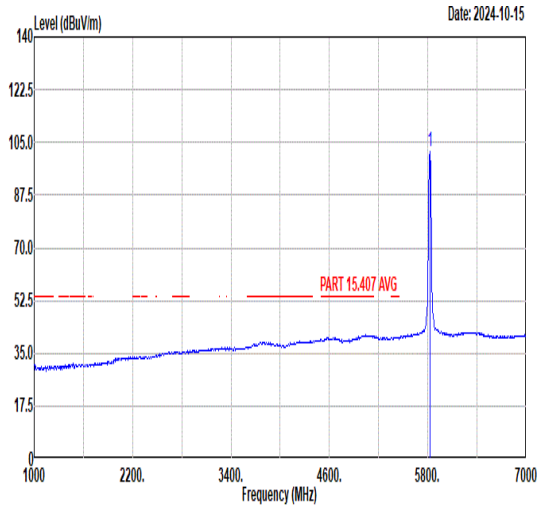 Freq Level Limit Line Margin Read Level Ant Factor Cable Loss Preamp Factor APos TPos Remark MHz dBuV/m dBuV/m dB dBuV dB/m dB dB cm deg 1 5825.00 101.77 ------ ------ 90.27 35.09 8.91 32.50 200 265 AVERAGE

Mode	36	
	Harmonic	
	U-NII-3_5.725-5.85_802.11ax HE20_CH165_Full RU_5825MHz	
ANT	CDD18+19	
Pol.	Horizontal	Vertical
Peak Avg	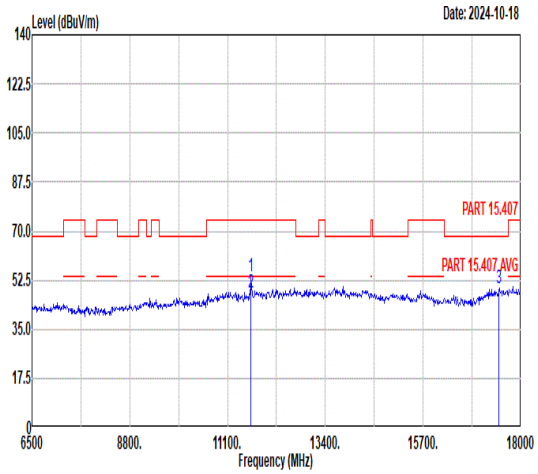 Freq Level Limit Line Margin Read Level Ant Factor Cable Loss Preamp Factor APos TPos Remark MHz dBuV/m dBuV/m dB dBuV dB/m dB dB cm deg 1 11650.00 53.70 74.00 -20.30 67.24 37.92 11.53 62.99 163 25 Peak 2 11650.00 48.33 54.00 -5.67 61.87 37.92 11.53 62.99 163 25 Average 3 17475.00 49.60 68.30 -18.70 61.19 40.65 13.23 65.47 -- -- Peak	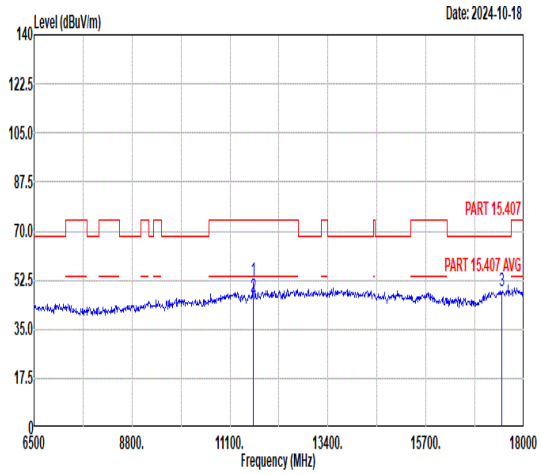 Freq Level Limit Line Margin Read Level Ant Factor Cable Loss Preamp Factor APos TPos Remark MHz dBuV/m dBuV/m dB dBuV dB/m dB dB cm deg 1 11650.00 52.25 74.00 -21.75 65.79 37.92 11.53 62.99 162 320 Peak 2 11650.00 46.31 54.00 -7.69 59.85 37.92 11.53 62.99 162 320 Average 3 17475.00 48.68 68.30 -19.62 60.27 40.65 13.23 65.47 -- -- Peak

Mode	37	
	Band Edge - L	
	U-NII-3_5.725-5.85_802.11ax HE40_CH151_Full RU_5755MHz	
ANT	CDD18+19	
Pol.	Horizontal	Fundamental
Peak	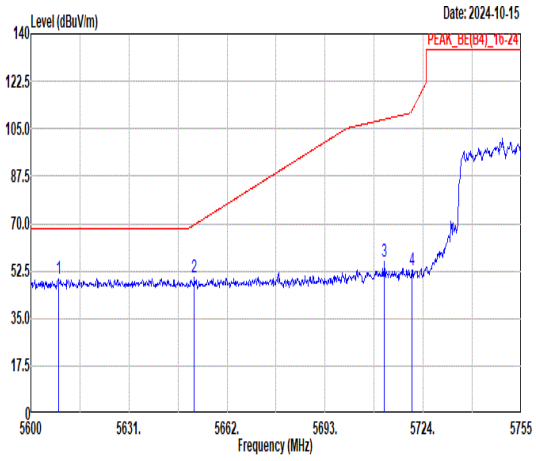 Freq Level Limit Line Margin Read Level Ant Factor Cable Loss Preamp Factor APos TPos Remark MHz dBuV/m dBuV/m dB dBuV dB/m dB dB cm deg 1 5608.68 49.77 68.30 -18.53 39.07 34.96 8.24 32.50 181 0 PEAK 2 5651.62 50.06 69.50 -19.44 39.17 34.99 8.40 32.50 181 0 PEAK 3 5711.76 55.74 108.49 -52.75 44.58 35.03 8.63 32.50 181 0 PEAK 4 5720.44 52.66 111.79 -59.13 41.47 35.03 8.66 32.50 181 0 PEAK	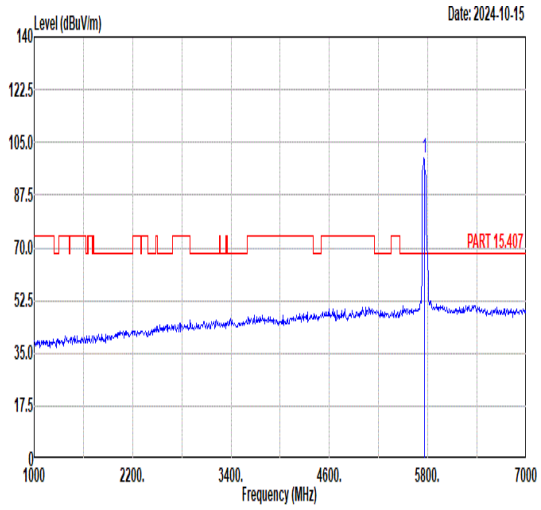 Freq Level Limit Line Margin Read Level Ant Factor Cable Loss Preamp Factor APos TPos Remark MHz dBuV/m dBuV/m dB dBuV dB/m dB dB cm deg 1 5755.00 99.63 ------ ------ 88.31 35.05 8.77 32.50 181 0 PEAK
Avg	Blank	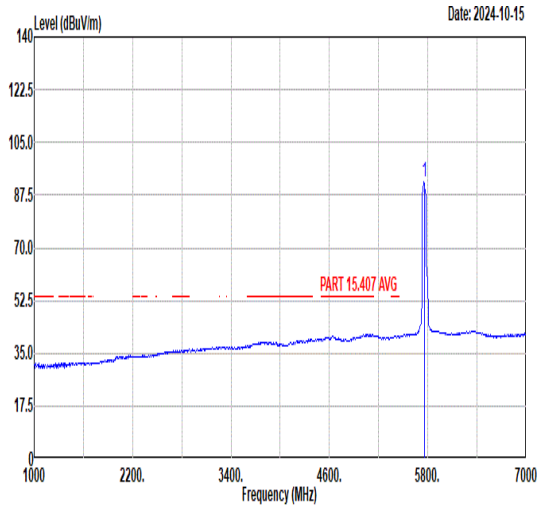 Freq Level Limit Line Margin Read Level Ant Factor Cable Loss Preamp Factor APos TPos Remark MHz dBuV/m dBuV/m dB dBuV dB/m dB dB cm deg 1 5755.00 92.10 ------ ------ 80.78 35.05 8.77 32.50 181 0 AVERAGE

Mode	37	
	Band Edge - R	
	U-NII-3_5.725-5.85_802.11ax HE40_CH151_Full RU_5755MHz	
ANT	CDD18+19	
Pol.	Horizontal	Fundamental
Peak	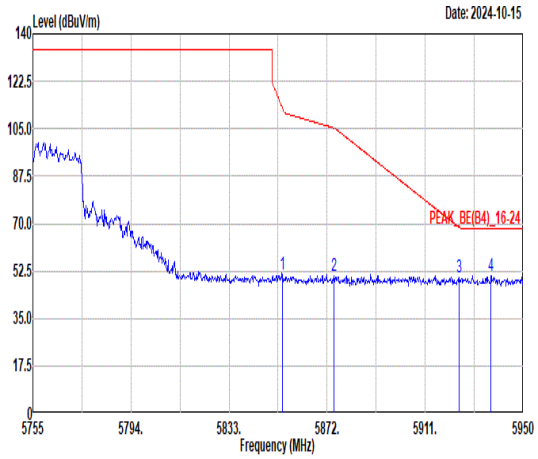 Freq Level Limit Line Margin Read Level Ant Factor Cable Loss Preamp Factor APos TPos Remark MHz dBuV/m dBuV/m dB dBuV dB/m dB dB cm deg 1 5854.26 51.37 112.50 -61.13 39.89 35.11 8.87 32.50 181 0 PEAK 2 5874.73 50.73 105.28 -54.55 39.26 35.12 8.85 32.50 181 0 PEAK 3 5924.46 50.20 68.60 -18.40 38.75 35.16 8.79 32.50 181 0 PEAK 4 5937.13 50.90 68.30 -17.40 39.47 35.16 8.77 32.50 181 0 PEAK	Blank

Mode	37	
	Band Edge - L	
	U-NII-3_5.725-5.85_802.11ax HE40_CH151_Full RU_5755MHz	
ANT	CDD18+19	
Pol.	Vertical	Fundamental
Peak	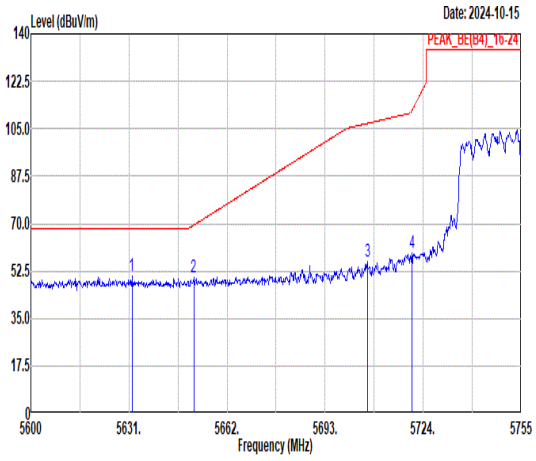 Freq Level Limit Line Margin Read Level Ant Factor Cable Loss Preamp Factor APos TPos Remark MHz dBuV/m dBuV/m dB dBuV dB/m dB dB cm deg 1 5631.93 50.85 68.30 -17.45 40.04 34.98 8.33 32.50 100 271 PEAK 2 5651.46 50.11 69.38 -19.27 39.22 34.99 8.40 32.50 100 271 PEAK 3 5706.33 56.10 106.97 -50.87 44.97 35.02 8.61 32.50 100 271 PEAK 4 5720.44 59.39 111.79 -52.40 48.20 35.03 8.66 32.50 100 271 PEAK	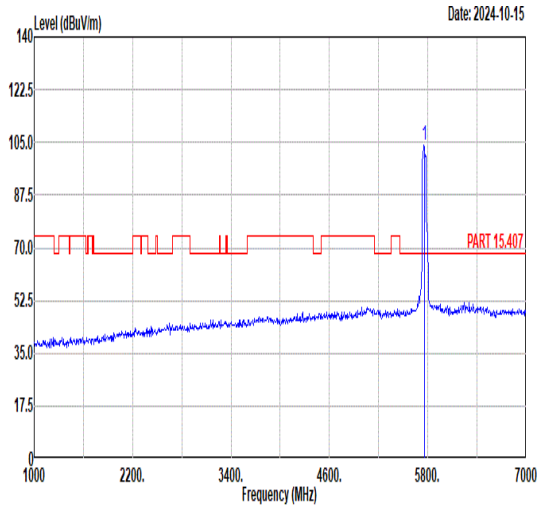 Freq Level Limit Line Margin Read Level Ant Factor Cable Loss Preamp Factor APos TPos Remark MHz dBuV/m dBuV/m dB dBuV dB/m dB dB cm deg 1 5755.00 104.00 ------ ------ 92.70 35.05 8.75 32.50 100 271 PEAK
Avg	Blank	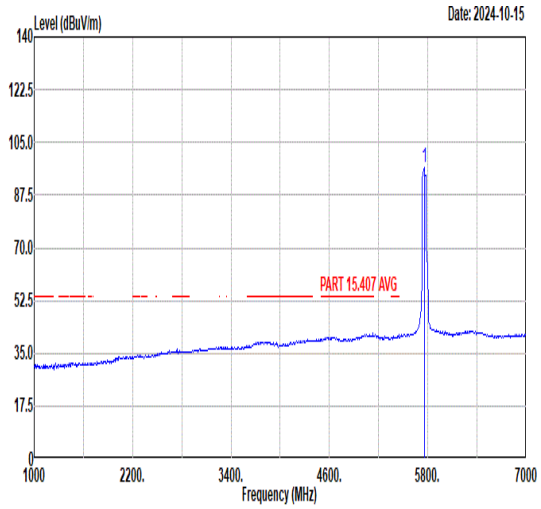 Freq Level Limit Line Margin Read Level Ant Factor Cable Loss Preamp Factor APos TPos Remark MHz dBuV/m dBuV/m dB dBuV dB/m dB dB cm deg 1 5755.00 96.45 ------ ------ 85.10 35.05 8.80 32.50 100 271 AVERAGE

Mode	37	
	Band Edge - R	
	U-NII-3_5.725-5.85_802.11ax HE40_CH151_Full RU_5755MHz	
ANT	CDD18+19	
Pol.	Vertical	Fundamental
Peak	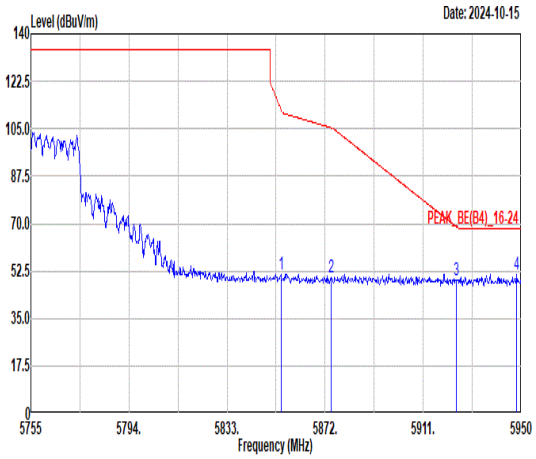 Freq Level Limit Line Margin Read Level Ant Factor Cable Loss Preamp Factor APos TPos Remark MHz dBuV/m dBuV/m dB dBuV dB/m dB dB cm deg 1 5854.45 51.32 112.05 -60.73 39.84 35.11 8.87 32.50 100 271 PEAK 2 5874.54 50.32 105.33 -55.01 38.85 35.12 8.85 32.50 100 271 PEAK 3 5924.26 49.34 68.75 -19.41 37.89 35.16 8.79 32.50 100 271 PEAK 4 5948.25 51.14 68.30 -17.16 39.71 35.17 8.76 32.50 100 271 PEAK	Blank

Mode	37	
	Harmonic	
	U-NII-3_5.725-5.85_802.11ax HE40_CH151_Full RU_5755MHz	
ANT	CDD18+19	
Pol.	Horizontal	Vertical
Peak Avg	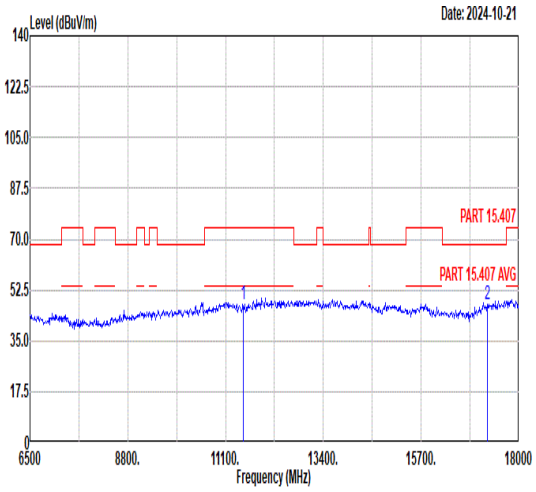 Freq Level Limit Line Margin Read Level Ant Factor Cable Loss Preamp Factor APos TPos Remark MHz dBuV/m dBuV/m dB dBuV dB/m dB dB cm deg 1 11510.00 47.48 74.00 -26.52 61.12 37.80 11.46 62.90 -- -- Peak 2 17265.00 47.65 68.30 -20.65 59.46 40.32 13.18 65.31 -- -- Peak	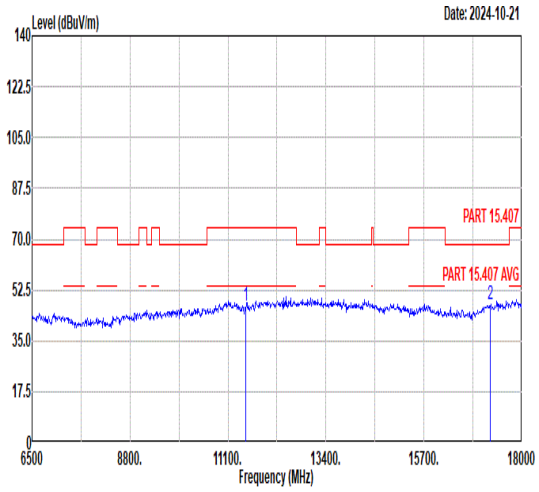 Freq Level Limit Line Margin Read Level Ant Factor Cable Loss Preamp Factor APos TPos Remark MHz dBuV/m dBuV/m dB dBuV dB/m dB dB cm deg 1 11510.00 46.92 74.00 -27.08 60.56 37.80 11.46 62.90 -- -- Peak 2 17265.00 47.44 68.30 -20.86 59.25 40.32 13.18 65.31 -- -- Peak

Mode	38	
	Band Edge - L	
	U-NII-3_5.725-5.85_802.11ax HE40_CH159_Full RU_5795MHz	
ANT	CDD18+19	
Pol.	Horizontal	Fundamental
Peak	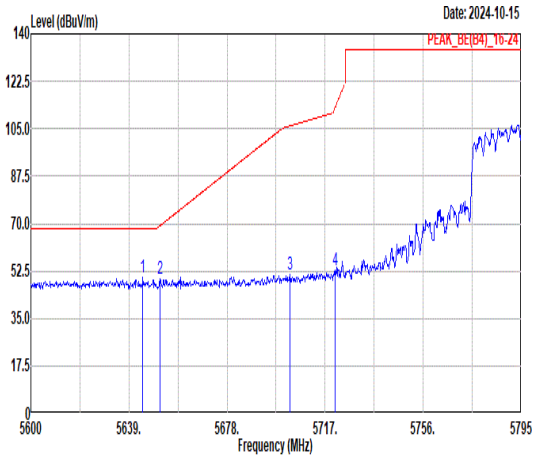 Freq Level Limit Line Margin Read Level Ant Factor Cable Loss Preamp Factor APos TPos Remark 1 5644.46 49.98 68.30 -18.32 39.12 34.98 8.38 32.50 154 182 PEAK 2 5651.29 49.54 69.25 -19.71 38.65 34.99 8.40 32.50 154 182 PEAK 3 5703.16 51.25 106.08 -54.83 40.14 35.02 8.59 32.50 154 182 PEAK 4 5720.90 52.79 112.85 -60.06 41.60 35.03 8.66 32.50 154 182 PEAK	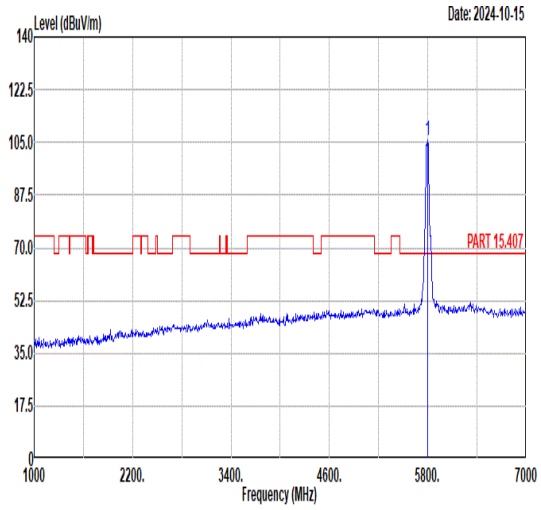 Freq Level Limit Line Margin Read Level Ant Factor Cable Loss Preamp Factor APos TPos Remark 1 5795.00 105.54 ------ ------ 94.02 35.08 8.94 32.50 154 182 PEAK
Avg	Blank	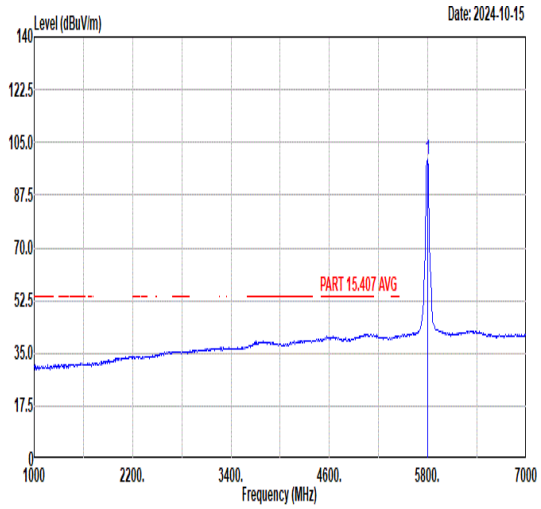 Freq Level Limit Line Margin Read Level Ant Factor Cable Loss Preamp Factor APos TPos Remark 1 5795.00 99.52 ------ ------ 88.01 35.08 8.93 32.50 154 182 AVERAGE

Mode	38	
	Band Edge - R	
	U-NII-3_5.725-5.85_802.11ax HE40_CH159_Full RU_5795MHz	
ANT	CDD18+19	
Pol.	Horizontal	Fundamental
Peak	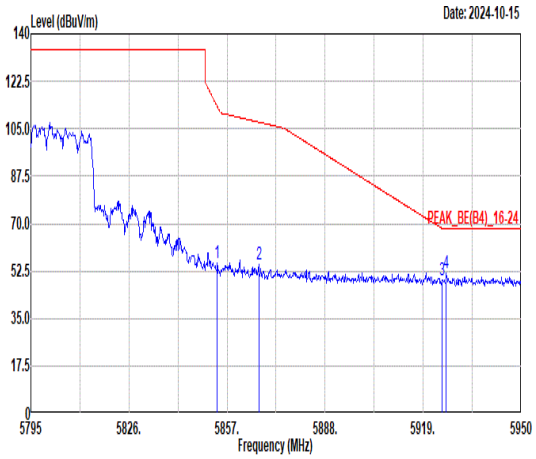 Freq Level Limit Line Margin Read Level Ant Factor Cable Loss Preamp Factor APos TPos Remark MHz dBuV/m dBuV/m dB dBuV dB/m dB dB cm deg 1 5853.90 55.44 113.31 -57.87 43.96 35.11 8.87 32.50 154 182 PEAK 2 5867.08 54.72 107.42 -52.70 43.24 35.12 8.86 32.50 154 182 PEAK 3 5924.89 49.04 68.28 -19.24 37.59 35.16 8.79 32.50 154 182 PEAK 4 5926.29 51.92 68.30 -16.38 40.47 35.16 8.79 32.50 154 182 PEAK	Blank

Mode	38	
	Band Edge - L	
	U-NII-3_5.725-5.85_802.11ax HE40_CH159_Full RU_5795MHz	
ANT	CDD18+19	
Pol.	Vertical	Fundamental
Peak	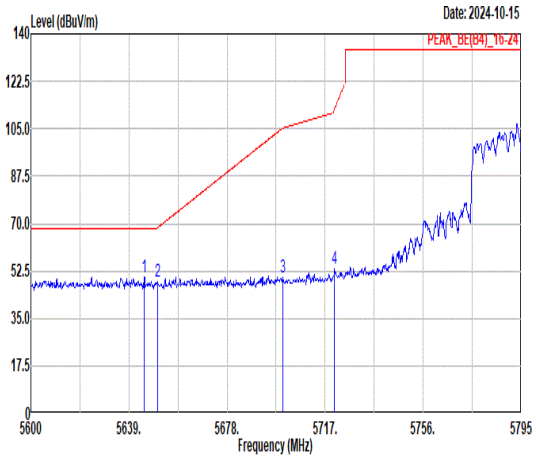 Freq Level Limit Line Margin Read Level Ant Factor Cable Loss Preamp Factor APos TPos Remark 1 5645.05 50.18 68.30 -18.12 39.31 34.99 8.38 32.50 105 244 PEAK 2 5650.31 48.39 68.53 -20.14 37.50 34.99 8.40 32.50 105 244 PEAK 3 5700.23 50.05 105.26 -55.21 38.95 35.02 8.58 32.50 105 244 PEAK 4 5720.71 53.33 112.41 -59.08 42.14 35.03 8.66 32.50 105 244 PEAK	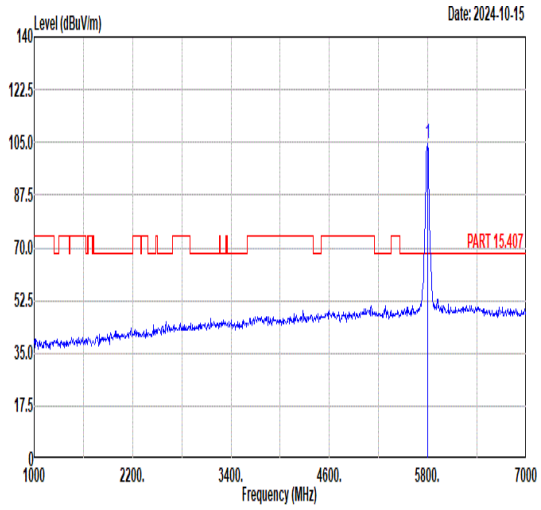 Freq Level Limit Line Margin Read Level Ant Factor Cable Loss Preamp Factor APos TPos Remark 1 5795.00 104.50 ------ ------ 92.99 35.08 8.93 32.50 105 244 PEAK
Avg	Blank	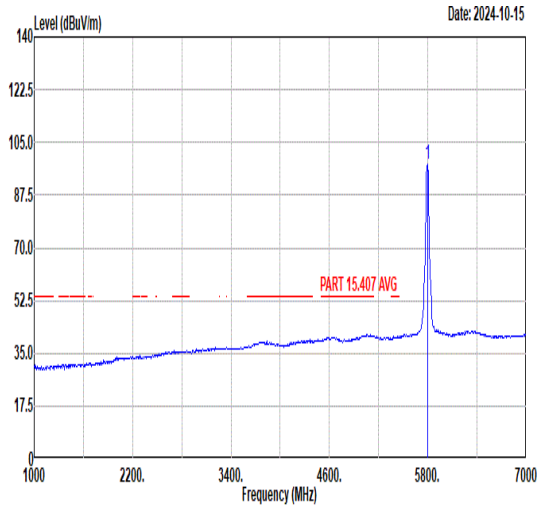 Freq Level Limit Line Margin Read Level Ant Factor Cable Loss Preamp Factor APos TPos Remark 1 5795.00 97.71 ------ ------ 86.20 35.08 8.93 32.50 105 244 AVERAGE

Mode	38	
	Band Edge - R	
	U-NII-3_5.725-5.85_802.11ax HE40_CH159_Full RU_5795MHz	
ANT	CDD18+19	
Pol.	Vertical	Fundamental
Peak	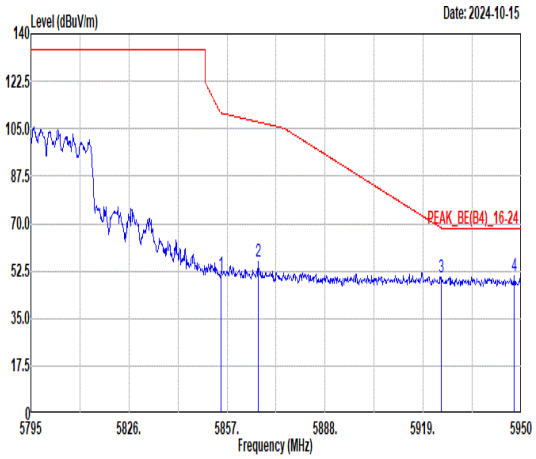 Freq Level Limit Line Margin Read Level Ant Factor Cable Loss Preamp Factor APos TPos Remark MHz dBuV/m dBuV/m dB dBuV dB/m dB dB cm deg 1 5854.99 51.35 110.83 -59.48 39.87 35.11 8.87 32.50 105 244 PEAK 2 5866.77 55.95 107.50 -51.55 44.47 35.12 8.86 32.50 105 244 PEAK 3 5924.74 50.16 68.40 -18.24 38.71 35.16 8.79 32.50 105 244 PEAK 4 5947.83 50.95 68.30 -17.35 39.52 35.17 8.76 32.50 105 244 PEAK	Blank

Mode	38	
	Harmonic	
	U-NII-3_5.725-5.85_802.11ax HE40_CH159_Full RU_5795MHz	
ANT	CDD18+19	
Pol.	Horizontal	Vertical
Peak Avg	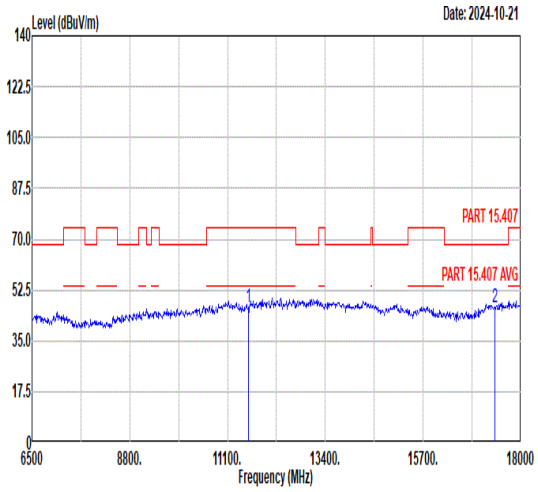 Freq Level Limit Line Margin Read Level Ant Factor Cable Loss Preamp Factor APos TPos Remark MHz dBuV/m dBuV/m dB dBuV dB/m dB dB cm deg 1 11590.00 46.34 74.00 -27.66 59.92 37.87 11.50 62.95 -- -- Peak 2 17385.00 46.68 68.30 -21.62 58.36 40.51 13.21 65.40 -- -- Peak	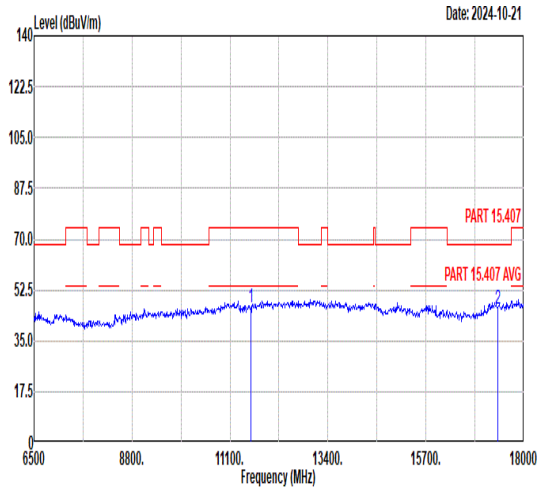 Freq Level Limit Line Margin Read Level Ant Factor Cable Loss Preamp Factor APos TPos Remark MHz dBuV/m dBuV/m dB dBuV dB/m dB dB cm deg 1 11590.00 46.35 74.00 -27.65 59.93 37.87 11.50 62.95 -- -- Peak 2 17385.00 46.16 68.30 -22.14 57.84 40.51 13.21 65.40 -- -- Peak

Mode	39	
	Band Edge - L	
	U-NII-3_5.725-5.85_802.11ax HE80_CH155_Full RU_5775MHz	
ANT	CDD18+19	
Pol.	Horizontal	Fundamental
Peak	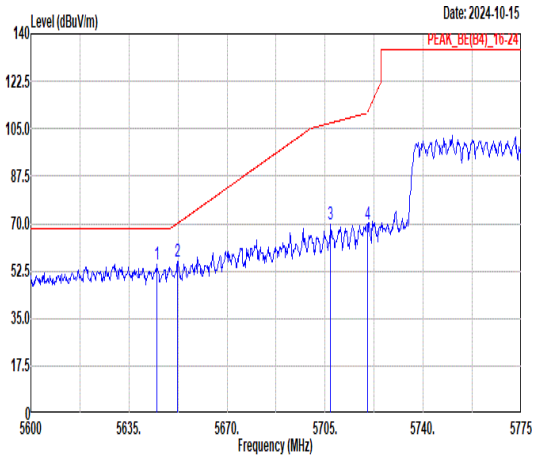 Freq Level Limit Line Margin Read Level Ant Factor Cable Loss Preamp Factor APos TPos Remark 1 5644.98 55.12 68.30 -13.18 44.25 34.99 8.38 32.50 168 175 PEAK 2 5652.33 55.93 70.02 -14.09 45.03 34.99 8.41 32.50 168 175 PEAK 3 5706.93 69.68 107.14 -37.46 58.55 35.02 8.61 32.50 168 175 PEAK 4 5720.05 69.71 110.91 -41.20 58.52 35.03 8.66 32.50 168 175 PEAK	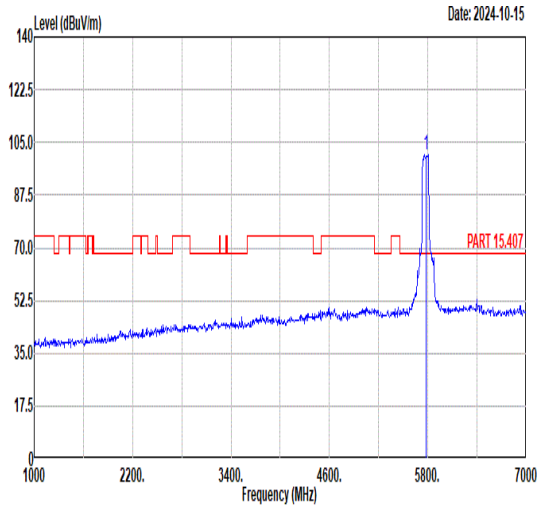 Freq Level Limit Line Margin Read Level Ant Factor Cable Loss Preamp Factor APos TPos Remark 1 5775.00 100.87 ------ ------ 89.36 35.08 8.93 32.50 168 175 PEAK
Avg	Blank	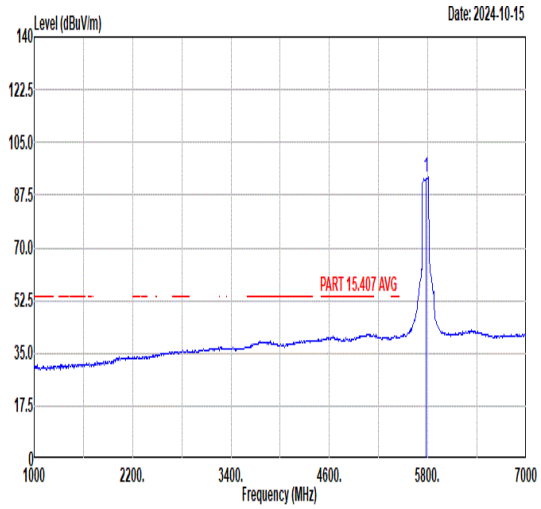 Freq Level Limit Line Margin Read Level Ant Factor Cable Loss Preamp Factor APos TPos Remark 1 5775.00 93.60 ------ ------ 82.09 35.08 8.93 32.50 168 175 AVERAGE

Mode	39	
	Band Edge - R	
	U-NII-3_5.725-5.85_802.11ax HE80_CH155_Full RU_5775MHz	
ANT	CDD18+19	
Pol.	Horizontal	Fundamental
Peak	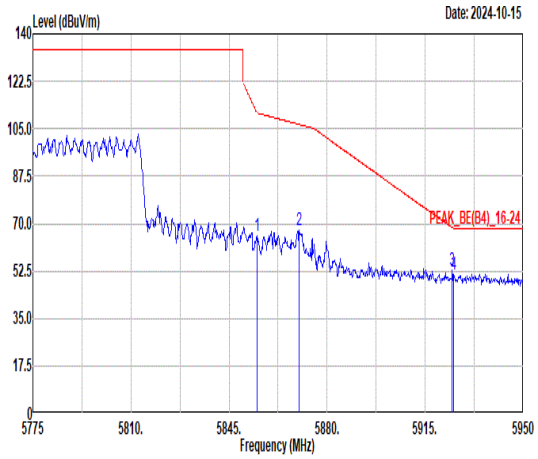 Freq Level Limit Line Margin Read Level Ant Factor Cable Loss Preamp Factor APos TPos Remark MHz dBuV/m dBuV/m dB dBuV dB/m dB dB cm deg 1 5854.98 65.72 110.86 -45.14 54.24 35.11 8.87 32.50 168 175 PEAK 2 5870.03 67.71 106.59 -38.88 56.24 35.12 8.85 32.50 168 175 PEAK 3 5924.63 52.64 68.48 -15.84 41.19 35.16 8.79 32.50 168 175 PEAK 4 5925.15 51.32 68.30 -16.98 39.87 35.16 8.79 32.50 168 175 PEAK	Blank

Mode	39	
	Band Edge - L	
	U-NII-3_5.725-5.85_802.11ax HE80_CH155_Full RU_5775MHz	
ANT	CDD18+19	
Pol.	Vertical	Fundamental
Peak	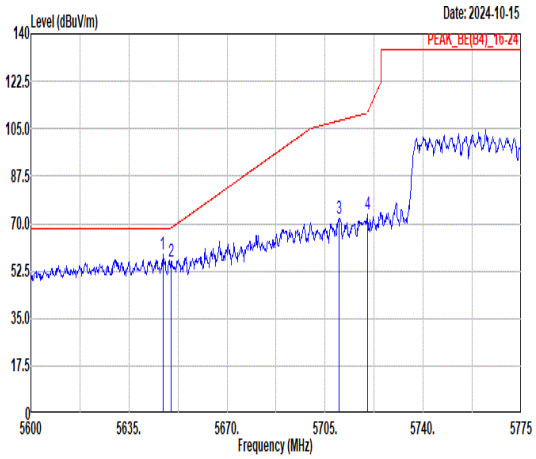 Freq Level Limit Line Margin Read Level Ant Factor Cable Loss Preamp Factor APos TPos Remark MHz dBuV/m dBuV/m dB dBuV dB/m dB dB cm deg 1 5647.08 58.51 68.30 -9.79 47.63 34.99 8.39 32.50 201 274 PEAK 2 5650.05 55.90 68.34 -12.44 45.01 34.99 8.40 32.50 201 274 PEAK 3 5710.08 71.76 108.02 -36.26 60.62 35.02 8.62 32.50 201 274 PEAK 4 5720.05 73.40 110.91 -37.51 62.21 35.03 8.66 32.50 201 274 PEAK	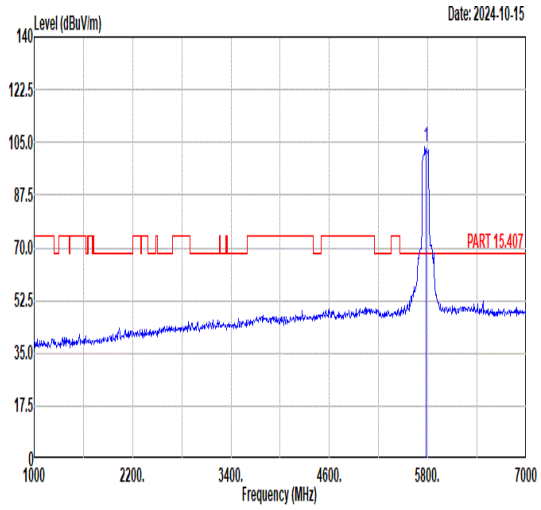 Freq Level Limit Line Margin Read Level Ant Factor Cable Loss Preamp Factor APos TPos Remark MHz dBuV/m dBuV/m dB dBuV dB/m dB dB cm deg 1 5775.00 103.55 ------ ------ 92.17 35.06 8.82 32.50 201 274 PEAK
Avg	Blank	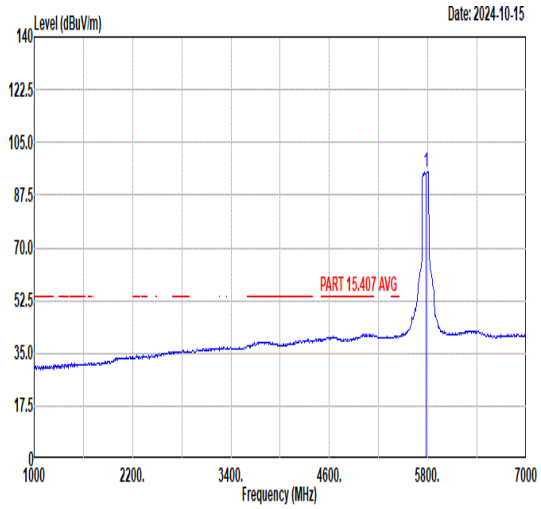 Freq Level Limit Line Margin Read Level Ant Factor Cable Loss Preamp Factor APos TPos Remark MHz dBuV/m dBuV/m dB dBuV dB/m dB dB cm deg 1 5775.00 95.20 ------ ------ 83.72 35.07 8.91 32.50 201 274 AVERAGE

Mode	39	
	Band Edge - R	
	U-NII-3_5.725-5.85_802.11ax HE80_CH155_Full RU_5775MHz	
ANT	CDD18+19	
Pol.	Vertical	Fundamental
Peak	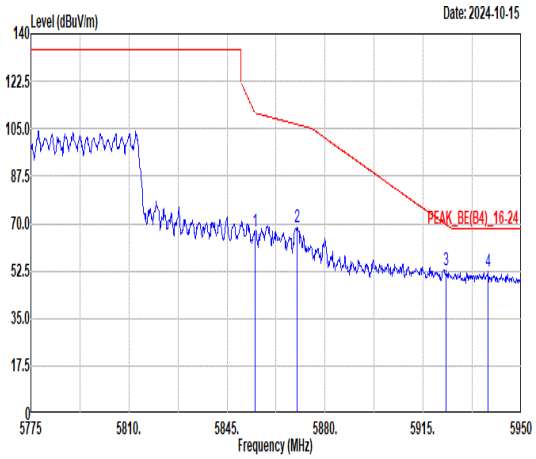 Freq Level Limit Line Margin Read Level Ant Factor Cable Loss Preamp Factor APos TPos Remark MHz dBuV/m dBuV/m dB dBuV dB/m dB dB cm deg 1 5854.98 67.20 110.86 -43.66 55.72 35.11 8.87 32.50 201 274 PEAK 2 5870.03 68.65 106.59 -37.94 57.18 35.12 8.85 32.50 201 274 PEAK 3 5923.23 52.81 69.51 -16.70 41.37 35.15 8.79 32.50 201 274 PEAK 4 5938.10 52.13 68.30 -16.17 40.70 35.16 8.77 32.50 201 274 PEAK	Blank

Mode	40	
	Band Edge	
	U-NII-3_5.47-5.85_802.11a_CH144_5720MHz	
ANT	CDD18+19	
Pol.	Horizontal	Fundamental
Peak	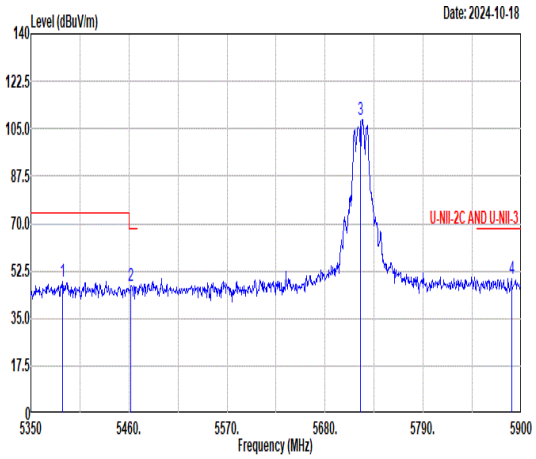 Freq Level Limit Line Margin Read Level Ant Factor Cable Loss Preamp Factor APos TPos Remark MHz dBuV/m dBuV/m dB dBuV dB/m dB dB cm deg 1 5385.20 48.53 74.00 -25.47 37.84 34.81 8.42 32.54 154 182 Peak 2 5462.20 47.25 68.30 -21.05 36.48 34.87 8.41 32.51 154 182 Peak 3 5720.00 108.54 ------ ------ 97.35 35.03 8.66 32.50 154 182 Peak 4 5889.00 49.62 68.30 -18.68 38.16 35.13 8.83 32.50 154 182 Peak	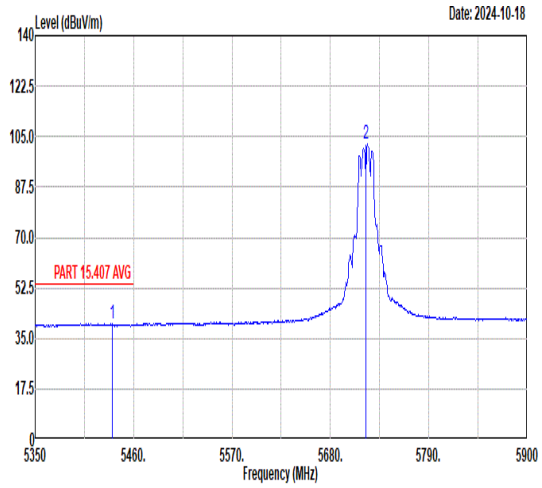 Freq Level Limit Line Margin Read Level Ant Factor Cable Loss Preamp Factor APos TPos Remark MHz dBuV/m dBuV/m dB dBuV dB/m dB dB cm deg 1 5436.35 40.05 54.00 -13.95 29.28 34.85 8.44 32.52 154 182 Peak 2 5720.00 102.32 ------ ------ 91.13 35.03 8.66 32.50 154 182 Average

Mode	40	
	Band Edge	
	U-NII-3_5.47-5.85_802.11a_CH144_5720MHz	
ANT	CDD18+19	
Pol.	Vertical	Fundamental
Peak	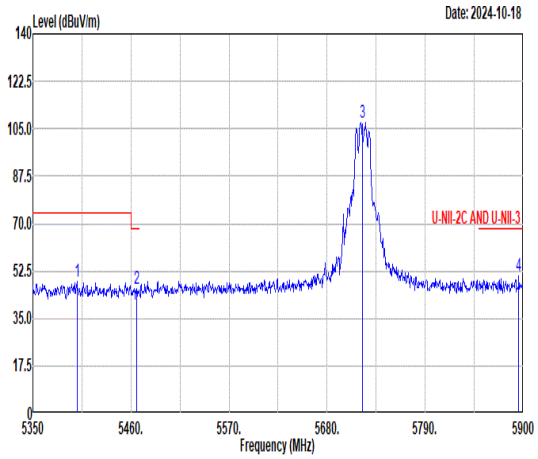 Freq Level Limit Line Margin Read Level Ant Factor Cable Loss Preamp Factor APos TPos Remark MHz dBuV/m dBuV/m dB dBuV dB/m dB dB cm deg 1 5399.50 48.66 74.00 -25.34 37.92 34.82 8.46 32.54 264 293 Peak 2 5466.05 46.06 68.30 -22.24 35.30 34.87 8.40 32.51 264 293 Peak 3 5720.00 107.08 ------ ------ 95.89 35.03 8.66 32.50 264 293 Peak 4 5895.05 50.86 68.30 -17.44 39.40 35.14 8.82 32.50 264 293 Peak	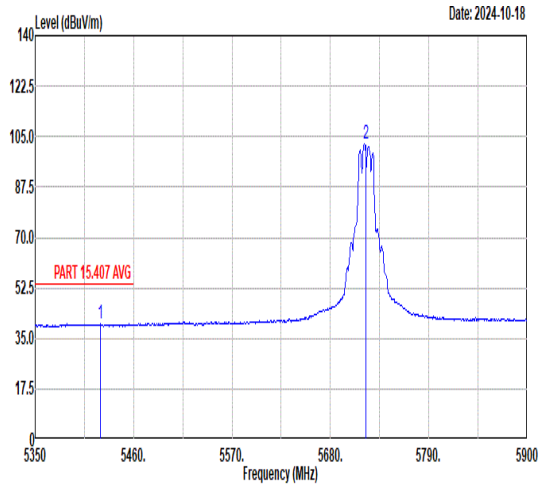 Freq Level Limit Line Margin Read Level Ant Factor Cable Loss Preamp Factor APos TPos Remark MHz dBuV/m dBuV/m dB dBuV dB/m dB dB cm deg 1 5423.15 40.12 54.00 -13.88 29.35 34.84 8.46 32.53 264 293 Peak 2 5720.00 102.42 ------ ------ 91.23 35.03 8.66 32.50 264 293 Average

Mode	40	
	Harmonic	
	U-NII-3_5.47-5.85_802.11a_CH144_5720MHz	
ANT	CDD18+19	
Pol.	Horizontal	Vertical
Peak Avg	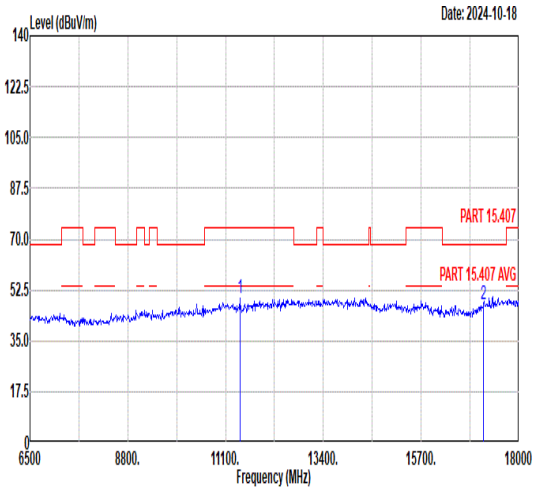 Limit Read Ant Cable Preamp APos TPos Freq Level Line Margin Level Factor Loss Factor Remark MHz dBuV/m dBuV/m dB dBuV dB/m dB dB cm deg 1 11440.00 49.79 74.00 -24.21 63.54 37.77 11.42 62.94 157 285 Peak 2 17160.00 47.42 68.30 -20.88 59.33 40.16 13.16 65.23 165 246 Peak	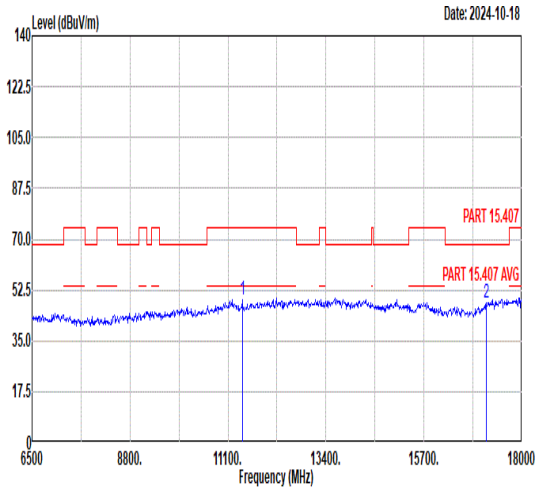 Limit Read Ant Cable Preamp APos TPos Freq Level Line Margin Level Factor Loss Factor Remark MHz dBuV/m dBuV/m dB dBuV dB/m dB dB cm deg 1 11440.00 49.35 74.00 -24.65 63.10 37.77 11.42 62.94 122 291 Peak 2 17160.00 48.17 68.30 -20.13 60.08 40.16 13.16 65.23 153 102 Peak

Mode	41	
	Band Edge	
	U-NII-3_5.47-5.85_802.11ax HE20_CH144_Full_5720MHz	
ANT	CDD18+19	
Pol.	Horizontal	Fundamental
Peak	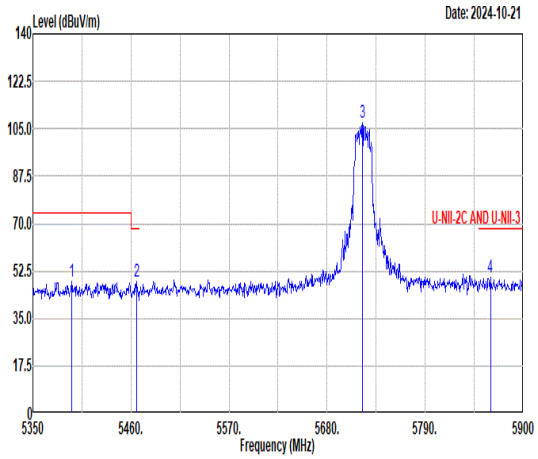 Freq Level Limit Line Margin Read Level Ant Factor Cable Loss Preamp Factor APos TPos Remark MHz dBuV/m dBuV/m dB dBuV dB/m dB dB cm deg 1 5393.45 48.62 74.00 -25.38 37.91 34.81 8.44 32.54 152 185 Peak 2 5466.60 48.53 68.30 -19.77 37.77 34.87 8.40 32.51 152 185 Peak 3 5720.00 107.31 ------ ------ 96.12 35.03 8.66 32.50 152 185 Peak 4 5863.15 50.39 68.30 -17.91 38.91 35.12 8.86 32.50 152 185 Peak	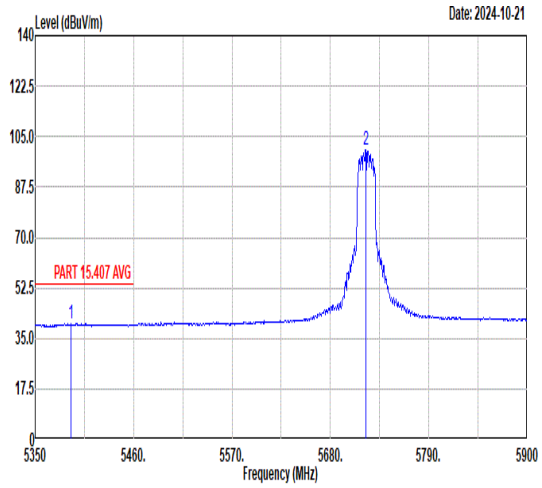 Freq Level Limit Line Margin Read Level Ant Factor Cable Loss Preamp Factor APos TPos Remark MHz dBuV/m dBuV/m dB dBuV dB/m dB dB cm deg 1 5389.60 40.22 54.00 -13.78 29.52 34.81 8.43 32.54 152 185 Peak 2 5720.00 100.21 ------ ------ 89.02 35.03 8.66 32.50 152 185 Average

Mode	41	
	Band Edge	
	U-NII-3_5.47-5.85_802.11ax HE20_CH144_Full_5720MHz	
ANT	CDD18+19	
Pol.	Vertical	Fundamental
Peak	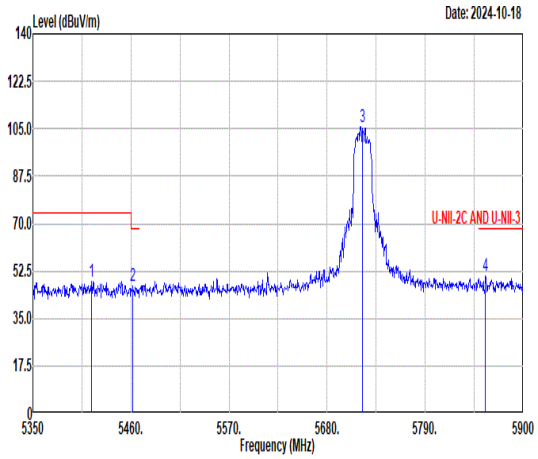 Freq Level Limit Line Margin Read Level Ant Factor Cable Loss Preamp Factor APos TPos Remark MHz dBuV/m dBuV/m dB dBuV dB/m dB dB cm deg 1 5416.00 48.79 74.00 -25.21 38.02 34.83 8.47 32.53 264 285 Peak 2 5462.20 46.77 68.30 -21.53 36.00 34.87 8.41 32.51 264 285 Peak 3 5720.00 105.80 ------ ------ 94.61 35.03 8.66 32.50 264 285 Peak 4 5857.65 50.83 68.30 -17.47 39.35 35.11 8.87 32.50 264 285 Peak	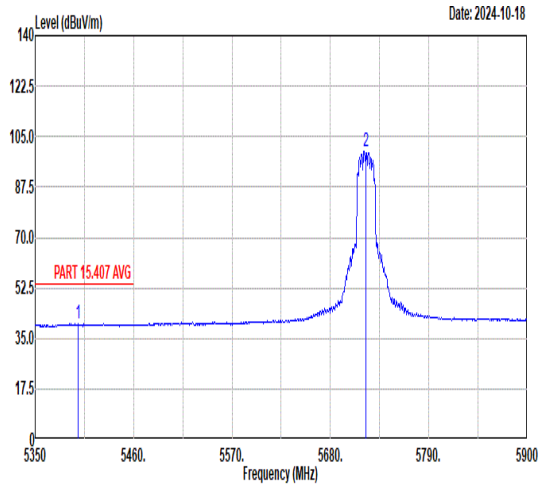 Freq Level Limit Line Margin Read Level Ant Factor Cable Loss Preamp Factor APos TPos Remark MHz dBuV/m dBuV/m dB dBuV dB/m dB dB cm deg 1 5397.85 40.12 54.00 -13.88 29.38 34.82 8.46 32.54 264 285 Peak 2 5720.00 99.76 ------ ------ 88.57 35.03 8.66 32.50 264 285 Average

Mode	41	
	Harmonic	
	U-NII-3_5.47-5.85_802.11ax HE20_CH144_Full_5720MHz	
ANT	CDD18+19	
Pol.	Horizontal	Vertical
Peak Avg	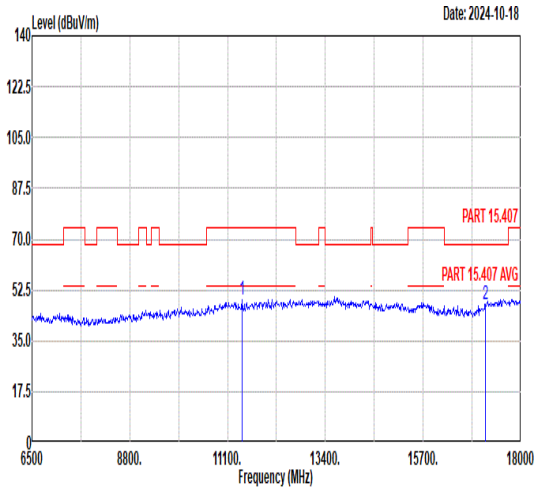 Freq Level Limit Line Margin Read Level Ant Factor Cable Loss Preamp Factor APos TPos Remark MHz dBuV/m dBuV/m dB dBuV dB/m dB dB cm deg 1 11440.00 49.32 74.00 -24.68 63.07 37.77 11.42 62.94 157 285 Peak 2 17160.00 47.81 68.30 -20.49 59.72 40.16 13.16 65.23 165 246 Peak	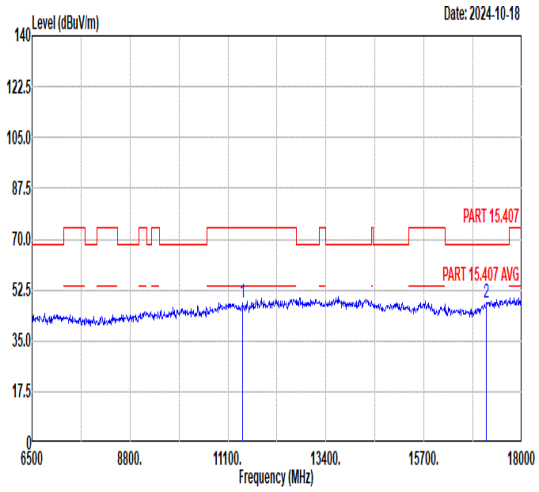 Freq Level Limit Line Margin Read Level Ant Factor Cable Loss Preamp Factor APos TPos Remark MHz dBuV/m dBuV/m dB dBuV dB/m dB dB cm deg 1 11440.00 48.04 74.00 -25.96 61.79 37.77 11.42 62.94 122 291 Peak 2 17160.00 47.86 68.30 -20.44 59.77 40.16 13.16 65.23 153 102 Peak

Mode	42	
	Band Edge	
	U-NII-3_5.47-5.85_802.11ax HE40_CH142_Full RU_5710MHz	
ANT	CDD18+19	
Pol.	Horizontal	Fundamental
Peak	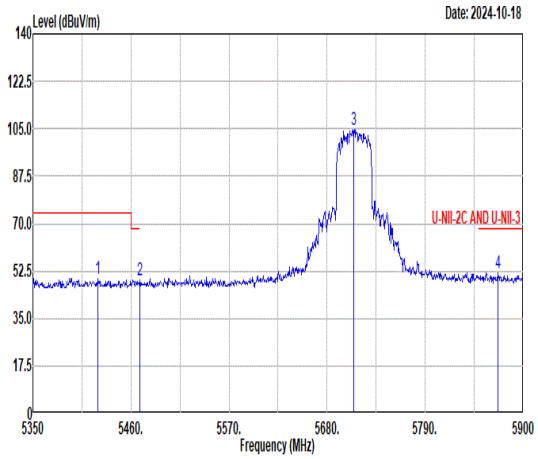 Freq Level Limit Line Margin Read Level Ant Factor Cable Loss Preamp Factor APos TPos Remark MHz dBuV/m dBuV/m dB dBuV dB/m dB dB cm deg 1 5423.15 49.81 74.00 -24.19 39.04 34.84 8.46 32.53 156 186 Peak 2 5469.90 49.11 68.30 -19.19 38.35 34.87 8.40 32.51 156 186 Peak 3 5710.00 104.83 ------ ------ 93.69 35.02 8.62 32.50 156 186 Peak 4 5871.95 51.79 68.30 -16.51 40.32 35.12 8.85 32.50 156 186 Peak	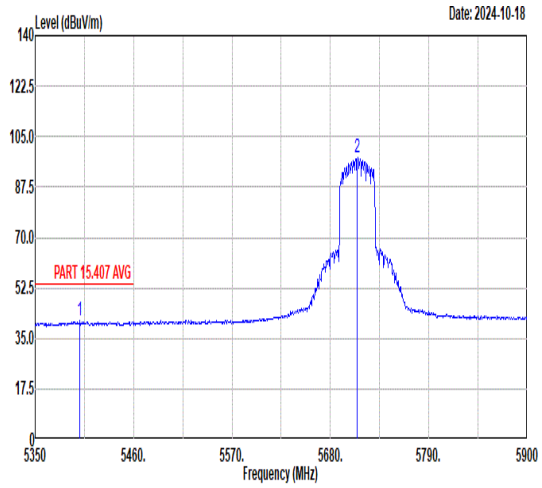 Freq Level Limit Line Margin Read Level Ant Factor Cable Loss Preamp Factor APos TPos Remark MHz dBuV/m dBuV/m dB dBuV dB/m dB dB cm deg 1 5400.05 41.00 54.00 -13.00 30.26 34.82 8.46 32.54 156 186 Peak 2 5710.00 97.74 ------ ------ 86.60 35.02 8.62 32.50 156 186 Average