Mode	42
	Band Edge
	U-NII-3_5.47-5.85_802.11ax HE40_CH142_Full RU_5710MHz
ANT	CDD18+19

Pol.	Vertical	Fundamental
Peak	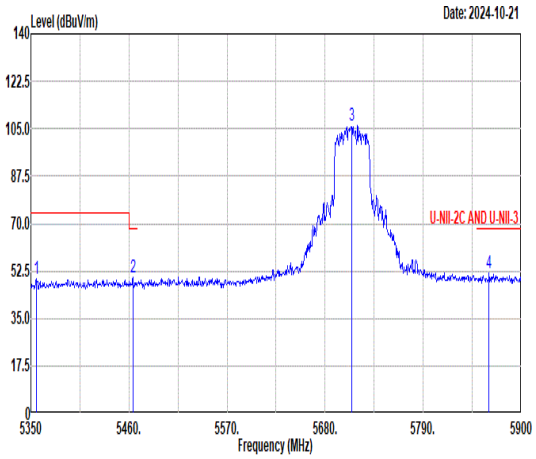 Freq Level Limit Line Margin Read Level Ant Factor Cable Loss Preamp Factor APos TPos Remark MHz dBuV/m dBuV/m dB dBuV dB/m dB dB cm deg 1 5356.05 49.82 74.00 -24.18 39.25 34.78 8.34 32.55 280 276 Peak 2 5464.40 50.28 68.30 -18.02 39.52 34.87 8.40 32.51 280 276 Peak 3 5710.00 105.97 ------ ------ 94.83 35.02 8.62 32.50 280 276 Peak 4 5863.70 51.54 68.30 -16.76 40.06 35.12 8.86 32.50 280 276 Peak	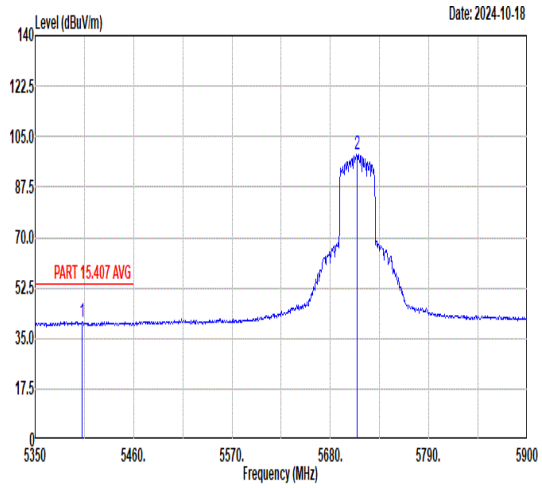 Freq Level Limit Line Margin Read Level Ant Factor Cable Loss Preamp Factor APos TPos Remark MHz dBuV/m dBuV/m dB dBuV dB/m dB dB cm deg 1 5402.80 40.84 54.00 -13.16 30.09 34.82 8.47 32.54 280 276 Peak 2 5710.00 99.01 ------ ------ 87.87 35.02 8.62 32.50 280 276 Average

Mode	42	
	Harmonic	
	U-NII-3_5.47-5.85_802.11ax HE40_CH142_Full RU_5710MHz	
ANT	CDD18+19	
Pol.	Horizontal	Vertical
Peak Avg	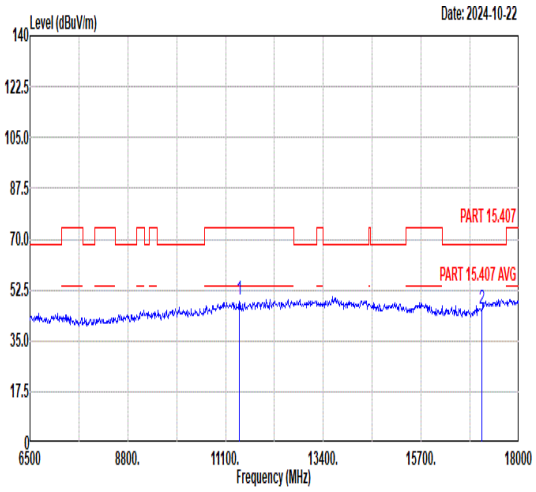 Freq Level Limit Line Margin Read Level Ant Factor Cable Loss Preamp Factor APos TPos Remark MHz dBuV/m dBuV/m dB dBuV dB/m dB dB cm deg 1 11420.00 49.32 74.00 -24.68 63.09 37.77 11.41 62.95 157 285 Peak 2 17130.00 46.17 68.30 -22.13 58.11 40.11 13.15 65.20 165 246 Peak	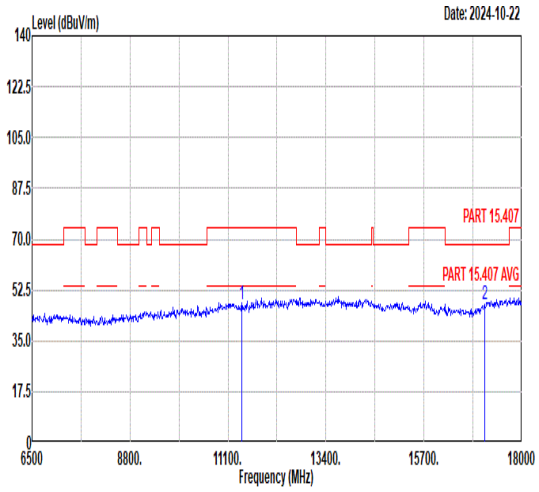 Freq Level Limit Line Margin Read Level Ant Factor Cable Loss Preamp Factor APos TPos Remark MHz dBuV/m dBuV/m dB dBuV dB/m dB dB cm deg 1 11420.00 47.47 74.00 -26.53 61.24 37.77 11.41 62.95 122 291 Peak 2 17130.00 47.56 68.30 -20.74 59.50 40.11 13.15 65.20 153 102 Peak

Mode	43	
	Band Edge	
	U-NII-3_5.47-5.85_802.11ax HE80_CH138_Full RU_5690MHz	
ANT	CDD18+19	
Pol.	Horizontal	Fundamental
Peak	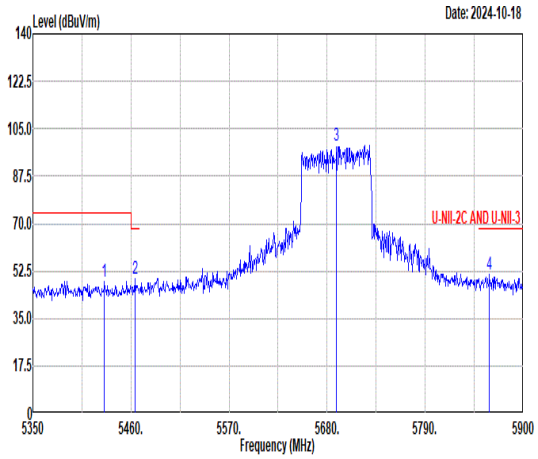 Freq Level Limit Line Margin Read Level Ant Factor Cable Loss Preamp Factor APos TPos Remark MHz dBuV/m dBuV/m dB dBuV dB/m dB dB cm deg 1 5430.30 48.78 74.00 -25.22 38.01 34.84 8.45 32.52 155 183 Peak 2 5464.95 49.44 68.30 -18.86 38.68 34.87 8.40 32.51 155 183 Peak 3 5690.00 98.99 ------ ------ 87.94 35.01 8.54 32.50 155 183 Peak 4 5862.05 51.27 68.30 -17.03 39.79 35.12 8.86 32.50 155 183 Peak	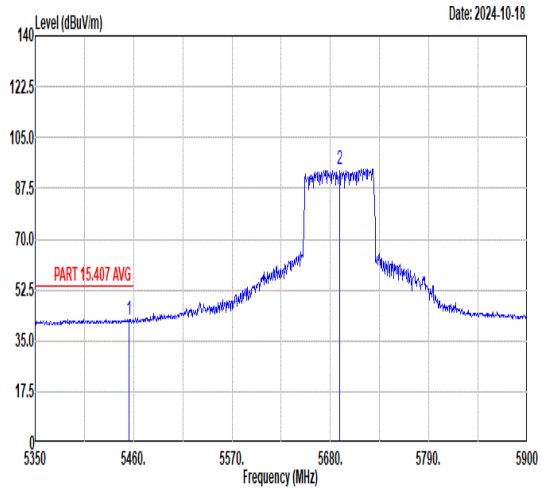 Freq Level Limit Line Margin Read Level Ant Factor Cable Loss Preamp Factor APos TPos Remark MHz dBuV/m dBuV/m dB dBuV dB/m dB dB cm deg 1 5454.50 42.38 54.00 -11.62 31.61 34.86 8.42 32.51 155 183 Peak 2 5690.00 94.20 ------ ------ 83.15 35.01 8.54 32.50 155 183 Peak

Mode	43
	Band Edge
	U-NII-3_5.47-5.85_802.11ax HE80_CH138_Full RU_5690MHz
ANT	CDD18+19

Pol.	Vertical	Fundamental
Peak	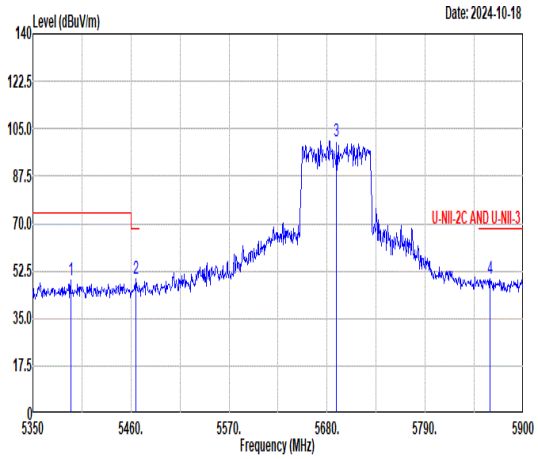 Freq Level Limit Line Margin Read Level Ant Factor Cable Loss Preamp Factor APos TPos Remark MHz dBuV/m dBuV/m dB dBuV dB/m dB dB cm deg 1 5392.35 48.87 74.00 -25.13 38.16 34.81 8.44 32.54 303 255 Peak 2 5465.50 49.48 68.30 -18.82 38.72 34.87 8.40 32.51 303 255 Peak 3 5690.00 100.33 ------ ------ 89.28 35.01 8.54 32.50 303 255 Peak 4 5862.60 49.80 68.30 -18.50 38.32 35.12 8.86 32.50 303 255 Peak	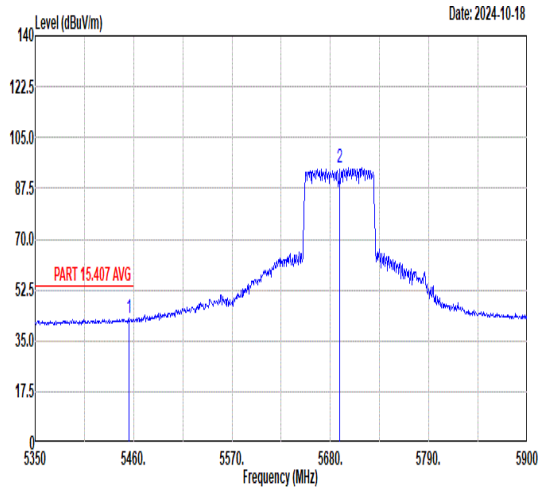 Freq Level Limit Line Margin Read Level Ant Factor Cable Loss Preamp Factor APos TPos Remark MHz dBuV/m dBuV/m dB dBuV dB/m dB dB cm deg 1 5454.50 42.55 54.00 -11.45 31.78 34.86 8.42 32.51 303 255 Peak 2 5690.00 94.48 ------ ------ 83.43 35.01 8.54 32.50 303 255 Peak

Mode	44	
	Band Edge	
	U-NII-1_5.15-5.25_802.11ax HE20_CH36_Partial 26/0_5180MHz	
ANT	CDD18+19	
Pol.	Horizontal	Fundamental
Peak	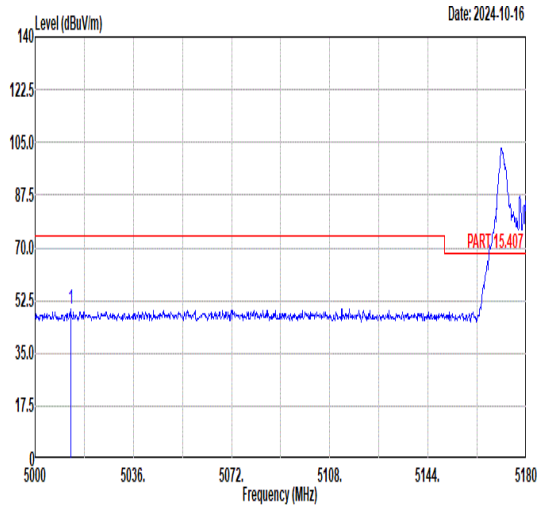 Freq Level Limit Line Margin Read Level Ant Factor Cable Loss Preamp Factor APos TPos Remark MHz dBuV/m dBuV/m dB dBuV dB/m dB dB cm deg 1 5012.96 49.78 74.00 -24.22 40.14 34.51 7.83 32.70 287 0 PEAK	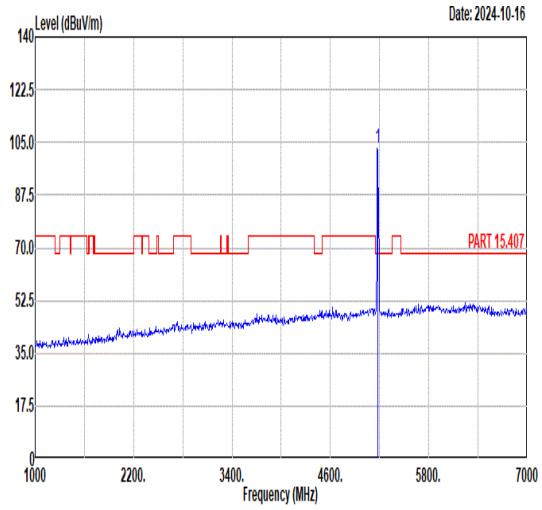 Freq Level Limit Line Margin Read Level Ant Factor Cable Loss Preamp Factor APos TPos Remark MHz dBuV/m dBuV/m dB dBuV dB/m dB dB cm deg 1 5180.00 102.98 ------ ------ 93.04 34.64 7.93 32.63 287 0 PEAK
Avg	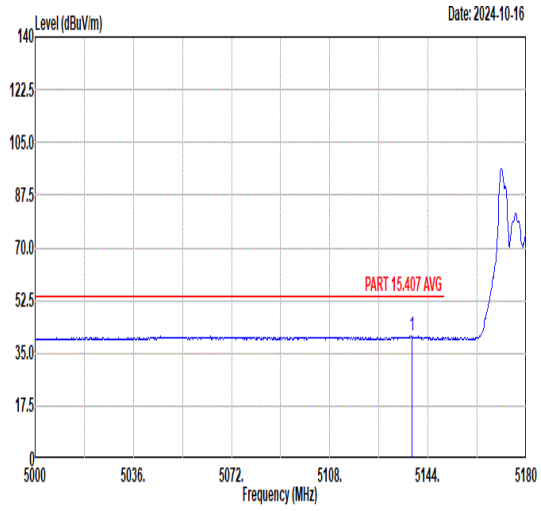 Freq Level Limit Line Margin Read Level Ant Factor Cable Loss Preamp Factor APos TPos Remark MHz dBuV/m dBuV/m dB dBuV dB/m dB dB cm deg 1 5138.24 40.64 54.00 -13.36 30.76 34.61 7.91 32.64 287 0 AVERAGE	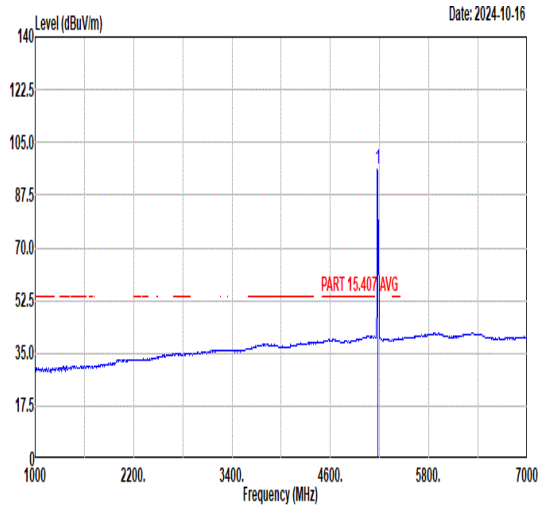 Freq Level Limit Line Margin Read Level Ant Factor Cable Loss Preamp Factor APos TPos Remark MHz dBuV/m dBuV/m dB dBuV dB/m dB dB cm deg 1 5180.00 96.10 ------ ------ 86.16 34.64 7.93 32.63 287 0 AVERAGE

Mode	44	
	Band Edge	
	U-NII-1_5.15-5.25_802.11ax HE20_CH36_Partial 26/0_5180MHz	
ANT	CDD18+19	
Pol.	Vertical	Fundamental
Peak	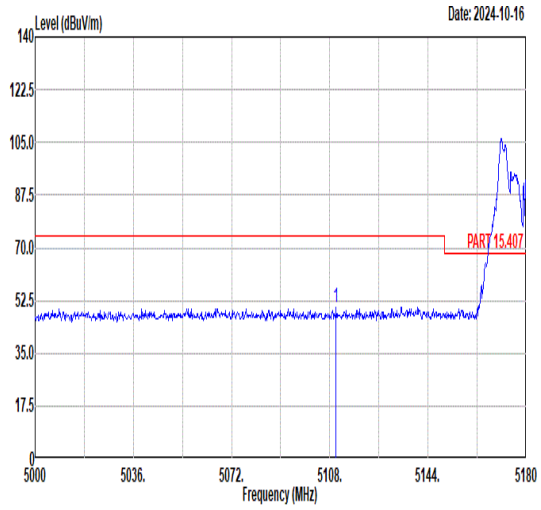 Freq Level Limit Line Margin Read Level Ant Factor Cable Loss Preamp Factor APos TPos Remark MHz dBuV/m dBuV/m dB dBuV dB/m dB dB cm deg 1 5110.34 50.20 74.00 -23.80 40.38 34.59 7.89 32.66 289 275 PEAK	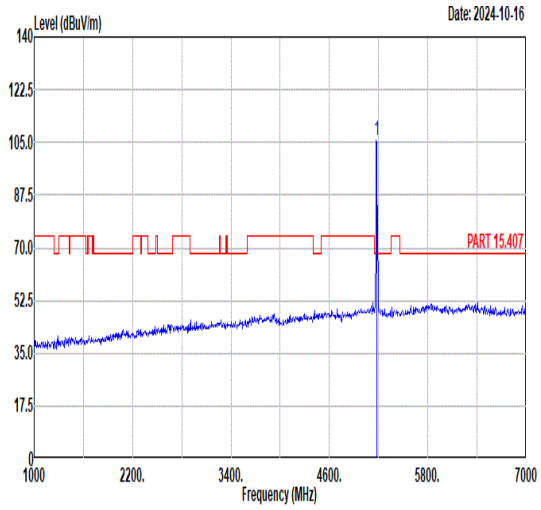 Freq Level Limit Line Margin Read Level Ant Factor Cable Loss Preamp Factor APos TPos Remark MHz dBuV/m dBuV/m dB dBuV dB/m dB dB cm deg 1 5180.00 105.87 ------ ------ 95.93 34.64 7.93 32.63 289 275 PEAK
Avg	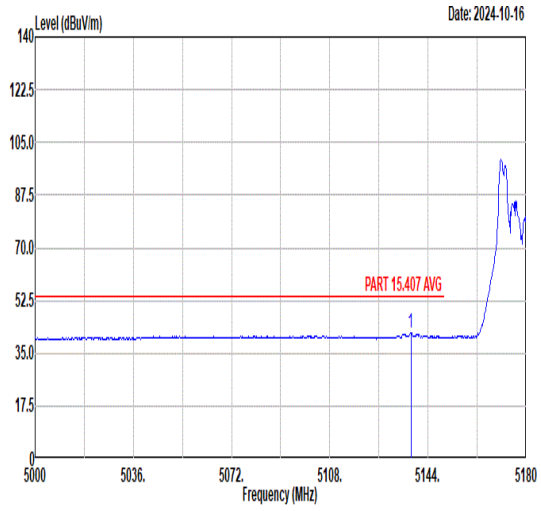 Freq Level Limit Line Margin Read Level Ant Factor Cable Loss Preamp Factor APos TPos Remark MHz dBuV/m dBuV/m dB dBuV dB/m dB dB cm deg 1 5137.70 41.73 54.00 -12.27 31.85 34.61 7.91 32.64 289 275 AVERAGE	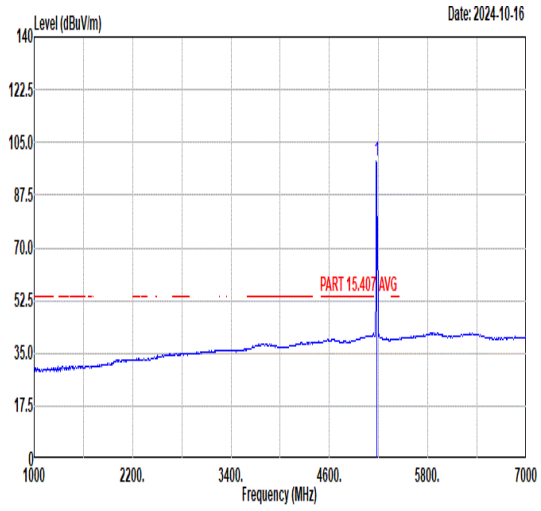 Freq Level Limit Line Margin Read Level Ant Factor Cable Loss Preamp Factor APos TPos Remark MHz dBuV/m dBuV/m dB dBuV dB/m dB dB cm deg 1 5180.00 98.73 ------ ------ 88.79 34.64 7.93 32.63 289 275 AVERAGE

Mode	45	
	Band Edge	
	U-NII-1_5.15-5.25_802.11ax HE20_CH36_Partial RU 52/37_5180MHz	
ANT	CDD18+19	
Pol.	Horizontal	Fundamental
Peak	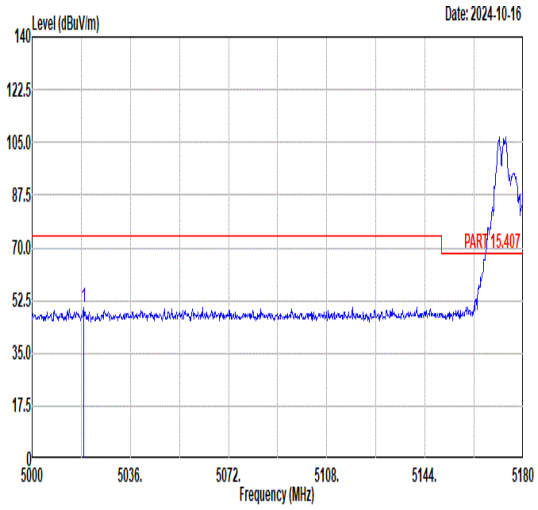 Freq Level Limit Line Margin Read Level Ant Factor Cable Loss Preamp Factor APos TPos Remark MHz dBuV/m dBuV/m dB dBuV dB/m dB dB cm deg 1 5018.90 50.39 74.00 -23.61 40.73 34.52 7.83 32.69 282 140 PEAK	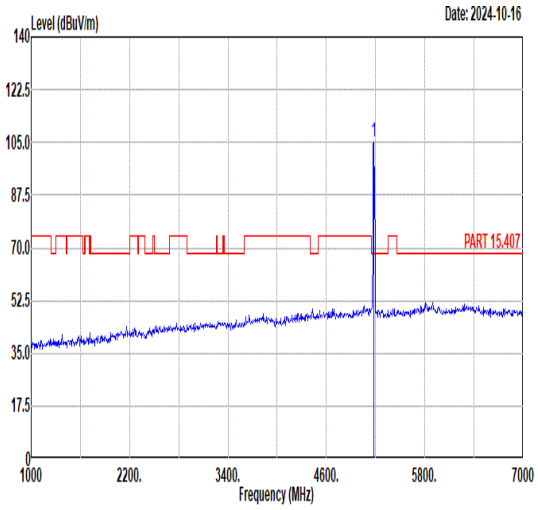 Freq Level Limit Line Margin Read Level Ant Factor Cable Loss Preamp Factor APos TPos Remark MHz dBuV/m dBuV/m dB dBuV dB/m dB dB cm deg 1 5180.00 105.31 ------ ------ 95.36 34.64 7.94 32.63 282 140 PEAK
Avg	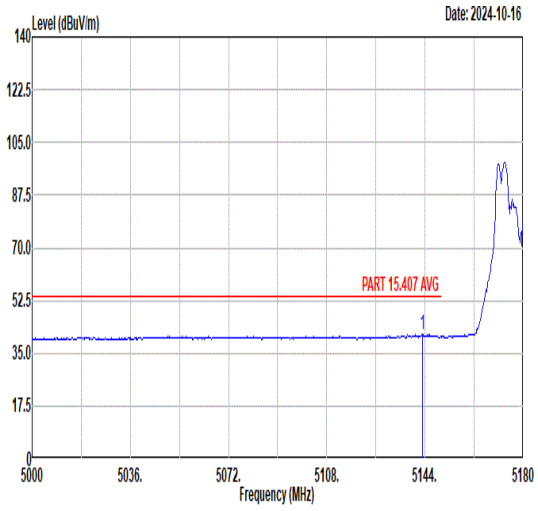 Freq Level Limit Line Margin Read Level Ant Factor Cable Loss Preamp Factor APos TPos Remark MHz dBuV/m dBuV/m dB dBuV dB/m dB dB cm deg 1 5143.10 41.21 54.00 -12.79 31.32 34.62 7.91 32.64 282 140 AVERAGE	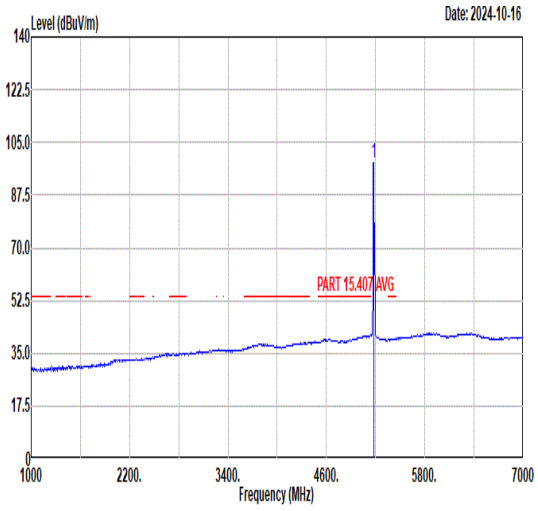 Freq Level Limit Line Margin Read Level Ant Factor Cable Loss Preamp Factor APos TPos Remark MHz dBuV/m dBuV/m dB dBuV dB/m dB dB cm deg 1 5180.00 98.24 ------ ------ 88.29 34.64 7.94 32.63 282 140 AVERAGE

Mode	45	
	Band Edge	
	U-NII-1_5.15-5.25_802.11ax HE20_CH36_Partial RU 52/37_5180MHz	
ANT	CDD18+19	
Pol.	Vertical	Fundamental
Peak	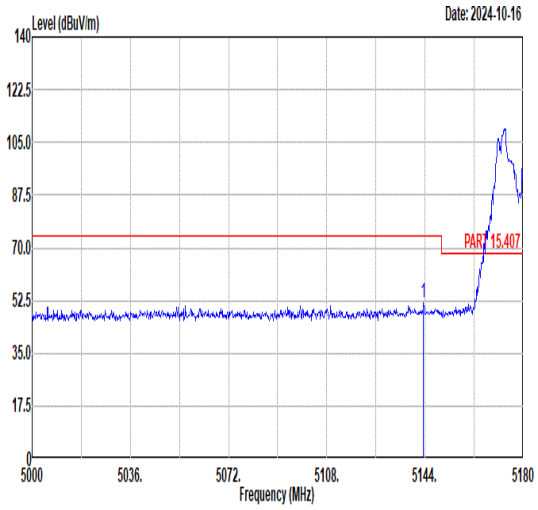 Freq Level Limit Line Margin Read Level Ant Factor Cable Loss Preamp Factor APos TPos Remark MHz dBuV/m dBuV/m dB dBuV dB/m dB dB cm deg 1 5143.46 51.86 74.00 -22.14 41.97 34.62 7.91 32.64 300 274 PEAK	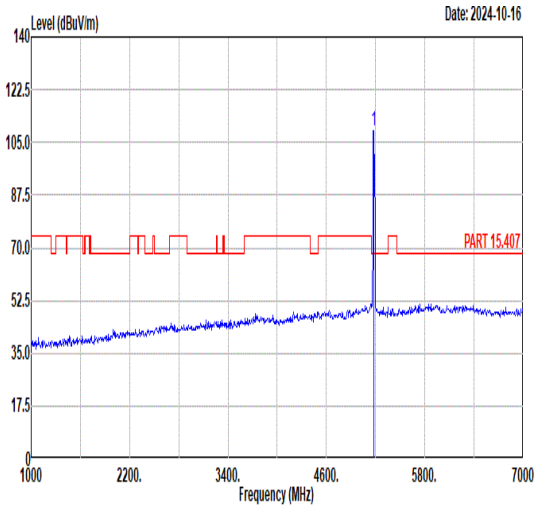 Freq Level Limit Line Margin Read Level Ant Factor Cable Loss Preamp Factor APos TPos Remark MHz dBuV/m dBuV/m dB dBuV dB/m dB dB cm deg 1 5180.00 108.91 ------ ------ 98.97 34.64 7.93 32.63 300 274 PEAK
Avg	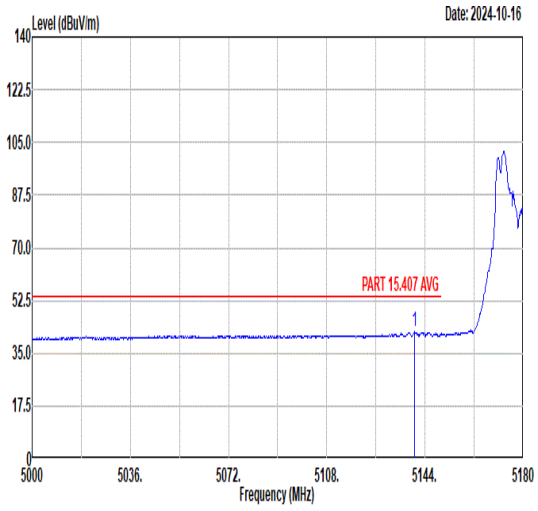 Freq Level Limit Line Margin Read Level Ant Factor Cable Loss Preamp Factor APos TPos Remark MHz dBuV/m dBuV/m dB dBuV dB/m dB dB cm deg 1 5140.04 42.01 54.00 -11.99 32.13 34.61 7.91 32.64 300 274 AVERAGE	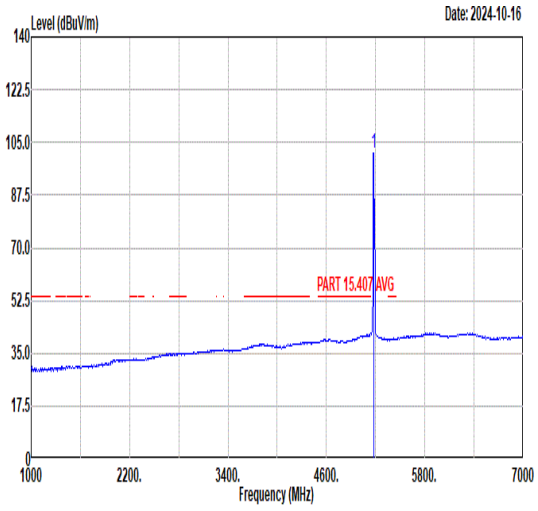 Freq Level Limit Line Margin Read Level Ant Factor Cable Loss Preamp Factor APos TPos Remark MHz dBuV/m dBuV/m dB dBuV dB/m dB dB cm deg 1 5180.00 101.57 ------ ------ 91.63 34.64 7.93 32.63 300 274 AVERAGE

Mode	46	
	Band Edge	
	U-NII-1_5.15-5.25_802.11ax HE20_CH36_Partial RU 106/53_5180MHz	
ANT	CDD18+19	
Pol.	Horizontal	Fundamental
Peak	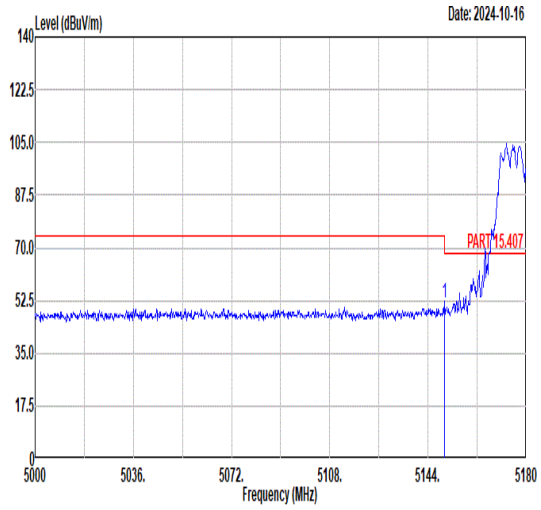 Freq Level Limit Line Margin Read Level Ant Factor Cable Loss Preamp Factor APos TPos Remark MHz dBuV/m dBuV/m dB dBuV dB/m dB dB cm deg 1 5149.94 51.69 74.00 -22.31 41.79 34.62 7.92 32.64 300 325 PEAK	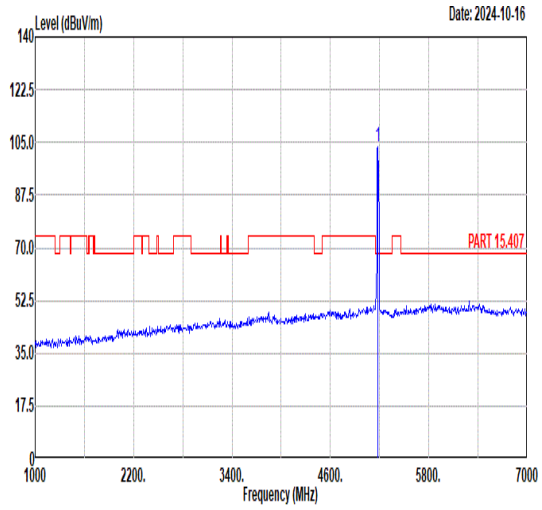 Freq Level Limit Line Margin Read Level Ant Factor Cable Loss Preamp Factor APos TPos Remark MHz dBuV/m dBuV/m dB dBuV dB/m dB dB cm deg 1 5180.00 103.46 ------ ------ 93.51 34.64 7.94 32.63 300 325 PEAK
Avg	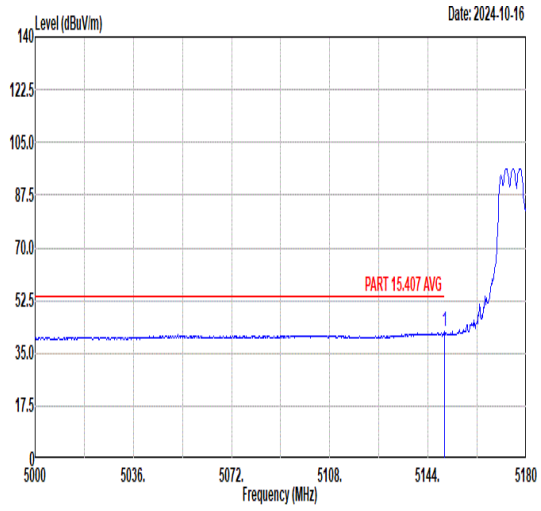 Freq Level Limit Line Margin Read Level Ant Factor Cable Loss Preamp Factor APos TPos Remark MHz dBuV/m dBuV/m dB dBuV dB/m dB dB cm deg 1 5149.94 42.05 54.00 -11.95 32.15 34.62 7.92 32.64 300 325 AVERAGE	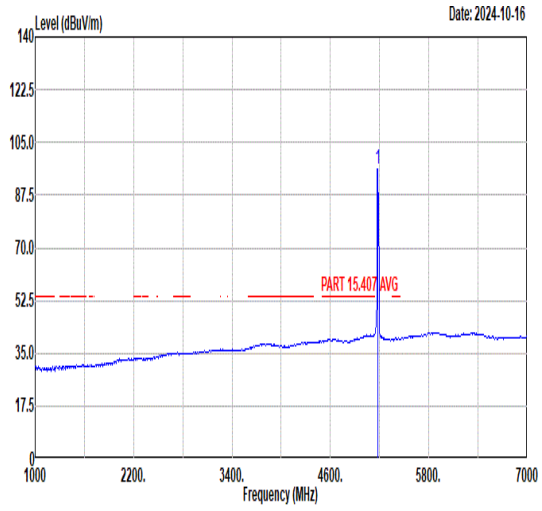 Freq Level Limit Line Margin Read Level Ant Factor Cable Loss Preamp Factor APos TPos Remark MHz dBuV/m dBuV/m dB dBuV dB/m dB dB cm deg 1 5180.00 96.23 ------ ------ 86.29 34.64 7.93 32.63 300 325 AVERAGE

Mode	46	
	Band Edge	
	U-NII-1_5.15-5.25_802.11ax HE20_CH36_Partial RU 106/53_5180MHz	
ANT	CDD18+19	
Pol.	Vertical	Fundamental
Peak	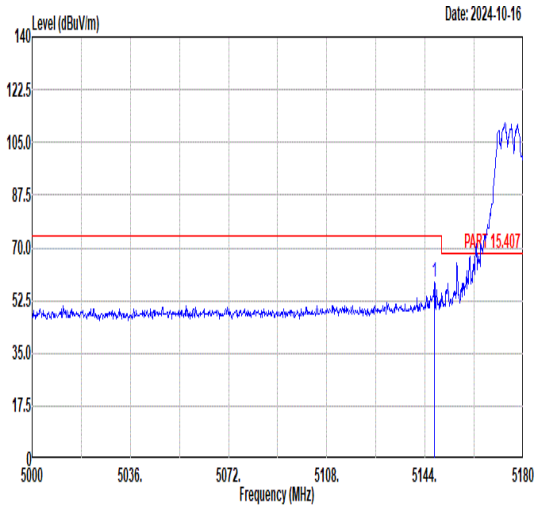 Freq Level Limit Line Margin Read Level Ant Factor Cable Loss Preamp Factor APos TPos Remark MHz dBuV/m dBuV/m dB dBuV dB/m dB dB cm deg 1 5147.42 58.62 74.00 -15.38 48.72 34.62 7.92 32.64 300 282 PEAK	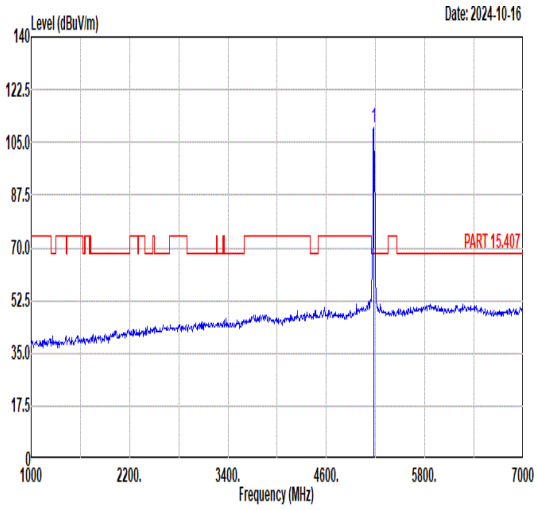 Freq Level Limit Line Margin Read Level Ant Factor Cable Loss Preamp Factor APos TPos Remark MHz dBuV/m dBuV/m dB dBuV dB/m dB dB cm deg 1 5180.00 109.82 ------ ------ 99.87 34.64 7.94 32.63 300 282 PEAK
Avg	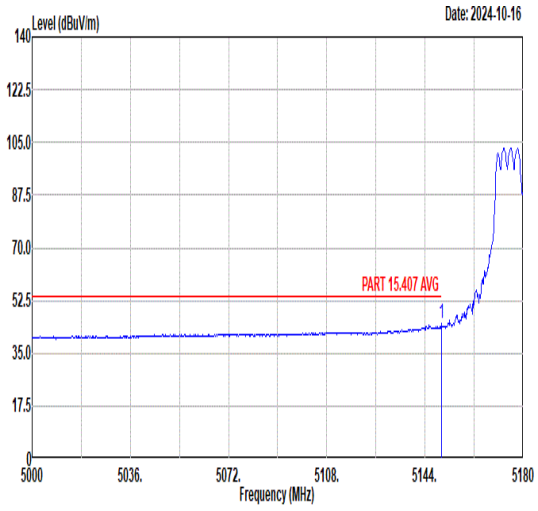 Freq Level Limit Line Margin Read Level Ant Factor Cable Loss Preamp Factor APos TPos Remark MHz dBuV/m dBuV/m dB dBuV dB/m dB dB cm deg 1 5149.94 44.84 54.00 -9.16 34.94 34.62 7.92 32.64 300 282 AVERAGE	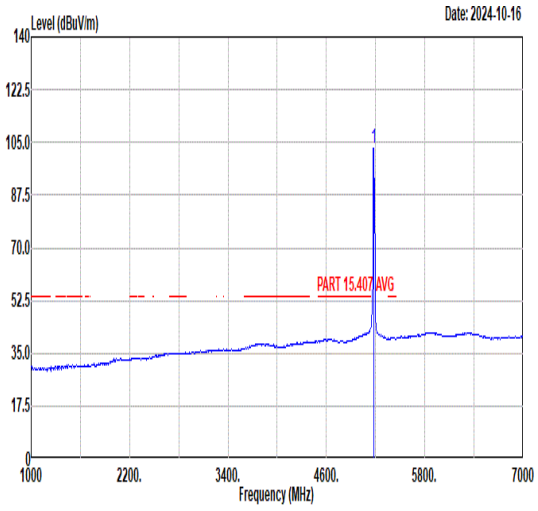 Freq Level Limit Line Margin Read Level Ant Factor Cable Loss Preamp Factor APos TPos Remark MHz dBuV/m dBuV/m dB dBuV dB/m dB dB cm deg 1 5180.00 102.80 ------ ------ 92.86 34.64 7.93 32.63 300 282 AVERAGE

Mode	47	
	Band Edge	
	U-NII-2A_5.15-5.25_802.11ax HE20_CH64_Partial RU 26/8_5320MHz	
ANT	CDD18+19	
Pol.	Horizontal	Fundamental
Peak	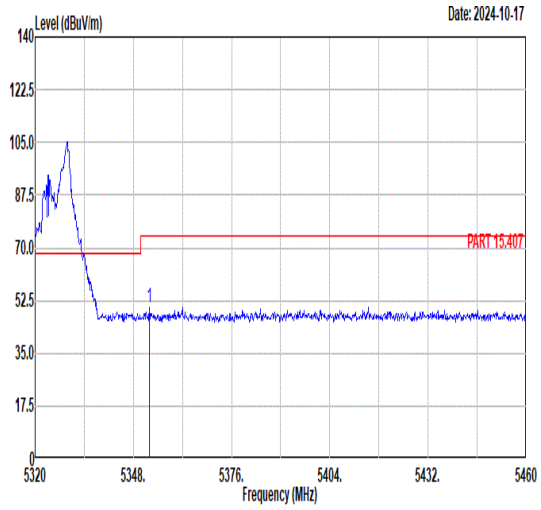 Freq Level Limit Line Margin Read Level Ant Factor Cable Loss Preamp Factor APos TPos Remark MHz dBuV/m dBuV/m dB dBuV dB/m dB dB cm deg 1 5352.62 50.37 74.00 -23.63 39.82 34.78 8.33 32.56 200 51 PEAK	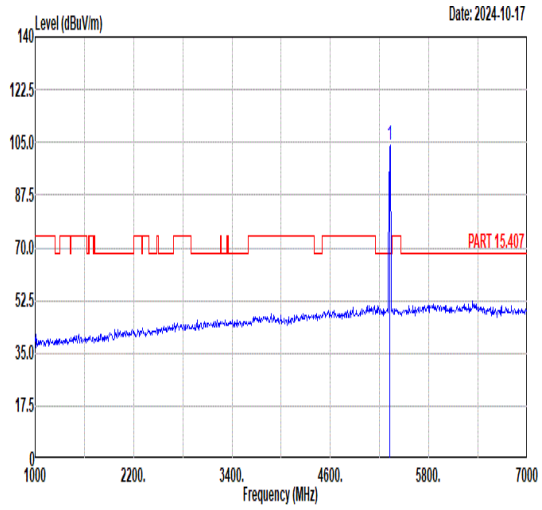 Freq Level Limit Line Margin Read Level Ant Factor Cable Loss Preamp Factor APos TPos Remark MHz dBuV/m dBuV/m dB dBuV dB/m dB dB cm deg 1 5320.00 103.92 ------ ------ 93.44 34.76 8.28 32.56 200 51 PEAK
Avg	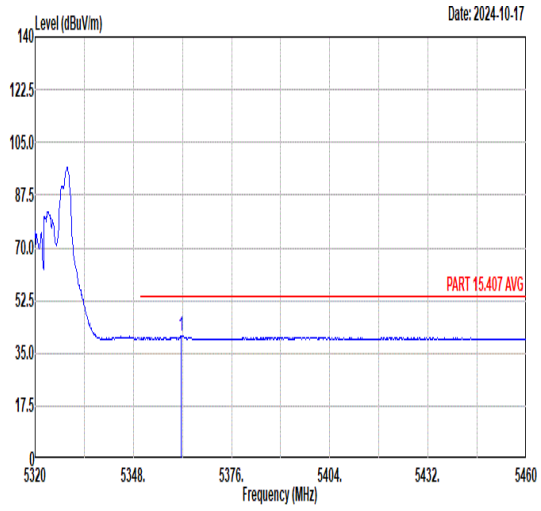 Freq Level Limit Line Margin Read Level Ant Factor Cable Loss Preamp Factor APos TPos Remark MHz dBuV/m dBuV/m dB dBuV dB/m dB dB cm deg 1 5361.72 40.76 54.00 -13.24 30.16 34.79 8.36 32.55 200 51 AVERAGE	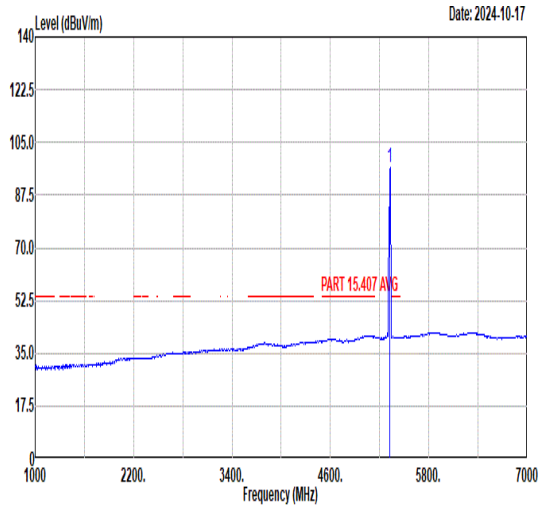 Freq Level Limit Line Margin Read Level Ant Factor Cable Loss Preamp Factor APos TPos Remark MHz dBuV/m dBuV/m dB dBuV dB/m dB dB cm deg 1 5320.00 96.50 ------ ------ 86.02 34.76 8.28 32.56 200 51 AVERAGE

Mode	47	
	Band Edge	
	U-NII-2A_5.15-5.25_802.11ax HE20_CH64_Partial RU 26/8_5320MHz	
ANT	CDD18+19	
Pol.	Vertical	Fundamental
Peak	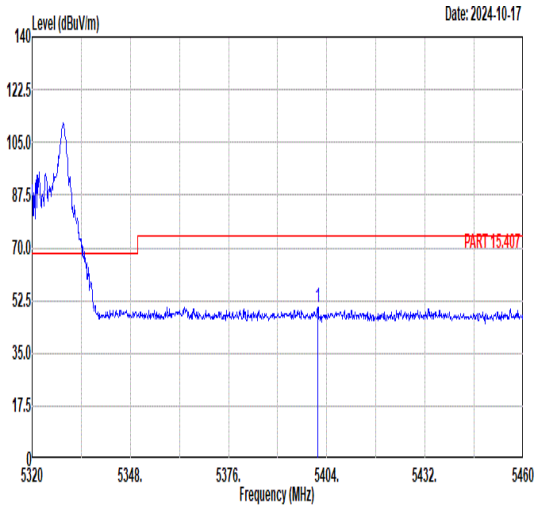 Freq Level Limit Line Margin Read Level Ant Factor Cable Loss Preamp Factor APos TPos Remark MHz dBuV/m dBuV/m dB dBuV dB/m dB dB cm deg 1 5401.48 50.41 74.00 -23.59 39.66 34.82 8.47 32.54 200 300 PEAK	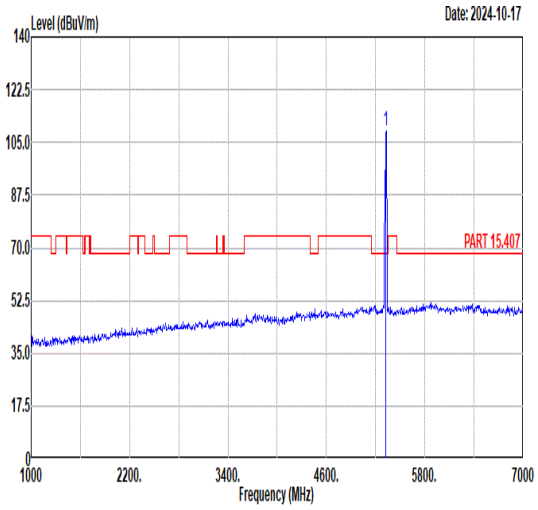 Freq Level Limit Line Margin Read Level Ant Factor Cable Loss Preamp Factor APos TPos Remark MHz dBuV/m dBuV/m dB dBuV dB/m dB dB cm deg 1 5320.00 108.95 ------ ------ 98.47 34.76 8.28 32.56 200 300 PEAK
Avg	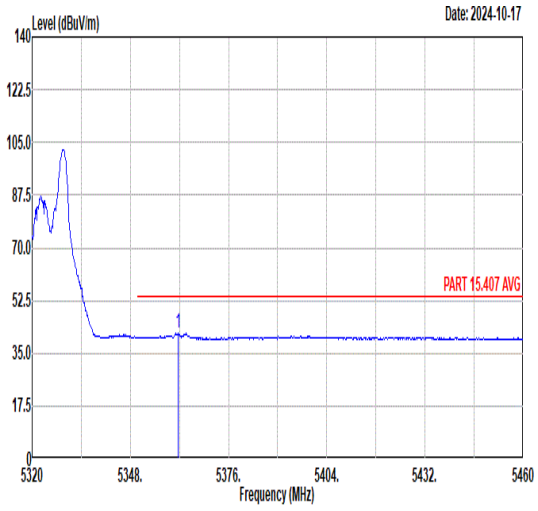 Freq Level Limit Line Margin Read Level Ant Factor Cable Loss Preamp Factor APos TPos Remark MHz dBuV/m dBuV/m dB dBuV dB/m dB dB cm deg 1 5361.72 41.57 54.00 -12.43 30.97 34.79 8.36 32.55 200 300 AVERAGE	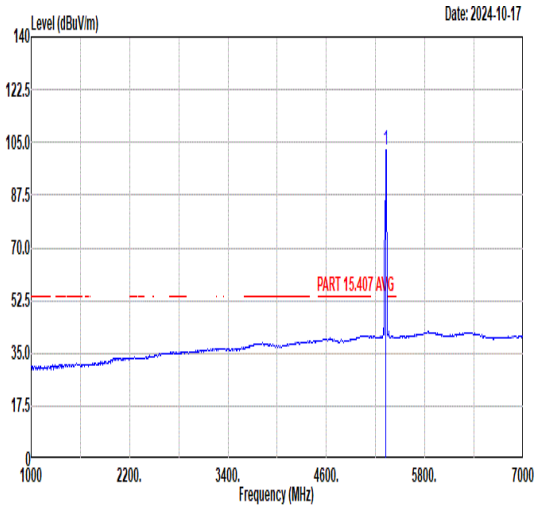 Freq Level Limit Line Margin Read Level Ant Factor Cable Loss Preamp Factor APos TPos Remark MHz dBuV/m dBuV/m dB dBuV dB/m dB dB cm deg 1 5320.00 102.52 ------ ------ 92.07 34.76 8.26 32.57 200 300 AVERAGE

Mode	48	
	Band Edge	
	U-NII-2A_5.15-5.25_802.11ax HE20_CH64_Partial RU 52/40_5320MHz	
ANT	CDD18+19	
Pol.	Horizontal	Fundamental
Peak	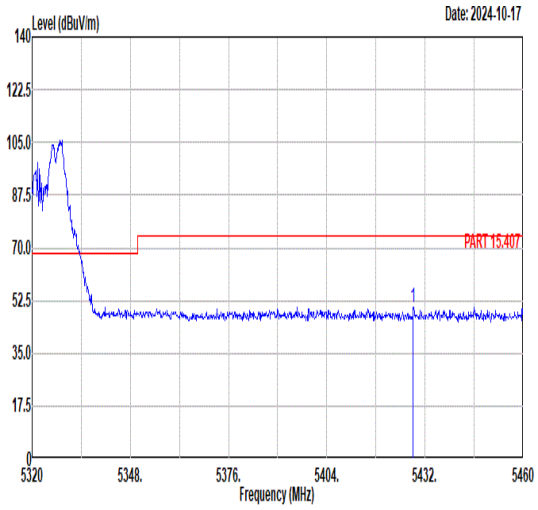 Freq Level Limit Line Margin Read Level Ant Factor Cable Loss Preamp Factor APos TPos Remark MHz dBuV/m dBuV/m dB dBuV dB/m dB dB cm deg 1 5428.64 50.12 74.00 -23.88 39.35 34.84 8.45 32.52 200 48 PEAK	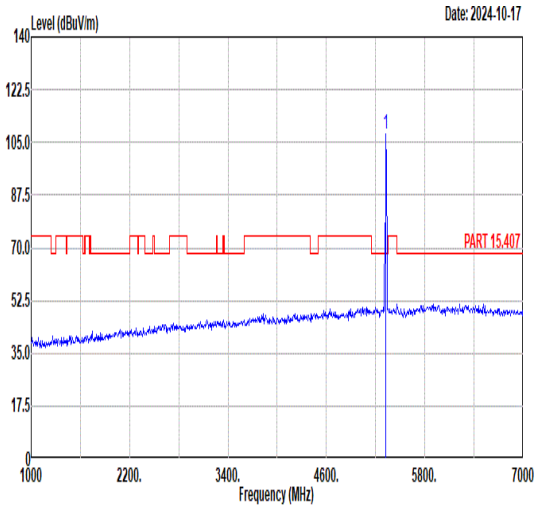 Freq Level Limit Line Margin Read Level Ant Factor Cable Loss Preamp Factor APos TPos Remark MHz dBuV/m dBuV/m dB dBuV dB/m dB dB cm deg 1 5320.00 107.79 ------ ------ 97.34 34.76 8.26 32.57 200 48 PEAK
Avg	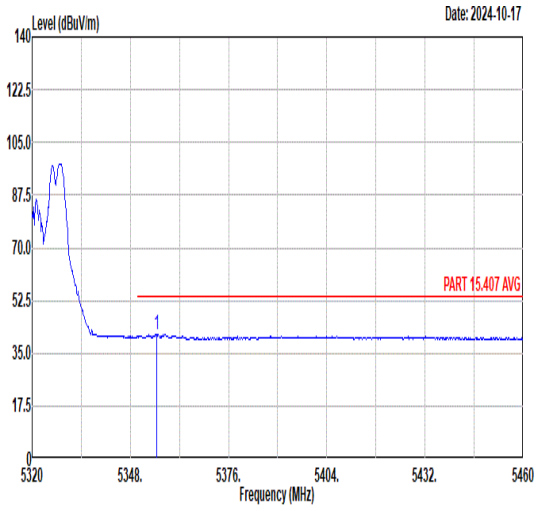 Freq Level Limit Line Margin Read Level Ant Factor Cable Loss Preamp Factor APos TPos Remark MHz dBuV/m dBuV/m dB dBuV dB/m dB dB cm deg 1 5355.42 41.33 54.00 -12.67 30.76 34.78 8.34 32.55 200 48 AVERAGE	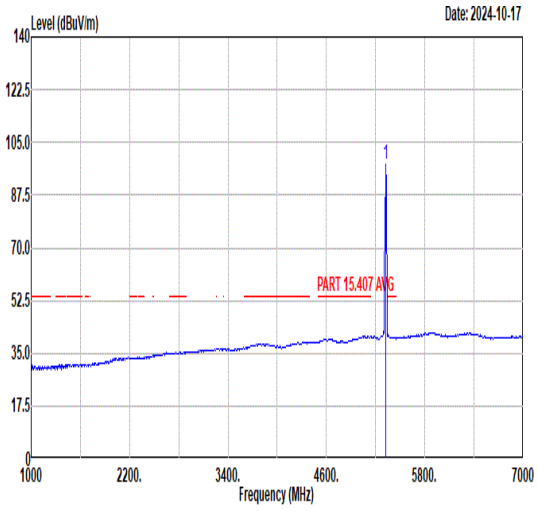 Freq Level Limit Line Margin Read Level Ant Factor Cable Loss Preamp Factor APos TPos Remark MHz dBuV/m dBuV/m dB dBuV dB/m dB dB cm deg 1 5320.00 97.81 ------ ------ 87.36 34.76 8.26 32.57 200 48 AVERAGE

Mode	48	
	Band Edge	
	U-NII-2A_5.15-5.25_802.11ax HE20_CH64_Partial RU 52/40_5320MHz	
ANT	CDD18+19	
Pol.	Vertical	Fundamental
Peak	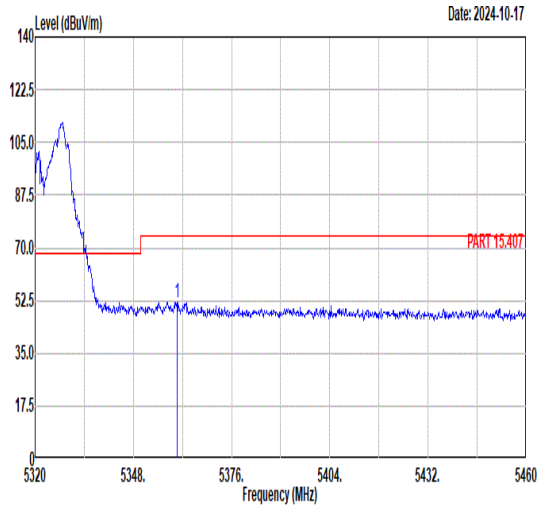 Freq Level Limit Line Margin Read Level Ant Factor Cable Loss Preamp Factor APos TPos Remark MHz dBuV/m dBuV/m dB dBuV dB/m dB dB cm deg 1 5360.46 51.98 74.00 -22.02 41.38 34.79 8.36 32.55 200 297 PEAK	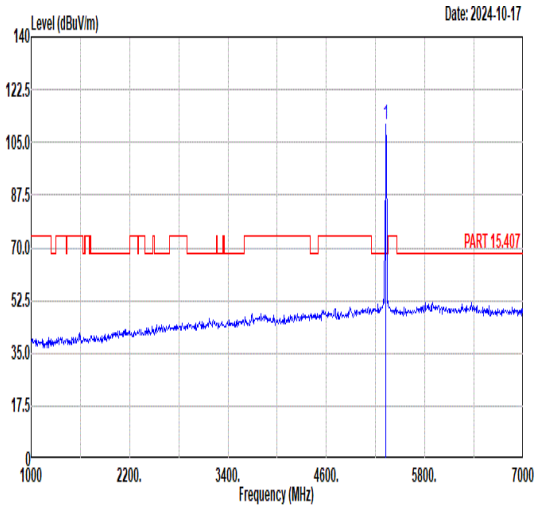 Freq Level Limit Line Margin Read Level Ant Factor Cable Loss Preamp Factor APos TPos Remark MHz dBuV/m dBuV/m dB dBuV dB/m dB dB cm deg 1 5320.00 111.12 ------ ------ 100.67 34.76 8.26 32.57 200 297 PEAK
Avg	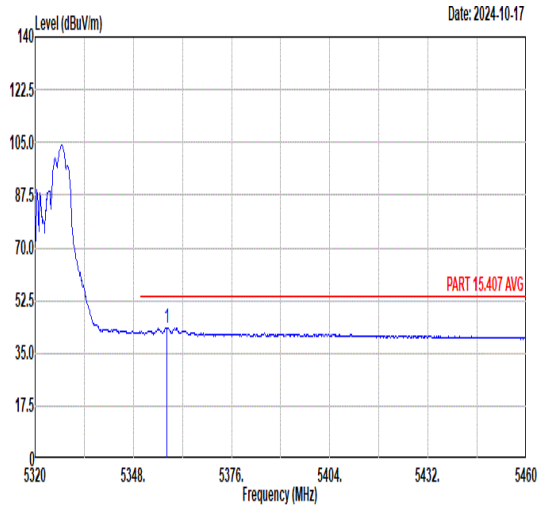 Freq Level Limit Line Margin Read Level Ant Factor Cable Loss Preamp Factor APos TPos Remark MHz dBuV/m dBuV/m dB dBuV dB/m dB dB cm deg 1 5357.52 43.56 54.00 -10.44 32.98 34.78 8.35 32.55 200 297 AVERAGE	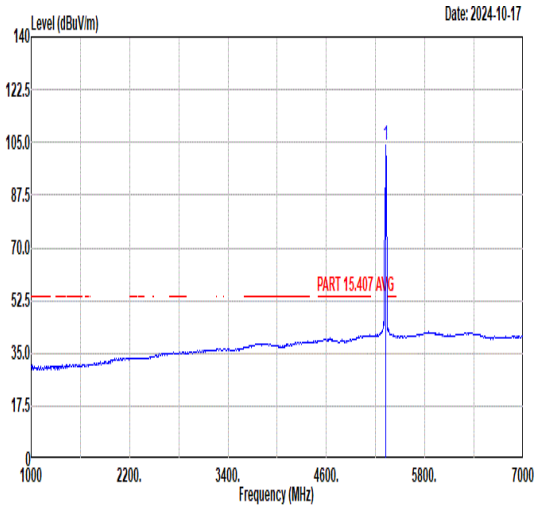 Freq Level Limit Line Margin Read Level Ant Factor Cable Loss Preamp Factor APos TPos Remark MHz dBuV/m dBuV/m dB dBuV dB/m dB dB cm deg 1 5320.00 103.84 ------ ------ 93.39 34.76 8.26 32.57 200 297 AVERAGE

Mode	49	
	Band Edge	
	U-NII-2A_5.15-5.25_802.11ax HE20_CH64_Partial RU 106/54_5320MHz	
ANT	CDD18+19	
Pol.	Horizontal	Fundamental
Peak	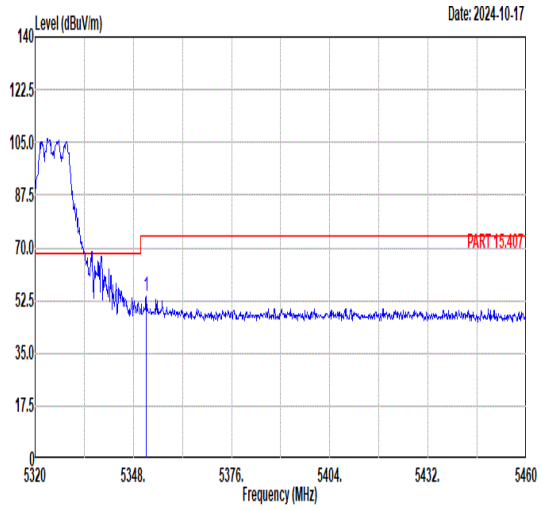 Freq Level Limit Line Margin Read Level Ant Factor Cable Loss Preamp Factor APos TPos Remark MHz dBuV/m dBuV/m dB dBuV dB/m dB dB cm deg 1 5351.64 53.75 74.00 -20.25 43.20 34.78 8.33 32.56 147 146 PEAK	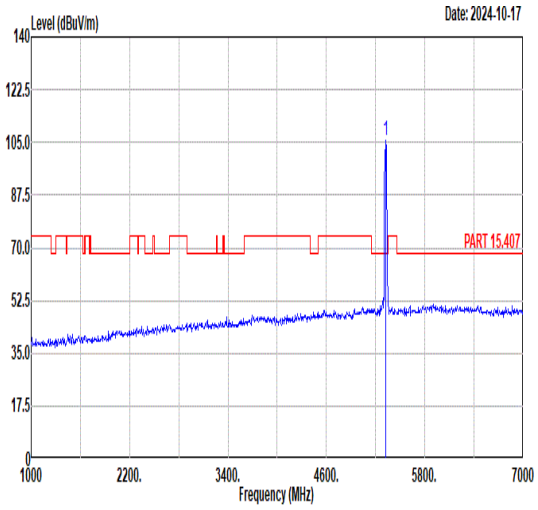 Freq Level Limit Line Margin Read Level Ant Factor Cable Loss Preamp Factor APos TPos Remark MHz dBuV/m dBuV/m dB dBuV dB/m dB dB cm deg 1 5320.00 105.57 ------ ------ 95.12 34.76 8.26 32.57 147 146 PEAK
Avg	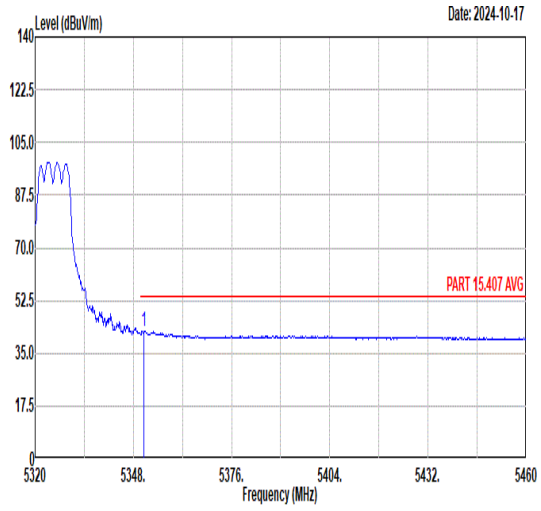 Freq Level Limit Line Margin Read Level Ant Factor Cable Loss Preamp Factor APos TPos Remark MHz dBuV/m dBuV/m dB dBuV dB/m dB dB cm deg 1 5351.08 42.28 54.00 -11.72 31.73 34.78 8.33 32.56 147 146 AVERAGE	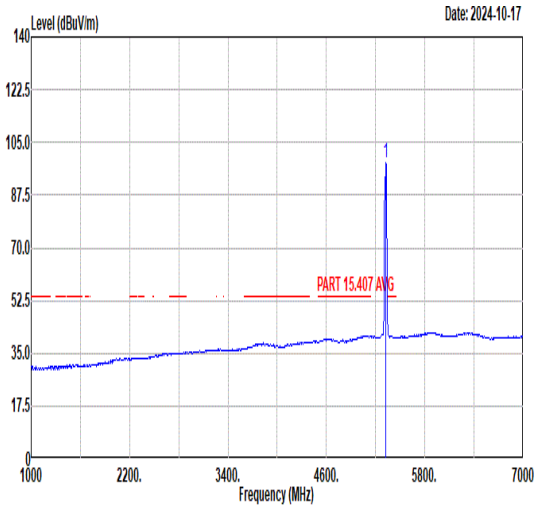 Freq Level Limit Line Margin Read Level Ant Factor Cable Loss Preamp Factor APos TPos Remark MHz dBuV/m dBuV/m dB dBuV dB/m dB dB cm deg 1 5320.00 98.24 ------ ------ 87.79 34.76 8.26 32.57 147 146 AVERAGE

Mode	49	
	Band Edge	
	U-NII-2A_5.15-5.25_802.11ax HE20_CH64_Partial RU 106/54_5320MHz	
ANT	CDD18+19	
Pol.	Vertical	Fundamental
Peak	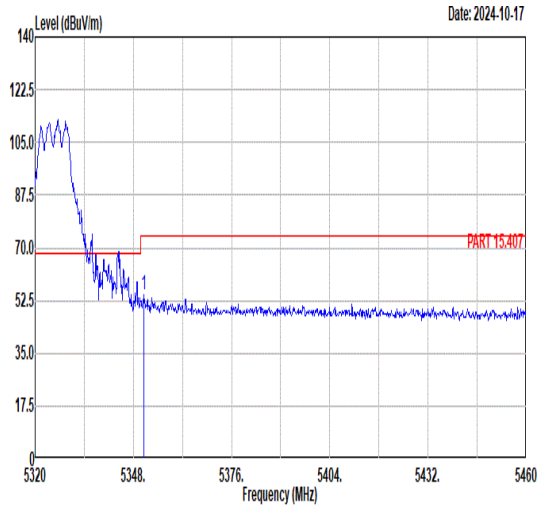 Freq Level Limit Line Margin Read Level Ant Factor Cable Loss Preamp Factor APos TPos Remark MHz dBuV/m dBuV/m dB dBuV dB/m dB dB cm deg 1 5351.08 54.35 74.00 -19.65 43.80 34.78 8.33 32.56 204 298 PEAK	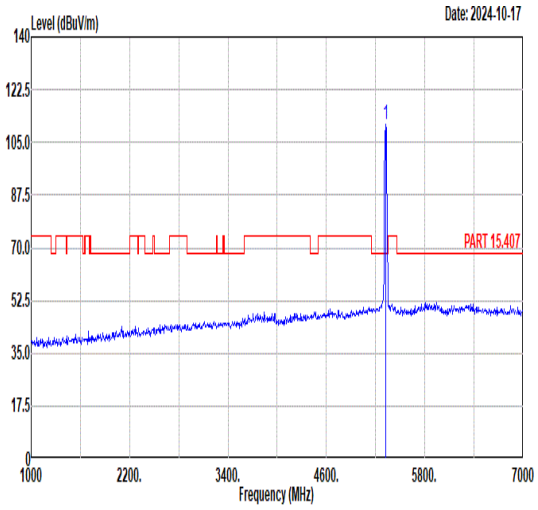 Freq Level Limit Line Margin Read Level Ant Factor Cable Loss Preamp Factor APos TPos Remark MHz dBuV/m dBuV/m dB dBuV dB/m dB dB cm deg 1 5320.00 110.75 ------ ------ 100.32 34.75 8.25 32.57 204 298 PEAK
Avg	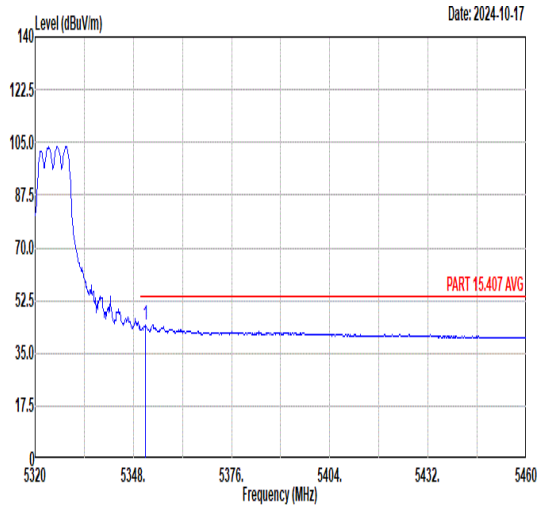 Freq Level Limit Line Margin Read Level Ant Factor Cable Loss Preamp Factor APos TPos Remark MHz dBuV/m dBuV/m dB dBuV dB/m dB dB cm deg 1 5351.36 44.32 54.00 -9.68 33.77 34.78 8.33 32.56 204 298 AVERAGE	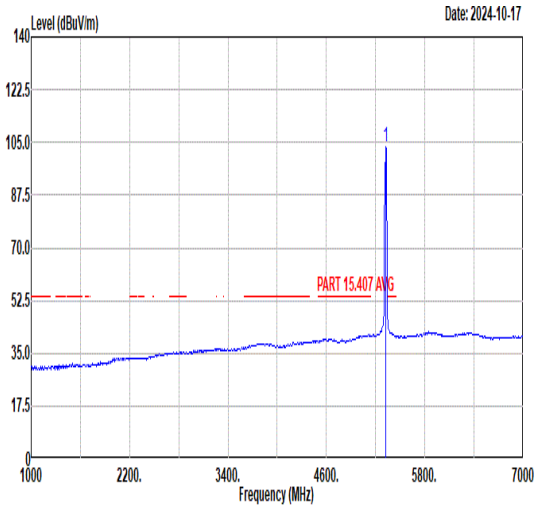 Freq Level Limit Line Margin Read Level Ant Factor Cable Loss Preamp Factor APos TPos Remark MHz dBuV/m dBuV/m dB dBuV dB/m dB dB cm deg 1 5320.00 103.43 ------ ------ 92.98 34.76 8.26 32.57 204 298 AVERAGE

Mode	50	
	Band Edge	
	U-NII-2C_5.25-5.35_802.11ax HE20_CH100_Partial RU 26/0_5500MHz	
ANT	CDD18+19	
Pol.	Horizontal	Fundamental
Peak	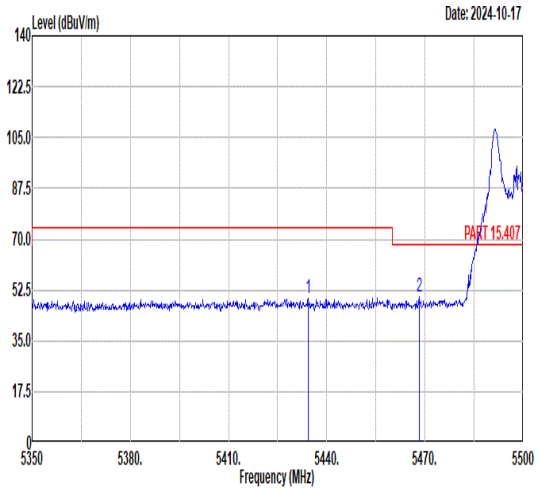 Freq Level Limit Line Margin Read Level Ant Factor Cable Loss Preamp Factor APos TPos Remark MHz dBuV/m dBuV/m dB dBuV dB/m dB dB cm deg 1 5434.30 49.43 74.00 -24.57 38.67 34.84 8.44 32.52 160 136 PEAK 2 5468.20 49.97 68.30 -18.33 39.21 34.87 8.40 32.51 160 136 PEAK	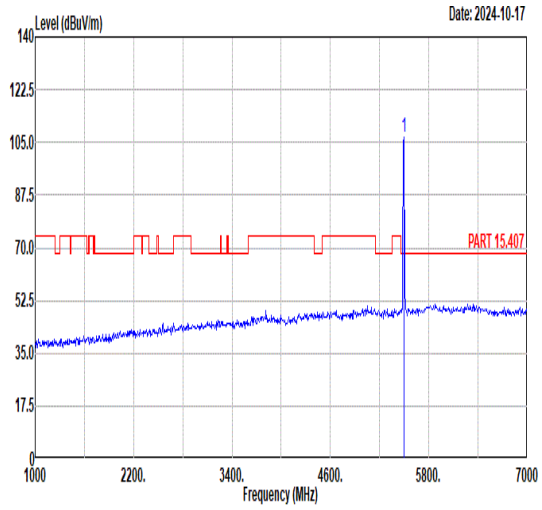 Freq Level Limit Line Margin Read Level Ant Factor Cable Loss Preamp Factor APos TPos Remark MHz dBuV/m dBuV/m dB dBuV dB/m dB dB cm deg 1 5500.00 106.92 ------ ------ 96.17 34.89 8.36 32.50 160 136 PEAK
Avg	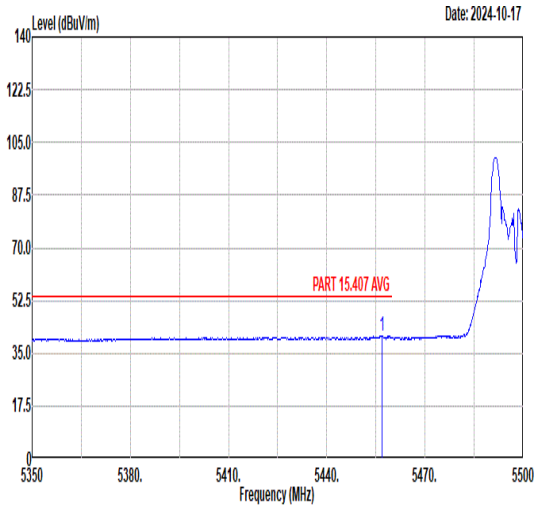 Freq Level Limit Line Margin Read Level Ant Factor Cable Loss Preamp Factor APos TPos Remark MHz dBuV/m dBuV/m dB dBuV dB/m dB dB cm deg 1 5456.80 40.64 54.00 -13.36 29.88 34.86 8.41 32.51 160 136 AVERAGE	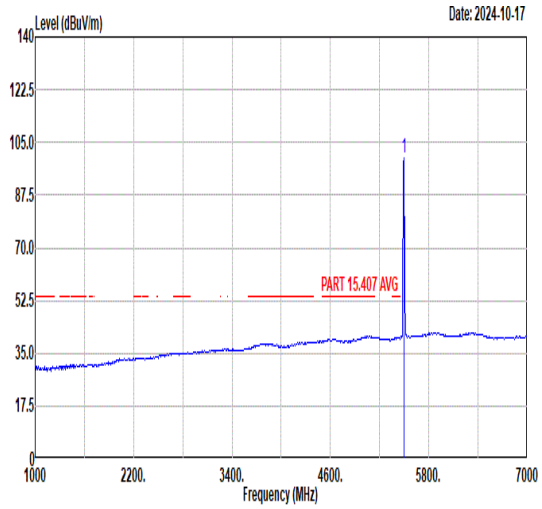 Freq Level Limit Line Margin Read Level Ant Factor Cable Loss Preamp Factor APos TPos Remark MHz dBuV/m dBuV/m dB dBuV dB/m dB dB cm deg 1 5500.00 100.05 ------ ------ 89.30 34.89 8.36 32.50 160 136 AVERAGE

Mode	50	
	Band Edge	
	U-NII-2C_5.25-5.35_802.11ax HE20_CH100_Partial RU 26/0_5500MHz	
ANT	CDD18+19	
Pol.	Vertical	Fundamental
Peak	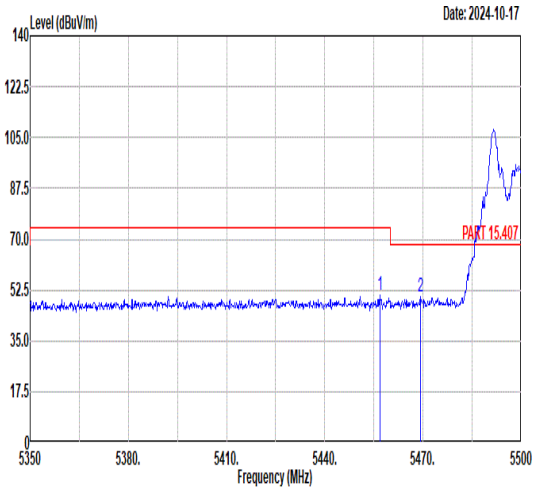 Freq Level Limit Line Margin Read Level Ant Factor Cable Loss Preamp Factor APos TPos Remark MHz dBuV/m dBuV/m dB dBuV dB/m dB dB cm deg 1 5456.80 50.46 74.00 -23.54 39.70 34.86 8.41 32.51 300 306 PEAK 2 5469.25 50.42 68.30 -17.88 39.66 34.87 8.40 32.51 300 306 PEAK	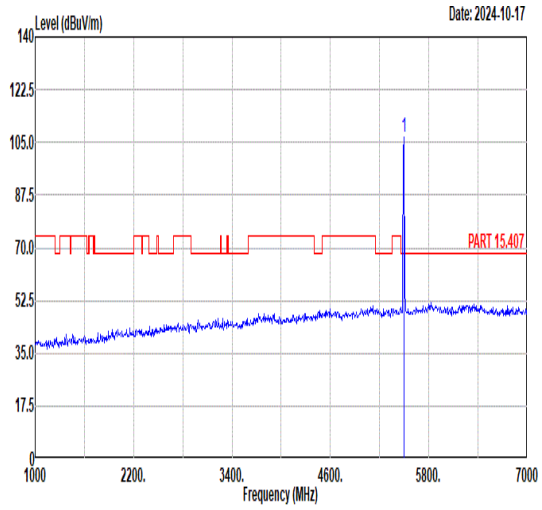 Freq Level Limit Line Margin Read Level Ant Factor Cable Loss Preamp Factor APos TPos Remark MHz dBuV/m dBuV/m dB dBuV dB/m dB dB cm deg 1 5500.00 106.72 ------ ------ 95.97 34.89 8.36 32.50 300 306 PEAK
Avg	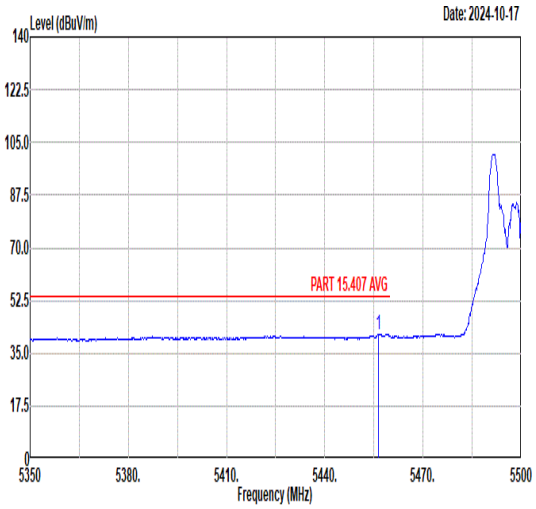 Freq Level Limit Line Margin Read Level Ant Factor Cable Loss Preamp Factor APos TPos Remark MHz dBuV/m dBuV/m dB dBuV dB/m dB dB cm deg 1 5456.50 41.46 54.00 -12.54 30.70 34.86 8.41 32.51 300 306 AVERAGE	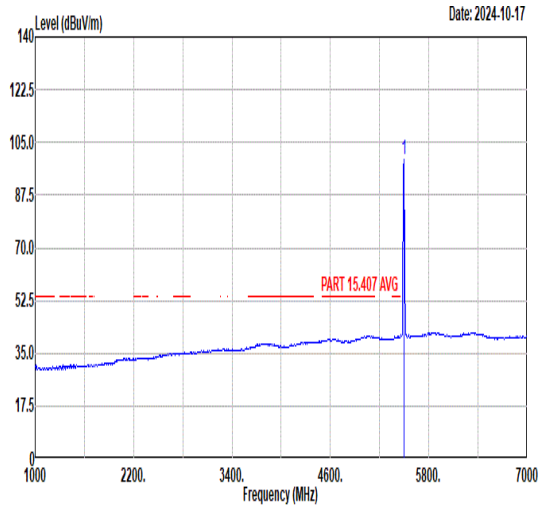 Freq Level Limit Line Margin Read Level Ant Factor Cable Loss Preamp Factor APos TPos Remark MHz dBuV/m dBuV/m dB dBuV dB/m dB dB cm deg 1 5500.00 99.46 ------ ------ 88.71 34.89 8.36 32.50 300 306 AVERAGE

Mode	51	
	Band Edge	
	U-NII-2C_5.25-5.35_802.11ax HE20_CH100_Partial RU 52/37_5500MHz	
ANT	CDD18+19	
Pol.	Horizontal	Fundamental
Peak	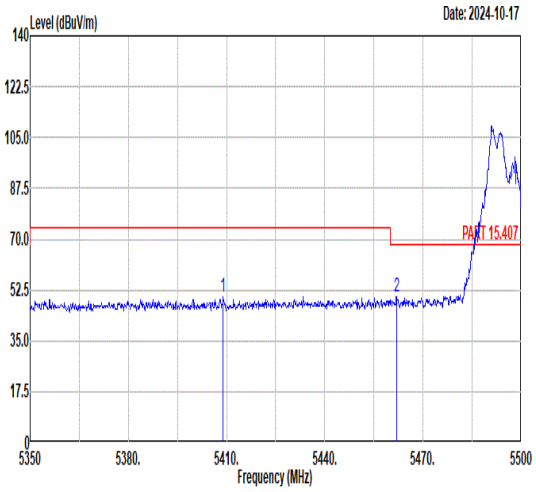 Freq Level Limit Line Margin Read Level Ant Factor Cable Loss Preamp Factor APos TPos Remark MHz dBuV/m dBuV/m dB dBuV dB/m dB dB cm deg 1 5408.95 50.12 74.00 -23.88 39.35 34.82 8.48 32.53 110 140 PEAK 2 5461.90 50.44 68.30 -17.86 39.67 34.87 8.41 32.51 110 140 PEAK	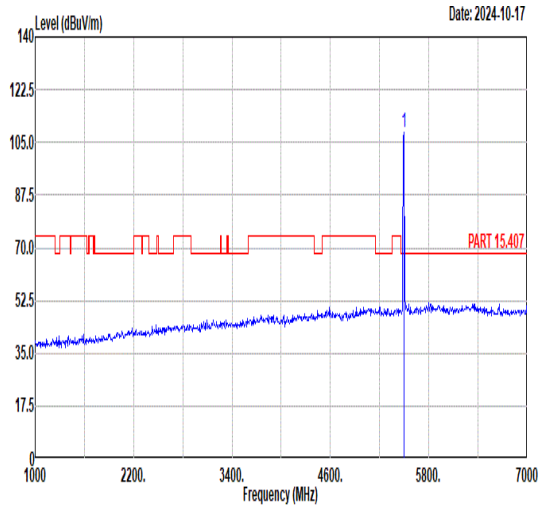 Freq Level Limit Line Margin Read Level Ant Factor Cable Loss Preamp Factor APos TPos Remark MHz dBuV/m dBuV/m dB dBuV dB/m dB dB cm deg 1 5500.00 108.18 ------ ------ 97.43 34.89 8.36 32.50 110 140 PEAK
Avg	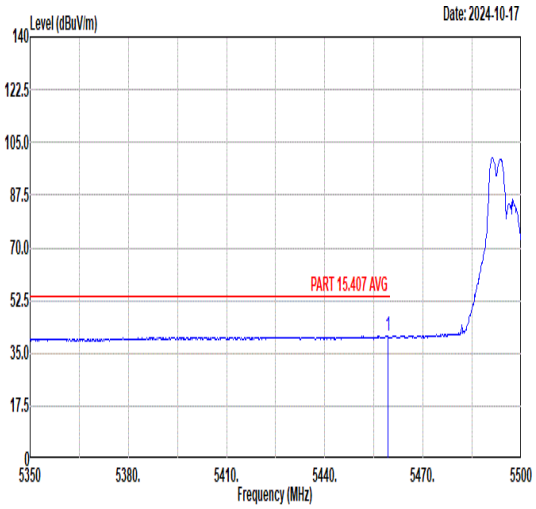 Freq Level Limit Line Margin Read Level Ant Factor Cable Loss Preamp Factor APos TPos Remark MHz dBuV/m dBuV/m dB dBuV dB/m dB dB cm deg 1 5459.35 40.76 54.00 -13.24 30.00 34.86 8.41 32.51 110 140 AVERAGE	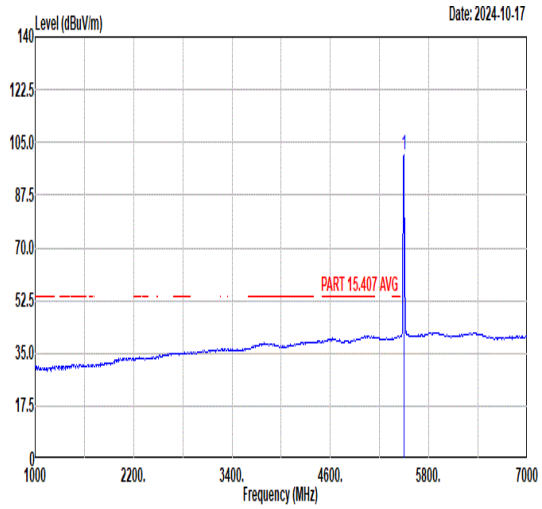 Freq Level Limit Line Margin Read Level Ant Factor Cable Loss Preamp Factor APos TPos Remark MHz dBuV/m dBuV/m dB dBuV dB/m dB dB cm deg 1 5500.00 100.85 ------ ------ 90.10 34.89 8.36 32.50 110 140 AVERAGE

Mode	51	
	Band Edge	
	U-NII-2C_5.25-5.35_802.11ax HE20_CH100_Partial RU 52/37_5500MHz	
ANT	CDD18+19	
Pol.	Vertical	Fundamental
Peak	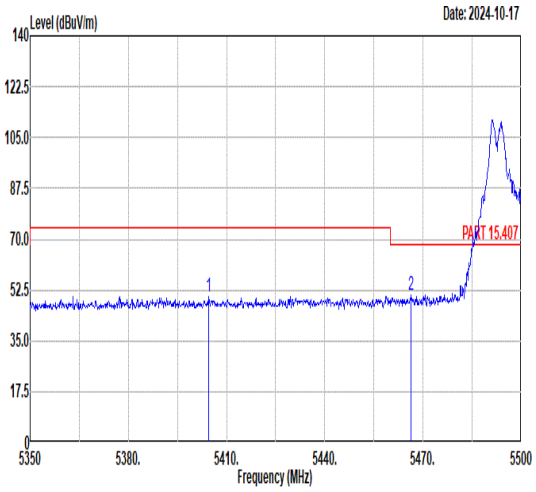 Freq Level Limit Line Margin Read Level Ant Factor Cable Loss Preamp Factor APos TPos Remark MHz dBuV/m dBuV/m dB dBuV dB/m dB dB cm deg 1 5404.45 50.32 74.00 -23.68 39.56 34.82 8.47 32.53 203 288 PEAK 2 5466.25 50.89 68.30 -17.41 40.13 34.87 8.40 32.51 203 288 PEAK	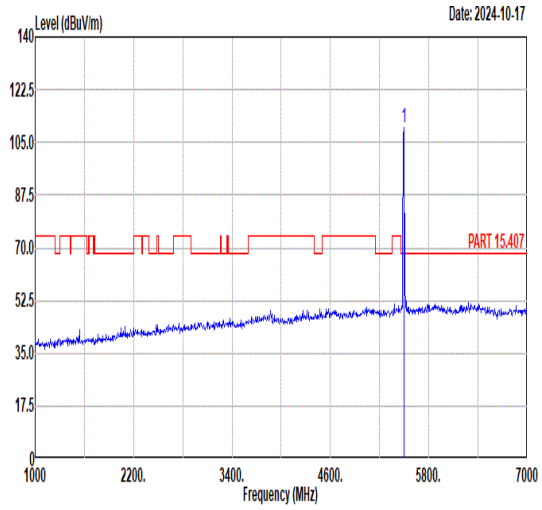 Freq Level Limit Line Margin Read Level Ant Factor Cable Loss Preamp Factor APos TPos Remark MHz dBuV/m dBuV/m dB dBuV dB/m dB dB cm deg 1 5500.00 110.15 ------ ------ 99.40 34.89 8.36 32.50 203 288 PEAK
Avg	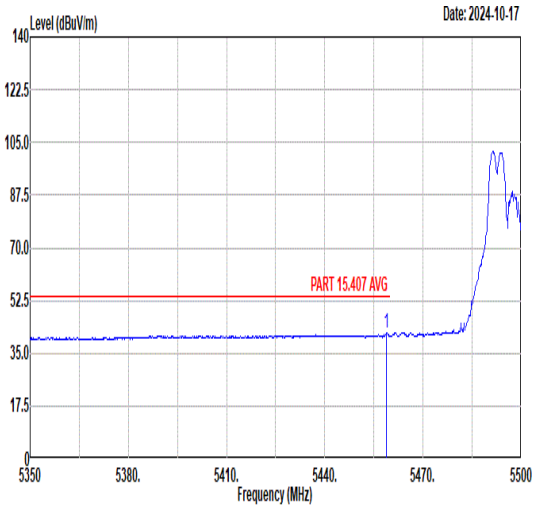 Freq Level Limit Line Margin Read Level Ant Factor Cable Loss Preamp Factor APos TPos Remark MHz dBuV/m dBuV/m dB dBuV dB/m dB dB cm deg 1 5458.90 41.52 54.00 -12.48 30.76 34.86 8.41 32.51 203 288 AVERAGE	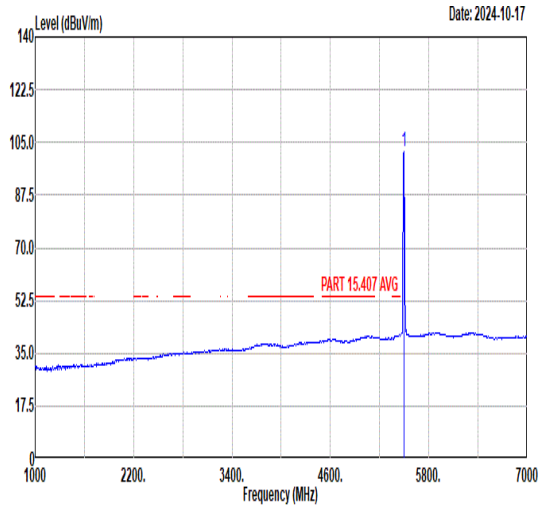 Freq Level Limit Line Margin Read Level Ant Factor Cable Loss Preamp Factor APos TPos Remark MHz dBuV/m dBuV/m dB dBuV dB/m dB dB cm deg 1 5500.00 102.01 ------ ------ 91.26 34.89 8.36 32.50 203 288 AVERAGE

Mode	52	
	Band Edge	
	U-NII-2C_5.25-5.35_802.11ax HE20_CH100_Partial RU 106/53_5500MHz	
ANT	CDD18+19	
Pol.	Horizontal	Fundamental
Peak	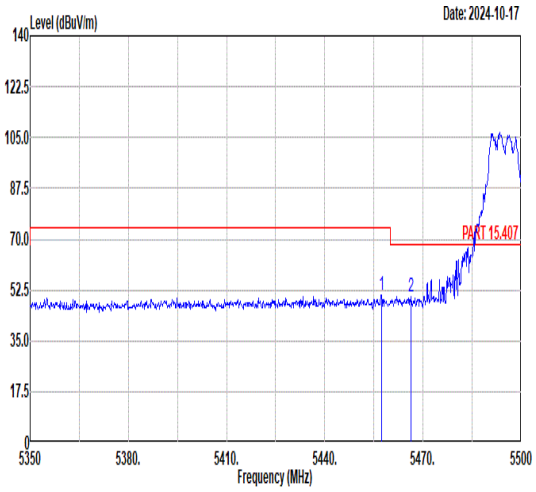 Freq Level Limit Line Margin Read Level Ant Factor Cable Loss Preamp Factor APos TPos Remark MHz dBuV/m dBuV/m dB dBuV dB/m dB dB cm deg 1 5457.25 50.89 74.00 -23.11 40.13 34.86 8.41 32.51 109 142 PEAK 2 5466.25 50.33 68.30 -17.97 39.57 34.87 8.40 32.51 109 142 PEAK	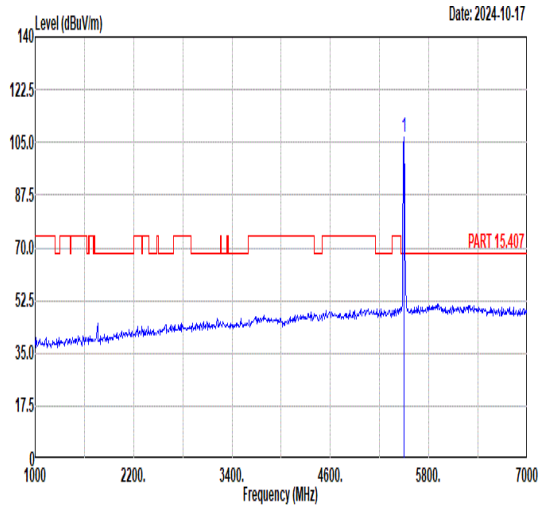 Freq Level Limit Line Margin Read Level Ant Factor Cable Loss Preamp Factor APos TPos Remark MHz dBuV/m dBuV/m dB dBuV dB/m dB dB cm deg 1 5500.00 106.64 ------ ------ 95.89 34.89 8.36 32.50 109 142 PEAK
Avg	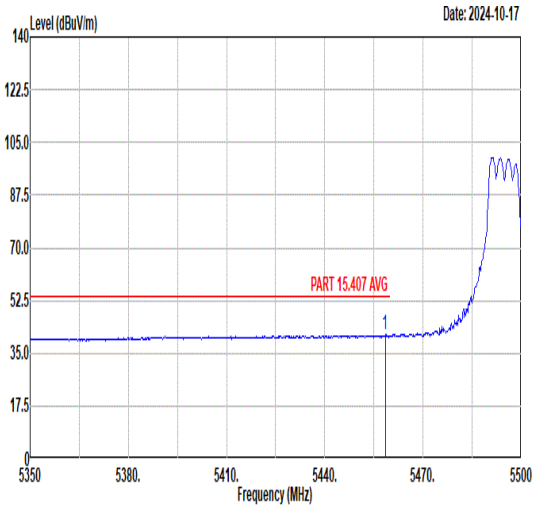 Freq Level Limit Line Margin Read Level Ant Factor Cable Loss Preamp Factor APos TPos Remark MHz dBuV/m dBuV/m dB dBuV dB/m dB dB cm deg 1 5458.45 41.07 54.00 -12.93 30.31 34.86 8.41 32.51 109 142 AVERAGE	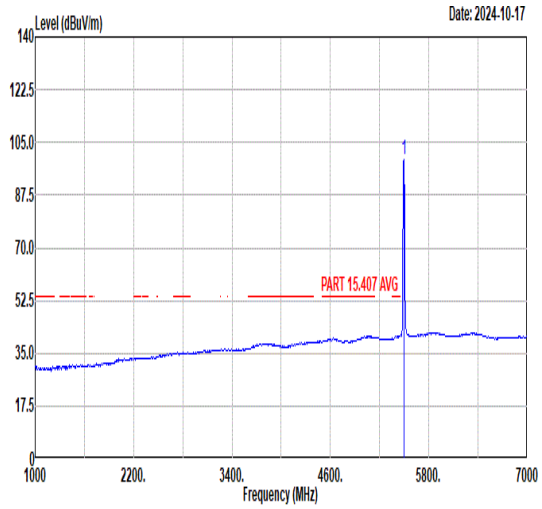 Freq Level Limit Line Margin Read Level Ant Factor Cable Loss Preamp Factor APos TPos Remark MHz dBuV/m dBuV/m dB dBuV dB/m dB dB cm deg 1 5500.00 99.24 ------ ------ 88.49 34.89 8.36 32.50 109 142 AVERAGE

Mode	52	
	Band Edge	
	U-NII-2C_5.25-5.35_802.11ax HE20_CH100_Partial RU 106/53_5500MHz	
ANT	CDD18+19	
Pol.	Vertical	Fundamental
Peak	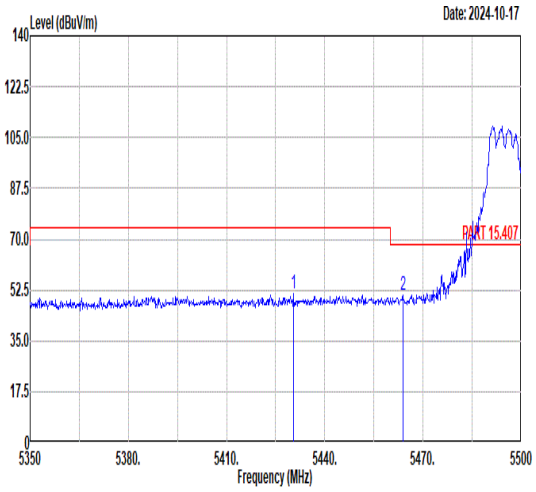 Freq Level Limit Line Margin Read Level Ant Factor Cable Loss Preamp Factor APos TPos Remark MHz dBuV/m dBuV/m dB dBuV dB/m dB dB cm deg 1 5430.40 51.29 74.00 -22.71 40.52 34.84 8.45 32.52 194 280 PEAK 2 5463.85 50.82 68.30 -17.48 40.06 34.87 8.40 32.51 194 280 PEAK	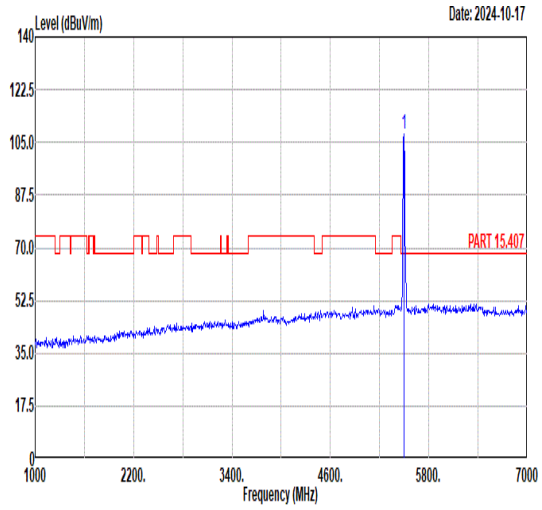 Freq Level Limit Line Margin Read Level Ant Factor Cable Loss Preamp Factor APos TPos Remark MHz dBuV/m dBuV/m dB dBuV dB/m dB dB cm deg 1 5500.00 107.62 ------ ------ 96.87 34.89 8.36 32.50 194 280 PEAK
Avg	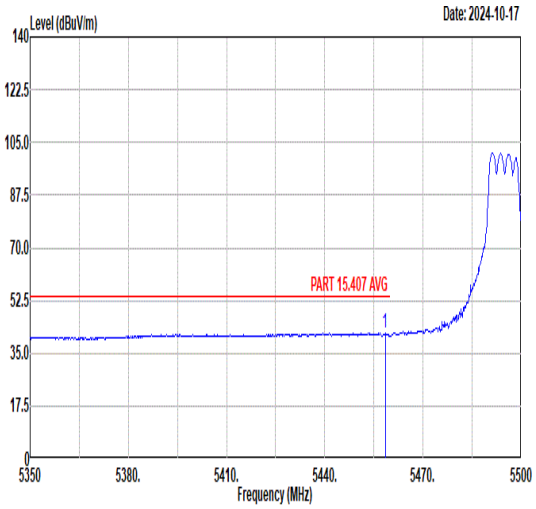 Freq Level Limit Line Margin Read Level Ant Factor Cable Loss Preamp Factor APos TPos Remark MHz dBuV/m dBuV/m dB dBuV dB/m dB dB cm deg 1 5458.45 41.67 54.00 -12.33 30.91 34.86 8.41 32.51 194 280 AVERAGE	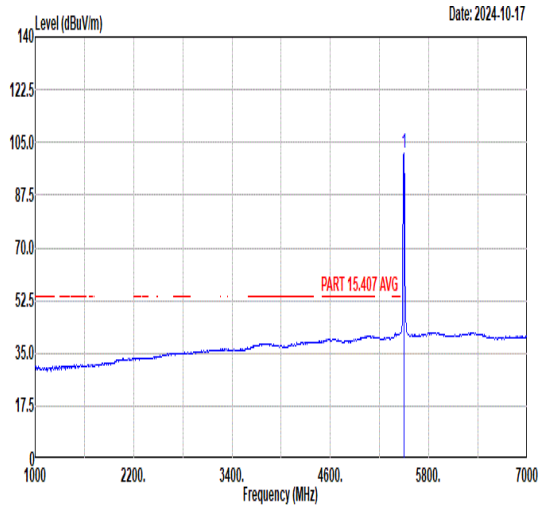 Freq Level Limit Line Margin Read Level Ant Factor Cable Loss Preamp Factor APos TPos Remark MHz dBuV/m dBuV/m dB dBuV dB/m dB dB cm deg 1 5500.00 101.31 ------ ------ 90.56 34.89 8.36 32.50 194 280 AVERAGE

Mode	53	
	Band Edge	
	U-NII-2C_5.25-5.35_802.11ax HE20_CH140_Partial RU 26/8_5700MHz	
ANT	CDD18+19	
Pol.	Horizontal	Fundamental
Peak	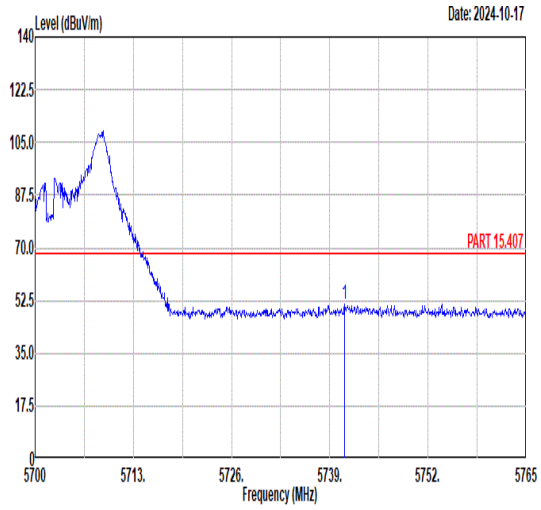 Freq Level Limit Line Margin Read Level Ant Factor Cable Loss Preamp Factor APos TPos Remark MHz dBuV/m dBuV/m dB dBuV dB/m dB dB cm deg 1 5740.95 51.14 68.30 -17.16 39.87 35.04 8.73 32.50 200 175 PEAK	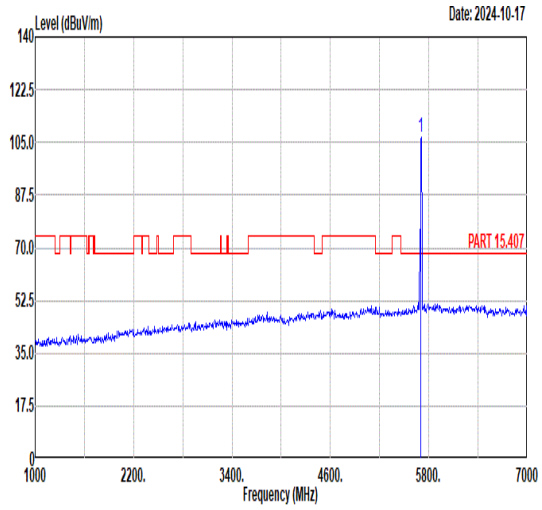 Freq Level Limit Line Margin Read Level Ant Factor Cable Loss Preamp Factor APos TPos Remark MHz dBuV/m dBuV/m dB dBuV dB/m dB dB cm deg 1 5700.00 106.95 ------ ------ 95.81 35.02 8.62 32.50 200 175 PEAK
Avg	Blank	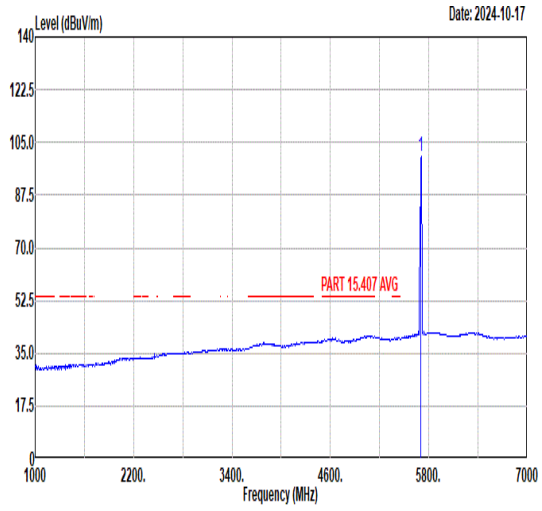 Freq Level Limit Line Margin Read Level Ant Factor Cable Loss Preamp Factor APos TPos Remark MHz dBuV/m dBuV/m dB dBuV dB/m dB dB cm deg 1 5700.00 100.21 ------ ------ 89.07 35.02 8.62 32.50 200 175 AVERAGE

Mode	53	
	Band Edge	
	U-NII-2C_5.25-5.35_802.11ax HE20_CH140_Partial RU 26/8_5700MHz	
ANT	CDD18+19	
Pol.	Vertical	Fundamental
Peak	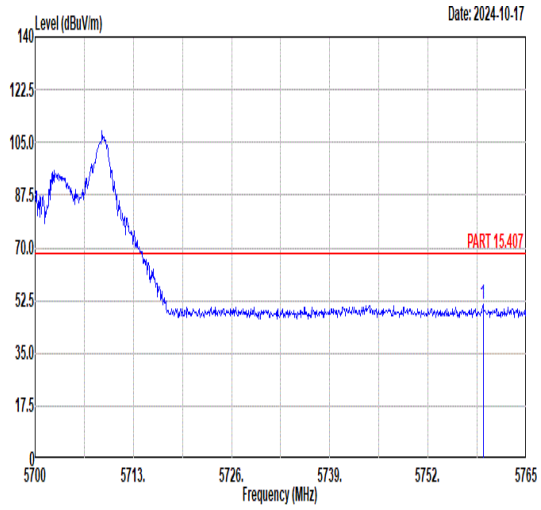 Freq Level Limit Line Margin Read Level Ant Factor Cable Loss Preamp Factor APos TPos Remark MHz dBuV/m dBuV/m dB dBuV dB/m dB dB cm deg 1 5759.28 51.30 68.30 -17.00 39.95 35.05 8.80 32.50 400 237 PEAK	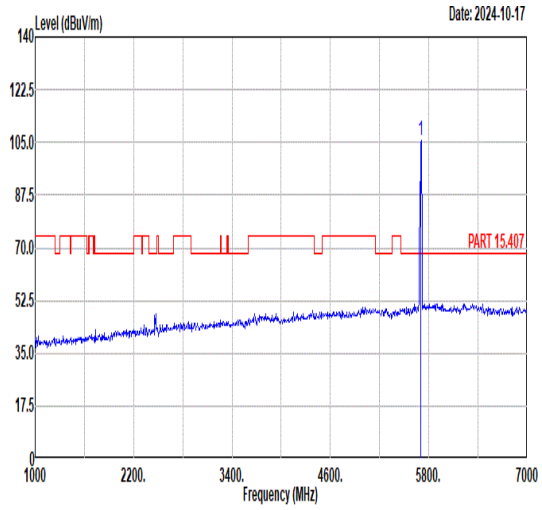 Freq Level Limit Line Margin Read Level Ant Factor Cable Loss Preamp Factor APos TPos Remark MHz dBuV/m dBuV/m dB dBuV dB/m dB dB cm deg 1 5700.00 105.76 ------ ------ 94.62 35.02 8.62 32.50 400 237 PEAK
Avg	Blank	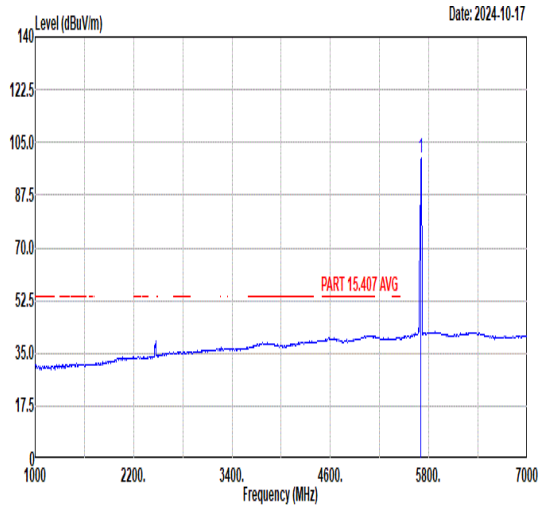 Freq Level Limit Line Margin Read Level Ant Factor Cable Loss Preamp Factor APos TPos Remark MHz dBuV/m dBuV/m dB dBuV dB/m dB dB cm deg 1 5700.00 99.80 ------ ------ 88.66 35.02 8.62 32.50 400 237 AVERAGE

Mode	54	
	Band Edge	
	U-NII-2C_5.25-5.35_802.11ax HE20_CH140_Partial RU 52/40_5700MHz	
ANT	CDD18+19	
Pol.	Horizontal	Fundamental
Peak	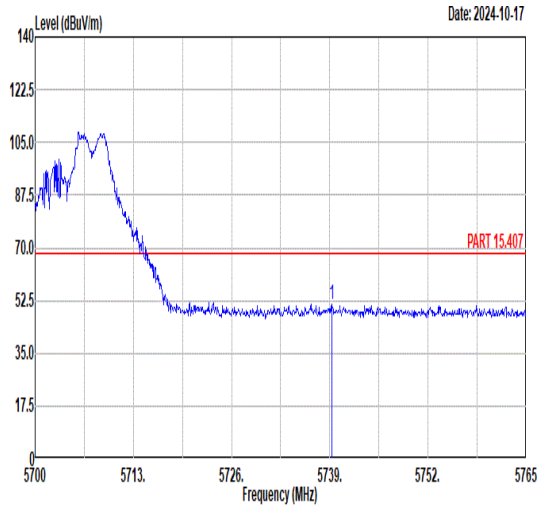 Freq Level Limit Line Margin Read Level Ant Factor Cable Loss Preamp Factor APos TPos Remark MHz dBuV/m dBuV/m dB dBuV dB/m dB dB cm deg 1 5739.26 51.24 68.30 -17.06 39.97 35.04 8.73 32.50 107 138 PEAK	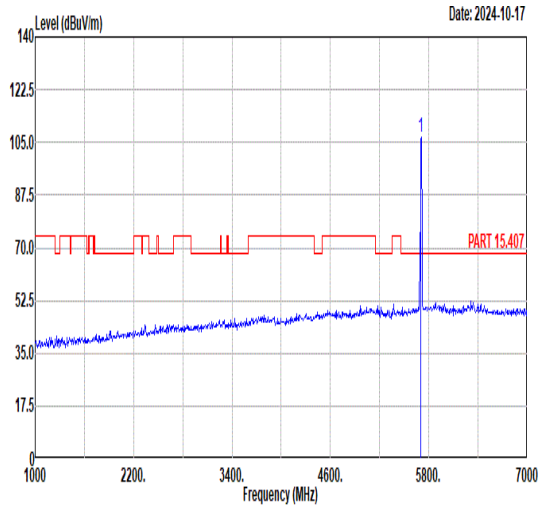 Freq Level Limit Line Margin Read Level Ant Factor Cable Loss Preamp Factor APos TPos Remark MHz dBuV/m dBuV/m dB dBuV dB/m dB dB cm deg 1 5700.00 106.76 ------ ------ 95.62 35.02 8.62 32.50 107 138 PEAK
Avg	Blank	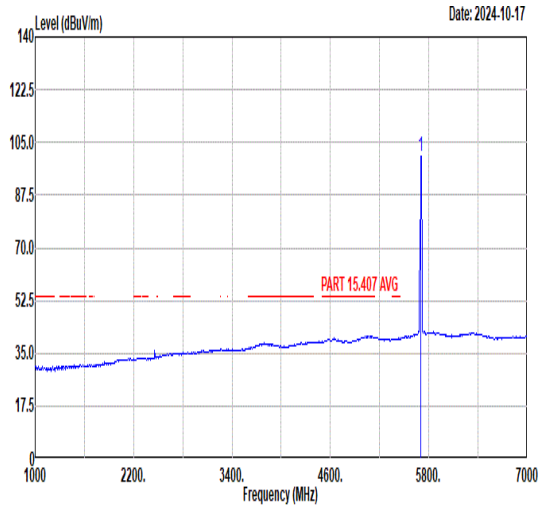 Freq Level Limit Line Margin Read Level Ant Factor Cable Loss Preamp Factor APos TPos Remark MHz dBuV/m dBuV/m dB dBuV dB/m dB dB cm deg 1 5700.00 100.56 ------ ------ 89.42 35.02 8.62 32.50 107 138 AVERAGE

Mode	54	
	Band Edge	
	U-NII-2C_5.25-5.35_802.11ax HE20_CH140_Partial RU 52/40_5700MHz	
ANT	CDD18+19	
Pol.	Vertical	Fundamental
Peak	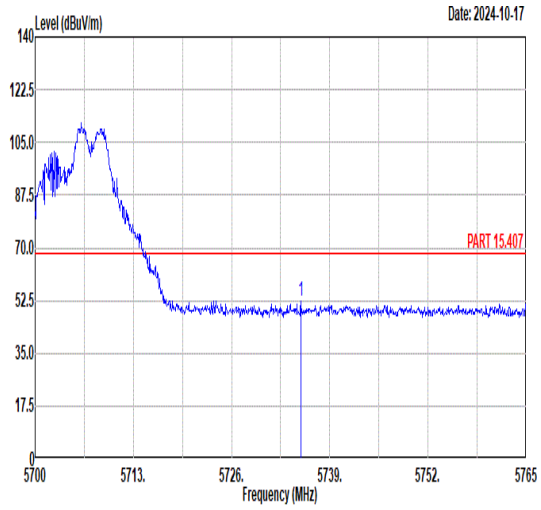 Freq Level Limit Line Margin Read Level Ant Factor Cable Loss Preamp Factor APos TPos Remark MHz dBuV/m dBuV/m dB dBuV dB/m dB dB cm deg 1 5735.17 52.16 68.30 -16.14 40.91 35.04 8.71 32.50 200 299 PEAK	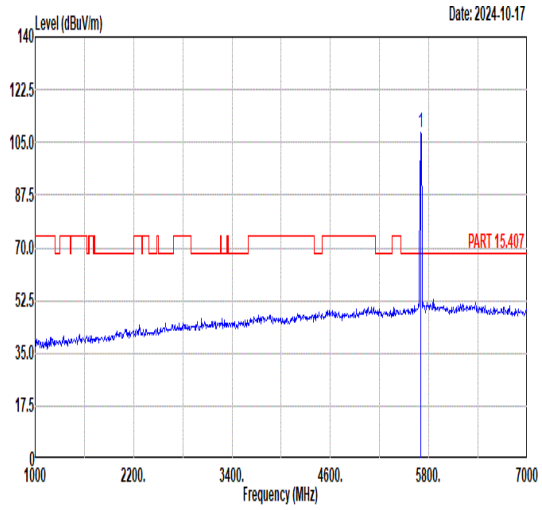 Freq Level Limit Line Margin Read Level Ant Factor Cable Loss Preamp Factor APos TPos Remark MHz dBuV/m dBuV/m dB dBuV dB/m dB dB cm deg 1 5700.00 108.46 ------ ------ 97.34 35.02 8.60 32.50 200 299 PEAK
Avg	Blank	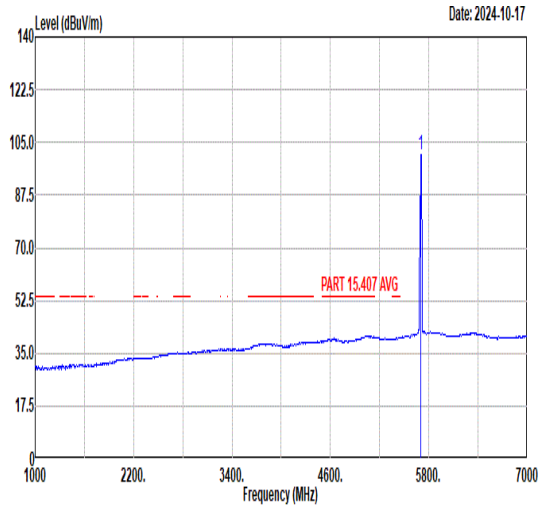 Freq Level Limit Line Margin Read Level Ant Factor Cable Loss Preamp Factor APos TPos Remark MHz dBuV/m dBuV/m dB dBuV dB/m dB dB cm deg 1 5700.00 101.07 ------ ------ 89.93 35.02 8.62 32.50 200 299 AVERAGE

Mode	55	
	Band Edge	
	U-NII-2C_5.25-5.35_802.11ax HE20_CH140_Partial RU 106/54_5700MHz	
ANT	CDD18+19	
Pol.	Horizontal	Fundamental
Peak	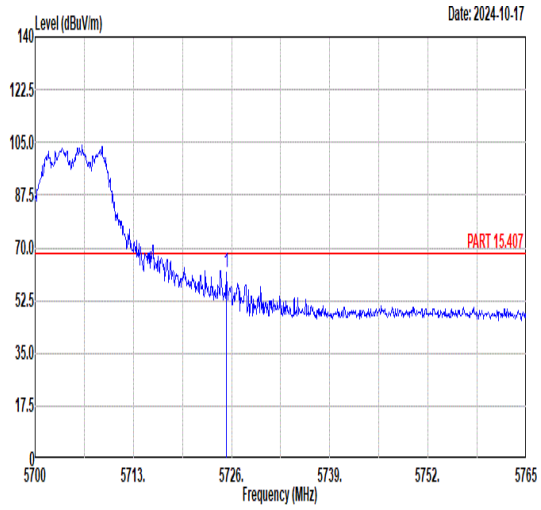 Freq Level Limit Line Margin Read Level Ant Factor Cable Loss Preamp Factor APos TPos Remark MHz dBuV/m dBuV/m dB dBuV dB/m dB dB cm deg 1 5725.35 61.99 68.30 -6.31 50.78 35.03 8.68 32.50 400 15 PEAK	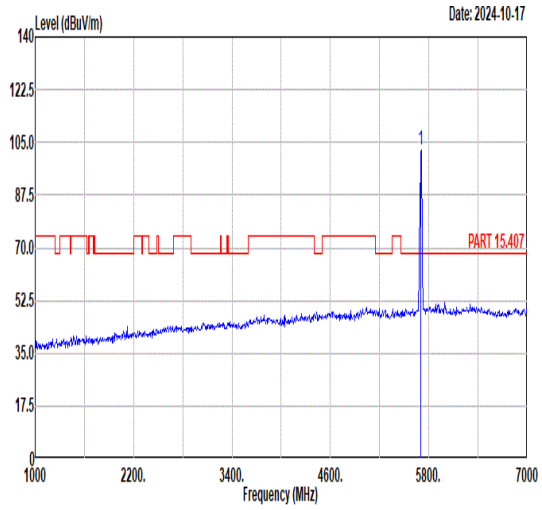 Freq Level Limit Line Margin Read Level Ant Factor Cable Loss Preamp Factor APos TPos Remark MHz dBuV/m dBuV/m dB dBuV dB/m dB dB cm deg 1 5700.00 102.25 ------ ------ 91.11 35.02 8.62 32.50 400 15 PEAK
Avg	Blank	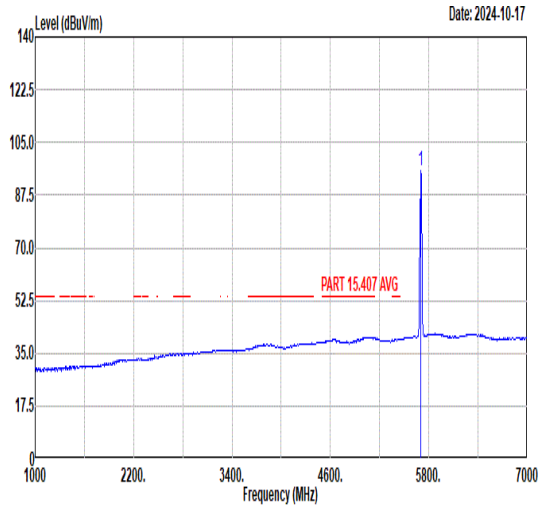 Freq Level Limit Line Margin Read Level Ant Factor Cable Loss Preamp Factor APos TPos Remark MHz dBuV/m dBuV/m dB dBuV dB/m dB dB cm deg 1 5700.00 95.58 ------ ------ 84.46 35.02 8.60 32.50 400 15 AVERAGE

Mode	55	
	Band Edge	
	U-NII-2C_5.25-5.35_802.11ax HE20_CH140_Partial RU 106/54_5700MHz	
ANT	CDD18+19	
Pol.	Vertical	Fundamental
Peak	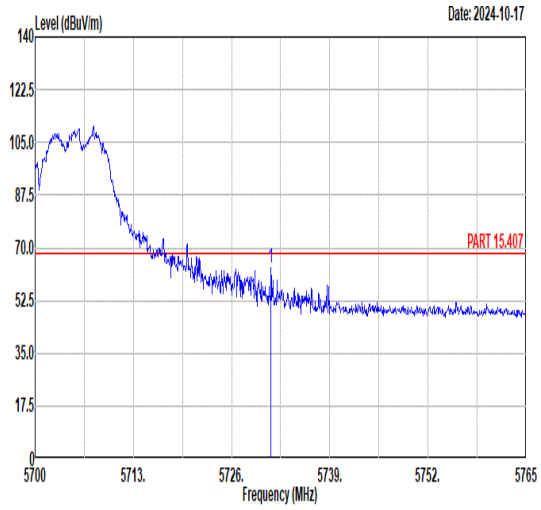 Freq Level Limit Line Margin Read Level Ant Factor Cable Loss Preamp Factor APos TPos Remark MHz dBuV/m dBuV/m dB dBuV dB/m dB dB cm deg 1 5731.20 63.16 68.30 -5.14 51.92 35.04 8.70 32.50 300 285 PEAK	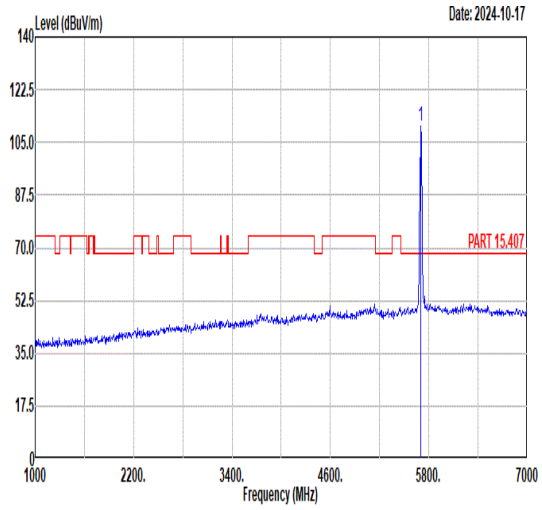 Freq Level Limit Line Margin Read Level Ant Factor Cable Loss Preamp Factor APos TPos Remark MHz dBuV/m dBuV/m dB dBuV dB/m dB dB cm deg 1 5700.00 110.20 ------ ------ 99.08 35.02 8.60 32.50 300 285 PEAK
Avg	Blank	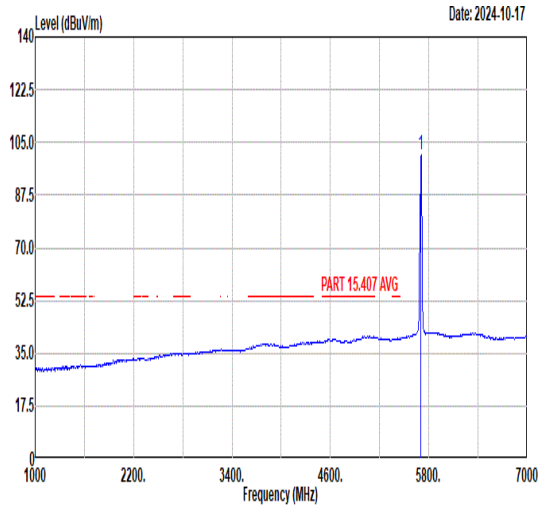 Freq Level Limit Line Margin Read Level Ant Factor Cable Loss Preamp Factor APos TPos Remark MHz dBuV/m dBuV/m dB dBuV dB/m dB dB cm deg 1 5700.00 100.68 ------ ------ 89.54 35.02 8.62 32.50 300 285 AVERAGE

Mode	56	
	Band Edge	
	U-NII-3_5.725-5.85_802.11ax HE20_CH149_Partial RU 26/0_5745MHz	
ANT	CDD18+19	
Pol.	Horizontal	Fundamental
Peak	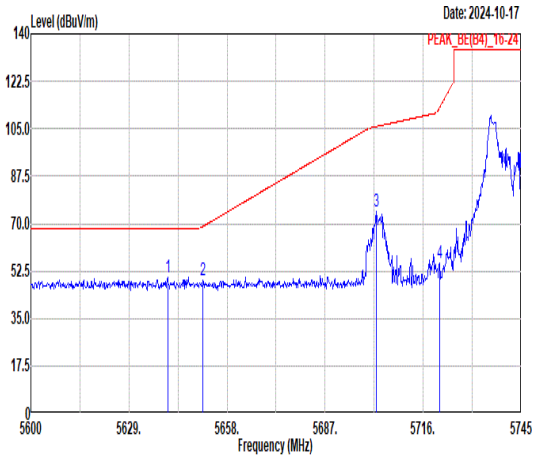 Freq Level Limit Line Margin Read Level Ant Factor Cable Loss Preamp Factor APos TPos Remark MHz dBuV/m dBuV/m dB dBuV dB/m dB dB cm deg 1 5640.46 50.20 68.30 -18.10 39.36 34.98 8.36 32.50 350 0 PEAK 2 5650.90 49.11 68.96 -19.85 38.22 34.99 8.40 32.50 350 0 PEAK 3 5702.23 74.58 105.82 -31.24 63.47 35.02 8.59 32.50 350 0 PEAK 4 5720.79 55.42 112.59 -57.17 44.23 35.03 8.66 32.50 350 0 PEAK	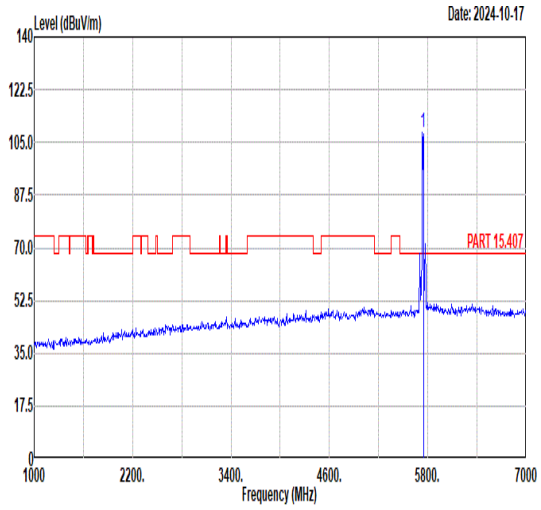 Freq Level Limit Line Margin Read Level Ant Factor Cable Loss Preamp Factor APos TPos Remark MHz dBuV/m dBuV/m dB dBuV dB/m dB dB cm deg 1 5745.00 108.17 ------ ------ 96.92 35.04 8.71 32.50 350 0 PEAK
Avg	Blank	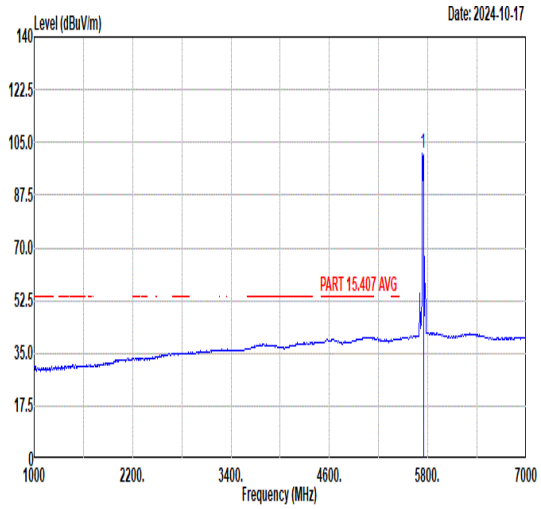 Freq Level Limit Line Margin Read Level Ant Factor Cable Loss Preamp Factor APos TPos Remark MHz dBuV/m dBuV/m dB dBuV dB/m dB dB cm deg 1 5745.00 101.29 ------ ------ 90.04 35.04 8.71 32.50 350 0 AVERAGE

Mode	56	
	Band Edge	
	U-NII-3_5.725-5.85_802.11ax HE20_CH149_Partial RU 26/0_5745MHz	
ANT	CDD18+19	
Pol.	Vertical	Fundamental
Peak	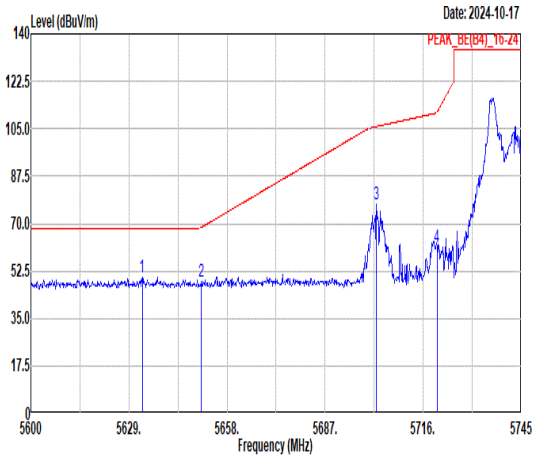 Freq Level Limit Line Margin Read Level Ant Factor Cable Loss Preamp Factor APos TPos Remark 1 5632.92 50.40 68.30 -17.90 39.59 34.98 8.33 32.50 365 267 PEAK 2 5650.46 48.44 68.64 -20.20 37.55 34.99 8.40 32.50 365 267 PEAK 3 5702.23 77.29 105.82 -28.53 66.18 35.02 8.59 32.50 365 267 PEAK 4 5720.06 61.51 110.94 -49.43 50.32 35.03 8.66 32.50 365 267 PEAK	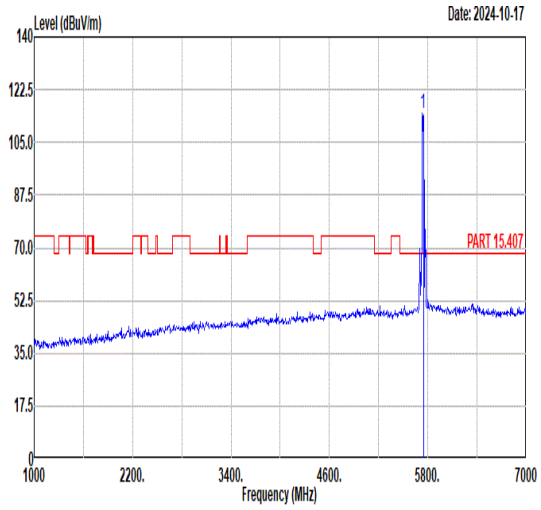 Freq Level Limit Line Margin Read Level Ant Factor Cable Loss Preamp Factor APos TPos Remark 1 5745.00 114.79 ------ ------ 103.54 35.04 8.71 32.50 365 267 PEAK
Avg	Blank	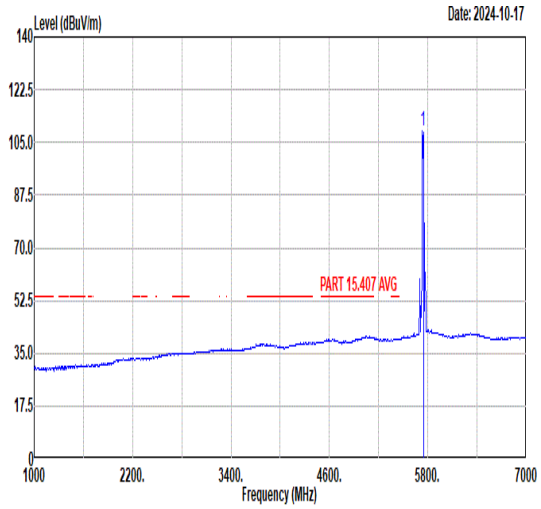 Freq Level Limit Line Margin Read Level Ant Factor Cable Loss Preamp Factor APos TPos Remark 1 5745.00 108.63 ------ ------ 97.38 35.04 8.71 32.50 365 267 AVERAGE

Mode	57	
	Band Edge	
	U-NII-3_5.725-5.85_802.11ax HE20_CH149_Partial RU 52/37_5745MHz	
ANT	CDD18+19	
Pol.	Horizontal	Fundamental
Peak	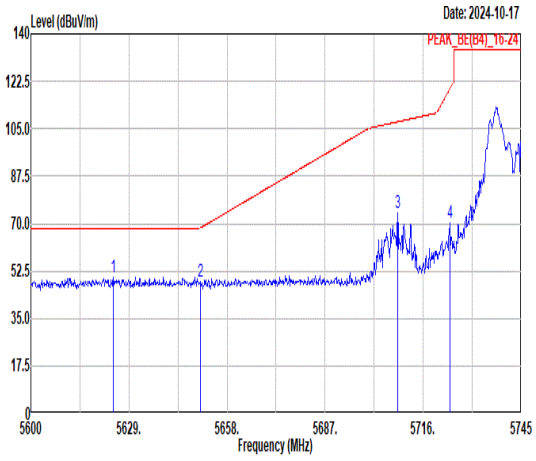 Freq Level Limit Line Margin Read Level Ant Factor Cable Loss Preamp Factor APos TPos Remark MHz dBuV/m dBuV/m dB dBuV dB/m dB dB cm deg 1 5624.36 50.12 68.30 -18.18 39.35 34.97 8.30 32.50 212 177 PEAK 2 5650.03 48.85 68.32 -19.47 37.96 34.99 8.40 32.50 212 177 PEAK 3 5708.46 74.11 107.57 -33.46 62.98 35.02 8.61 32.50 212 177 PEAK 4 5723.83 70.18 119.53 -49.35 58.98 35.03 8.67 32.50 212 177 PEAK	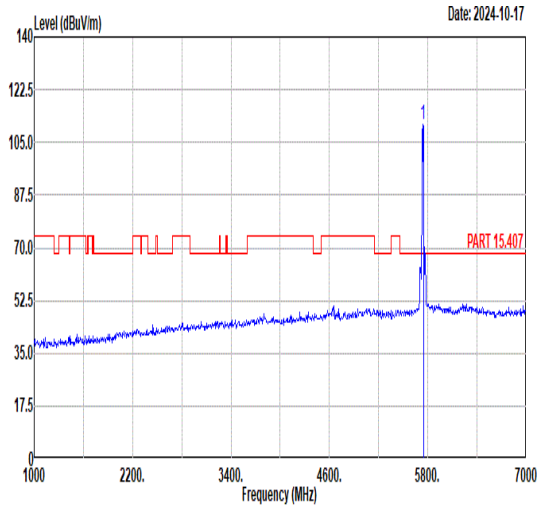 Freq Level Limit Line Margin Read Level Ant Factor Cable Loss Preamp Factor APos TPos Remark MHz dBuV/m dBuV/m dB dBuV dB/m dB dB cm deg 1 5745.00 110.81 ------ ------ 99.54 35.04 8.73 32.50 212 177 PEAK
Avg	Blank	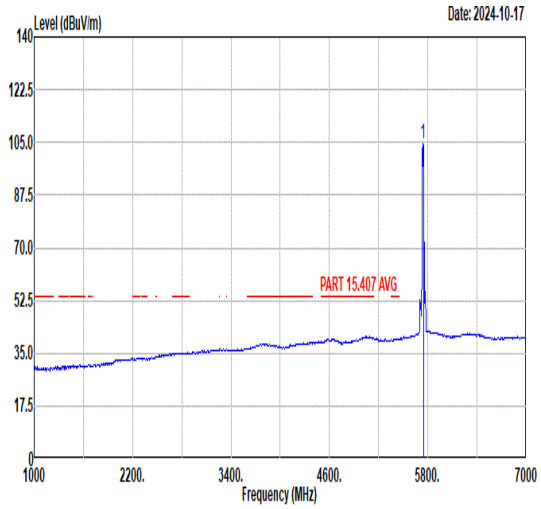 Freq Level Limit Line Margin Read Level Ant Factor Cable Loss Preamp Factor APos TPos Remark MHz dBuV/m dBuV/m dB dBuV dB/m dB dB cm deg 1 5745.00 104.41 ------ ------ 93.14 35.04 8.73 32.50 212 177 AVERAGE

Mode	57	
	Band Edge	
	U-NII-3_5.725-5.85_802.11ax HE20_CH149_Partial RU 52/37_5745MHz	
ANT	CDD18+19	
Pol.	Vertical	Fundamental
Peak	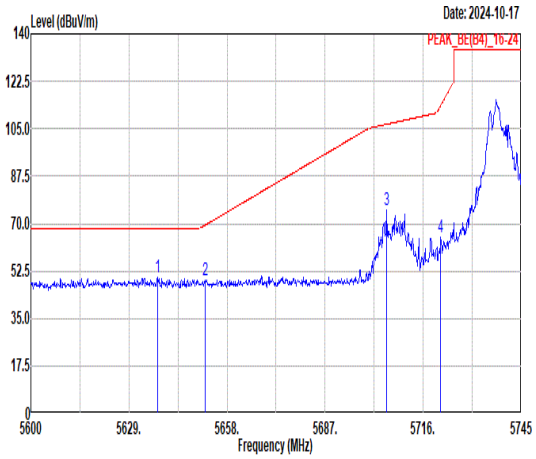 Freq Level Limit Line Margin Read Level Ant Factor Cable Loss Preamp Factor APos TPos Remark MHz dBuV/m dBuV/m dB dBuV dB/m dB dB cm deg 1 5637.41 49.93 68.30 -18.37 39.10 34.98 8.35 32.50 400 258 PEAK 2 5651.48 49.25 69.39 -20.14 38.36 34.99 8.40 32.50 400 258 PEAK 3 5705.13 75.04 106.64 -31.60 63.92 35.02 8.60 32.50 400 258 PEAK 4 5721.22 65.11 113.58 -48.47 53.92 35.03 8.66 32.50 400 258 PEAK	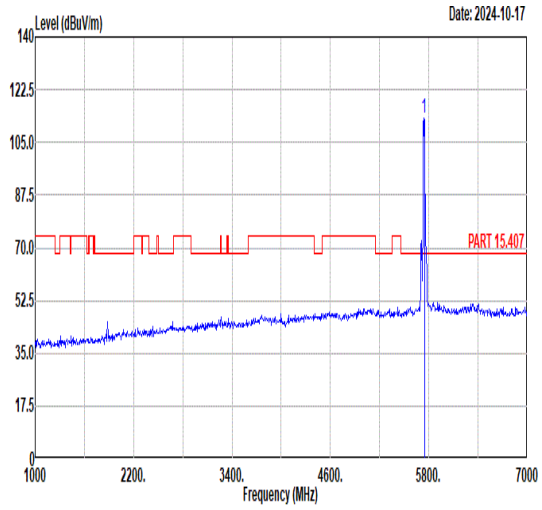 Freq Level Limit Line Margin Read Level Ant Factor Cable Loss Preamp Factor APos TPos Remark MHz dBuV/m dBuV/m dB dBuV dB/m dB dB cm deg 1 5745.00 113.23 ------ ------ 101.96 35.04 8.73 32.50 400 258 PEAK
Avg	Blank	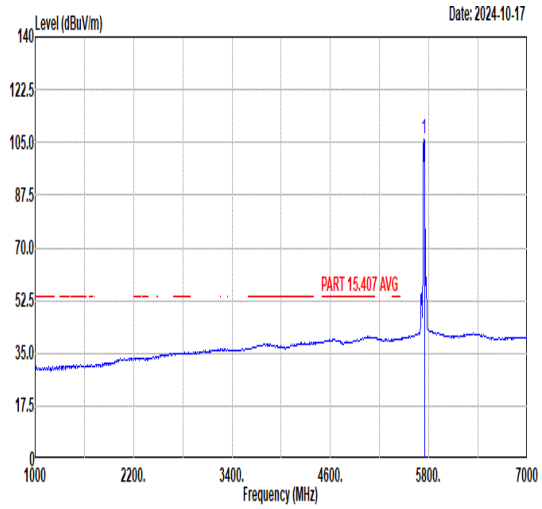 Freq Level Limit Line Margin Read Level Ant Factor Cable Loss Preamp Factor APos TPos Remark MHz dBuV/m dBuV/m dB dBuV dB/m dB dB cm deg 1 5745.00 106.42 ------ ------ 95.15 35.04 8.73 32.50 400 258 AVERAGE

Mode	58	
	Band Edge	
	U-NII-3_5.725-5.85_802.11ax HE20_CH149_Partial RU 106/53_5745MHz	
ANT	CDD18+19	
Pol.	Horizontal	Fundamental
Peak	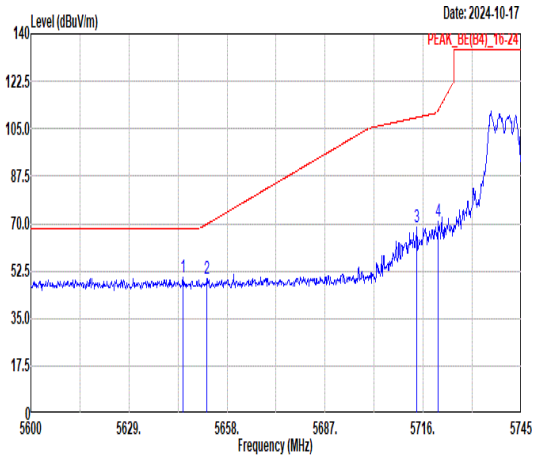 Freq Level Limit Line Margin Read Level Ant Factor Cable Loss Preamp Factor APos TPos Remark 1 5644.95 50.25 68.30 -18.05 39.38 34.99 8.38 32.50 200 186 PEAK 2 5652.06 49.44 69.82 -20.38 38.55 34.99 8.40 32.50 200 186 PEAK 3 5714.12 68.76 109.15 -40.39 57.60 35.03 8.63 32.50 200 186 PEAK 4 5720.50 70.70 111.93 -41.23 59.51 35.03 8.66 32.50 200 186 PEAK	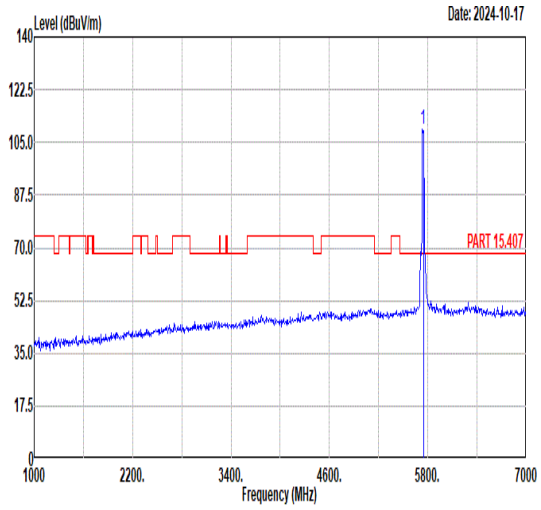 Freq Level Limit Line Margin Read Level Ant Factor Cable Loss Preamp Factor APos TPos Remark 1 5745.00 109.47 ------ ------ 98.22 35.04 8.71 32.50 200 186 PEAK
Avg	Blank	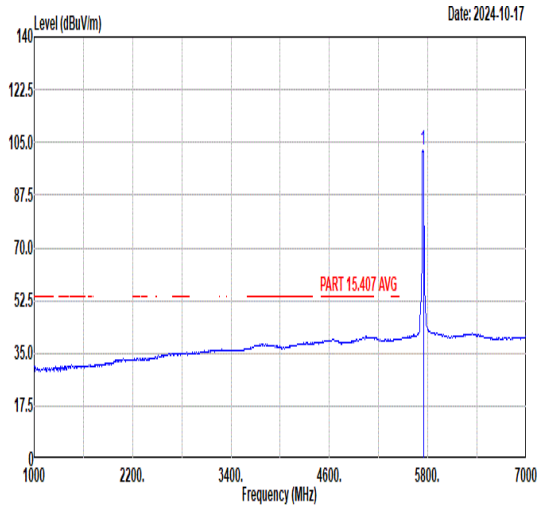 Freq Level Limit Line Margin Read Level Ant Factor Cable Loss Preamp Factor APos TPos Remark 1 5745.00 102.43 ------ ------ 91.16 35.04 8.73 32.50 200 186 AVERAGE

Mode	58	
	Band Edge	
	U-NII-3_5.725-5.85_802.11ax HE20_CH149_Partial RU 106/53_5745MHz	
ANT	CDD18+19	
Pol.	Vertical	Fundamental
Peak	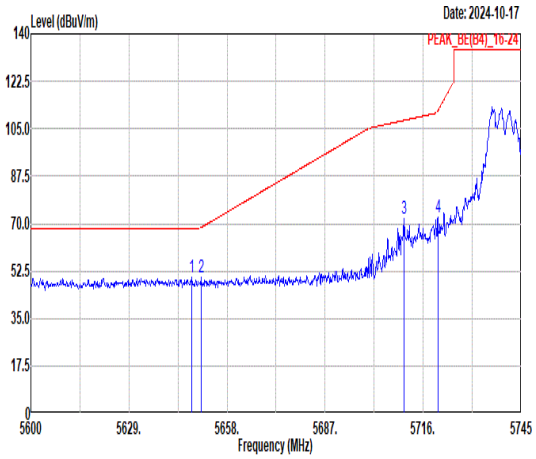 Freq Level Limit Line Margin Read Level Ant Factor Cable Loss Preamp Factor APos TPos Remark MHz dBuV/m dBuV/m dB dBuV dB/m dB dB cm deg 1 5647.56 49.98 68.30 -18.32 39.10 34.99 8.39 32.50 300 261 PEAK 2 5650.32 50.36 68.53 -18.17 39.47 34.99 8.40 32.50 300 261 PEAK 3 5710.35 71.66 108.10 -36.44 60.52 35.02 8.62 32.50 300 261 PEAK 4 5720.35 72.56 111.60 -39.04 61.37 35.03 8.66 32.50 300 261 PEAK	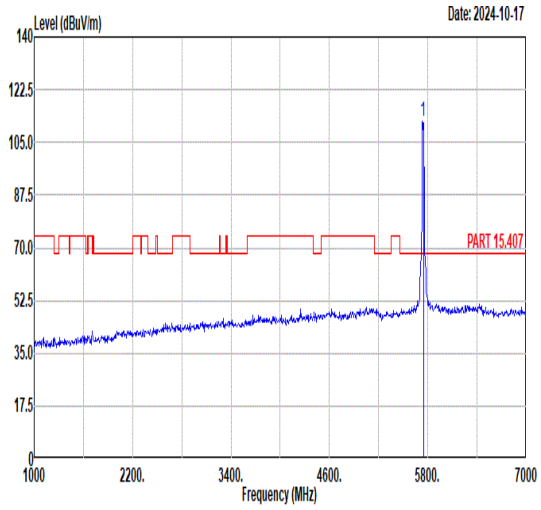 Freq Level Limit Line Margin Read Level Ant Factor Cable Loss Preamp Factor APos TPos Remark MHz dBuV/m dBuV/m dB dBuV dB/m dB dB cm deg 1 5745.00 112.10 ------ ------ 100.85 35.04 8.71 32.50 300 261 PEAK
Avg	Blank	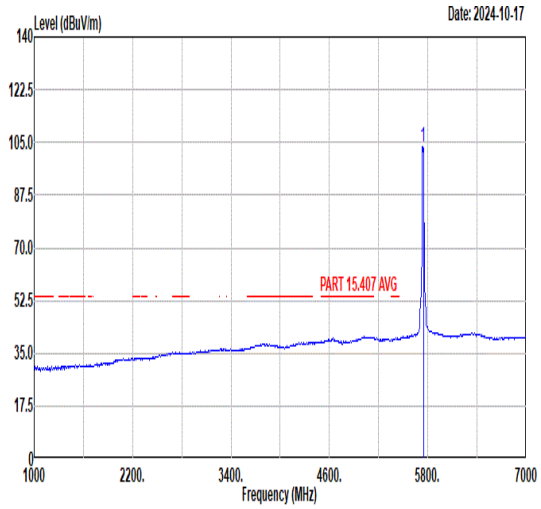 Freq Level Limit Line Margin Read Level Ant Factor Cable Loss Preamp Factor APos TPos Remark MHz dBuV/m dBuV/m dB dBuV dB/m dB dB cm deg 1 5745.00 103.80 ------ ------ 92.55 35.04 8.71 32.50 300 261 AVERAGE

Mode	59	
	Band Edge	
	U-NII-3_5.725-5.85_802.11ax HE20_CH165_Partial RU 26/8_5825MHz	
ANT	CDD18+19	
Pol.	Horizontal	Fundamental
Peak	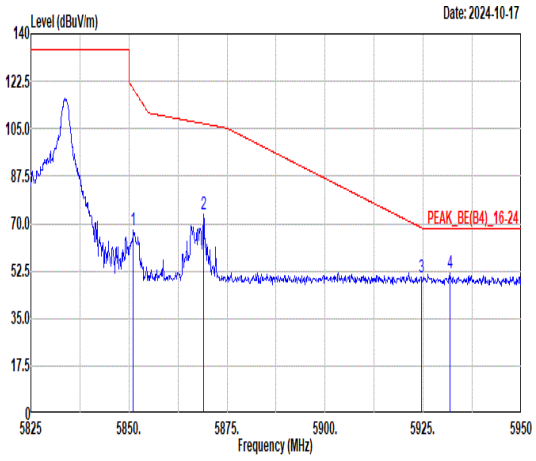 Freq Level Limit Line Margin Read Level Ant Factor Cable Loss Preamp Factor APos TPos Remark MHz dBuV/m dBuV/m dB dBuV dB/m dB dB cm deg 1 5851.13 67.87 119.63 -51.76 56.38 35.11 8.88 32.50 100 131 PEAK 2 5869.00 73.62 106.88 -33.26 62.14 35.12 8.86 32.50 100 131 PEAK 3 5924.50 50.27 68.57 -18.30 38.82 35.16 8.79 32.50 100 131 PEAK 4 5931.75 51.83 68.30 -16.47 40.39 35.16 8.78 32.50 100 131 PEAK	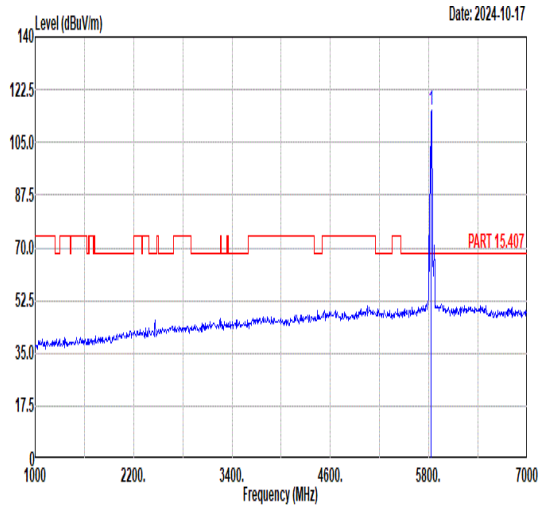 Freq Level Limit Line Margin Read Level Ant Factor Cable Loss Preamp Factor APos TPos Remark MHz dBuV/m dBuV/m dB dBuV dB/m dB dB cm deg 1 5825.00 115.86 ------ ------ 104.37 35.10 8.89 32.50 100 131 PEAK
Avg	Blank	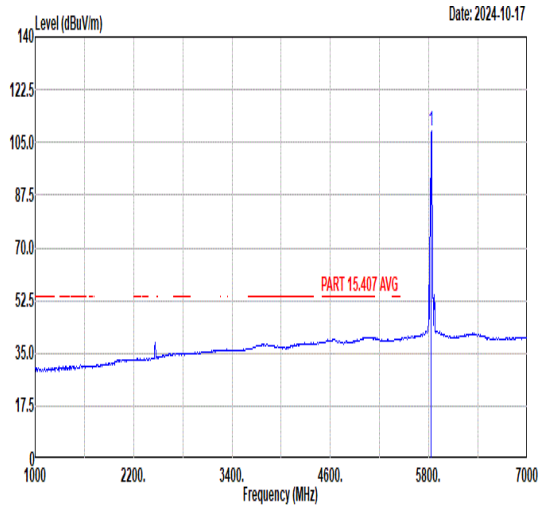 Freq Level Limit Line Margin Read Level Ant Factor Cable Loss Preamp Factor APos TPos Remark MHz dBuV/m dBuV/m dB dBuV dB/m dB dB cm deg 1 5825.00 108.85 ------ ------ 97.36 35.10 8.89 32.50 100 131 AVERAGE

Mode	59	
	Band Edge	
	U-NII-3_5.725-5.85_802.11ax HE20_CH165_Partial RU 26/8_5825MHz	
ANT	CDD18+19	
Pol.	Vertical	Fundamental
Peak	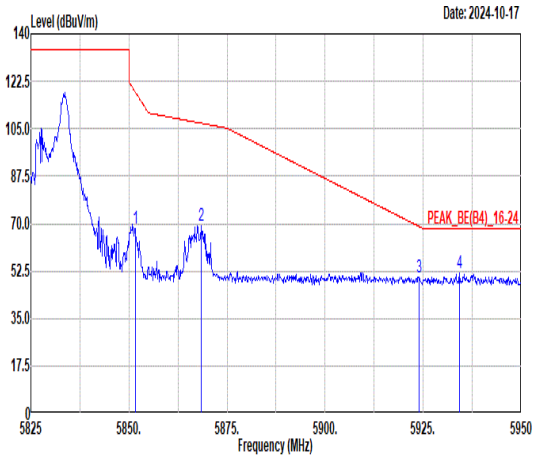 Freq Level Limit Line Margin Read Level Ant Factor Cable Loss Preamp Factor APos TPos Remark MHz dBuV/m dBuV/m dB dBuV dB/m dB dB cm deg 1 5851.63 68.28 118.49 -50.21 56.79 35.11 8.88 32.50 200 276 PEAK 2 5868.38 69.28 107.05 -37.77 57.80 35.12 8.86 32.50 200 276 PEAK 3 5923.88 50.17 69.03 -18.86 38.73 35.15 8.79 32.50 200 276 PEAK 4 5934.25 51.79 68.30 -16.51 40.35 35.16 8.78 32.50 200 276 PEAK	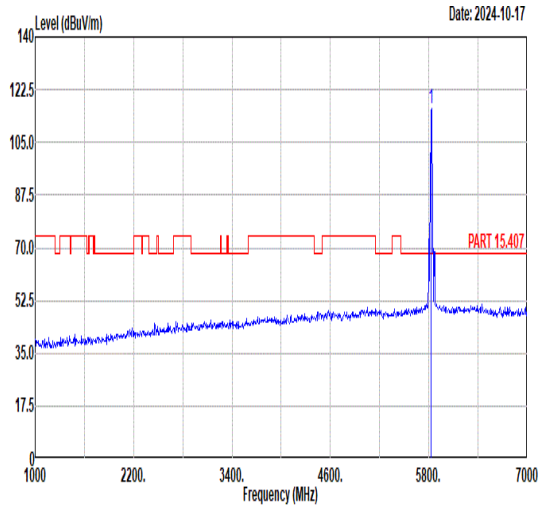 Freq Level Limit Line Margin Read Level Ant Factor Cable Loss Preamp Factor APos TPos Remark MHz dBuV/m dBuV/m dB dBuV dB/m dB dB cm deg 1 5825.00 116.00 ------ ------ 104.51 35.10 8.89 32.50 200 276 PEAK
Avg	Blank	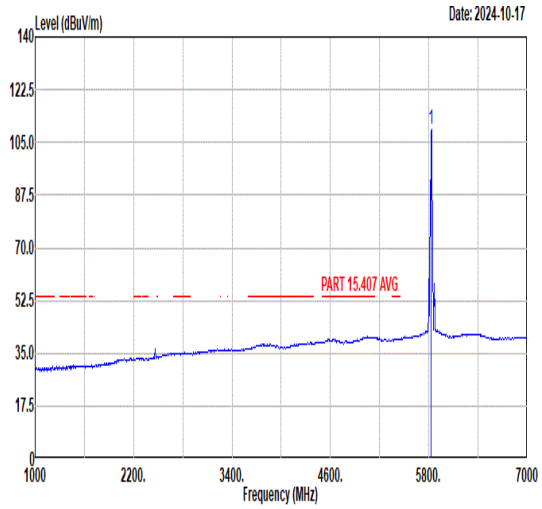 Freq Level Limit Line Margin Read Level Ant Factor Cable Loss Preamp Factor APos TPos Remark MHz dBuV/m dBuV/m dB dBuV dB/m dB dB cm deg 1 5825.00 109.52 ------ ------ 98.03 35.10 8.89 32.50 200 276 AVERAGE

Mode	60	
	Band Edge	
	U-NII-3_5.725-5.85_802.11ax HE20_CH165_Partial RU 52/40_5825MHz	
ANT	CDD18+19	
Pol.	Horizontal	Fundamental
Peak	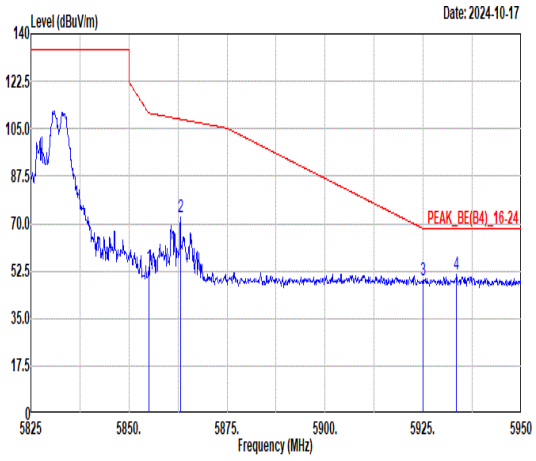 Freq Level Limit Line Margin Read Level Ant Factor Cable Loss Preamp Factor APos TPos Remark MHz dBuV/m dBuV/m dB dBuV dB/m dB dB cm deg 1 5855.00 53.75 110.80 -57.05 42.27 35.11 8.87 32.50 200 235 PEAK 2 5863.13 72.56 108.52 -35.96 61.08 35.12 8.86 32.50 200 235 PEAK 3 5925.00 49.24 68.20 -18.96 37.79 35.16 8.79 32.50 200 235 PEAK 4 5933.50 51.13 68.30 -17.17 39.69 35.16 8.78 32.50 200 235 PEAK	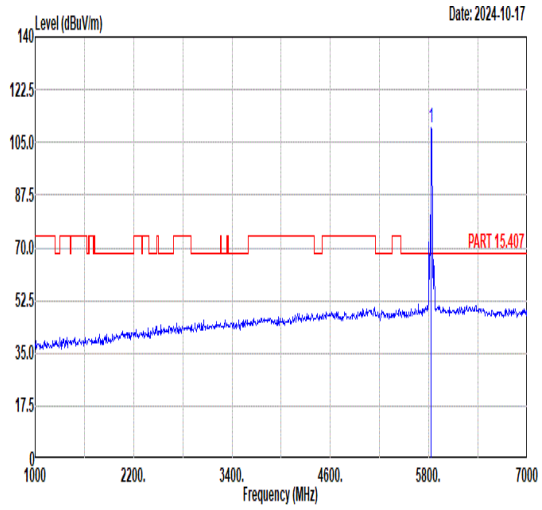 Freq Level Limit Line Margin Read Level Ant Factor Cable Loss Preamp Factor APos TPos Remark MHz dBuV/m dBuV/m dB dBuV dB/m dB dB cm deg 1 5825.00 109.69 ------ ------ 98.19 35.10 8.90 32.50 200 235 PEAK
Avg	Blank	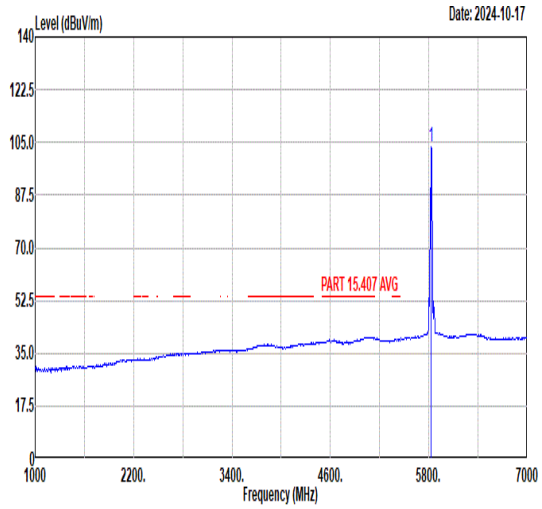 Freq Level Limit Line Margin Read Level Ant Factor Cable Loss Preamp Factor APos TPos Remark MHz dBuV/m dBuV/m dB dBuV dB/m dB dB cm deg 1 5825.00 103.40 ------ ------ 91.90 35.10 8.90 32.50 200 235 AVERAGE

Mode	60	
	Band Edge	
	U-NII-3_5.725-5.85_802.11ax HE20_CH165_Partial RU 52/40_5825MHz	
ANT	CDD18+19	
Pol.	Vertical	Fundamental
Peak	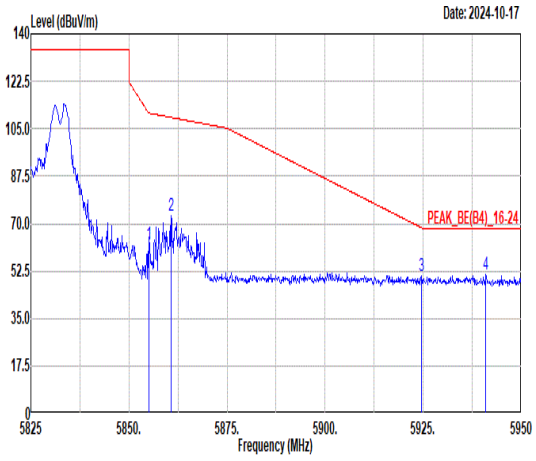 Freq Level Limit Line Margin Read Level Ant Factor Cable Loss Preamp Factor APos TPos Remark 1 5855.00 62.21 110.80 -48.59 50.73 35.11 8.87 32.50 274 276 PEAK 2 5860.75 72.64 109.19 -36.55 61.16 35.12 8.86 32.50 274 276 PEAK 3 5924.63 50.48 68.48 -18.00 39.03 35.16 8.79 32.50 274 276 PEAK 4 5941.00 51.22 68.30 -17.08 39.78 35.17 8.77 32.50 274 276 PEAK	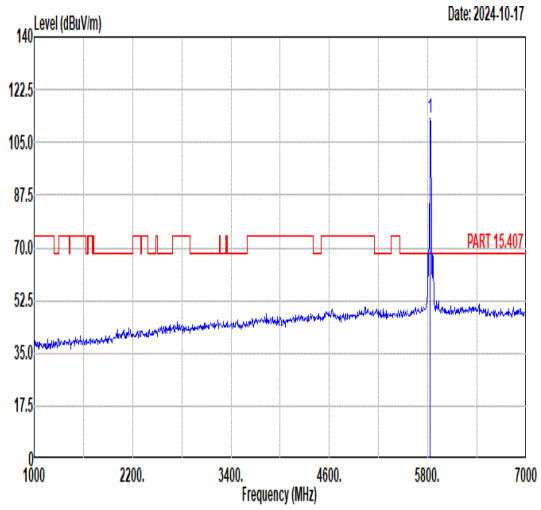 Freq Level Limit Line Margin Read Level Ant Factor Cable Loss Preamp Factor APos TPos Remark 1 5825.00 113.28 ------ ------ 101.78 35.10 8.90 32.50 274 276 PEAK
Avg	Blank	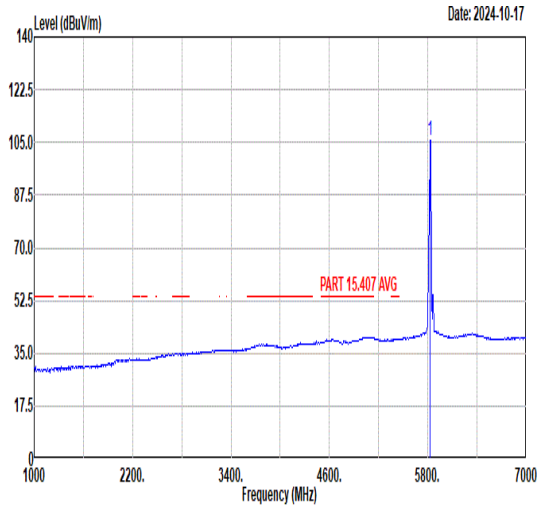 Freq Level Limit Line Margin Read Level Ant Factor Cable Loss Preamp Factor APos TPos Remark 1 5825.00 105.74 ------ ------ 94.24 35.10 8.90 32.50 274 276 AVERAGE

Mode	61	
	Band Edge	
	U-NII-3_5.725-5.85_802.11ax HE20_CH165_Partial RU 106/54_5825MHz	
ANT	CDD18+19	
Pol.	Horizontal	Fundamental
Peak	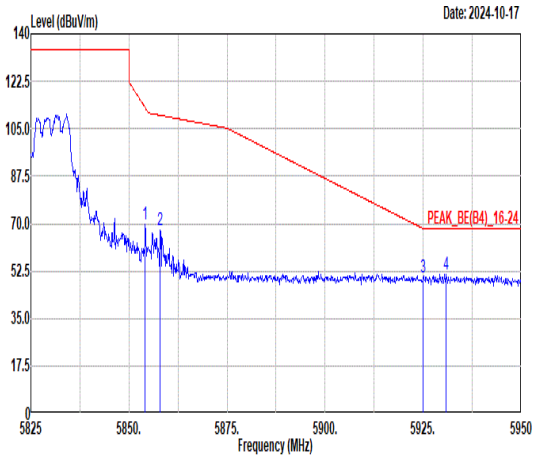 Freq Level Limit Line Margin Read Level Ant Factor Cable Loss Preamp Factor APos TPos Remark MHz dBuV/m dBuV/m dB dBuV dB/m dB dB cm deg 1 5854.13 69.54 112.79 -43.25 58.06 35.11 8.87 32.50 200 138 PEAK 2 5858.00 67.56 109.96 -42.40 56.08 35.11 8.87 32.50 200 138 PEAK 3 5925.00 50.08 68.20 -18.12 38.63 35.16 8.79 32.50 200 138 PEAK 4 5930.88 51.34 68.30 -16.96 39.90 35.16 8.78 32.50 200 138 PEAK	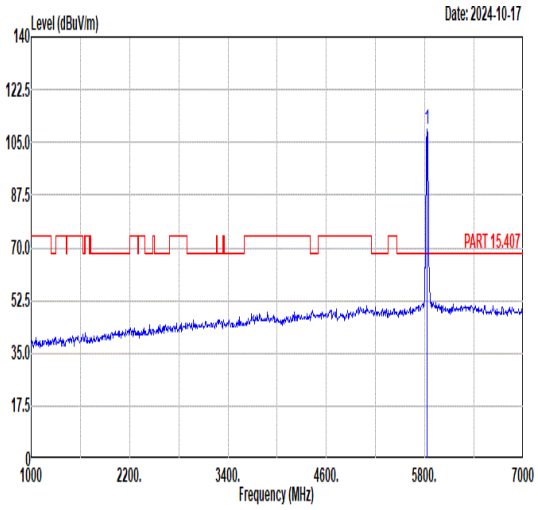 Freq Level Limit Line Margin Read Level Ant Factor Cable Loss Preamp Factor APos TPos Remark MHz dBuV/m dBuV/m dB dBuV dB/m dB dB cm deg 1 5825.00 109.59 ------ ------ 98.09 35.10 8.90 32.50 200 138 PEAK
Avg	Blank	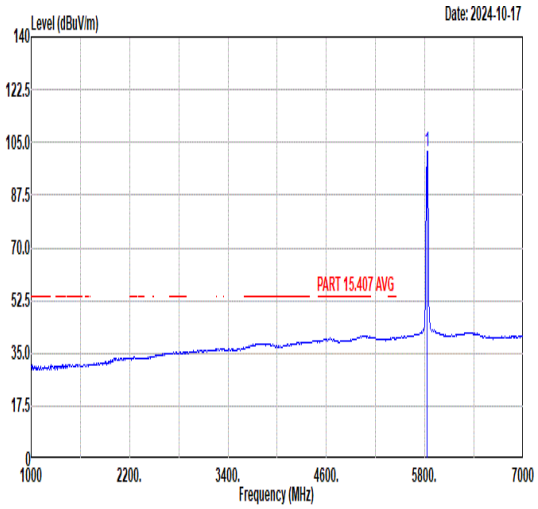 Freq Level Limit Line Margin Read Level Ant Factor Cable Loss Preamp Factor APos TPos Remark MHz dBuV/m dBuV/m dB dBuV dB/m dB dB cm deg 1 5825.00 102.01 ------ ------ 90.52 35.10 8.89 32.50 200 138 AVERAGE

Mode	61	
	Band Edge	
	U-NII-3_5.725-5.85_802.11ax HE20_CH165_Partial RU 106/54_5825MHz	
ANT	CDD18+19	
Pol.	Vertical	Fundamental
Peak	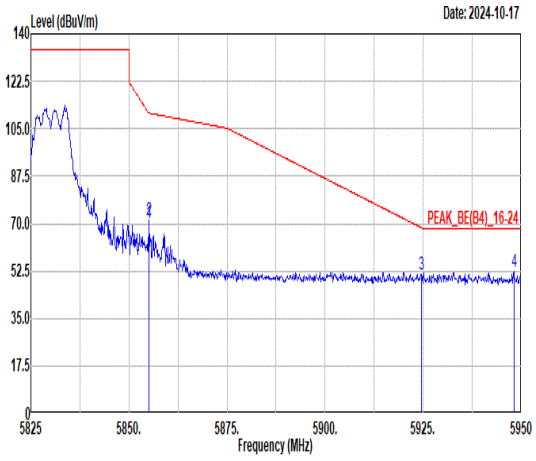 Freq Level Limit Line Margin Read Level Ant Factor Cable Loss Preamp Factor APos TPos Remark MHz dBuV/m dBuV/m dB dBuV dB/m dB dB cm deg 1 5855.00 70.24 110.80 -40.56 58.76 35.11 8.87 32.50 247 257 PEAK 2 5855.13 71.41 110.76 -39.35 59.93 35.11 8.87 32.50 247 257 PEAK 3 5924.50 51.33 68.57 -17.24 39.88 35.16 8.79 32.50 247 257 PEAK 4 5948.13 52.14 68.30 -16.16 40.71 35.17 8.76 32.50 247 257 PEAK	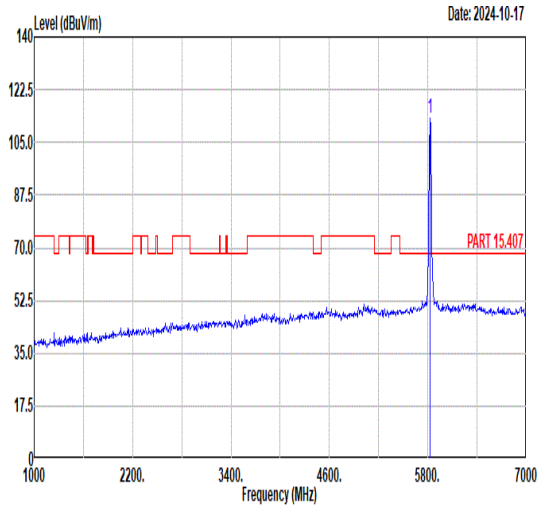 Freq Level Limit Line Margin Read Level Ant Factor Cable Loss Preamp Factor APos TPos Remark MHz dBuV/m dBuV/m dB dBuV dB/m dB dB cm deg 1 5825.00 113.31 ------ ------ 101.81 35.10 8.90 32.50 247 257 PEAK
Avg	Blank	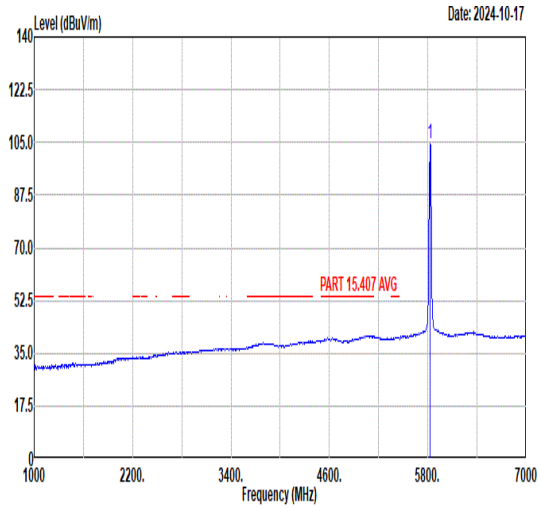 Freq Level Limit Line Margin Read Level Ant Factor Cable Loss Preamp Factor APos TPos Remark MHz dBuV/m dBuV/m dB dBuV dB/m dB dB cm deg 1 5825.00 104.47 ------ ------ 92.97 35.10 8.90 32.50 247 257 AVERAGE

Mode	62	
	LF	
	U-NII-2A_5.25-5.35_802.11ax HE80_CH58_5290_MHz	
ANT	CDD18+19	
Pol.	Horizontal	Vertical
QP/ Peak	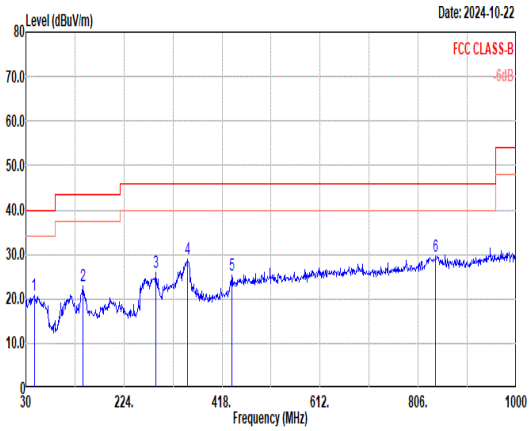	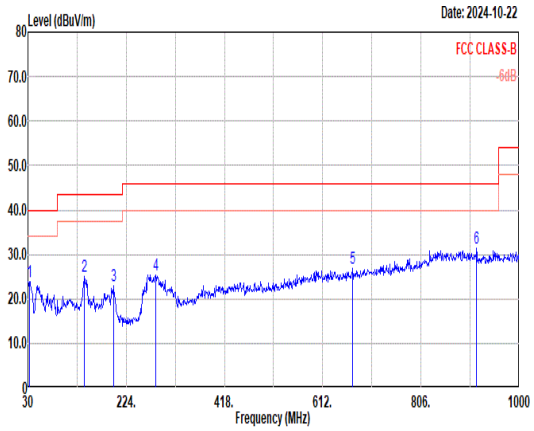

Horizontal:

	Freq	Level	Limit Line	Margin	Read Level	Ant Factor	Cable Loss	Preamp Factor	APos	TPos	Remark
	MHz	dBuV/m	dBuV/m	dB	dBuV	dB/m	dB	dB	cm	deg	
1	46.49	20.87	40.00	-19.13	35.56	19.62	0.69	35.00	--	--	Peak
2	142.52	22.81	43.50	-20.69	37.93	18.35	1.25	34.72	--	--	Peak
3	287.05	25.91	46.00	-20.09	40.06	18.72	1.76	34.63	--	--	Peak
4	349.13	28.91	46.00	-17.09	41.37	20.20	1.94	34.60	--	--	Peak
5	437.40	25.48	46.00	-20.52	35.35	22.42	2.21	34.50	--	--	Peak
6	840.92	29.68	46.00	-16.32	32.26	28.63	3.09	34.30	--	--	Peak

Vertical:

	Freq	Level	Limit Line	Margin	Read Level	Ant Factor	Cable Loss	Preamp Factor	APos	TPos	Remark
	MHz	dBuV/m	dBuV/m	dB	dBuV	dB/m	dB	dB	cm	deg	
1	33.88	23.98	40.00	-16.02	39.82	18.46	0.57	34.87	--	--	Peak
2	141.55	25.03	43.50	-18.47	40.23	18.27	1.25	34.72	--	--	Peak
3	198.78	22.84	43.50	-20.66	40.01	16.05	1.48	34.70	--	--	Peak
4	282.20	25.45	46.00	-20.55	39.78	18.57	1.74	34.64	--	--	Peak
5	671.17	26.82	46.00	-19.18	31.92	26.61	2.75	34.46	--	--	Peak
6	915.61	31.36	46.00	-14.64	33.50	28.98	3.18	34.30	--	--	Peak

Mode	63	
	LF	
	U-NII-3_5.725-5.85_802.11a_CH165_5825_MHz	
ANT	CDD18+19	
Pol.	Horizontal	Vertical
QP/ Peak	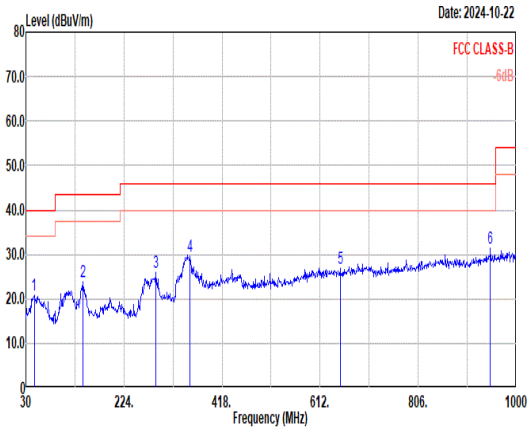 Freq Level Limit Line Margin Read Level Ant Factor Cable Loss Preamp Factor APos TPos Remark 1 46.49 20.87 40.00 -19.13 35.56 19.62 0.69 35.00 -- -- Peak 2 142.52 23.81 43.50 -19.69 38.93 18.35 1.25 34.72 -- -- Peak 3 287.05 25.91 46.00 -20.09 40.06 18.72 1.76 34.63 -- -- Peak 4 353.98 29.69 46.00 -16.31 42.02 20.31 1.95 34.59 -- -- Peak 5 651.77 26.90 46.00 -19.10 32.41 26.28 2.70 34.49 -- -- Peak 6 948.59 31.41 46.00 -14.59 32.71 29.74 3.26 34.30 -- -- Peak	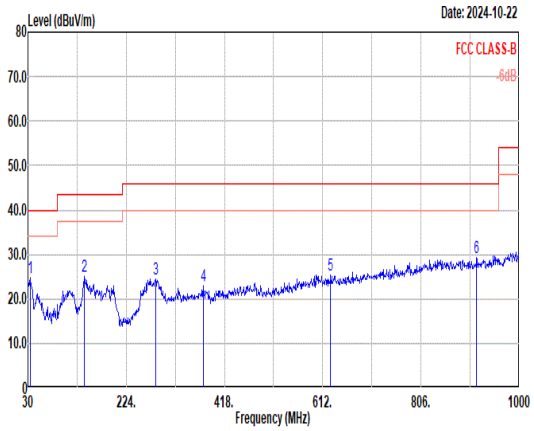 Freq Level Limit Line Margin Read Level Ant Factor Cable Loss Preamp Factor APos TPos Remark 1 34.85 24.73 40.00 -15.27 40.37 18.68 0.58 34.90 -- -- Peak 2 141.55 25.03 43.50 -18.47 40.23 18.27 1.25 34.72 -- -- Peak 3 282.20 24.45 46.00 -21.55 38.78 18.57 1.74 34.64 -- -- Peak 4 376.29 22.91 46.00 -23.09 34.58 20.85 2.03 34.55 -- -- Peak 5 627.52 25.40 46.00 -20.60 31.10 26.18 2.66 34.54 -- -- Peak 6 915.61 29.36 46.00 -16.64 31.50 28.98 3.18 34.30 -- -- Peak

Mode	64	
	Band Edge	
	CO-TX	
ANT	17	
Pol.	Horizontal	Fundamental
Peak	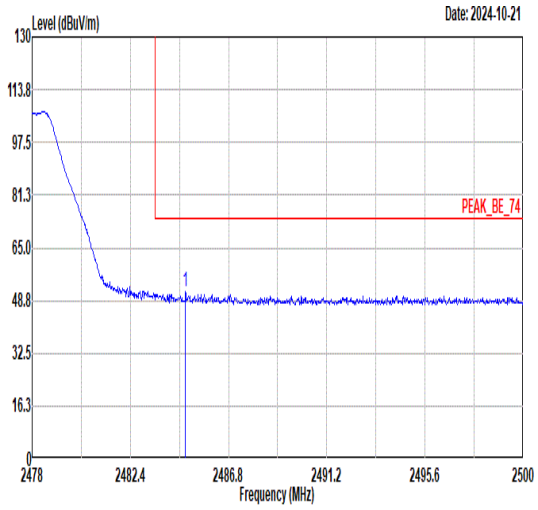 Freq Level Limit Line Margin Read Level Ant Factor Cable Loss Preamp Factor APos TPos Remark MHz dBuV/m dBuV/m dB dBuV dB/m dB dB cm deg 1 2484.86 51.50 74.00 -22.50 49.23 30.86 4.92 33.51 300 338 PEAK	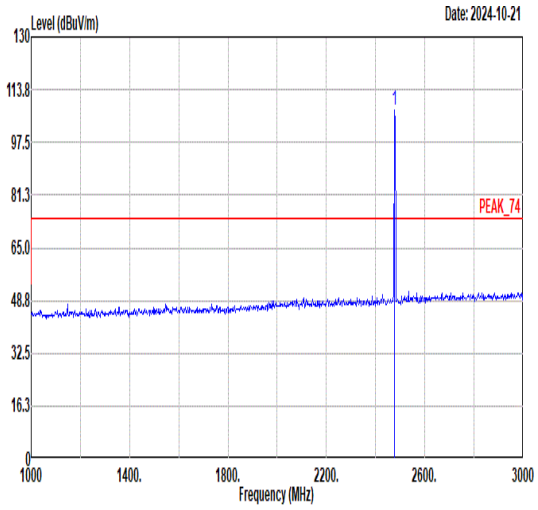 Freq Level Limit Line Margin Read Level Ant Factor Cable Loss Preamp Factor APos TPos Remark MHz dBuV/m dBuV/m dB dBuV dB/m dB dB cm deg 1 2478.00 107.36 ------ ------ 105.14 30.83 4.91 33.52 300 338 PEAK
Avg	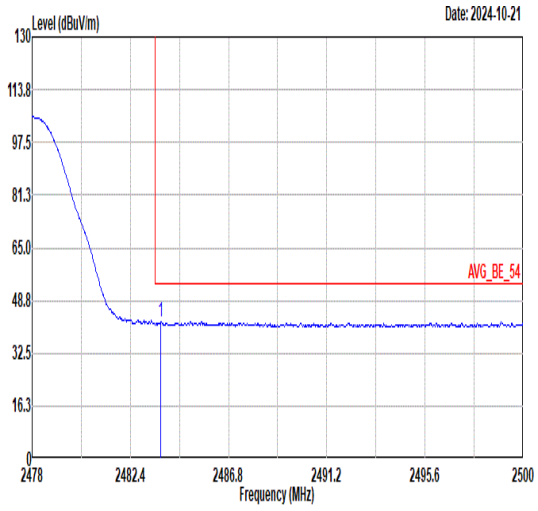 Freq Level Limit Line Margin Read Level Ant Factor Cable Loss Preamp Factor APos TPos Remark MHz dBuV/m dBuV/m dB dBuV dB/m dB dB cm deg 1 2483.76 42.43 54.00 -11.57 40.17 30.85 4.92 33.51 300 338 AVERAGE	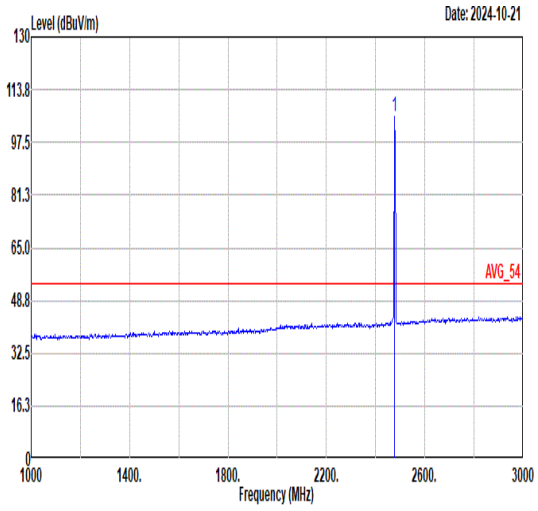 Freq Level Limit Line Margin Read Level Ant Factor Cable Loss Preamp Factor APos TPos Remark MHz dBuV/m dBuV/m dB dBuV dB/m dB dB cm deg 1 2478.00 105.45 ------ ------ 103.23 30.83 4.91 33.52 300 338 AVERAGE

Mode	64	
	Band Edge	
	CO-TX	
ANT	17	
Pol.	Vertical	Fundamental
Peak	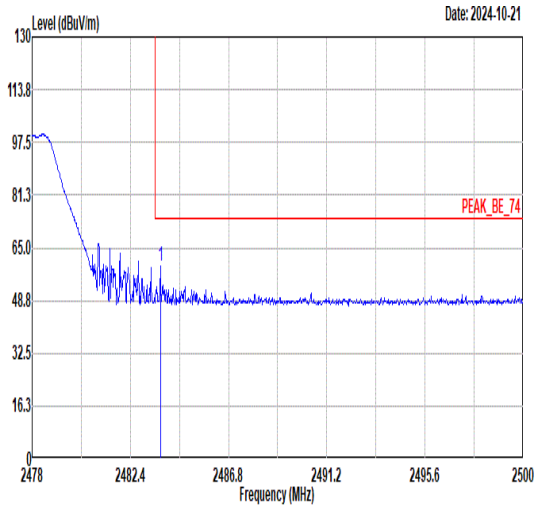 Freq Level Limit Line Margin Read Level Ant Factor Cable Loss Preamp Factor APos TPos Remark MHz dBuV/m dBuV/m dB dBuV dB/m dB dB cm deg 1 2483.74 59.37 74.00 -14.63 57.11 30.85 4.92 33.51 200 25 PEAK	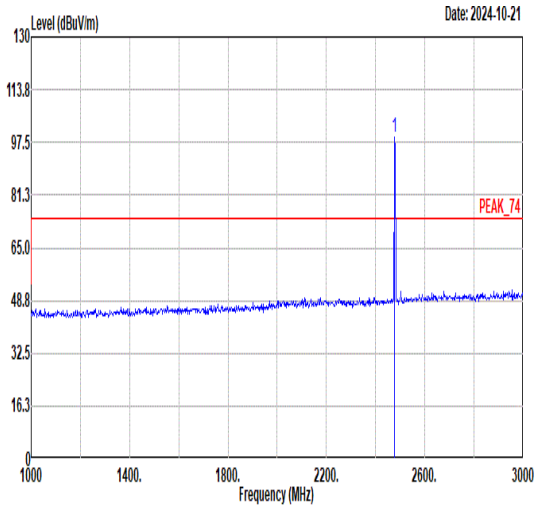 Freq Level Limit Line Margin Read Level Ant Factor Cable Loss Preamp Factor APos TPos Remark MHz dBuV/m dBuV/m dB dBuV dB/m dB dB cm deg 1 2478.00 99.28 ------ ------ 97.06 30.83 4.91 33.52 200 25 PEAK
Avg	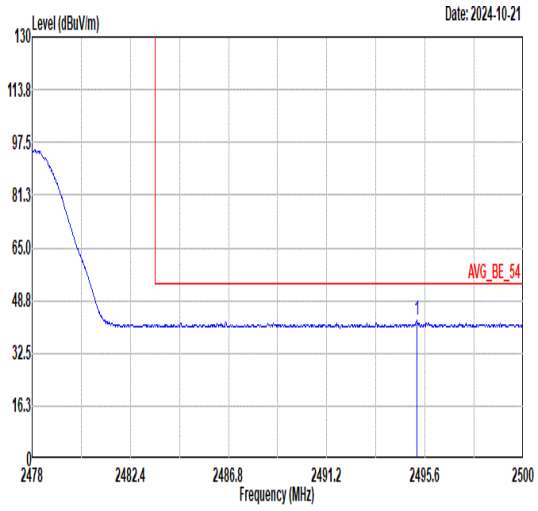 Freq Level Limit Line Margin Read Level Ant Factor Cable Loss Preamp Factor APos TPos Remark MHz dBuV/m dBuV/m dB dBuV dB/m dB dB cm deg 1 2495.23 42.44 54.00 -11.56 40.11 30.90 4.94 33.51 200 25 AVERAGE	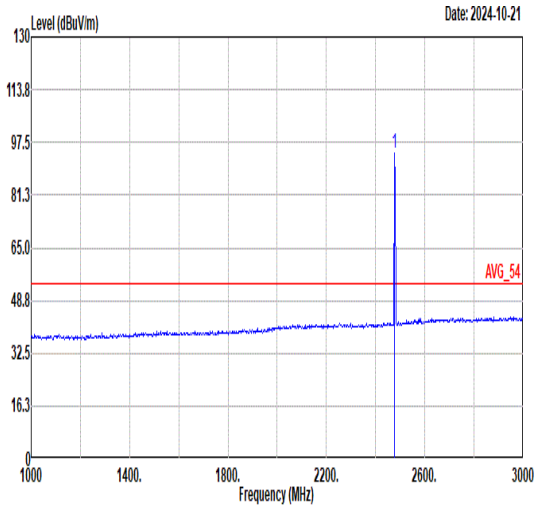 Freq Level Limit Line Margin Read Level Ant Factor Cable Loss Preamp Factor APos TPos Remark MHz dBuV/m dBuV/m dB dBuV dB/m dB dB cm deg 1 2478.00 94.38 ------ ------ 92.16 30.83 4.91 33.52 200 25 AVERAGE

Mode	64
	Band Edge - L
	CO-TX
ANT	CDD18+19

Pol.	Horizontal	Fundamental
Peak	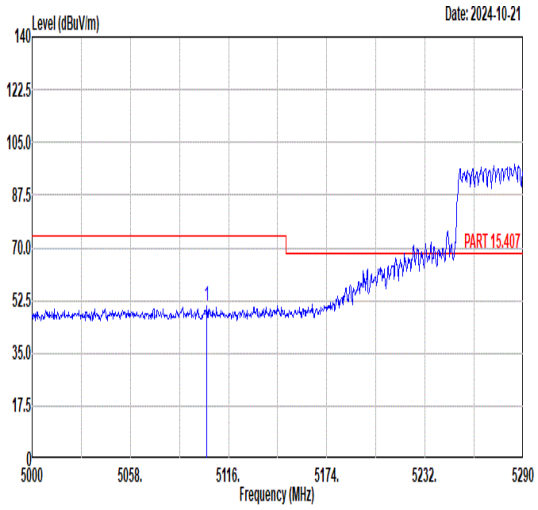 Freq Level Limit Line Margin Read Level Ant Factor Cable Loss Preamp Factor APos TPos Remark 1 5103.24 50.83 74.00 -23.17 41.02 34.58 7.89 32.66 143 143 PEAK	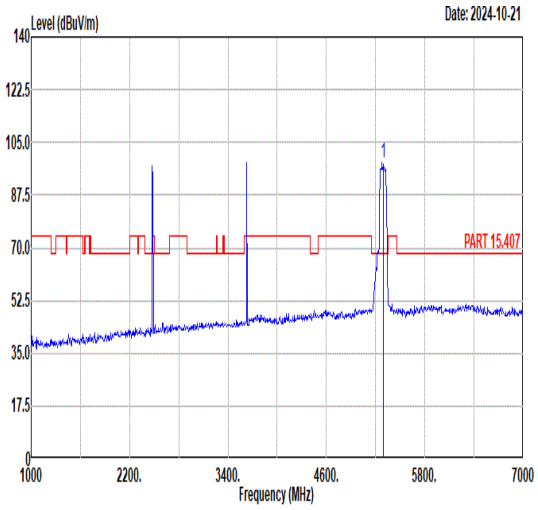 Freq Level Limit Line Margin Read Level Ant Factor Cable Loss Preamp Factor APos TPos Remark 1 5290.00 98.16 68.30 29.86 87.89 34.72 8.14 32.59 143 143 PEAK
Avg	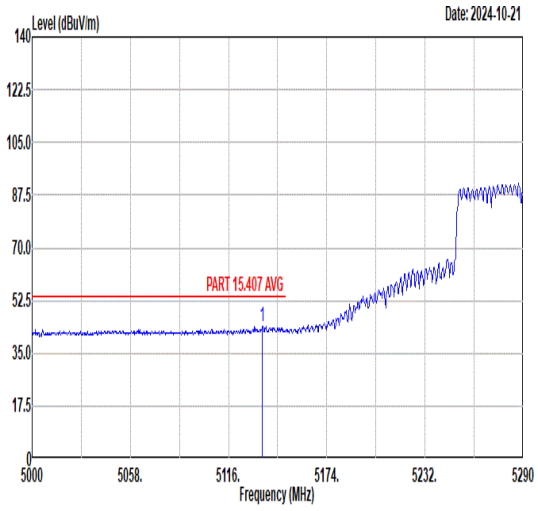 Freq Level Limit Line Margin Read Level Ant Factor Cable Loss Preamp Factor APos TPos Remark 1 5136.01 44.00 54.00 -10.00 34.13 34.61 7.91 32.65 143 143 AVERAGE	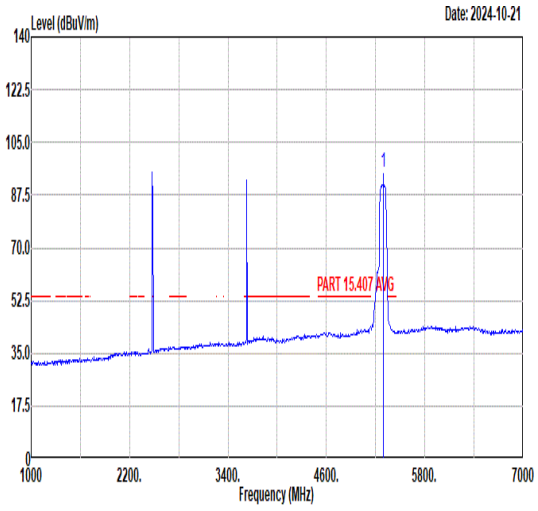 Freq Level Limit Line Margin Read Level Ant Factor Cable Loss Preamp Factor APos TPos Remark 1 5290.00 95.12 ------ ------ 92.91 30.82 4.91 33.52 143 143 AVERAGE

Mode	64	
	Band Edge - R	
	CO-TX	
ANT	CDD18+19	
Pol.	Horizontal	Fundamental
Peak	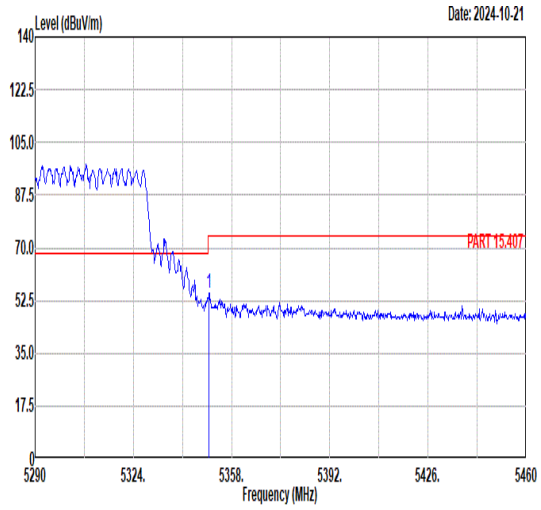 Freq Level Limit Line Margin Read Level Ant Factor Cable Loss Preamp Factor APos TPos Remark MHz dBuV/m dBuV/m dB dBuV dB/m dB dB cm deg 1 5350.18 55.07 74.00 -18.93 44.52 34.78 8.33 32.56 143 143 PEAK	Blank
Avg	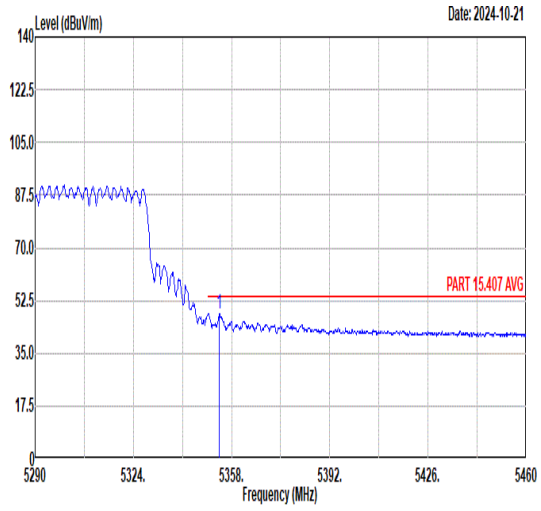 Freq Level Limit Line Margin Read Level Ant Factor Cable Loss Preamp Factor APos TPos Remark MHz dBuV/m dBuV/m dB dBuV dB/m dB dB cm deg 1 5353.75 48.22 54.00 -5.78 37.66 34.78 8.34 32.56 143 143 AVERAGE	Blank

Mode	64	
	Band Edge - L	
	CO-TX	
ANT	CDD18+19	
Pol.	Vertical	Fundamental
Peak	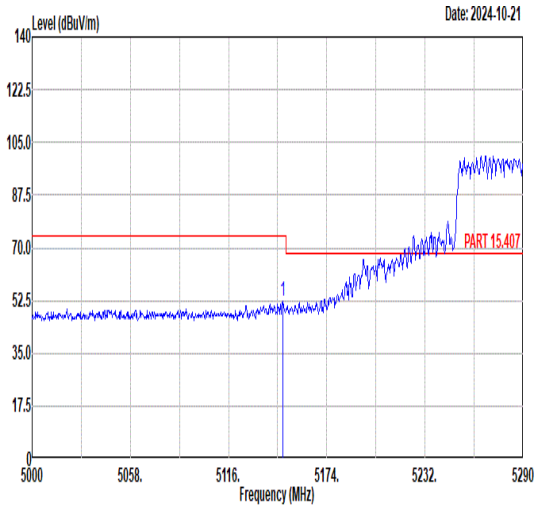 Limit Read Ant Cable Preamp APos TPos Freq Level Line Margin Level Factor Loss Factor Remark MHz dBuV/m dBuV/m dB dBuV dB/m dB dB cm deg 1 5147.90 52.05 74.00 -21.95 42.15 34.62 7.92 32.64 186 296 PEAK	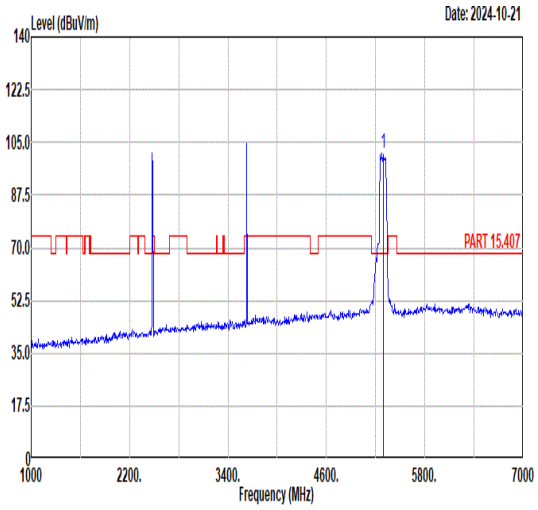 Limit Read Ant Cable Preamp APos TPos Freq Level Line Margin Level Factor Loss Factor Remark MHz dBuV/m dBuV/m dB dBuV dB/m dB dB cm deg 1 5290.00 101.35 68.30 33.05 91.08 34.72 8.14 32.59 186 296 PEAK
Avg	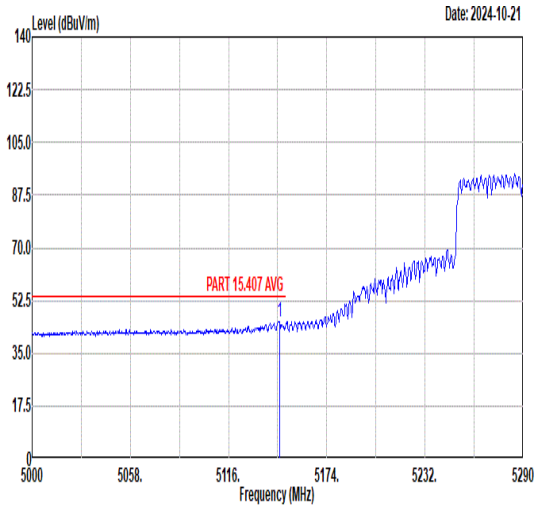 Limit Read Ant Cable Preamp APos TPos Freq Level Line Margin Level Factor Loss Factor Remark MHz dBuV/m dBuV/m dB dBuV dB/m dB dB cm deg 1 5146.16 45.60 54.00 -8.40 35.70 34.62 7.92 32.64 186 296 AVERAGE	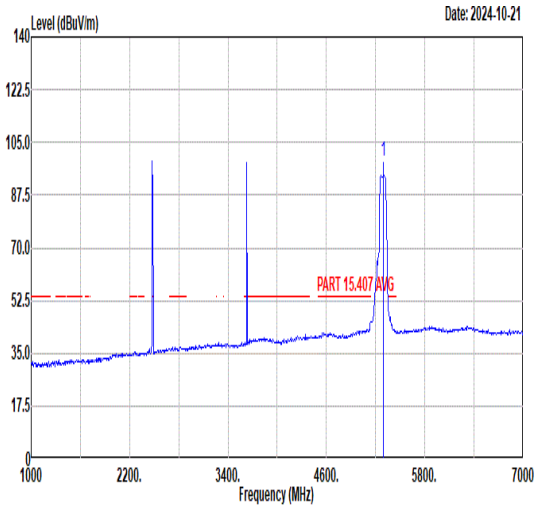 Limit Read Ant Cable Preamp APos TPos Freq Level Line Margin Level Factor Loss Factor Remark MHz dBuV/m dBuV/m dB dBuV dB/m dB dB cm deg 1 5290.00 98.96 ------ ------ 96.75 30.82 4.91 33.52 186 296 AVERAGE

Mode	64	
	Band Edge - R	
	CO-TX	
ANT	CDD18+19	
Pol.	Vertical	Fundamental
Peak	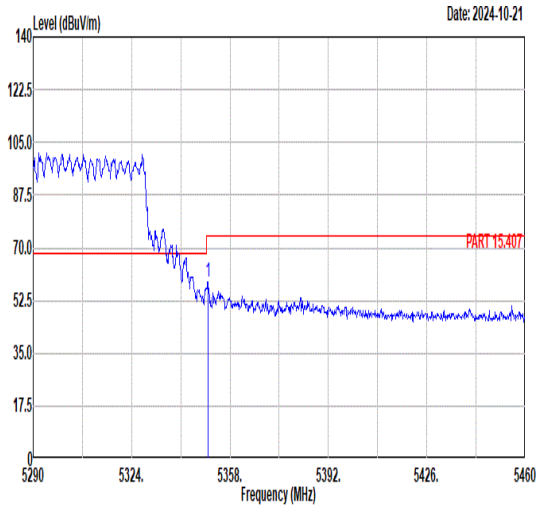 Freq Level Limit Line Margin Read Level Ant Factor Cable Loss Preamp Factor APos TPos Remark MHz dBuV/m dBuV/m dB dBuV dB/m dB dB cm deg 1 5350.35 58.59 74.00 -15.41 48.04 34.78 8.33 32.56 186 296 PEAK	Blank
Avg	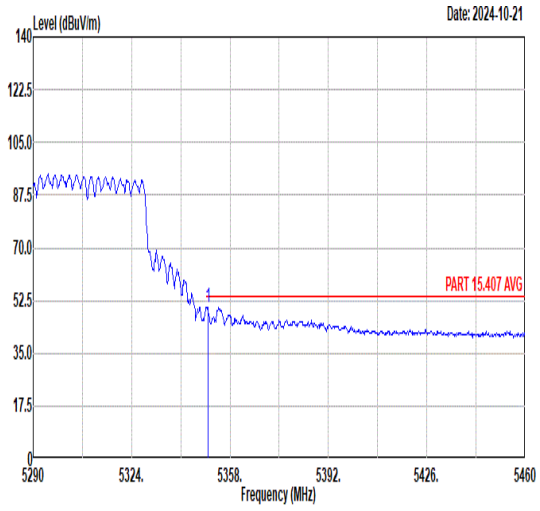 Freq Level Limit Line Margin Read Level Ant Factor Cable Loss Preamp Factor APos TPos Remark MHz dBuV/m dBuV/m dB dBuV dB/m dB dB cm deg 1 5350.35 50.07 54.00 -3.93 39.52 34.78 8.33 32.56 186 296 AVERAGE	Blank

Mode	64	
	Harmonic	
	CO-TX	
ANT	CDD18+19	
Pol.	Horizontal	Vertical
QP/ Peak	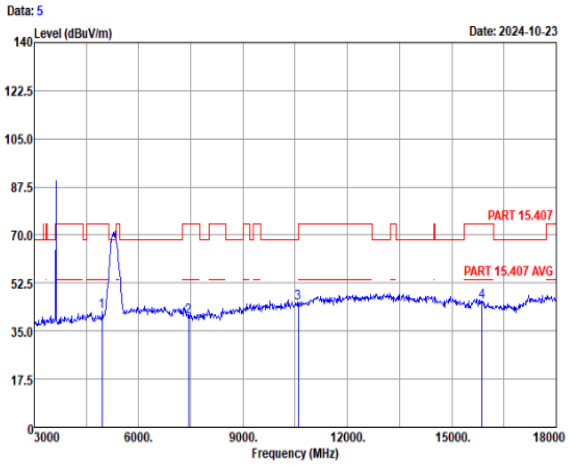 Freq Level Over Limit Limit Line ReadAntenna Level Cable Loss Preamp Factor A/Pos T/Pos Remark MHz dBuV/m dB dBuV/m dBuV dB/m dB dB cm deg 1 4956.00 42.29 -31.71 74.00 65.33 34.45 7.80 65.29 --- --- Peak 2 7434.00 40.17 -33.83 74.00 60.13 35.41 9.19 64.56 --- --- Peak 3 10580.00 45.08 -23.22 68.30 61.27 37.52 10.90 64.61 --- --- Peak 4 15870.00 45.65 -28.35 74.00 57.80 39.20 12.71 64.06 --- --- Peak	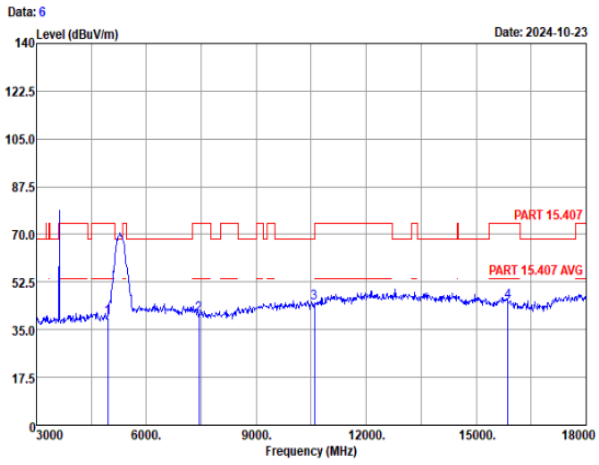 Freq Level Over Limit Limit Line ReadAntenna Level Cable Loss Preamp Factor A/Pos T/Pos Remark MHz dBuV/m dB dBuV/m dBuV dB/m dB dB cm deg 1 4956.00 39.48 -34.52 74.00 62.52 34.45 7.80 65.29 --- --- Peak 2 7434.00 40.54 -33.46 74.00 60.50 35.41 9.19 64.56 --- --- Peak 3 10580.00 44.92 -23.38 68.30 61.11 37.52 10.90 64.61 --- --- Peak 4 15870.00 45.33 -28.67 74.00 57.48 39.20 12.71 64.06 --- --- Peak

Mode	65	
	Band Edge	
	CO-TX	
ANT	17	
Pol.	Horizontal	Fundamental
Peak	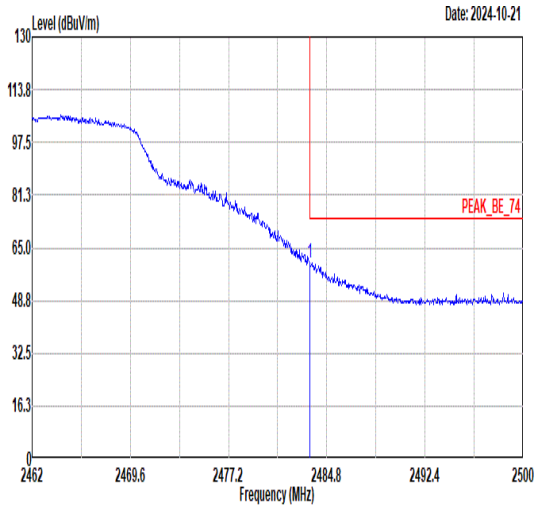 Freq Level Limit Line Margin Read Level Ant Factor Cable Loss Preamp Factor APos TPos Remark MHz dBuV/m dBuV/m dB dBuV dB/m dB dB cm deg 1 2483.51 60.55 74.00 -13.45 58.29 30.85 4.92 33.51 184 360 PEAK	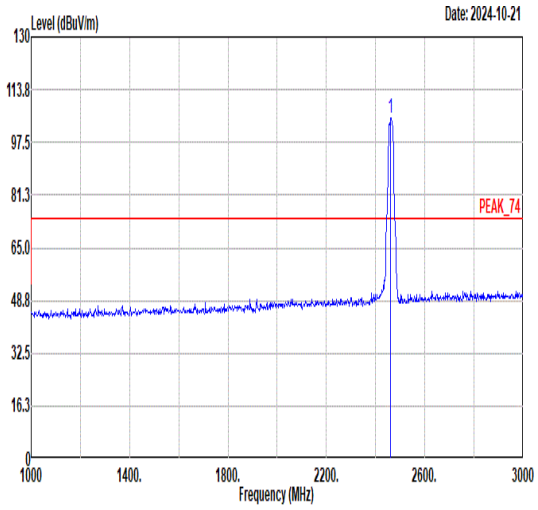 Freq Level Limit Line Margin Read Level Ant Factor Cable Loss Preamp Factor APos TPos Remark MHz dBuV/m dBuV/m dB dBuV dB/m dB dB cm deg 1 2462.00 104.96 ------ ------ 102.83 30.77 4.89 33.53 184 360 PEAK
Avg	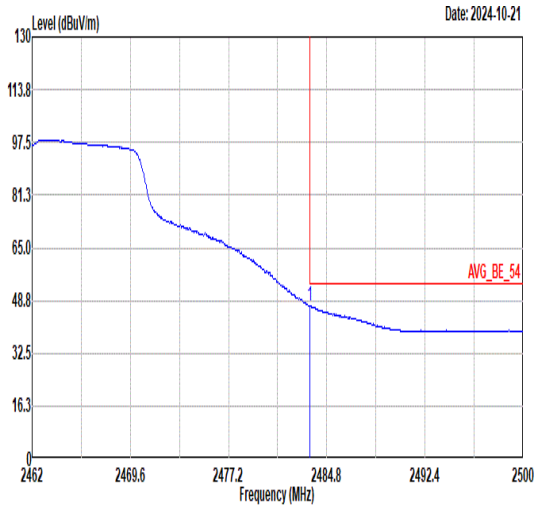 Freq Level Limit Line Margin Read Level Ant Factor Cable Loss Preamp Factor APos TPos Remark MHz dBuV/m dBuV/m dB dBuV dB/m dB dB cm deg 1 2483.51 47.11 54.00 -6.89 44.85 30.85 4.92 33.51 184 360 AVERAGE	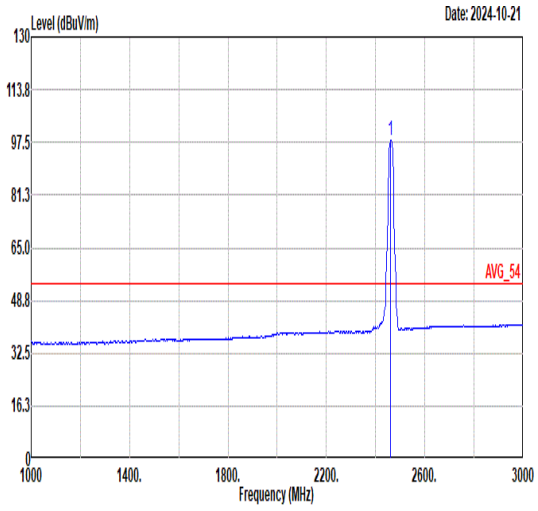 Freq Level Limit Line Margin Read Level Ant Factor Cable Loss Preamp Factor APos TPos Remark MHz dBuV/m dBuV/m dB dBuV dB/m dB dB cm deg 1 2462.00 98.24 ------ ------ 96.10 30.77 4.89 33.52 184 360 AVERAGE

Mode	65	
	Band Edge	
	CO-TX	
ANT	17	
Pol.	Vertical	Fundamental
Peak	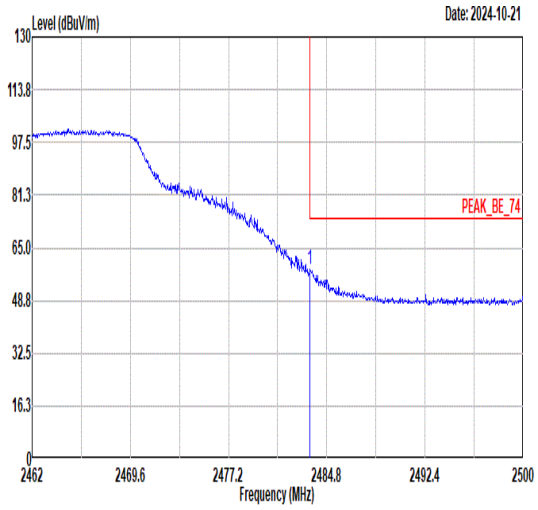 Freq Level Limit Line Margin Read Level Ant Factor Cable Loss Preamp Factor APos TPos Remark MHz dBuV/m dBuV/m dB dBuV dB/m dB dB cm deg 1 2483.51 58.58 74.00 -15.42 56.32 30.85 4.92 33.51 396 271 PEAK	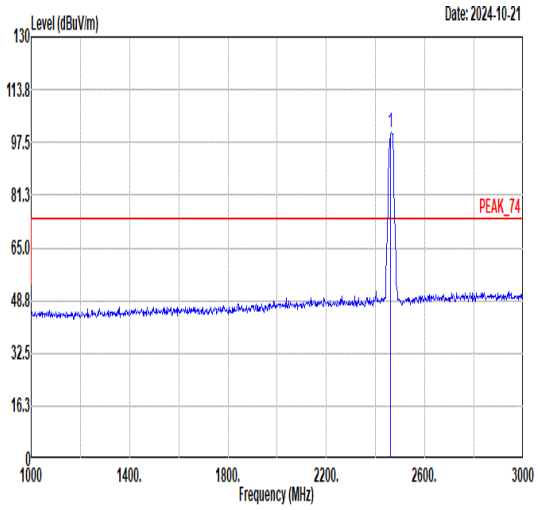 Freq Level Limit Line Margin Read Level Ant Factor Cable Loss Preamp Factor APos TPos Remark MHz dBuV/m dBuV/m dB dBuV dB/m dB dB cm deg 1 2462.00 100.62 ------ ------ 98.48 30.77 4.89 33.52 396 271 PEAK
Avg	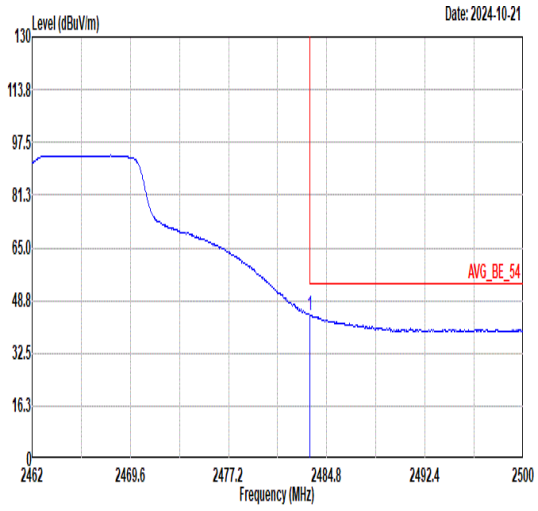 Freq Level Limit Line Margin Read Level Ant Factor Cable Loss Preamp Factor APos TPos Remark MHz dBuV/m dBuV/m dB dBuV dB/m dB dB cm deg 1 2483.51 44.22 54.00 -9.78 41.96 30.85 4.92 33.51 396 271 AVERAGE	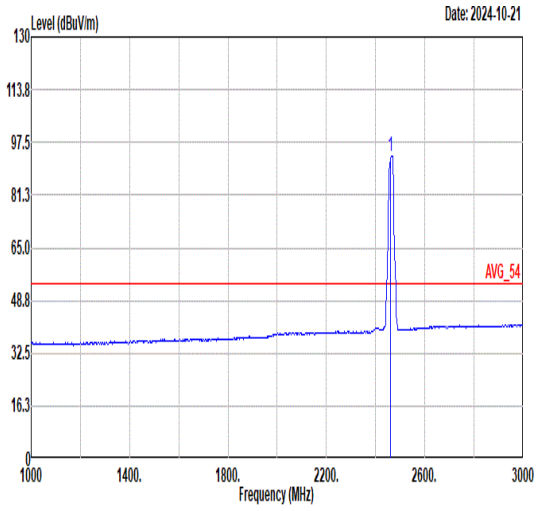 Freq Level Limit Line Margin Read Level Ant Factor Cable Loss Preamp Factor APos TPos Remark MHz dBuV/m dBuV/m dB dBuV dB/m dB dB cm deg 1 2462.00 93.35 ------ ------ 91.18 30.79 4.90 33.52 396 271 AVERAGE

Mode	65	
	Band Edge - L	
	CO-TX	
ANT	19	
Pol.	Horizontal	Fundamental
Peak	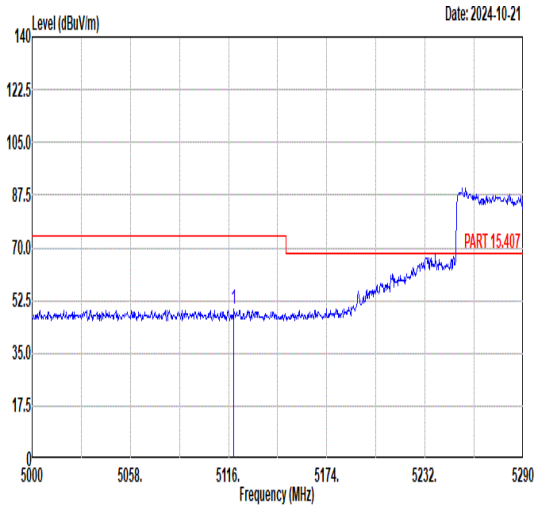 Freq Level Limit Line Margin Read Level Ant Factor Cable Loss Preamp Factor APos TPos Remark MHz dBuV/m dBuV/m dB dBuV dB/m dB dB cm deg 1 5119.19 49.53 74.00 -24.47 39.68 34.60 7.90 32.65 400 141 PEAK	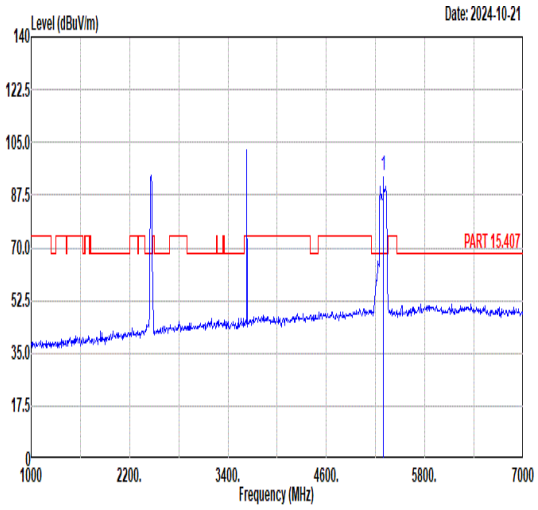 Freq Level Limit Line Margin Read Level Ant Factor Cable Loss Preamp Factor APos TPos Remark MHz dBuV/m dBuV/m dB dBuV dB/m dB dB cm deg 1 5290.00 93.91 68.30 25.61 91.77 30.77 4.89 33.52 400 141 PEAK
Avg	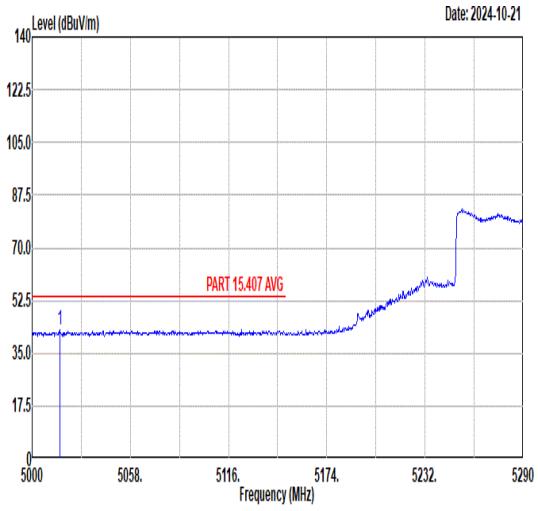 Freq Level Limit Line Margin Read Level Ant Factor Cable Loss Preamp Factor APos TPos Remark MHz dBuV/m dBuV/m dB dBuV dB/m dB dB cm deg 1 5016.24 42.61 54.00 -11.39 32.95 34.52 7.83 32.69 400 141 AVERAGE	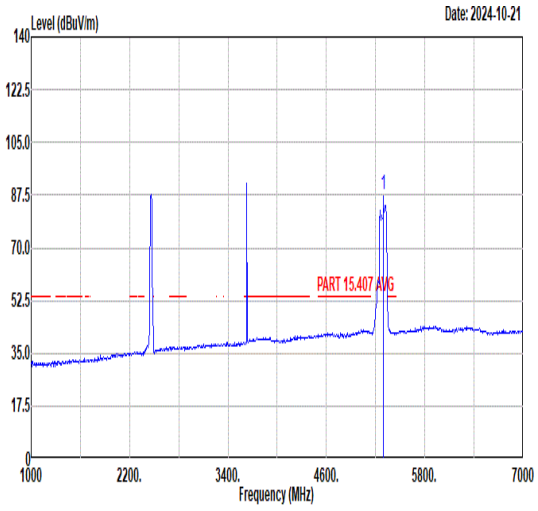 Freq Level Limit Line Margin Read Level Ant Factor Cable Loss Preamp Factor APos TPos Remark MHz dBuV/m dBuV/m dB dBuV dB/m dB dB cm deg 1 5290.00 87.47 ------ ------ 85.33 30.77 4.89 33.52 400 141 AVERAGE

Mode	65	
	Band Edge - R	
	CO-TX	
ANT	19	
Pol.	Horizontal	Fundamental
Peak	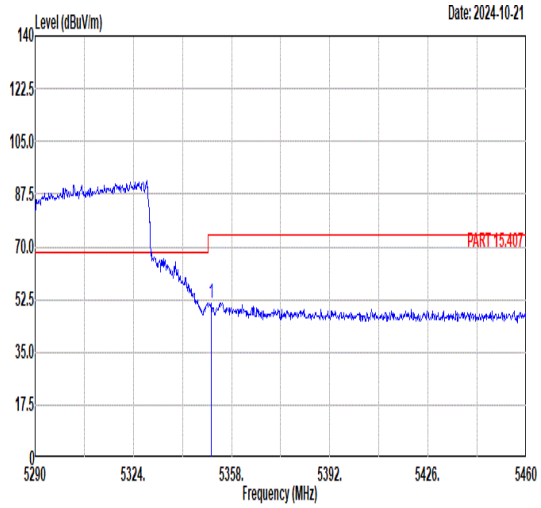 Freq Level Limit Line Margin Read Level Ant Factor Cable Loss Preamp Factor APos TPos Remark MHz dBuV/m dBuV/m dB dBuV dB/m dB dB cm deg 1 5350.86 51.44 74.00 -22.56 40.89 34.78 8.33 32.56 400 141 PEAK	Blank
Avg	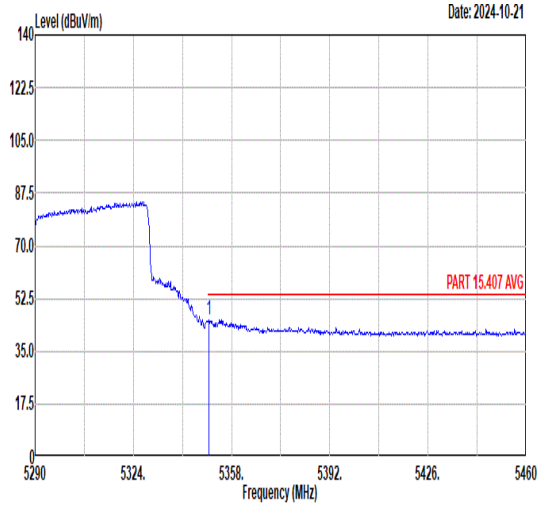 Freq Level Limit Line Margin Read Level Ant Factor Cable Loss Preamp Factor APos TPos Remark MHz dBuV/m dBuV/m dB dBuV dB/m dB dB cm deg 1 5350.18 45.48 54.00 -8.52 34.93 34.78 8.33 32.56 400 141 AVERAGE	Blank

Mode	65	
	Band Edge - L	
	CO-TX	
ANT	19	
Pol.	Vertical	Fundamental
Peak	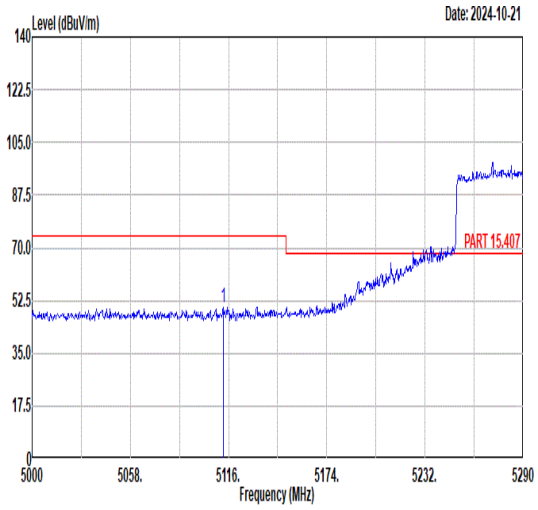 Freq Level Limit Line Margin Read Level Ant Factor Cable Loss Preamp Factor APos TPos Remark MHz dBuV/m dBuV/m dB dBuV dB/m dB dB cm deg 1 5112.81 50.37 74.00 -23.63 40.54 34.59 7.89 32.65 153 360 PEAK	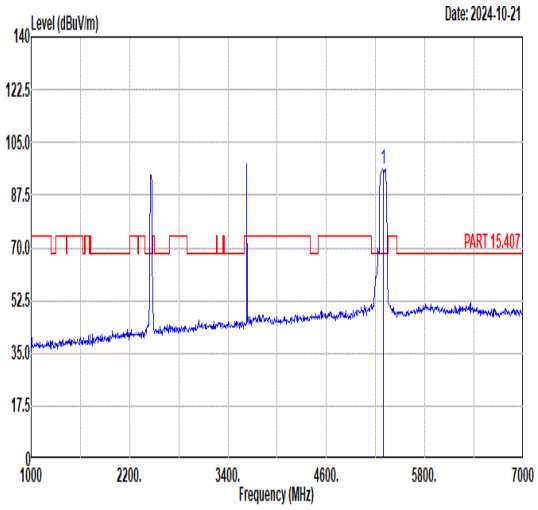 Freq Level Limit Line Margin Read Level Ant Factor Cable Loss Preamp Factor APos TPos Remark MHz dBuV/m dBuV/m dB dBuV dB/m dB dB cm deg 1 5290.00 96.31 68.30 28.01 86.01 34.73 8.15 32.58 153 360 PEAK
Avg	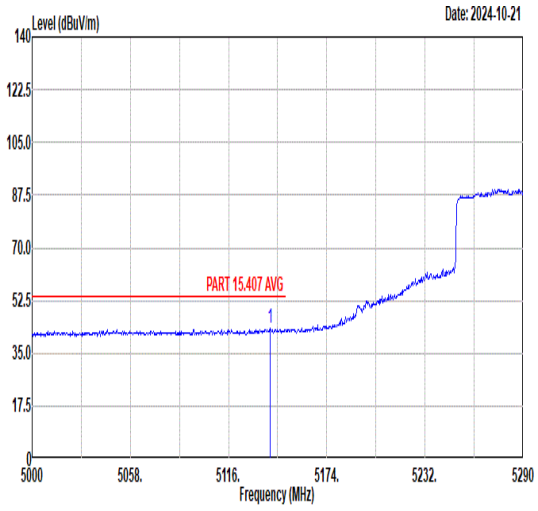 Freq Level Limit Line Margin Read Level Ant Factor Cable Loss Preamp Factor APos TPos Remark MHz dBuV/m dBuV/m dB dBuV dB/m dB dB cm deg 1 5140.36 43.16 54.00 -10.84 33.28 34.61 7.91 32.64 153 360 AVERAGE	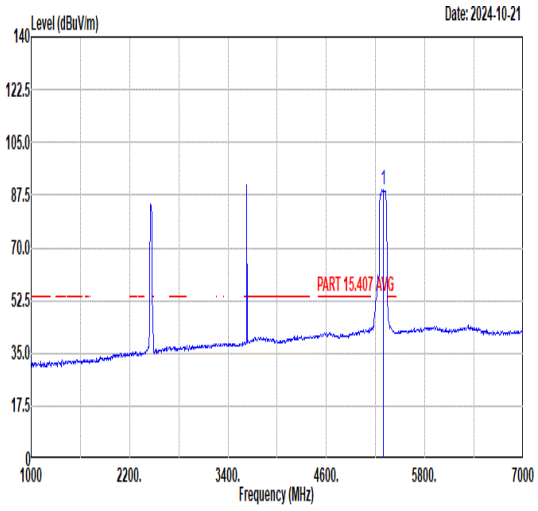 Freq Level Limit Line Margin Read Level Ant Factor Cable Loss Preamp Factor APos TPos Remark MHz dBuV/m dBuV/m dB dBuV dB/m dB dB cm deg 1 5290.00 89.44 ------ ------ 79.12 34.73 8.17 32.58 153 360 AVERAGE

Mode	65	
	Band Edge - R	
	CO-TX	
ANT	19	
Pol.	Vertical	Fundamental
Peak	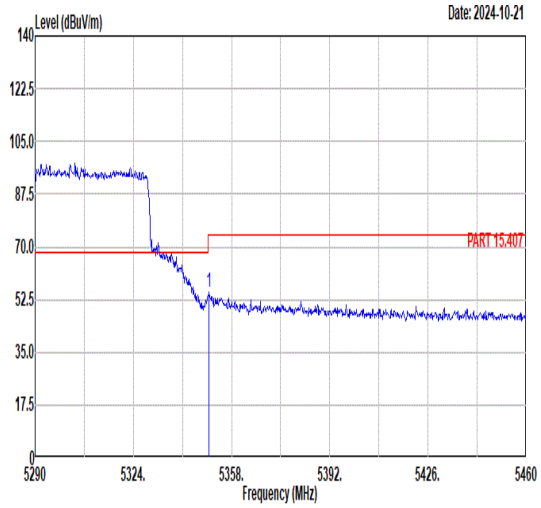 Freq Level Limit Line Margin Read Level Ant Factor Cable Loss Preamp Factor APos TPos Remark MHz dBuV/m dBuV/m dB dBuV dB/m dB dB cm deg 1 5350.18 55.00 74.00 -19.00 44.45 34.78 8.33 32.56 153 360 PEAK	Blank
Avg	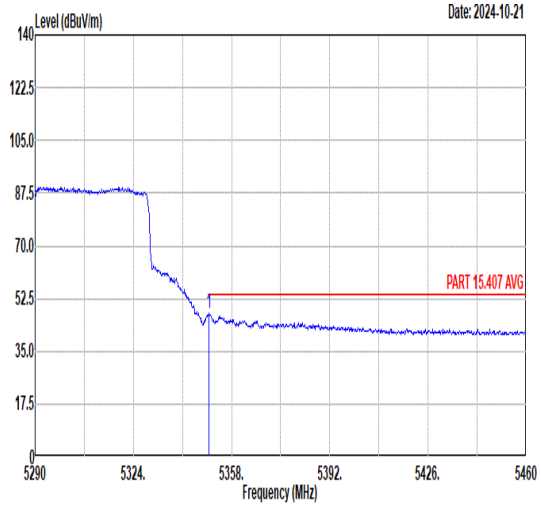 Freq Level Limit Line Margin Read Level Ant Factor Cable Loss Preamp Factor APos TPos Remark MHz dBuV/m dBuV/m dB dBuV dB/m dB dB cm deg 1 5350.18 47.30 54.00 -6.70 36.75 34.78 8.33 32.56 153 360 AVERAGE	Blank

Mode	65	
	Harmonic	
	CO-TX	
ANT	17+19	
Pol.	Horizontal	Vertical
QP/ Peak	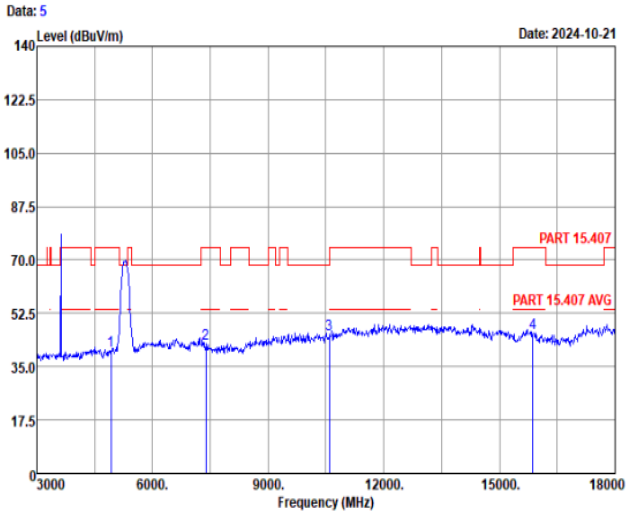 Freq Level Over Limit Limit Line ReadAntenna Level Cable Loss Preamp Factor A/Pos T/Pos Remark MHz dBuV/m dB dBuV/m dBuV dB/m dB dB cm deg 1 4924.00 40.30 -33.70 74.00 63.37 34.40 7.80 65.27 --- --- Peak 2 7386.00 42.46 -31.54 74.00 62.42 35.42 9.20 64.58 --- --- Peak 3 10580.00 45.79 -22.51 68.30 61.98 37.52 10.90 64.61 --- --- Peak 4 15870.00 46.09 -27.91 74.00 58.24 39.20 12.71 64.06 --- --- Peak	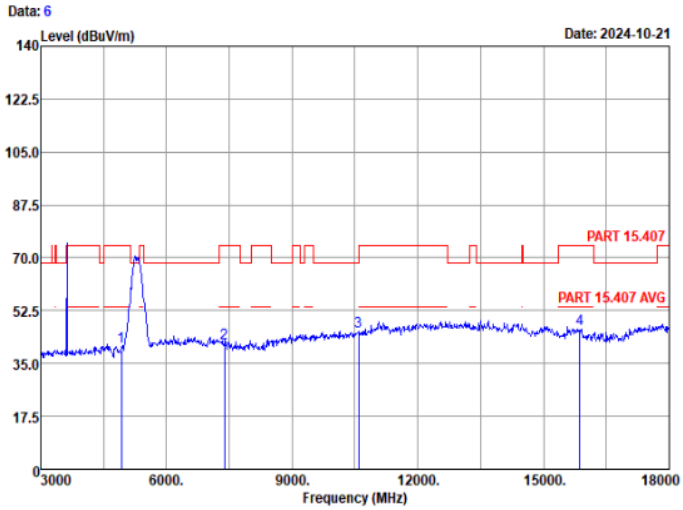 Freq Level Over Limit Limit Line ReadAntenna Level Cable Loss Preamp Factor A/Pos T/Pos Remark MHz dBuV/m dB dBuV/m dBuV dB/m dB dB cm deg 1 4924.00 40.42 -33.58 74.00 63.49 34.40 7.80 65.27 --- --- Peak 2 7386.00 41.71 -32.29 74.00 61.67 35.42 9.20 64.58 --- --- Peak 3 10580.00 45.77 -22.53 68.30 61.96 37.52 10.90 64.61 --- --- Peak 4 15870.00 46.43 -27.57 74.00 58.58 39.20 12.71 64.06 --- --- Peak

Remark: In co-location mode, the signals exceeding the limit are all the fundamental frequency which can be ignored

Appendix D. Duty Cycle Plots

MIMO Mode:

Band	Duty Cycle(%)	T(ms)	1/T(kHz)	VBW Setting
802.11a	93.33	1.4	0.714	1KHz
802.11ax HE20	90.99	1.01	0.990	1KHz
802.11ax HE40	84.13	0.53	1.887	3KHz
802.11ax HE80	74.36	0.29	3.448	10KHZ
802.11ax HE160	62.96	0.17	5.882	10KHZ

802.11a

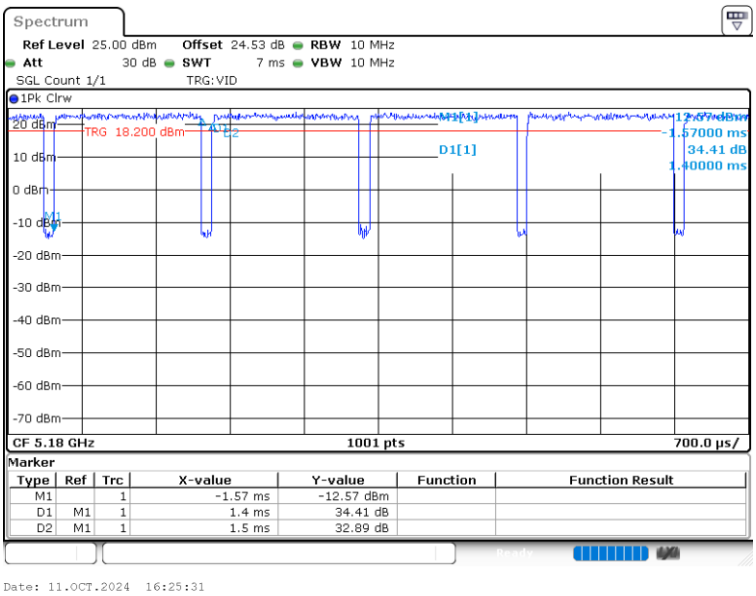

802.11ax HE20

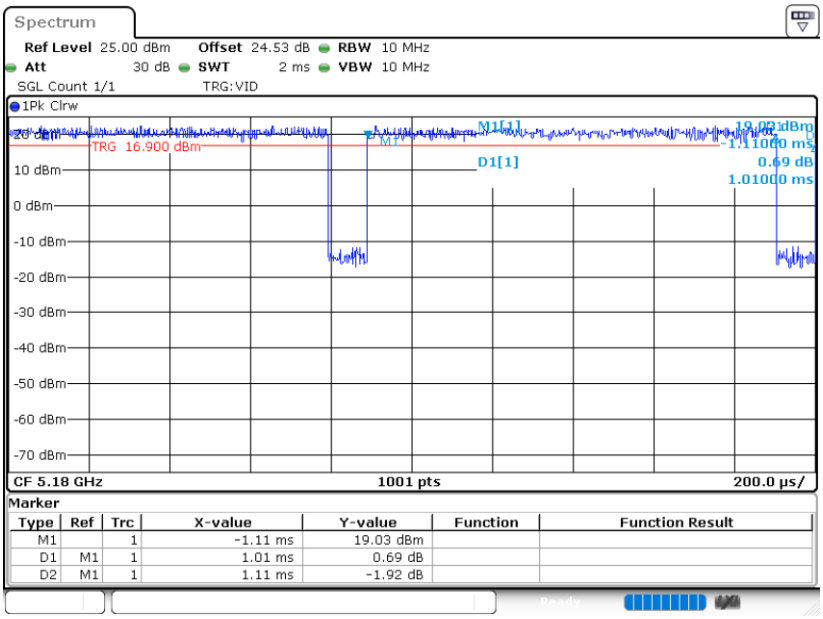

Date: 11.OCT.2024 17:17:21

802.11ax HE40

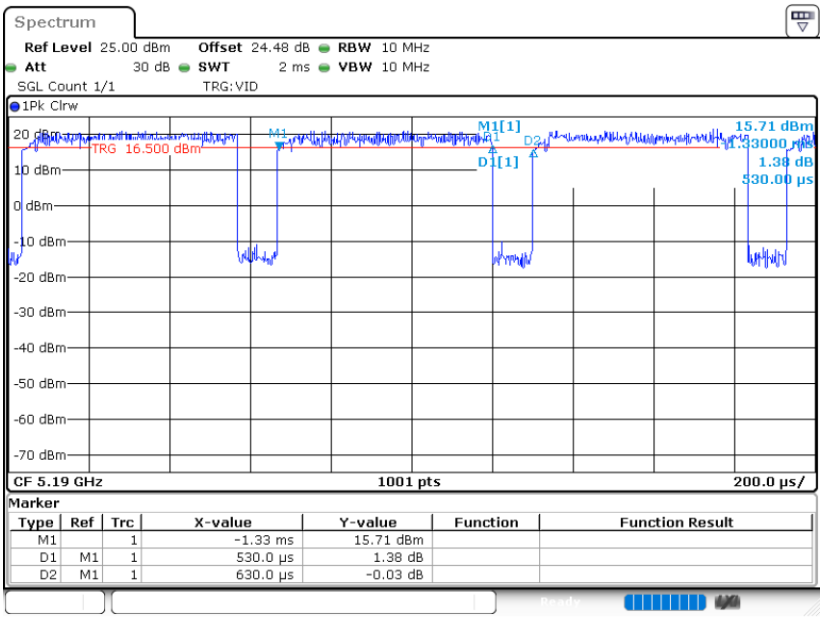

Date: 11.OCT.2024 17:40:03

802.11ax HE80

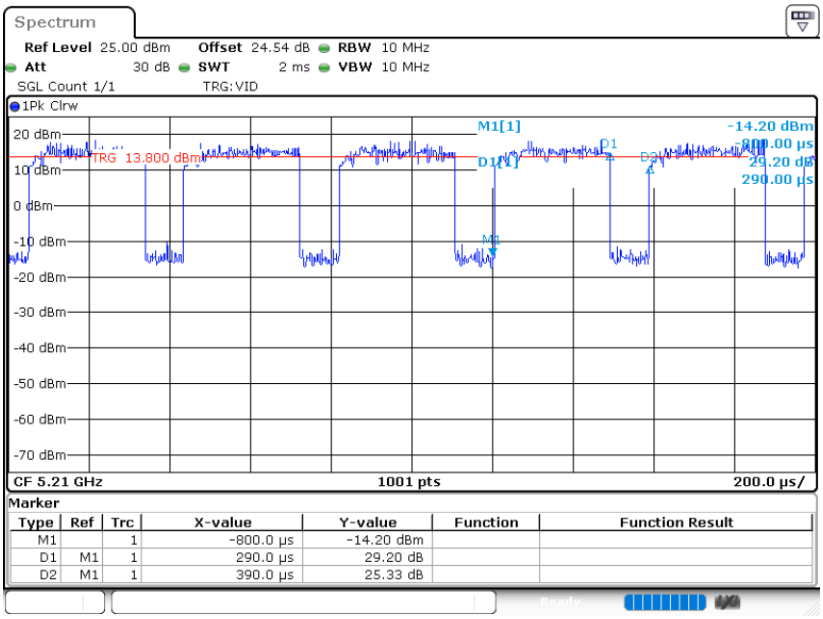

Date: 11.OCT.2024 21:16:57

802.11ax HE160

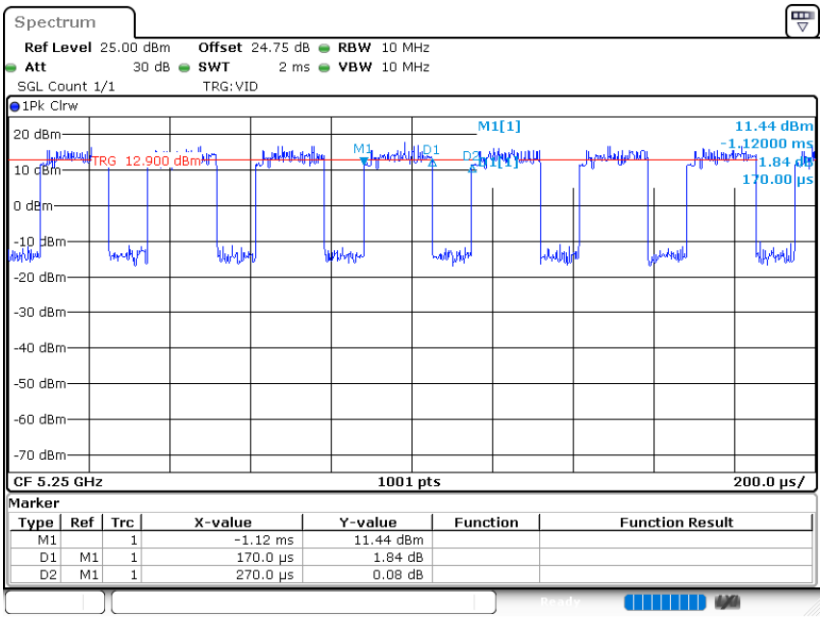

Date: 12.OCT.2024 13:57:54